

4348 m.

MOTORRAD GRAND PRIX VON ÖSTERREICH

Race

Classification after 20 laps = 86.96 km

29

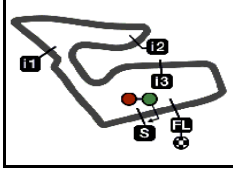
Pos		Rider	Nation	Team	Motorcycle	Total Time	Km/h	Gap
1	25	80 David ALONSO	COL	CFMOTO Gaviota Aspar Team	CFMOTO	33'40.607	154.9	
2	20	64 David MUÑOZ	SPA	BOE Motorsports	KTM	33'40.728	154.9	0.121
3	16	96 Daniel HOLGADO	SPA	Red Bull GASGAS Tech3	GASGAS	33'40.733	154.9	0.126
4	13	36 Angel PIQUERAS	SPA	Leopard Racing	HONDA	33'40.818	154.9	0.211
5	11	95 Collin VEIJER	NED	Liqui Moly Husqvarna Intact GP	HUSQVARNA	33'40.910	154.9	0.303
6	10	31 Adrian FERNANDEZ	SPA	Leopard Racing	HONDA	33'43.333	154.7	2.726
7	9	99 Jose Antonio RUEDA	SPA	Red Bull KTM Ajo	KTM	33'43.397	154.7	2.790
8	8	66 Joel KELSO	AUS	BOE Motorsports	KTM	33'43.493	154.7	2.886
9	7	48 Ivan ORTOLA	SPA	MT Helmets - MSI	KTM	33'48.149	154.3	7.542
10	6	54 Riccardo ROSSI	ITA	CIP Green Power	KTM	33'48.571	154.3	7.964
11	5	18 Matteo BERTELLE	ITA	Kopron Rivacold Snipers Team	HONDA	33'48.991	154.2	8.384
12	4	24 Tatsuki SUZUKI	JPN	Liqui Moly Husqvarna Intact GP	HUSQVARNA	33'49.054	154.2	8.447
13	3	6 Ryusei YAMANAKA	JPN	MT Helmets - MSI	KTM	33'52.240	154.0	11.633
14	2	12 Jacob ROULSTONE	AUS	Red Bull GASGAS Tech3	GASGAS	33'52.311	154.0	11.704
15	1	72 Taiyo FURUSATO	JPN	Honda Team Asia	HONDA	33'54.449	154.3	13.842
16		10 Nicola CARRARO	ITA	LEVELUP - MTA	KTM	33'59.784	153.4	19.177
17		58 Luca LUNETTA	ITA	SIC58 Squadra Corse	HONDA	33'59.820	153.4	19.213
18		85 Xabi ZURUTUZA	SPA	Red Bull KTM Ajo	KTM	33'59.879	153.4	19.272
19		19 Scott OGDEN	GBR	Fibre Tec Honda - MLav Racing	HONDA	34'01.228	153.3	20.621
20		22 David ALMANSA	SPA	Kopron Rivacold Snipers Team	HONDA	34'01.375	153.3	20.768
21		5 Tatchakorn BUASRI	THA	Honda Team Asia	HONDA	34'04.700	153.1	24.093
22		34 Jakob ROSENTHALER	AUT	Liqui Moly Husqvarna Intact GP	HUSQVARNA	34'05.594	153.0	24.987
23		21 Vicente PEREZ	SPA	Fibre Tec Honda - MLav Racing	HONDA	34'05.843	153.0	25.236
24		55 Noah DETTWILER	SWI	CIP Green Power	KTM	34'09.624	152.7	29.017
25		78 Joel ESTEBAN	SPA	CFMOTO Gaviota Aspar Team	CFMOTO	34'11.064	152.6	30.457
26		7 Filippo FARIOLI	ITA	SIC58 Squadra Corse	HONDA	34'26.134	151.5	45.527
Not classified								
		82 Stefano NEPA	ITA	LEVELUP - MTA	KTM	23'43.943	153.8	6 laps

The results are provisional until the end of the limit for protest and appeals.

Time limit for protest expires 60' after publication of the results - Time:

These data/results cannot be reproduced, stored and/or transmitted in whole or in part by any manner of electronic, mechanical, photocopying, recording, broadcasting or otherwise now known or herein after developed without the previous express consent by the copyright owner, except for reproduction in daily press and regular printed publications on sale to the public within 60 days of the event related to those data/results and always provided that copyright symbol appears together as follows below.

© DORNA, 2024



4348 m.

MOTORRAD GRAND PRIX VON ÖSTERREICH

Race

Classification after 20 laps = 86.96 km

29

Pos	Rider	Nation	Team	Motorcycle	Total Time	Km/h	Gap
-----	-------	--------	------	------------	------------	------	-----

Race condition: Dry

Air: 19°

Humidity: 82%

Ground: 25°

Pole Position:

Fastest Lap (New record):

Best Race Lap:

All-Time Lap Record:

	Ivan ORTOLA	1'40.057	156.4 Km/h
Lap 10	Tatsuki SUZUKI	1'40.092	156.3 Km/h
2022	David MUÑOZ	1'40.910	155.1 Km/h
2024	Joel KELSO	1'39.921	156.6 Km/h

10:44'53

10:50'00

10:59'59

11:02'45

11:03'20

Ivan ORTOLA

11:04'21 David ALONSO11:04'23 Taiyo FURUSATO11:04'24 Luca LUNETTA11:04'24 Filippo FARIOLI11:04'25 Angel PIQUERAS11:04'25 Tatsuki SUZUKI

11:05'08 Filippo FARIOLI

11:05'11 Filippo FARIOLI

11:05'20 -

11:07'06 Angel PIQUERAS11:07'06 Taiyo FURUSATO11:07'06 David ALONSO11:07'06 Tatsuki SUZUKI11:08'39 Filippo FARIOLI11:08'39 Luca LUNETTA11:09'00 Nicola CARRARO11:09'06 Tatchakorn BUASRI11:09'21 Riccardo ROSSI11:12'28 Noah DETTWILER11:13'35 Joel KELSO11:14'09 Joel ESTEBAN11:14'51 Scott OGDEN11:15'20 Ivan ORTOLA11:16'20 Jakob ROSENTHALER11:16'32 Xabi ZURUTUZA11:18'20 Adrian FERNANDEZ11:21'24 Matteo BERTELLE11:23'57 Taiyo FURUSATO11:24'20 Nicola CARRARO11:24'50 Jose Antonio RUEDA11:25'12 Vicente PEREZ11:27'28 Xabi ZURUTUZA

11:28'14 Stefano NEPA

11:28'40 David ALMANSA11:28'44 Nicola CARRARO11:28'53 Taiyo FURUSATO11:30'12 Jacob ROULSTONE11:30'42 Noah DETTWILER11:32'10 Xabi ZURUTUZA

SIGHTING LAP START

All bikes on grid

WARM UP LAP START

RACE START

starting from pit lane

long lap penaltylong lap penaltydouble long lap penaltydouble long lap penaltylong lap penaltylong lap penalty

crashed out - Rider OK

re-joined race

No jump starts

long lap penalty - COMPLETEDlong lap penalty - COMPLETEDlong lap penalty - COMPLETEDlong lap penalty - COMPLETEDdouble long lap penalty - COMPLETEDdouble long lap penalty - COMPLETEDtrack limits warningtrack limits warningtrack limits warningtrack limits warningtrack limits warningtrack limits warningtrack limits warningtrack limits warningtrack limits warningtrack limits warningtrack limits warningtrack limits warningtrack limits warninglong lap penalty due to exceeding track limittrack limits warningtrack limits warninglong lap penalty due to exceeding track limit

crashed out - Rider OK

track limits warninglong lap penalty - COMPLETEDlong lap penalty due to exceeding track limittrack limits warninglong lap penalty due to exceeding track limitlong lap penalty - COMPLETED

The results are provisional until the end of the limit for protest and appeals.

Time limit for protest expires 60' after publication of the results - Time:

These data/results cannot be reproduced, stored and/or transmitted in whole or in part by any manner of electronic, mechanical, photocopying, recording, broadcasting or otherwise now known or herein after developed without the previous express consent by the copyright owner, except for reproduction in daily press and regular printed publications on sale to the public within 60 days of the event related to those data/results and always provided that copyright symbol appears together as follows below.

© DORNA, 2024

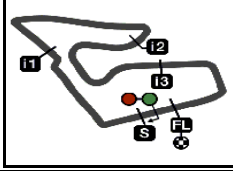
Official MotoGP Timing by TISSOT

www.motogp.com

Spielberg, Sunday, August 18, 2024

Page 2 of 3






4348 m.

MOTORRAD GRAND PRIX VON ÖSTERREICH

Race

Classification after 20 laps = 86.96 km

29

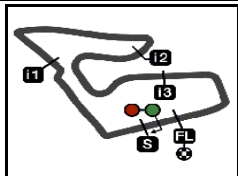
Pos	 Rider	Nation	Team	Motorcycle	Total Time	Km/h	Gap
	11:33'13	<u>Joel ESTEBAN</u>					<u>long lap penalty due to exceeding track limit</u>
	11:33'53	<u>Joel ESTEBAN</u>					<u>long lap penalty - COMPLETED</u>
	11:38'01	<u>Noah DETTWILER</u>					<u>long lap penalty - COMPLETED</u>
	11:39'13	<u>Taiyo FURUSATO</u>					<u>double long lap penalty - failed to comply with long lap penalty</u>
	11:41'39	<u>Taiyo FURUSATO</u>					<u>6 seconds penalty - insufficient time to complete double long lap penalty</u>

The results are provisional until the end of the limit for protest and appeals.

Time limit for protest expires 60' after publication of the results - Time:

These data/results cannot be reproduced, stored and/or transmitted in whole or in part by any manner of electronic, mechanical, photocopying, recording, broadcasting or otherwise now known or herein after developed without the previous express consent by the copyright owner, except for reproduction in daily press and regular printed publications on sale to the public within 60 days of the event related to those data/results and always provided that copyright symbol appears together as follows below.

© DORNA, 2024



4348 m.

MOTORRAD GRAND PRIX VON ÖSTERREICH

Moto3™

World Championship Classification

30

Rider		Points	Leader	Previous	QAT	POR	AME	SPA	FRA	CAT	ITA	NED	GER	GBR	AUT	ARA	RSM	EMI	INA	JPN	AUS	THA	MAL	VAL
1 ALONSO David	COL	224			25	13	25	5	25	25	25	11	25	20	25									
2 ORTOLA Ivan	SPA	153	71	71	7	16	-	16	11	20	10	25	16	25	7									
3 HOLGADO Daniel	SPA	149	75	4	20	25	20	9	20	10	2	5	9	13	16									
4 VEIJER Collin	NED	142	82	7	11	10	-	25	16	13	20	20	0	16	11									
5 MUÑOZ David	SPA	108	116	34	0	7	11	20	-	11	11	16	8	4	20									
6 YAMANAKA Ryusei	JPN	85	139	23	-	-	13	13	9	5	16	6	10	10	3									
7 FERNANDEZ Adrian	SPA	85	139	0	-	6	5	10	10	6	8	9	13	8	10									
8 RUEDA Jose Antonio	SPA	74	150	11	-	20	-	-	8	16	1	13	-	7	9									
9 PIQUERAS Angel	SPA	73	151	1	4	-	16	6	6	4	5	8	11	-	13									
10 KELSO Joel	AUS	72	152	1	8	11	9	11	3	-	4	4	5	9	8									
11 FURUSATO Taiyo	JPN	55	169	17	16	0	-	0	2	-	13	3	20	-	1									
12 NEPA Stefano	ITA	51	173	4	10	9	0	7	0	3	-	7	4	11	-									
13 SUZUKI Tatsuki	JPN	48	176	3	9	4	10	0	7	1	-	-	7	6	4									
14 ROULSTONE Jacob	AUS	46	178	2	6	5	8	4	4	8	7	2	-	0	2									
15 ESTEBAN Joel	SPA	41	183	5	5	8	7	-	13	2	0	1	2	3	0									
16 LUNETTA Luca	ITA	34	190	7	1	0	0	0	5	9	9	10	-	-	0									
17 BERTELLE Matteo	ITA	25	199	9	-	-	6	2	-	0	6	0	1	5	5									
18 ROSSI Riccardo	ITA	24	200	1	13	-	0	0	-	-	3	0	0	2	6									
19 CARRARO Nicola	ITA	16	208	8	2	1	4	8	0	0	0	0	0	1	0									
20 FARIOLI Filippo	ITA	14	210	2	-	0	1	3	-	7	0	0	3	0	0									
21 OGDEN Scott	GBR	11	213	3	3	2	-	0	-	0	0	0	6	-	0									
22 ZURUTUZA Xabi	SPA	3	221	8	-	-	3	0	0	0	-	0	0	-	0									

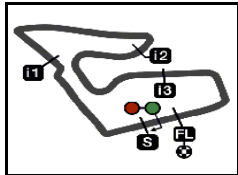
These data/results cannot be reproduced, stored and/or transmitted in whole or in part by any manner of electronic, mechanical, photocopying, recording, broadcasting or otherwise now known or herein after developed without the previous express consent by the copyright owner, except for reproduction in daily press and regular printed publications on sale to the public within 60 days of the event related to those data/results and always provided that copyright symbol appears together as follows below.
© DORNA, 2024

Official MotoGP Timing by 
www.motogp.com

Spielberg, Sunday, August 18, 2024

Page 1 of 3





4348 m.

MOTORRAD GRAND PRIX VON ÖSTERREICH

Moto3™

World Championship Classification

30

Rider		Points	Leader	Previous	QAT	POR	AME	SPA	FRA	CAT	ITA	NED	GER	GBR	AUT	ARA	RSM	EMI	INA	JPN	AUS	THA	MAL	VAL	
23 PEREZ Vicente	SPA	3	221	0	-	3	-	0	-	-	-	-	-	-	0										
24 DETTWILER Noah	SWI	2	222	1	0	0	2	0	0	0	0	0	0	0	0										
25 ALMANSA David	SPA	2	222	0	-	-	-	1	1	-	0	-	0	0	0										
26 WHATLEY Joshua	GBR	0	224	2	0	0	0	0	0	0	0	0	0	-	-										
27 BUASRI Tatchakorn	THA	0	224	0	0	0	-	0	0	0	0	0	0	0	0										
28 SHAHRIL Danial	MAL	0	224	0	-	-	-	-	-	-	-	-	-	-	0										
29 AL SAHOUTI Hamad	QAT	0	224	0	-	0	-	-	-	-	-	-	-	-	-										
30 ROSENTHALER Jakob	AUT	0	224	0	-	-	-	-	-	-	-	-	-	-	0										
31 ADITAMA Arbi	INA	0	224	0	-	-	-	-	-	0	-	-	-	-	-										

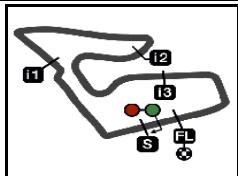
These data/results cannot be reproduced, stored and/or transmitted in whole or in part by any manner of electronic, mechanical, photocopying, recording, broadcasting or otherwise now known or herein after developed without the previous express consent by the copyright owner, except for reproduction in daily press and regular printed publications on sale to the public within 60 days of the event related to those data/results and always provided that copyright symbol appears together as follows below.
© DORNA, 2024

Official MotoGP Timing by 
www.motogp.com

Spielberg, Sunday, August 18, 2024

Page 2 of 3





4348 m.

MOTORRAD GRAND PRIX VON ÖSTERREICH

Moto3™

World Championship Classification

30

Constructor		Points	Leader	Previous	QAT	POR	AME	SPA	FRA	CAT	ITA	NED	GER	GBR	AUT	ARA	RSM	EMI	INA	JPN	AUS	THA	MAL	VAL
1	CFMOTO	224			25	13	25	5	25	25	25	11	25	20	25									
2	KTM	199	25	25	13	20	13	20	11	20	16	25	16	25	20									
3	HUSQVARNA	159	65	40	11	10	10	25	16	13	20	20	7	16	11									
4	GASGAS	154	70	5	20	25	20	9	20	10	7	5	9	13	16									
5	HONDA	131	93	23	16	6	16	10	10	9	13	10	20	8	13									

Team		Points	Leader	Previous	QAT	POR	AME	SPA	FRA	CAT	ITA	NED	GER	GBR	AUT	ARA	RSM	EMI	INA	JPN	AUS	THA	MAL	VAL
1	CFMOTO GAVIOTA ASPAR TEAM	265			30	21	32	5	38	27	25	12	27	23	25									
2	MT HELMETS - MSI	238	27	27	7	16	13	29	20	25	26	31	26	35	10									
3	RED BULL GASGAS TECH3	195	70	43	26	30	28	13	24	18	9	7	9	13	18									
4	LIQUI MOLY HUSQVARNA INTACT GP	190	75	5	20	14	10	25	23	14	20	20	7	22	15									
5	BOE MOTORSPORTS	180	85	10	8	18	20	31	3	11	15	20	13	13	28									
6	LEOPARD RACING	158	107	22	4	6	21	16	16	10	13	17	24	8	23									
7	RED BULL KTM AJO	80	185	78	-	23	3	-	8	16	1	13	-	7	9									
8	LEVELUP - MTA	67	198	13	12	10	4	15	-	3	-	7	4	12	-									
9	HONDA TEAM ASIA	55	210	12	16	-	-	-	2	-	13	3	20	-	1									
10	SIC58 SQUADRA CORSE	48	217	7	1	-	1	3	5	16	9	10	3	-	-									
11	KOPRON RIVACOLD SNIPERS TEAM	27	238	21	-	-	6	3	1	-	6	-	1	5	5									
12	CIP GREEN POWER	26	239	1	13	-	2	-	-	-	3	-	-	2	6									
13	FIBRE TEC HONDA - MLAV RACING	11	254	15	3	2	-	-	-	-	-	-	6	-	-									

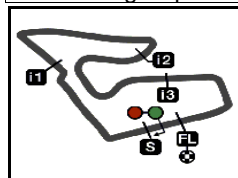
These data/results cannot be reproduced, stored and/or transmitted in whole or in part by any manner of electronic, mechanical, photocopying, recording, broadcasting or otherwise now known or herein after developed without the previous express consent by the copyright owner, except for reproduction in daily press and regular printed publications on sale to the public within 60 days of the event related to those data/results and always provided that copyright symbol appears together as follows below.
© DORNA, 2024

Official MotoGP Timing by 
www.motogp.com

Spielberg, Sunday, August 18, 2024

Page 3 of 3





4348 m.

MOTORRAD GRAND PRIX VON ÖSTERREICH

Race

Lap Chart

31

Pos	1	2	3	4	5	6	7	8	9	10	11	12	13	14	15	16	17	18	19	20	21	22	23	24	25	26	27
Grid	48	66	95	96	99	80	18	36	64	6	85	31	24	82	12	58	72	78	10	5	7	21	54	22	34	55	19



	1	66	64	96	80	36	99	95	18	6	31	82	24	85	58	72	12	5	78	54	7	10	21	22	19	34	55	48
	2	66	64	80	96	36	99	95	31	6	18	82	24	72	58	85	12	54	78	10	5	22	34	21	19	55	48	7
	3	66	64	96	99	95	6	31	18	82	80	36	12	85	54	10	78	5	22	34	19	24	72	55	58	21	48	7
	4	66	64	96	99	95	6	31	80	18	36	82	12	85	54	10	78	22	5	72	24	34	19	55	21	48	58	7
	5	66	64	96	99	95	80	31	36	18	6	82	12	85	54	10	22	5	72	24	34	78	19	55	48	21	58	7
	6	66	64	96	95	99	80	36	31	18	82	6	12	85	54	10	22	24	48	72	19	5	34	78	55	21	58	7
	7	96	66	64	95	99	80	36	31	6	18	82	12	54	85	10	48	24	22	72	19	5	34	78	55	58	21	7
	8	96	66	64	95	99	80	36	31	6	18	82	54	12	85	10	48	24	72	22	19	34	5	78	58	55	21	7
	9	96	64	66	95	99	80	36	31	6	18	82	12	54	85	10	48	24	72	19	22	78	5	34	58	55	21	7
	10	96	64	95	66	99	80	36	31	6	18	12	82	54	85	10	48	24	72	22	19	78	58	5	34	55	21	7
L	11	95	96	64	66	99	80	36	31	18	6	12	82	54	85	10	48	24	72	22	19	58	78	5	34	55	21	7
a	12	96	95	36	64	80	99	31	66	18	6	12	54	85	82	48	24	10	72	19	22	58	78	5	34	55	21	7
P	13	95	80	36	64	96	31	99	66	18	6	12	54	48	24	82	85	72	10	19	22	58	78	5	34	55	21	7
S	14	95	80	64	36	96	31	66	99	18	48	12	6	24	54	82	72	85	10	22	19	58	5	78	34	55	21	7
	15	80	95	96	64	36	31	66	99	48	18	6	72	54	24	12	85	10	22	19	58	5	78	34	21	55	7	
	16	80	64	36	96	95	31	66	99	48	18	72	54	6	24	12	85	10	22	58	19	5	78	34	21	55	7	
	17	80	64	96	95	36	31	99	66	48	18	72	54	6	24	12	85	10	58	22	19	5	78	34	55	21	7	
	18	80	64	96	95	36	31	99	66	48	72	18	24	54	6	12	85	10	58	22	19	5	34	55	21	78	7	
	19	80	64	96	36	95	99	31	66	48	72	18	54	24	6	12	10	85	58	19	22	5	55	34	21	78	7	
	20	80	64	96	36	95	31	99	66	48	72	54	18	24	6	12	10	58	85	19	22	5	34	21	55	78	7	

Winner Lapped rider

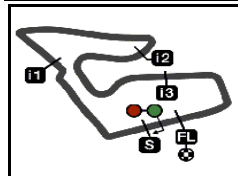
These data/results cannot be reproduced, stored and/or transmitted in whole or in part by any manner of electronic, mechanical, photocopying, recording, broadcasting or otherwise now known or herein after developed without the previous express consent by the copyright owner, except for reproduction in daily press and regular printed publications on sale to the public within 60 days of the event related to those data/results and always provided that copyright symbol appears together as follows below.

© DORNA, 2024

Official MotoGP Timing by TISSOT
www.motogp.com



Spielberg, Sunday, August 18, 2024




4348 m.

MOTORRAD GRAND PRIX VON ÖSTERREICH

Race

Fastest Lap of Each Rider

32

	Rider	Nation	Team	Motorcycle	Time	Lap Total	Gap
1	24 Tatsuki SUZUKI	JPN	Liqui Moly Husqvarna Intact GP	HUSQVARNA	1'40.092	10 20	
2	48 Ivan ORTOLA	SPA	MT Helmets - MSI	KTM	1'40.174	5 20	0.082 0.082
3	36 Angel PIQUERAS	SPA	Leopard Racing	HONDA	1'40.177	6 20	0.085 0.003
4	80 David ALONSO	COL	CFMOTO Gaviota Aspar Team	CFMOTO	1'40.178	9 20	0.086 0.001
5	72 Taiyo FURUSATO	JPN	Honda Team Asia	HONDA	1'40.304	10 20	0.212 0.126
6	95 Collin VEIJER	NED	Liqui Moly Husqvarna Intact GP	HUSQVARNA	1'40.392	4 20	0.300 0.088
7	96 Daniel HOLGADO	SPA	Red Bull GASGAS Tech3	GASGAS	1'40.423	4 20	0.331 0.031
8	31 Adrian FERNANDEZ	SPA	Leopard Racing	HONDA	1'40.455	8 20	0.363 0.032
9	54 Riccardo ROSSI	ITA	CIP Green Power	KTM	1'40.476	20 20	0.384 0.021
10	64 David MUÑOZ	SPA	BOE Motorsports	KTM	1'40.500	19 20	0.408 0.024
11	99 Jose Antonio RUEDA	SPA	Red Bull KTM Ajo	KTM	1'40.581	9 20	0.489 0.081
12	66 Joel KELSO	AUS	BOE Motorsports	KTM	1'40.607	3 20	0.515 0.026
13	6 Ryusei YAMANAKA	JPN	MT Helmets - MSI	KTM	1'40.667	17 20	0.575 0.060
14	12 Jacob ROULSTONE	AUS	Red Bull GASGAS Tech3	GASGAS	1'40.766	5 20	0.674 0.099
15	18 Matteo BERTELLE	ITA	Kopron Rivacold Snipers Team	HONDA	1'40.827	15 20	0.735 0.061
16	10 Nicola CARRARO	ITA	LEVELUP - MTA	KTM	1'40.864	9 20	0.772 0.037
17	85 Xabi ZURUTUZA	SPA	Red Bull KTM Ajo	KTM	1'40.983	10 20	0.891 0.119
18	58 Luca LUNETTA	ITA	SIC58 Squadra Corse	HONDA	1'41.018	8 20	0.926 0.035
19	82 Stefano NEPA	ITA	LEVELUP - MTA	KTM	1'41.052	3 14	0.960 0.034
20	19 Scott OGDEN	GBR	Fibre Tec Honda - MLav Racing	HONDA	1'41.055	8 20	0.963 0.003
21	22 David ALMANSA	SPA	Kopron Rivacold Snipers Team	HONDA	1'41.239	9 20	1.147 0.184
22	21 Vicente PEREZ	SPA	Fibre Tec Honda - MLav Racing	HONDA	1'41.304	8 20	1.212 0.065
23	55 Noah DETTWILER	SWI	CIP Green Power	KTM	1'41.321	10 20	1.229 0.017
24	34 Jakob ROSENTHALER	AUT	Liqui Moly Husqvarna Intact GP	HUSQVARNA	1'41.380	5 20	1.288 0.059
25	78 Joel ESTEBAN	SPA	CFMOTO Gaviota Aspar Team	CFMOTO	1'41.383	8 20	1.291 0.003
26	5 Tatchakorn BUASRI	THA	Honda Team Asia	HONDA	1'41.419	15 20	1.327 0.036
27	7 Filippo FARIOLI	ITA	SIC58 Squadra Corse	HONDA	1'41.521	13 20	1.429 0.102

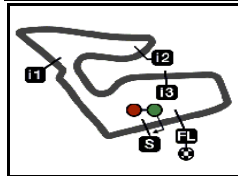
These data/results cannot be reproduced, stored and/or transmitted in whole or in part by any manner of electronic, mechanical, photocopying, recording, broadcasting or otherwise now known or herein after developed without the previous express consent by the copyright owner, except for reproduction in daily press and regular printed publications on sale to the public within 60 days of the event related to those data/results and always provided that copyright symbol appears together as follows below.

© DORNA, 2024

Official MotoGP Timing by TISSOT
www.motogp.com

Spielberg, Sunday, August 18, 2024





4348 m.

MOTORRAD GRAND PRIX VON ÖSTERREICH

After the Race

Event Best Maximum Speed

33



Rider	Nation Team	Motorcycle	Km/h
24 Tatsuki SUZUKI	JPN Liqui Moly Husqvarna Intact GP	HUSQVARNA	224.2 Race
80 David ALONSO	COL CFMOTO Gaviota Aspar Team	CFMOTO	224.2 Race
48 Ivan ORTOLA	SPA MT Helmets - MSI	KTM	224.2 Qualifying Nr. 2
6 Ryusei YAMANAKA	JPN MT Helmets - MSI	KTM	224.2 Race
96 Daniel HOLGADO	SPA Red Bull GASGAS Tech3	GASGAS	223.6 Race
95 Collin VEIJER	NED Liqui Moly Husqvarna Intact GP	HUSQVARNA	222.9 Race
36 Angel PIQUERAS	SPA Leopard Racing	HONDA	222.9 Race
99 Jose Antonio RUEDA	SPA Red Bull KTM Ajo	KTM	222.9 Race
64 David MUÑOZ	SPA BOE Motorsports	KTM	222.9 Race
10 Nicola CARRARO	ITA LEVELUP - MTA	KTM	222.2 Race
19 Scott OGDEN	GBR Fibre Tec Honda - MLav Racing	HONDA	222.2 Race
54 Riccardo ROSSI	ITA CIP Green Power	KTM	222.2 Race
72 Taiyo FURUSATO	JPN Honda Team Asia	HONDA	221.5 Race
12 Jacob ROULSTONE	AUS Red Bull GASGAS Tech3	GASGAS	221.5 Race
66 Joel KELSO	AUS BOE Motorsports	KTM	221.5 Race
31 Adrian FERNANDEZ	SPA Leopard Racing	HONDA	220.8 Race
18 Matteo BERTELLE	ITA Kopron Rivacold Snipers Team	HONDA	220.8 Race
55 Noah DETTWILER	SWI CIP Green Power	KTM	220.8 Race
82 Stefano NEPA	ITA LEVELUP - MTA	KTM	220.8 Race
85 Xabi ZURUTUZA	SPA Red Bull KTM Ajo	KTM	220.8 Qualifying Nr. 2
5 Tatchakorn BUASRI	THA Honda Team Asia	HONDA	220.1 Qualifying Nr. 1
34 Jakob ROSENTHALER	AUT Liqui Moly Husqvarna Intact GP	HUSQVARNA	220.1 Race
22 David ALMANSA	SPA Kopron Rivacold Snipers Team	HONDA	220.1 Race
58 Luca LUNETTA	ITA SIC58 Squadra Corse	HONDA	220.1 Race
21 Vicente PEREZ	SPA Fibre Tec Honda - MLav Racing	HONDA	219.5 Qualifying Nr. 1
78 Joel ESTEBAN	SPA CFMOTO Gaviota Aspar Team	CFMOTO	219.5 Race
7 Filippo FARIOLI	ITA SIC58 Squadra Corse	HONDA	218.8 Practice Nr. 1

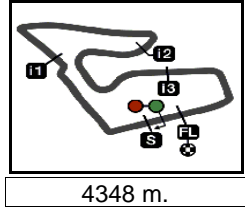
These data/results cannot be reproduced, stored and/or transmitted in whole or in part by any manner of electronic, mechanical, photocopying, recording, broadcasting or otherwise now known or herein after developed without the previous express consent by the copyright owner, except for reproduction in daily press and regular printed publications on sale to the public within 60 days of the event related to those data/results and always provided that copyright symbol appears together as follows below.

© DORNA, 2024

Official MotoGP Timing by TISSOT
www.motogp.com



Spielberg, Sunday, August 18, 2024



MOTORRAD GRAND PRIX VON ÖSTERREICH

Race

Chronological Analysis of Performances

34

* Lap / Sector time cancelled

T1 Time from finish line to 1st intermediate

T3 Time from 2nd intermed. to 3rd intermed.

P Crossing the finish line in pit lane

T2 Time from 1st intermed. to 2nd intermed.

T4 Time from 3rd intermediate to finish line

Lap	Lap Time	T1	T2	T3	T4	Speed	Lap	Lap Time	T1	T2	T3	T4	Speed		
1st	80	David ALONSO CFMOTO Gaviota As COL						3rd	96	Daniel HOLGADO Red Bull GASGAS Te SPA					
		Runs=1	Total laps=20	Full laps=19	Valid laps=19				Runs=1	Total laps=20	Full laps=19	Valid laps=19			
1	1'44.984	31.810	28.944	25.798	18.432	113.2	1	1'44.936	31.585	28.950	26.003	18.398	109.9		
2	1'40.659	28.025	28.619	25.796	18.219	221.5	2	1'40.889	28.301	28.641	25.757	18.190	220.8		
3	1'44.183	31.670	28.691	25.773	18.049	218.8	3	1'40.619	28.057	28.688	25.793	18.081	220.1		
4	1'40.414	27.927	28.680	25.678	18.129	219.5	4	1'40.423	27.976	28.557	25.789	18.101	218.8		
5	1'40.655	28.042	28.572	25.949	18.092	220.8	5	1'40.717	28.037	28.641	25.822	18.217	220.1		
6	1'40.201	27.895	28.571	25.753	17.982	218.1	6	1'40.696	28.039	28.646	25.766	18.245	220.8		
7	1'40.199	27.841	28.495	25.772	18.091	216.8	7	1'40.750	28.079	28.564	25.970	18.137	220.1		
8	1'40.186	27.855	28.598	25.764	17.969	216.8	8	1'40.855	28.029	28.663	26.022	18.141	214.2		
9	1'40.178	27.855	28.560	25.747	18.016	218.8	9	1'40.898	27.969	28.745	26.005	18.179	215.5		
10	1'40.715	27.990	28.992	25.769	17.964	219.5	10	1'41.138	28.098	28.665	26.058	18.317	214.9		
11	1'41.074	28.237	28.899	25.849	18.089	224.2	11	1'41.051	28.042	28.719	26.037	18.253	216.2		
12	1'41.056	28.458	28.665	25.733	18.200	222.2	12	1'41.134	28.266	28.705	25.928	18.235	219.5		
13	1'40.753	28.159	28.546	25.781	18.267	221.5	13	1'41.351	28.637	28.756	25.672	18.286	213.0		
14	1'41.047	27.979	28.737	25.959	18.372	218.8	14	1'41.058	28.294	28.915	25.751	18.098	222.2		
15	1'40.727	28.005	28.694	25.806	18.222	220.8	15	1'40.714	28.039	28.702	25.718	18.255	223.6		
16	1'40.788	27.956	28.647	26.018	18.167	216.8	16	1'40.863	28.376	28.604	25.743	18.140	222.9		
17	1'40.583	27.918	28.590	26.001	18.074	216.8	17	1'40.455	27.944	28.597	25.806	18.108	222.9		
18	1'40.813	28.017	28.551	26.057	18.188	217.5	18	1'40.817	28.110	28.626	25.838	18.243	221.5		
19	1'40.487	27.943	28.514	25.958	18.072	218.1	19	1'40.518	28.059	28.592	25.793	18.074	221.5		
20	1'40.905	28.030	28.533	25.993	18.349	218.1	20	1'40.851	28.033	28.501	25.883	18.434	222.2		

2nd	64	David MUÑOZ BOE Motorsports SPA						4th	36	Angel PIQUERAS Leopard Racing SPA					
		Runs=1	Total laps=20	Full laps=19	Valid laps=19				Runs=1	Total laps=20	Full laps=19	Valid laps=17			
1	1'44.787	32.039	28.845	25.707	18.196	117.2	1	1'45.101	31.966	29.042	25.926	18.167	117.0		
2	1'40.724	27.838	28.550	26.021	18.315	217.5	2	1'40.877	28.223	28.718	25.778	18.158	219.5		
3	1'40.607	28.067	28.636	25.845	18.059	217.5	3	1'43.970	31.483	28.689	25.827	17.971	220.8		
4	1'40.620	27.975	28.546	25.980	18.119	218.1	4	1'40.537	27.905	28.823	25.740	18.069	220.8		
5	1'40.705	27.920	28.620	25.945	18.220	217.5	5	1'40.538	27.962	28.646	25.853	18.077	218.8		
6	1'40.797	27.945	28.665	25.943	18.244	220.1	6	1'40.177	27.909	28.540	25.785	17.943	216.8		
7	1'41.004	28.195	28.694	25.891	18.224	220.8	7	1'40.177	27.852	28.541	25.792	17.992	218.1		
8	1'40.809	28.056	28.785	25.808	18.160	221.5	8	1'40.211	27.869	28.628	25.783	17.931	218.1		
9	1'40.888	28.060	28.661	25.906	18.261	220.8	9	1'40.185 *	27.836	28.564	25.753	18.032*	219.5		
10	1'41.037	28.070	28.711	25.960	18.296	219.5	10	1'40.744	27.950	28.884	25.875	18.035	220.1		
11	1'41.081	28.181	28.824	25.848	18.228	218.8	11	1'41.099	28.154	28.963	25.836	18.146	221.5		
12	1'41.298	27.983	28.790	26.083	18.442	220.8	12	1'40.643	28.043	28.569	25.776	18.255	219.5		
13	1'41.028	28.029	28.946	25.769	18.284	221.5	13	1'41.077	27.967	28.753	25.926	18.431	218.8		
14	1'40.986	27.956	28.753	25.869	18.408	220.8	14	1'41.103	28.352	28.581	25.801	18.369	220.1		
15	1'40.907	28.069	29.038	25.698	18.102	222.2	15	1'41.040 *	28.242	28.657	25.783	18.358*	222.9		
16	1'40.636	27.953	28.586	25.925	18.172	222.9	16	1'40.538	27.924	28.529	25.872	18.213	220.1		
17	1'40.566	27.915	28.688	25.869	18.094	220.8	17	1'41.047	28.372	28.747	25.945	17.983	221.5		
18	1'40.800	28.018	28.631	25.948	18.203	220.8	18	1'40.595	27.880	28.742	25.837	18.136	220.8		
19	1'40.500	28.000	28.610	25.817	18.073	220.1	19	1'40.418	27.987	28.629	25.824	17.978	221.5		
20	1'40.948	28.392	28.461	25.868	18.227	220.1	20	1'40.741	27.913	28.423	26.300	18.105	220.8		

Fastest Lap: Tatsuki SUZUKI Liqui Moly Husqvarna JPN 1'40.092 27.932 28.562 25.672 17.926

These data/results cannot be reproduced, stored and/or transmitted in whole or in part by any manner of electronic, mechanical, photocopying, recording, broadcasting or otherwise now known or herein after developed without the previous express consent by the copyright owner, except for reproduction in daily press and regular printed publications on sale to the public within 60 days of the event related to those data/results and always provided that copyright symbol appears together as follows below.
© DORNA, 2024

Race

Moto3

Lap	Lap Time	T1	T2	T3	T4	Speed	Lap	Lap Time	T1	T2	T3	T4	Speed	
5th	95	Collin VEIJER				Liqui Moly Husqvarna	NED	9	1'40.581	28.030	28.693	25.784	18.074	217.5
		Runs=1	Total laps=20	Full laps=19	Valid laps=17		10	1'40.932	28.140	28.901	25.812	18.079	218.8	
1	1'46.027	32.429	29.309	26.141	18.148	105.8	11	1'41.065	28.172	28.877	25.942	18.074	222.9	
2	1'40.860	28.059	28.901	25.908	17.992	217.5	12	1'41.248	28.237	28.776	25.875	18.360	222.2	
3	1'40.789	28.113	28.776	25.856	18.044	218.1	13	1'41.659 *	28.304	29.307	25.868	18.180*	222.2	
4	1'40.392	27.940	28.690	25.781	17.981	218.1	14	1'41.016	28.095	28.822	25.908	18.191	221.5	
5	1'40.569	27.964	28.731	25.870	18.004	220.8	15	1'40.771	28.008	28.782	25.865	18.116	220.1	
6	1'40.560	27.866	28.765	25.878	18.051	222.2	16	1'41.064	28.221	28.813	25.886	18.144	221.5	
7	1'40.611	27.907	28.714	25.920	18.070	217.5	17	1'40.886	28.119	28.797	25.888	18.082	222.2	
8	1'40.677	27.945	28.764	25.930	18.038	218.1	18	1'40.708	27.921	28.676	25.833	18.278	219.5	
9	1'40.592	27.860	28.794	25.954	17.984	218.8	19	1'41.017	28.207	28.613	25.959	18.238	220.8	
10	1'40.935	28.046	28.820	25.863	18.206	222.9	20	1'41.678	28.062	29.229	26.061	18.326	217.5	
11	1'40.826	28.087	28.693	25.951	18.095	218.8	8th 66 Joel KELSO BOE Motorsports AUS							
12	1'41.304	28.047	28.769	26.141	18.347	214.9		Runs=1	Total laps=20	Full laps=19	Valid laps=16			
13	1'40.884	27.968	28.723	26.043	18.150	216.8	1	1'44.216	31.334	28.746	25.985	18.151	103.8	
14	1'41.125 *	27.992	28.758	26.117	18.258*	216.8	2	1'41.239	28.000	28.755	26.226	18.258	213.6	
15	1'40.996	28.003	28.641	25.959	18.393	216.2	3	1'40.607	27.880	28.548	26.093	18.086	214.9	
16	1'41.154 *	28.57*	28.699	25.805	18.076	220.8	4	1'40.615	27.878	28.507	26.146	18.084	213.0	
17	1'40.603	27.995	28.722	25.942	17.944	221.5	5	1'40.692 *	27.865	28.554	26.111	18.162*	215.5	
18	1'40.633	27.923	28.750	25.817	18.143	220.1	6	1'40.744 *	27.87*	28.663	26.060	18.151*	215.5	
19	1'40.833	28.007	29.056	25.834	17.936	221.5	7	1'41.014	27.957	28.688	26.127	18.242	214.2	
20	1'40.540	27.921	28.740	25.738	18.141	221.5	8	1'40.851	28.067	28.755	25.904	18.125	218.1	
6th 31 Adrian FERNANDEZ Leopard Racing SPA							9	1'41.027	27.989	29.030	25.876	18.132	218.8	
		Runs=1	Total laps=20	Full laps=19	Valid laps=16		10	1'41.123	28.245	28.951	25.810	18.117	220.1	
1	1'46.528	32.946	29.421	25.999	18.162	122.2	11	1'41.142	28.130	29.044	25.864	18.104	221.5	
2	1'41.462 *	28.319	28.991	25.970	18.182*	218.1	12	1'42.255	28.820	29.377	26.002	18.056	218.8	
3	1'41.248	28.091	28.706	26.019	18.432	217.5	13	1'40.781	27.879	28.964	25.885	18.053	218.1	
4	1'40.932	28.124	28.829	25.883	18.096	216.8	14	1'40.751	27.845	28.927	25.932	18.047	221.5	
5	1'40.830	28.192	28.626	25.906	18.106	217.5	15	1'40.843 *	28.02*	28.842	25.903	18.070	219.5	
6	1'40.613 *	28.067	28.614	25.847	18.085*	214.9	16	1'41.107	28.007	29.063	25.867	18.170	218.1	
7	1'40.532	27.917	28.563	25.979	18.073	216.8	17	1'41.408	28.110	29.221	25.947	18.130	219.5	
8	1'40.455	27.892	28.576	25.915	18.072	215.5	18	1'40.718	27.972	28.709	25.936	18.101	218.1	
9	1'40.284 *	27.885	28.496	25.834	18.069*	215.5	19	1'41.198	28.097	28.820	26.043	18.238	218.1	
10	1'40.530	27.898	28.685	25.860	18.087	216.2	20	1'41.162	28.022	28.919	26.041	18.180	218.1	
11	1'40.565	27.994	28.671	25.859	18.041	215.5	9th 48 Ivan ORTOLA MT Helmets - MSI SPA							
12	1'41.096	28.200	29.025	25.815	18.056	218.1		Runs=1	Total laps=20	Full laps=19	Valid laps=16			
13	1'40.751	27.908	28.896	25.846	18.101	218.8	1	1'56.253	43.013	29.000	26.109	18.131		
14	1'40.907	28.021	28.896	25.901	18.089	219.5	2	1'40.760	28.053	28.651	26.069	17.987	214.9	
15	1'40.804	28.105	28.774	25.825	18.100	219.5	3	1'40.472 *	28.025	28.603	25.925	17.919*	216.2	
16	1'41.380	28.521	28.773	25.882	18.204	220.8	4	1'40.331	27.855	28.675	25.864	17.937	217.5	
17	1'40.775	28.067	28.689	25.987	18.032	216.8	5	1'40.174	27.864	28.612	25.734	17.964	220.8	
18	1'40.929	27.969	28.702	25.991	18.267	216.8	6	1'40.889 *	28.196	28.997	25.788	17.908*	222.2	
19	1'41.224	28.414	28.742	25.957	18.111	217.5	7	1'40.715 *	27.998	28.905	25.882	17.930*	218.8	
20	1'41.488	28.014	29.074	26.098	18.302	219.5	8	1'40.448	27.834	28.573	25.987	18.054	216.8	
7th 99 Jose Antonio RUED Red Bull KTM Ajo SPA							9	1'40.451	27.953	28.603	25.938	17.957	216.2	
		Runs=1	Total laps=20	Full laps=19	Valid laps=16		10	1'40.386	27.953	28.638	25.889	17.906	216.2	
1	1'45.286	32.276	28.990	25.872	18.148	110.9	11	1'40.341	27.896	28.571	25.870	18.004	218.1	
2	1'41.065	28.191	28.768	25.834	18.272	219.5	12	1'40.459	27.957	28.643	25.722	18.137	218.1	
3	1'40.856 *	28.174	28.668	25.839	18.175*	218.8	13	1'40.443	27.883	28.719	25.757	18.084	219.5	
4	1'40.702	28.047	28.657	25.858	18.140	216.8	14	1'40.972	28.337	28.698	25.851	18.086	222.9	
5	1'40.623 *	27.960	28.631	25.886	18.146*	217.5	15	1'40.400	27.844	28.595	25.980	17.981	218.1	
6	1'40.819	28.175	28.738	25.858	18.048	218.8	16	1'40.692	27.784	28.683	26.067	18.158	217.5	
7	1'40.732	28.037	28.732	25.833	18.130	219.5	17	1'40.682	27.996	28.580	26.091	18.015	216.2	
8	1'40.689	28.041	28.674	25.868	18.106	218.8	18	1'40.933	27.960	28.773	26.079	18.121	216.8	

Fastest Lap: Tatsuki SUZUKI Liqui Moly Husqvarna JPN **1'40.092** 27.932 28.562 25.672 17.926

These data/results cannot be reproduced, stored and/or transmitted in whole or in part by any manner of electronic, mechanical, photocopying, recording, broadcasting or otherwise now known or herein after developed without the previous express consent by the copyright owner, except for reproduction in daily press and regular printed publications on sale to the public within 60 days of the event related to those data/results and always provided that copyright symbol appears together as follows below.
© DORNA, 2024

Race

Moto3

Lap	Lap Time	T1	T2	T3	T4	Speed	Lap	Lap Time	T1	T2	T3	T4	Speed
19	1'41.062	27.996	28.755	26.152	18.159	216.2	6	1'41.540	28.515	28.834	25.938	18.253	220.8
20	1'41.286	28.110	28.791	26.155	18.230	216.8	7	1'41.495	28.403	28.894	26.019	18.179	218.1
10th 54 Riccardo ROSSI CIP Green Power ITA Runs=1 Total laps=20 Full laps=19 Valid laps=17							8	1'40.682	27.975	28.714	25.938	18.055	218.8
1	1'48.583	34.120	29.888	26.327	18.248	137.4	9	1'40.372	27.926	28.624	25.818	18.004	218.1
2	1'41.804 *	28.40*	28.923	26.151	18.328*	220.1	10	1'40.092	27.932	28.562	25.672	17.926	218.1
3	1'41.303	28.287	28.674	26.075	18.267	216.2	11	1'40.287	27.833	28.648	25.805	18.001	220.1
4	1'41.150 *	28.13*	28.651	26.115	18.250	214.9	12	1'40.472	27.997	28.704	25.690	18.081	218.8
5	1'40.922	28.056	28.626	26.032	18.208	216.8	13	1'40.587	27.948	28.786	25.813	18.040	220.1
6	1'40.481	27.841	28.567	26.018	18.055	217.5	14	1'40.956	28.289	28.787	25.793	18.087	221.5
7	1'40.883	28.014	28.643	26.090	18.136	218.8	15	1'41.510	28.063	29.345	25.921	18.181	220.8
8	1'41.104	28.094	28.670	25.969	18.371	216.8	16	1'40.785 *	27.934	28.824	25.916	18.111*	224.2
9	1'41.528	28.539	28.882	25.940	18.167	219.5	17	1'40.667	28.134	28.715	25.837	17.981	222.9
10	1'40.993	28.072	28.760	25.984	18.177	218.1	18	1'41.030	27.978	28.933	25.945	18.174	224.2
11	1'41.181	28.273	28.780	26.015	18.113	218.8	19	1'40.806	28.134	28.698	25.896	18.078	220.8
12	1'41.172	28.183	28.754	26.102	18.133	220.1	20	1'40.895	28.171	28.684	25.845	18.195	222.9
13	1'40.967	27.997	28.719	25.995	18.256	218.8	13th 6 Ryusei YAMANAKA MT Helmets - MSI JPN Runs=1 Total laps=20 Full laps=19 Valid laps=18						
14	1'41.674	28.579	29.057	25.992	18.046	222.2	1	1'46.222	32.625	29.387	25.988	18.222	119.8
15	1'41.058	27.909	28.829	26.112	18.208	219.5	2	1'41.819	28.565	29.281	25.780	18.193	220.1
16	1'40.755	27.934	28.698	25.962	18.161	221.5	3	1'41.114	28.233	28.758	25.831	18.292	218.1
17	1'40.611	28.024	28.577	25.984	18.026	220.8	4	1'40.821	28.111	28.657	25.938	18.115	215.5
18	1'41.241	27.864	29.059	26.085	18.233	220.1	5	1'41.574	28.048	28.687	26.718	18.121	215.5
19	1'40.685	28.018	28.650	25.962	18.055	221.5	6	1'41.515	28.175	28.730	26.346	18.264	220.1
20	1'40.476	27.906	28.574	25.977	18.019	220.1	7	1'41.299 *	28.129	28.717	26.049	18.404*	217.5
11th 18 Matteo BERTELLE Kopron Rivacold Snip ITA Runs=1 Total laps=20 Full laps=19 Valid laps=16							8	1'41.578	28.219	28.883	26.236	18.240	214.9
1	1'46.161	32.526	29.292	26.138	18.205	112.6	9	1'41.133	28.148	28.715	26.118	18.152	216.8
2	1'42.175	28.969	29.115	25.902	18.189	218.8	10	1'41.176	28.070	28.775	26.128	18.203	214.2
3	1'41.050	28.133	28.802	25.909	18.206	218.8	11	1'41.169	28.209	28.701	26.023	18.236	214.9
4	1'41.070	28.134	29.012	25.798	18.126	219.5	12	1'41.244	28.169	28.753	26.078	18.244	217.5
5	1'41.055 *	28.176	28.729	26.001	18.149*	218.1	13	1'41.203	28.045	28.815	26.011	18.332	217.5
6	1'41.473 *	28.30*	28.806	26.044	18.318	220.8	14	1'41.409	28.460	28.768	26.089	18.092	218.8
7	1'41.426	28.064	28.712	26.158	18.492	216.8	15	1'41.277	28.095	28.977	26.131	18.074	222.9
8	1'41.583	28.442	28.822	26.112	18.207	213.0	16	1'41.041	28.012	28.981	25.932	18.116	219.5
9	1'41.257	28.240	28.777	26.092	18.148	216.8	17	1'40.667	28.128	28.672	25.899	17.968	221.5
10	1'41.072	28.037	28.828	26.056	18.151	218.8	18	1'42.290	27.983	29.299	26.836	18.172	224.2
11	1'41.056 *	28.030	28.697	26.097*	18.232	218.1	19	1'41.231	28.029	28.826	26.149	18.227	216.8
12	1'41.242	28.047	28.756	26.205	18.234	216.8	20	1'42.458	28.452	29.153	26.288	18.565	216.2
13	1'41.179	27.935	28.802	26.136	18.306	218.1	14th 12 Jacob ROULSTONE Red Bull GASGAS Te AUS Runs=1 Total laps=20 Full laps=19 Valid laps=16						
14	1'41.253	28.044	28.753	26.196	18.260	216.8	1	1'47.954	33.512	29.999	26.138	18.305	126.9
15	1'40.827	28.108	28.611	25.960	18.148	214.9	2	1'41.482	28.342	29.049	25.784	18.307	216.2
16	1'40.875	27.907	28.691	26.097	18.180	216.8	3	1'41.102	28.326	28.877	25.838	18.061	218.8
17	1'40.948	27.990	28.667	26.056	18.235	216.8	4	1'40.945 *	28.09*	28.844	25.852	18.159	216.8
18	1'41.212	28.051	28.753	26.200	18.208	216.2	5	1'40.766	28.035	28.737	25.789	18.205	217.5
19	1'41.130	28.166	28.800	26.029	18.135	217.5	6	1'40.923	28.052	28.785	25.834	18.252	217.5
20	1'40.947	28.187	28.618	25.966	18.176	218.8	7	1'41.311 *	28.28*	28.885	25.780	18.366	221.5
12th 24 Tatsuki SUZUKI Liqui Moly Husqvarna JPN Runs=1 Total laps=20 Full laps=19 Valid laps=17							8	1'41.804	28.638	29.059	25.777	18.330	216.8
1	1'46.844	33.038	29.530	26.089	18.187	123.7	9	1'41.151	28.308	28.932	25.736	18.175	219.5
2	1'41.615	28.358	29.238	25.831	18.188	220.1	10	1'40.944	28.173	28.860	25.797	18.114	220.8
3	1'45.617 *	32.046	29.102	26.195	18.274*	216.8	11	1'41.118	28.310	28.816	25.779	18.213	219.5
4	1'41.535	28.462	28.948	25.868	18.257	220.1	12	1'41.315	28.187	28.956	25.882	18.290	218.8
5	1'41.267	28.152	28.933	25.936	18.246	217.5	13	1'41.139	28.059	28.780	25.955	18.345	219.5
							14	1'41.252	28.202	28.843	25.967	18.240	220.8
							15	1'41.795	28.066	29.646	25.914	18.169	220.1

Fastest Lap: Tatsuki SUZUKI Liqui Moly Husqvarna JPN **1'40.092** 27.932 28.562 25.672 17.926

These data/results cannot be reproduced, stored and/or transmitted in whole or in part by any manner of electronic, mechanical, photocopying, recording, broadcasting or otherwise now known or herein after developed without the previous express consent by the copyright owner, except for reproduction in daily press and regular printed publications on sale to the public within 60 days of the event related to those data/results and always provided that copyright symbol appears together as follows below.
© DORNA, 2024

Race

Moto3

Lap	Lap Time	T1	T2	T3	T4	Speed	Lap	Lap Time	T1	T2	T3	T4	Speed
16	1'41.211 *	28.127	28.837	26.020	18.227*	221.5	3	1'45.205	32.067	28.922	25.995	18.221	217.5
17	1'41.235	28.189	28.818	26.050	18.178	216.8	4	1'44.985	31.679	28.879	26.176	18.251	220.1
18	1'41.216	28.092	28.927	25.986	18.211	216.2	5	1'41.811	28.314	29.074	26.226	18.197	215.5
19	1'41.219	28.126	28.922	25.933	18.238	218.8	6	1'41.063	28.172	28.780	25.960	18.151	215.5
20	1'42.429	28.415	29.277	26.059	18.678	219.5	7	1'41.168 *	28.077	28.860	26.085	18.146*	215.5
15th 72 Taiyo FURUSATO Honda Team Asia JPN							8	1'41.018	28.101	28.702	26.014	18.201	216.8
Runs=1 Total laps=20 Full laps=19 Valid laps=14							9	1'41.169	28.226	28.873	25.975	18.095	216.2
1	1'47.435	33.488	29.560	25.994	18.393	130.6	10	1'41.465	28.239	28.757	26.148	18.321	219.5
2	1'41.634	28.299	29.101	26.029	18.205	219.5	11	1'41.473	28.189	28.738	26.237	18.309	217.5
3	1'45.058	31.959	28.945	25.924	18.230	216.8	12	1'41.267	28.146	28.757	26.109	18.255	214.2
4	1'41.438	28.308	28.847	26.039	18.244	220.8	13	1'41.096	28.187	28.643	26.117	18.149	215.5
5	1'41.195	28.132	28.866	25.899	18.298	218.1	14	1'41.252	28.182	28.745	26.144	18.181	215.5
6	1'42.429 *	29.244	28.840	25.993	18.352*	218.1	15	1'41.273	28.205	28.786	26.118	18.164	216.2
7	1'40.949	28.026	28.815	25.757	18.351	217.5	16	1'41.426	28.326	28.761	26.111	18.228	217.5
8	1'40.865 *	28.178	28.731	25.879	18.077*	220.1	17	1'41.325	28.151	28.854	26.142	18.178	217.5
9	1'40.541	27.972	28.598	25.866	18.105	217.5	18	1'41.184	28.163	28.715	26.073	18.233	215.5
10	1'40.304	27.879	28.533	25.849	18.043	216.8	19	1'41.035	28.077	28.737	26.066	18.155	216.8
11	1'40.453	27.887	28.554	25.853	18.159	217.5	20	1'41.442	28.147	28.834	26.266	18.195	217.5
12	1'40.608 *	27.929	28.644	25.879	18.156*	216.8	18th 85 Xabi ZURUTUZA Red Bull KTM Ajo SPA						
13	1'40.663 *	27.948	28.622*	25.880	18.213	216.8	Runs=1 Total laps=20 Full laps=19 Valid laps=12						
14	1'40.434	27.873	28.698	25.888	17.975	218.8	1	1'47.007	32.921	29.580	26.105	18.401	121.6
15	1'40.620	27.869	28.799	25.970	17.982	221.5	2	1'42.272	28.376	29.551	26.155	18.190	219.5
16	1'40.853 *	27.82*	28.821	26.013	18.193	220.8	3	1'41.454	28.371	28.862	26.097	18.124	219.5
17	1'40.476	27.939	28.588	25.940	18.009	218.1	4	1'41.124 *	28.09*	28.833	25.993	18.201	217.5
18	1'40.876	27.938	28.722	25.979	18.237	217.5	5	1'40.987	28.046	28.715	26.018	18.208	218.1
19	1'40.987	28.187	28.657	26.028	18.115	216.2	6	1'41.186	27.989	28.808	26.201	18.188	217.5
20	1'40.631	27.973	28.642	25.943	18.073	216.8	7	1'41.289 *	28.184	28.916	26.008*	18.181	216.8
16th 10 Nicola CARRARO LEVELUP - MTA ITA							8	1'41.407 *	28.081	29.040	26.085	18.201*	218.8
Runs=1 Total laps=20 Full laps=19 Valid laps=11							9	1'41.222	28.189	28.940	25.966	18.127	217.5
1	1'48.884	34.143	30.013	26.302	18.426	132.8	10	1'40.983	28.055	28.789	26.017	18.122	218.1
2	1'41.692 *	28.384	28.961	26.003	18.344*	217.5	11	1'41.303	28.204	28.895	26.081	18.123	220.1
3	1'41.364 *	28.228	28.838	26.062	18.236*	221.5	12	1'41.052	28.161	28.769	26.012	18.110	218.8
4	1'41.356 *	28.32*	28.769	26.114	18.150	218.8	13	1'41.695 *	28.096	29.450*	26.009	18.140	219.5
5	1'40.958	28.092	28.767	26.008	18.091	219.5	14	1'41.409 *	28.117	28.902	26.249	18.141*	218.1
6	1'40.927 *	28.044	28.754	26.057	18.072*	219.5	15	1'41.153	28.059	28.754	26.085	18.255	218.8
7	1'41.213	28.201	28.788	26.074	18.150	218.1	16	1'41.792 *	28.205	28.903*	26.319	18.365*	217.5
8	1'41.155	28.167	28.742	26.157	18.089	217.5	17	1'42.302 *	28.691	28.795	26.457	18.359*	214.9
9	1'40.864	28.074	28.661	26.058	18.071	218.1	18	1'46.258	32.200	28.907	26.618	18.533	214.9
10	1'41.039	28.116	28.776	26.051	18.096	219.5	19	1'41.967	28.538	28.888	26.332	18.209	213.0
11	1'40.933	28.049	28.791	26.013	18.080	219.5	20	1'42.017	28.319	29.030	26.555	18.113	216.8
12	1'41.778	28.234	28.849	25.865	18.830	222.2	19th 19 Scott OGDEN Fibre Tec Honda - ML GBR						
13	1'41.525 *	28.300	28.907*	26.086*	18.232	216.2	Runs=1 Total laps=20 Full laps=19 Valid laps=15						
14	1'41.026 *	28.059	28.780	26.100*	18.087	222.2	1	1'49.300	34.734	29.622	26.508	18.436	140.9
15	1'41.256 *	28.12*	28.838	26.124	18.172	220.8	2	1'42.607 *	28.90*	29.144	26.204	18.353	219.5
16	1'46.610	32.693	29.089	26.508	18.320	218.1	3	1'41.964	28.428	29.156	26.130	18.250	215.5
17	1'41.903 *	28.332	28.843	26.463*	18.265	215.5	4	1'42.075	28.614	29.183	25.909	18.369	216.8
18	1'41.464	28.250	28.705	26.292	18.217	216.2	5	1'41.262	28.203	28.946	25.943	18.170	218.8
19	1'41.778	28.381	28.726	26.326	18.345	217.5	6	1'42.103 *	28.82*	29.092	26.122	18.062	222.2
20	1'42.059	28.441	28.918	26.380	18.320	216.2	7	1'41.079 *	28.119	28.925	25.975*	18.060	218.1
17th 58 Luca LUNETTA SIC58 Squadra Corse ITA							8	1'41.055	28.295	28.765	25.936	18.059	216.8
Runs=1 Total laps=20 Full laps=19 Valid laps=18							9	1'40.924 *	28.07*	28.832	25.979	18.041	218.8
1	1'47.370	33.276	29.545	26.153	18.396	128.5	10	1'41.766	28.265	29.132	26.006	18.363	214.9
2	1'41.793	28.476	28.968	26.013	18.336	218.1	11	1'41.625	28.330	28.949	26.059	18.287	217.5
							12	1'41.804	28.499	28.899	26.082	18.324	213.6

Fastest Lap: Tatsuki SUZUKI Liqui Moly Husqvarna JPN 1'40.092 27.932 28.562 25.672 17.926

These data/results cannot be reproduced, stored and/or transmitted in whole or in part by any manner of electronic, mechanical, photocopying, recording, broadcasting or otherwise now known or herein after developed without the previous express consent by the copyright owner, except for reproduction in daily press and regular printed publications on sale to the public within 60 days of the event related to those data/results and always provided that copyright symbol appears together as follows below.
© DORNA, 2024

Race

Moto3

Lap	Lap Time	T1	T2	T3	T4	Speed	Lap	Lap Time	T1	T2	T3	T4	Speed
22nd 22 David ALMANSA Kopron Rivacold Snip SPA Runs=1 Total laps=20 Full laps=19 Valid laps=16							22nd 34 Jakob ROSENTHAL Liqui Moly Husqvarna AUT Runs=1 Total laps=20 Full laps=19 Valid laps=17						
1	1'49.245	34.531	29.747	26.518	18.449	138.7	1	1'49.470	34.936	29.661	26.317	18.556	138.1
2	1'41.766	28.614	28.964	25.976	18.212	219.5	2	1'42.191	28.647	29.200	26.088	18.256	220.1
3	1'41.561	28.361	28.970	25.918	18.312	219.5	3	1'42.095	28.375	29.217	26.130	18.373	215.5
4	1'41.847	28.452	28.928	26.063	18.404	220.1	4	1'41.985	28.408	29.240	26.073	18.264	214.2
5	1'42.210	28.398	29.249	26.183	18.380	217.5	5	1'41.380	28.286	28.952	25.876	18.266	218.8
6	1'41.717 *	28.46*	28.815	26.096	18.341	215.5	6	1'42.631	29.065	29.440	25.929	18.197	216.8
7	1'41.671	28.425	28.750	26.177	18.319	216.2	7	1'41.620 *	28.339	29.049	26.011*	18.221*	218.8
8	1'41.313	28.556	28.772	25.888	18.097	218.8	8	1'41.546 *	28.304	28.951	26.046*	18.245	216.2
9	1'41.239	28.377	28.795	25.905	18.162	218.1	9	1'42.251	28.284	29.203	26.265	18.499	213.0
10	1'41.445	28.179	28.888	26.070	18.308	218.1	10	1'42.019	28.572	29.216	26.107	18.124	209.9
11	1'41.715 *	28.244	29.039	26.106*	18.326	215.5	11	1'41.668	28.391	28.920	25.995	18.362	219.5
12	1'41.867	28.419	28.816	26.231	18.401	213.0	12	1'41.713	28.457	29.074	26.039	18.143	218.8
13	1'41.654	28.530	28.855	26.028	18.241	215.5	13	1'41.729	28.267	29.022	26.039	18.401	220.1
14	1'41.908	28.507	28.865	26.238	18.298	218.8	14	1'42.238	28.573	29.156	26.094	18.415	216.8
15	1'41.709 *	28.287	28.822	26.243	18.357*	214.9	15	1'41.778	28.264	28.995	26.107	18.412	218.1
16	1'41.909	28.404	28.905	26.337	18.263	215.5	16	1'41.492	28.179	28.877	26.116	18.320	218.1
17	1'41.972	28.529	29.177	25.999	18.267	215.5	17	1'41.570	28.417	28.913	25.982	18.258	216.8
18	1'41.478	28.313	28.766	26.123	18.276	216.2	18	1'42.267	28.403	29.343	26.283	18.238	218.8
19	1'41.569	28.204	28.817	26.139	18.409	217.5	19	1'41.767	28.431	29.044	26.008	18.284	216.2
20	1'41.580	28.374	28.821	26.106	18.279	216.2	20	1'42.184	28.604	28.978	26.239	18.363	215.5
23rd 21 Vicente PEREZ Fibre Tec Honda - ML SPA Runs=1 Total laps=20 Full laps=19 Valid laps=16							23rd 21 Vicente PEREZ Fibre Tec Honda - ML SPA Runs=1 Total laps=20 Full laps=19 Valid laps=16						
1	1'48.185	33.814	29.571	26.396	18.404	133.8	1	1'49.209	34.223	29.765	26.770	18.451	136.6
2	1'42.617 *	28.73*	29.145	26.126	18.612*	218.1	2	1'42.692	28.814	29.136	26.251	18.491	216.2
3	1'41.720	28.351	28.978	26.050	18.341	218.8	3	1'43.601	29.710	29.119	26.418	18.354	215.5
4	1'41.974 *	28.30*	29.039	26.113	18.522	218.8	4	1'42.112	28.471	28.963	26.301	18.377	214.2
5	1'42.225	28.458	29.233	26.122	18.412	216.2	5	1'41.913 *	28.383	28.948	26.224	18.358*	214.9
6	1'42.962 *	29.16*	29.533	26.027	18.238	218.1	6	1'42.065	28.418	29.041	26.247	18.359	214.9
7	1'41.471	28.196	28.845	26.033	18.397	218.8	7	1'42.029	28.459	29.044	26.310	18.216	213.6
8	1'41.769	28.305	28.841	26.202	18.421	216.2	8	1'41.304	28.269	28.781	26.081	18.173	216.2
9	1'42.241	28.368	28.949	26.256	18.668	211.7	9	1'41.507	28.385	28.905	26.038	18.179	215.5
10	1'41.920	28.431	28.887	26.134	18.468	212.3	10	1'41.545 *	28.344	28.871	26.089	18.241*	216.2
11	1'41.720	28.362	28.767	26.121	18.470	215.5	11	1'41.809	28.410	28.979	26.083	18.337	215.5
12	1'41.672	28.380	28.856	26.088	18.348	218.8	12	1'41.711	28.357	29.011	26.122	18.221	214.2
13	1'41.774	28.378	28.764	26.167	18.465	217.5	13	1'41.800 *	28.296	28.989	26.206	18.309*	215.5
14	1'42.043	28.405	29.020	26.341	18.277	216.2	14	1'41.634	28.296	28.883	26.118	18.337	215.5
15	1'41.419	28.120	28.745	26.263	18.291	216.2	15	1'41.617	28.299	28.839	26.051	18.428	216.8
16	1'41.715	28.232	28.680	26.289	18.514	214.9	16	1'41.669	28.346	28.994	26.108	18.221	218.1
17	1'41.599	28.297	28.748	26.259	18.295	214.9	17	1'42.114	28.683	29.017	26.138	18.276	216.8
18	1'42.046	28.470	28.840	26.338	18.398	215.5	18	1'41.681	28.328	28.989	26.130	18.234	215.5
19	1'41.889	28.308	28.888	26.356	18.337	215.5	19	1'41.720	28.291	29.020	26.088	18.321	216.8
20	1'41.739	28.311	28.699	26.306	18.423	214.9	20	1'42.111	28.439	29.139	26.180	18.353	216.8
24th 55 Noah DETTWILER CIP Green Power SWI Runs=1 Total laps=20 Full laps=19 Valid laps=15							24th 55 Noah DETTWILER CIP Green Power SWI Runs=1 Total laps=20 Full laps=19 Valid laps=15						
1	1'48.185	33.814	29.571	26.396	18.404	133.8	1	1'49.534	34.560	30.139	26.277	18.558	138.7
2	1'42.617 *	28.73*	29.145	26.126	18.612*	218.1	2	1'42.446	28.794	29.301	26.037	18.314	220.8
3	1'41.720	28.351	28.978	26.050	18.341	218.8	3	1'42.302	28.282	29.156	26.356	18.508	218.1
4	1'41.974 *	28.30*	29.039	26.113	18.522	218.8	4	1'41.940	28.517	29.169	25.908	18.346	217.5
5	1'42.225	28.458	29.233	26.122	18.412	216.2	5	1'41.604 *	28.25*	28.936	26.110	18.300*	216.8
6	1'42.962 *	29.16*	29.533	26.027	18.238	218.1	6	1'42.709	28.525	29.476	26.103	18.605	216.2
7	1'41.471	28.196	28.845	26.033	18.397	218.8	7	1'41.961 *	28.45*	28.925	26.239	18.339	216.2
8	1'41.769	28.305	28.841	26.202	18.421	216.2	8	1'42.044	28.311	28.909	26.451	18.373	214.2

Fastest Lap: Tatsuki SUZUKI Liqui Moly Husqvarna JPN 1'40.092 27.932 28.562 25.672 17.926

These data/results cannot be reproduced, stored and/or transmitted in whole or in part by any manner of electronic, mechanical, photocopying, recording, broadcasting or otherwise now known or herein after developed without the previous express consent by the copyright owner, except for reproduction in daily press and regular printed publications on sale to the public within 60 days of the event related to those data/results and always provided that copyright symbol appears together as follows below.
© DORNA, 2024



Race

Moto3

Lap	Lap Time	T1	T2	T3	T4	Speed	Lap	Lap Time	T1	T2	T3	T4	Speed
9	1'41.511	28.285	28.938	26.037	18.251	216.8	19	1'41.543	28.169	28.841	26.224	18.309	212.3
10	1'41.321	28.259	28.801	26.038	18.223	216.2	20	1'41.474 *	28.021	28.803	26.172	18.478*	213.0
11	1'41.547	28.385	28.888	25.956	18.318	218.8							
12	1'41.901	28.519	29.017	26.167	18.198	216.8							
13	1'41.565	28.261	28.878	26.025	18.401	216.8							
14	1'42.206	28.365	29.021	26.319	18.501	217.5							
15	1'42.021	28.354	28.985	26.089	18.593	218.1							
16	1'41.701	28.363	29.142	25.965	18.231	218.8							
17	1'41.725 *	28.38*	28.843	26.132	18.361	220.1							
18	1'41.667	28.442	28.847	26.143	18.235	215.5							
19	1'41.418	28.176	28.804	26.062	18.376	217.5							
20	1'46.501 *	32.281	29.014	26.533	18.673*	212.3							

25th 78 **Joel ESTEBAN** CFMOTO Gaviota As SPA
Runs=1 Total laps=20 Full laps=19 Valid laps=14

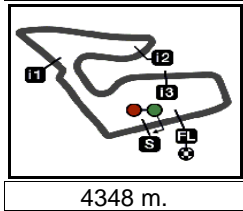
1	1'48.393	33.742	29.898	26.262	18.491	132.1
2	1'42.136 *	28.366	29.063	26.188	18.519*	219.5
3	1'41.914	28.448	29.026	26.096	18.344	216.8
4	1'41.925 *	28.22*	29.124	26.122	18.453	216.8
5	1'42.756	28.372	29.715	26.117	18.552	217.5
6	1'43.337	29.015	29.812	26.008	18.502	216.2
7	1'41.440 *	28.20*	28.876	26.025	18.333	216.8
8	1'41.383	28.151	28.873	26.006	18.353	216.8
9	1'41.741	28.174	29.079	25.987	18.501	216.8
10	1'41.844	28.248	28.953	26.215	18.428	214.2
11	1'41.843	28.219	28.822	26.230	18.572	215.5
12	1'41.688	28.277	28.873	26.178	18.360	216.2
13	1'41.823	28.156	28.943	26.237	18.487	216.8
14	1'42.218	28.463	29.243	26.133	18.379	215.5
15	1'41.802	28.210	28.922	26.228	18.442	219.5
16	1'41.520	28.110	28.904	26.172	18.334	218.1
17	1'41.563 *	28.365	28.793	26.087	18.318*	218.1
18	1'43.418 *	29.70*	29.086	26.232	18.398	218.8
19	1'46.271	32.085	29.091	26.452	18.643	217.5
20	1'42.049	28.392	28.850	26.292	18.515	215.5

26th 7 **Filippo FARIOLI** SIC58 Squadra Corse ITA
Runs=1 Total laps=20 Full laps=19 Valid laps=17

1	1'48.862	33.988	30.079	26.322	18.473	134.3
2	1'53.879 *	36.47*	31.125	27.607	18.673	215.5
3	1'46.387	32.165	29.143	26.417	18.662	211.1
4	1'46.038	31.807	29.137	26.466	18.628	211.1
5	1'42.229	28.381	28.982	26.297	18.569	212.3
6	1'42.419	28.449	28.967	26.465	18.538	212.3
7	1'42.128	28.379	28.952	26.325	18.472	211.7
8	1'42.297	28.430	29.073	26.309	18.485	211.7
9	1'42.084	28.395	28.889	26.326	18.474	211.1
10	1'41.959	28.317	28.891	26.221	18.530	211.1
11	1'41.882	28.241	28.880	26.260	18.501	213.0
12	1'42.129	28.301	28.904	26.374	18.550	211.7
13	1'41.521	28.235	28.750	26.209	18.327	211.7
14	1'42.148	28.356	28.863	26.376	18.553	213.6
15	1'41.899	28.205	28.971	26.237	18.486	213.0
16	1'41.913	28.256	28.971	26.317	18.369	212.3
17	1'41.748	28.252	28.904	26.272	18.320	212.3
18	1'41.595	28.038	28.896	26.283	18.378	213.0

Fastest Lap: Tatsuki SUZUKI Liqui Moly Husqvarna JPN 1'40.092 27.932 28.562 25.672 17.926

These data/results cannot be reproduced, stored and/or transmitted in whole or in part by any manner of electronic, mechanical, photocopying, recording, broadcasting or otherwise now known or herein after developed without the previous express consent by the copyright owner, except for reproduction in daily press and regular printed publications on sale to the public within 60 days of the event related to those data/results and always provided that copyright symbol appears together as follows below.
© DORNA, 2024



MOTORRAD GRAND PRIX VON ÖSTERREICH

Race

Analysis by Lap

35

Num Lap Time Gap

Lap 1		Lap 2		Lap 3		Lap 4		Lap 5		Lap 6		Lap 7		Lap 8		Lap 9		Lap 10		Lap 11	
66	1'44.216	66	1'41.239	66	1'40.760	66	1'40.615	66	1'40.692	66	1'40.744	66	1'40.855	66	1'40.855	66	1'40.855	66	1'41.138	66	1'41.037
64	1'44.787	64	1'40.724	64	1'40.760	64	1'40.620	64	1'40.620	64	1'40.797	64	1'40.851	64	1'40.809	64	1'40.851	64	1'41.037	64	1'41.037
80	1'44.984	80	1'40.659	80	1'40.760	80	1'40.423	80	1'40.423	80	1'40.696	80	1'40.851	80	1'40.809	80	1'40.851	80	1'41.037	80	1'41.037
36	1'45.101	36	1'40.889	36	1'40.760	36	1'40.821	36	1'40.821	36	1'40.696	36	1'40.851	36	1'40.809	36	1'40.851	36	1'41.037	36	1'41.037
99	1'45.286	99	1'41.065	99	1'40.760	99	1'40.932	99	1'40.932	99	1'40.696	99	1'40.851	99	1'40.809	99	1'40.851	99	1'41.037	99	1'41.037
95	1'46.027	95	1'40.860	95	1'40.760	95	1'40.414	95	1'40.414	95	1'40.560	95	1'40.819	95	1'40.186	95	1'40.851	95	1'41.037	95	1'41.037
18	1'46.161	18	1'41.793	18	1'40.760	18	1'41.070	18	1'41.070	18	1'40.201	18	1'40.819	18	1'40.211	18	1'40.851	18	1'41.037	18	1'41.037
6	1'46.222	6	1'41.819	6	1'40.760	6	1'40.537	6	1'40.537	6	1'40.177	6	1'41.515	6	1'41.578	6	1'40.851	6	1'41.037	6	1'41.037
31	1'46.528	31	1'41.462	31	1'40.760	31	1'40.537	31	1'40.537	31	1'40.613	31	1'41.515	31	1'40.455	31	1'40.851	31	1'41.037	31	1'41.037
82	1'46.678	82	1'41.712	82	1'40.760	82	1'41.191	82	1'41.191	82	1'41.473	82	1'41.318	82	1'41.749	82	1'40.851	82	1'41.037	82	1'41.037
24	1'46.844	24	1'41.615	24	1'40.760	24	1'41.124	24	1'41.124	24	1'41.318	24	1'41.104	24	1'41.104	24	1'40.851	24	1'41.037	24	1'41.037
85	1'47.007	85	1'42.272	85	1'40.760	85	1'41.150	85	1'41.150	85	1'41.318	85	1'41.104	85	1'41.104	85	1'40.851	85	1'41.037	85	1'41.037
58	1'47.370	58	1'42.272	58	1'40.760	58	1'41.150	58	1'41.150	58	1'41.318	58	1'41.104	58	1'41.104	58	1'40.851	58	1'41.037	58	1'41.037
72	1'47.435	72	1'41.482	72	1'40.760	72	1'41.191	72	1'41.191	72	1'41.473	72	1'41.104	72	1'41.104	72	1'40.851	72	1'41.037	72	1'41.037
12	1'47.954	12	1'41.482	12	1'40.760	12	1'40.945	12	1'40.945	12	1'40.923	12	1'41.804	12	1'41.804	12	1'40.851	12	1'41.037	12	1'41.037
5	1'48.185	5	1'42.617	5	1'40.760	5	1'41.974	5	1'41.974	5	1'40.923	5	1'41.804	5	1'41.804	5	1'40.851	5	1'41.037	5	1'41.037
78	1'48.393	78	1'42.136	78	1'40.760	78	1'41.925	78	1'41.925	78	1'41.186	78	1'41.769	78	1'41.769	78	1'40.851	78	1'41.037	78	1'41.037
54	1'48.583	54	1'42.692	54	1'40.760	54	1'41.150	54	1'41.150	54	1'40.481	54	1'41.769	54	1'41.769	54	1'40.851	54	1'41.037	54	1'41.037
7	1'48.862	7	1'42.446	7	1'40.760	7	1'41.356	7	1'41.356	7	1'40.481	7	1'41.769	7	1'41.769	7	1'40.851	7	1'41.037	7	1'41.037
10	1'48.884	10	1'42.607	10	1'40.760	10	1'41.356	10	1'41.356	10	1'40.481	10	1'41.769	10	1'41.769	10	1'40.851	10	1'41.037	10	1'41.037
21	1'49.209	21	1'42.607	21	1'40.760	21	1'41.356	21	1'41.356	21	1'40.481	21	1'41.769	21	1'41.769	21	1'40.851	21	1'41.037	21	1'41.037
22	1'49.245	22	1'42.446	22	1'40.760	22	1'41.847	22	1'41.847	22	1'40.927	22	1'42.429	22	1'42.429	22	1'40.851	22	1'41.037	22	1'41.037
19	1'49.300	19	1'42.446	19	1'40.760	19	1'42.075	19	1'42.075	19	1'40.927	19	1'42.429	19	1'42.429	19	1'40.851	19	1'41.037	19	1'41.037
34	1'49.470	34	1'42.446	34	1'40.760	34	1'41.985	34	1'41.985	34	1'40.927	34	1'42.429	34	1'42.429	34	1'40.851	34	1'41.037	34	1'41.037
55	1'49.534	55	1'42.446	55	1'40.760	55	1'41.985	55	1'41.985	55	1'40.927	55	1'42.429	55	1'42.429	55	1'40.851	55	1'41.037	55	1'41.037
48	1'56.253	48	1'40.760	48	1'40.760	48	1'40.331	48	1'40.331	48	1'40.927	48	1'42.429	48	1'42.429	48	1'40.851	48	1'41.037	48	1'41.037
		7	1'53.879	7	1'53.879	7	1'53.879	7	1'53.879	7	1'46.038	7	1'46.038	7	1'46.038	7	1'46.038	7	1'46.038	7	1'46.038

Lapped rider

These data/results cannot be reproduced, stored and/or transmitted in whole or in part by any manner of electronic, mechanical, photocopying, recording, broadcasting or otherwise now known or herein after developed without the previous express consent by the copyright owner, except for reproduction in daily press and regular printed publications on sale to the public within 60 days of the event related to those data/results and always provided that copyright symbol appears together as follows below.

© DORNA, 2024

Num Lap Time Gap

18	1'41.056	6.540
6	1'41.169	6.582
12	1'41.118	6.662
82	1'41.291	7.015
54	1'41.181	7.094
85	1'41.303	7.396
10	1'40.933	7.547
48	1'40.341	8.382
24	1'40.287	8.508
72	1'40.453	9.463
22	1'41.715	12.891
19	1'41.625	12.922
58	1'41.473	15.682
78	1'41.843	15.874
5	1'41.720	15.966
34	1'41.668	16.018
55	1'41.547	16.081
21	1'41.809	16.948
7	1'41.882	37.326

Lap 12

96	1'41.134	
95	1'41.304	0.036
36	1'40.643	0.153
64	1'41.298	0.251
80	1'41.056	0.398
99	1'41.248	0.492
31	1'41.096	0.969
66	1'42.255	1.419
18	1'41.242	6.514
6	1'41.244	6.558
12	1'41.315	6.709
54	1'41.172	6.998
85	1'41.052	7.180
82	1'41.554	7.301
48	1'40.459	7.573
24	1'40.472	7.712
10	1'41.778	8.057
72	1'40.608	8.803
19	1'41.804	13.458
22	1'41.867	13.490
58	1'41.267	15.681
78	1'41.688	16.294
5	1'41.672	16.370
34	1'41.713	16.463
55	1'41.901	16.714
21	1'41.711	17.391
7	1'42.129	38.187

Lap 13

95	1'40.884	
80	1'40.753	0.231
36	1'41.077	0.310
64	1'41.028	0.359
96	1'41.351	0.431
31	1'40.751	0.800
99	1'41.659	1.231
66	1'40.781	1.280
18	1'41.179	6.773
6	1'41.203	6.841
12	1'41.139	6.928
54	1'40.967	7.045
48	1'40.443	7.096
24	1'40.587	7.379
82	1'41.086	7.467
85	1'41.695	7.955
72	1'40.663	8.546
10	1'41.525	8.662
19	1'41.559	14.097
22	1'41.654	14.224

58	1'41.096	15.857
78	1'41.823	17.197
5	1'41.774	17.224
34	1'41.729	17.272
55	1'41.565	17.359
21	1'41.800	18.271
7	1'41.521	38.788

Lap 14

95	1'41.125	
80	1'41.047	0.153
64	1'40.986	0.220
36	1'41.103	0.288
96	1'41.058	0.364
31	1'40.907	0.582
66	1'40.751	0.906
99	1'41.016	1.122
18	1'41.253	6.901
48	1'40.972	6.943
12	1'41.252	7.055
6	1'41.409	7.125
24	1'40.956	7.210
54	1'41.674	7.594
82	1'41.450	7.792
72	1'40.434	7.855
85	1'41.409	8.239
10	1'41.026	8.563
22	1'41.908	15.007
19	1'42.106	15.078
58	1'41.252	15.984
5	1'42.043	18.142
78	1'42.218	18.290
34	1'42.238	18.385
55	1'42.206	18.440
21	1'41.634	18.780
7	1'42.148	39.811

Lap 15

80	1'40.727	
95	1'40.996	0.116
96	1'40.714	0.198
64	1'40.907	0.247
36	1'41.040	0.448
31	1'40.804	0.506
66	1'40.843	0.869
99	1'40.771	1.013
48	1'40.400	6.463
18	1'40.827	6.848
6	1'41.277	7.522
72	1'40.620	7.595
54	1'41.058	7.772
24	1'41.510	7.840
12	1'41.795	7.970
85	1'41.153	8.512
10	1'41.256	8.939
22	1'41.709	15.836
19	1'41.712	15.910
58	1'41.273	16.377
5	1'41.419	18.681
78	1'41.802	19.212
34	1'41.778	19.283
21	1'41.617	19.517
55	1'42.021	19.581
7	1'41.899	40.830

Lap 16

80	1'40.788	
64	1'40.636	0.095
36	1'40.538	0.198
96	1'40.863	0.273

95	1'41.154	0.482
31	1'41.380	1.098
66	1'41.107	1.188
99	1'41.064	1.289
48	1'40.692	6.367
18	1'40.875	6.935
72	1'40.853	7.660
54	1'40.755	7.739
6	1'41.041	7.775
24	1'40.785	7.837
12	1'41.211	8.393
85	1'41.792	9.516
10	1'46.610	14.761
22	1'41.909	16.957
58	1'41.426	17.015
19	1'41.985	17.107
5	1'41.715	19.608
78	1'41.520	19.944
34	1'41.492	19.987
21	1'41.669	20.398
55	1'41.701	20.494
7	1'41.913	41.955

Lap 17

80	1'40.583	
64	1'40.566	0.078
96	1'40.455	0.145
95	1'40.603	0.502
36	1'41.047	0.662
31	1'40.775	1.290
99	1'40.886	1.592
66	1'41.408	2.013
48	1'40.682	6.466
18	1'40.948	7.300
72	1'40.476	7.553
54	1'40.611	7.767
6	1'40.667	7.859
24	1'40.667	7.921
12	1'41.235	9.045
85	1'42.302	11.235
10	1'41.903	16.081
58	1'41.325	17.757
22	1'41.972	18.346
19	1'42.024	18.548
5	1'41.599	20.624
78	1'41.563	20.924
34	1'41.570	20.974
55	1'41.725	21.636
21	1'42.114	21.929
7	1'41.748	43.120

Lap 18

80	1'40.813	
64	1'40.800	0.065
96	1'40.817	0.149
95	1'40.633	0.322
36	1'40.595	0.444
31	1'40.929	1.406
99	1'40.708	1.487
66	1'40.718	1.918
48	1'40.933	6.586
72	1'40.876	7.616
18	1'41.212	7.699
24	1'41.030	8.138
54	1'41.241	8.195
6	1'42.290	9.336
12	1'41.216	9.448
85	1'46.258	16.680
10	1'41.464	16.732
58	1'41.184	18.128

22	1'41.478	19.011
19	1'41.336	19.071
5	1'42.046	21.857
34	1'42.267	22.428
55	1'41.667	22.490
21	1'41.681	22.797
78	1'43.418	23.529
7	1'41.595	43.902

Lap 19

80	1'40.487	
64	1'40.500	0.078
96	1'40.518	0.180
36	1'40.418	0.375
95	1'40.833	0.668
99	1'41.017	2.017
31	1'41.224	2.143
66	1'41.198	2.629
48	1'41.062	7.161
72	1'40.987	8.116
18	1'41.130	8.342
54	1'40.685	8.393
24	1'40.806	8.457
6	1'41.231	10.080
12	1'41.219	10.180
10	1'41.778	18.023
85	1'41.967	18.160
58	1'41.035	18.676
19	1'41.469	20.053
22	1'41.569	20.093
5	1'41.889	23.259
55	1'41.418	23.421
34	1'41.767	23.708
21	1'41.720	24.030
78	1'46.271	29.313
7	1'41.543	44.958

Lap 20

80	1'40.905	
64	1'40.948	0.121
96	1'40.851	0.126
36	1'40.741	0.211
95	1'40.540	0.303
31	1'41.488	2.726
99	1'41.678	2.790
66	1'41.162	2.886
48	1'41.286	7.542
72	1'40.631	7.842
54	1'40.476	7.964
18	1'40.947	8.384
24	1'40.895	8.447
6	1'42.458	11.633
12	1'42.429	11.704
10	1'42.059	19.177
58	1'41.442	19.213
85	1'42.017	19.272
19	1'41.473	20.621
22	1'41.580	20.768
5	1'41.739	24.093
34	1'42.184	24.987
21	1'42.111	25.236
55	1'46.501	29.017
78	1'42.049	30.457
7	1'41.474	45.527

Lapped rider

These data/results cannot be reproduced, stored and/or transmitted in whole or in part by any manner of electronic, mechanical, photocopying, recording, broadcasting or otherwise now known or herein after developed without the previous express consent by the copyright owner, except for reproduction in daily press and regular printed publications on sale to the public within 60 days of the event related to those data/results and always provided that copyright symbol appears together as follows below.

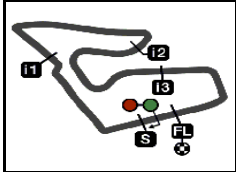
© DORNA, 2024

Official MotoGP Timing by TISSOT
www.motogp.com

Spielberg, Sunday, August 18, 2024

Page 2 of 2





4348 m.

MOTORRAD GRAND PRIX VON ÖSTERREICH

Moto3™

2024 Rookie of the Year Classification

36

Rider	Nation	Points	Leader	Previous	QAT	POR	AME	SPA	FRA	CAT	ITA	NED	GER	GBR	AUT	ARA	RSM	EMI	INA	JPN	AUS	THA	MAL	VAL	
1 PIQUERAS Angel	SPA	73			4	-	16	6	6	4	5	8	11	-	13										
2 ROULSTONE Jacob	AUS	46	27	27	6	5	8	4	4	8	7	2	-	-	2										
3 ESTEBAN Joel	SPA	41	32	5	5	8	7	-	13	2	-	1	2	3	-										
4 LUNETTA Luca	ITA	34	39	7	1	-	-	-	5	9	9	10	-	-	-										
5 ZURUTUZA Xabi	SPA	3	70	31	-	-	3	-	-	-	-	-	-	-	-										
6 DETTWILER Noah	SWI	2	71	1	-	-	2	-	-	-	-	-	-	-	-										

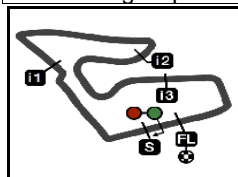
These data/results cannot be reproduced, stored and/or transmitted in whole or in part by any manner of electronic, mechanical, photocopying, recording, broadcasting or otherwise now known or herein after developed without the previous express consent by the copyright owner, except for reproduction in daily press and regular printed publications on sale to the public within 60 days of the event related to those data/results and always provided that copyright symbol appears together as follows below.

© DORNA, 2024

Official MotoGP Timing by 
www.motogp.com

Spielberg, Sunday, August 18, 2024





4348 m.

2024 Riders Performance

(Qualifying Position - Starting Position - Race Position)

37

Rider	Points	QAT	POR	AME	SPA	FRA	CAT	ITA	NED	GER	GBR	AUT	ARA	RSM	EMI	INA	JPN	AUS	THA	MAL	VAL
1 ALONSO David	224	8	3	1	1	1	6	1	13	2	4	6									
		8-1	3-4	1-1	1-11	1-1	6-1	1-1	13-5	2-1	4-2	6-1	-	-	-	-	-	-	-	-	-
2 ORTOLA Ivan	153	2	7	14	7	6	1	2	4	12	1	1									
		2-9	7-3	13-NC	7-3	6-5	1-2	2-6	4-1	12-3	1-1	28-9	-	-	-	-	-	-	-	-	-
3 HOLGADO Daniel	149	1	4	3	18	2	9	5	15	13	8	4									
		1-2	4-1	2-2	18-7	2-2	9-6	5-14	15-11	13-7	8-4	4-3	-	-	-	-	-	-	-	-	-
4 VEIJER Collin	142	10	6	4	3	5	2	4	3	1	2	3									
		10-5	6-6	3-NC	3-1	5-3	2-4	4-2	3-2	1-18	2-3	3-5	-	-	-	-	-	-	-	-	-
5 MUÑOZ David	108	13	13	8	2	8	7	14	11	6	21	9									
		26-16	13-9	7-5	2-2	8-NC	7-5	14-5	11-3	6-8	21-12	9-2	-	-	-	-	-	-	-	-	-
6 YAMANAKA Ryusei	85	15	17	24	5	10	5	13	5	11	5	10									
		15-NC	17-NC	23-4	5-4	10-7	5-11	13-3	5-10	11-6	5-6	10-13	-	-	-	-	-	-	-	-	-
7 FERNANDEZ Adrian	85	4	15	12	12	4	8	17	8	4	12	12									
		4-NC	15-10	11-11	12-6	4-6	8-10	17-8	8-7	4-4	12-8	12-6	-	-	-	-	-	-	-	-	-
8 RUEDA Jose Antonio	74	3	1	2		3	3	3	7	5	10	5									
		3-NC	1-2	-NS	-	3-8	3-3	3-15	7-4	5-NC	10-9	5-7	-	-	-	-	-	-	-	-	-
9 PIQUERAS Angel	73	12	19	18	6	9	13	20	1	14	11	8									
		12-12	19-NC	17-3	6-10	9-10	13-12	20-11	1-8	14-5	11-NC	8-4	-	-	-	-	-	-	-	-	-
10 KELSO Joel	72	6	2	5	4	7	14	9	14	15	3	2									
		6-8	2-5	4-7	4-5	7-13	14-NC	9-12	14-12	15-11	3-7	2-8	-	-	-	-	-	-	-	-	-
11 FURUSATO Taiyo	55	18	21	10	21	17	4	8	2	8		17									
		18-3	21-17	9-NC	21-17	17-14	4-NC	8-4	2-13	8-2	-	17-15	-	-	-	-	-	-	-	-	-
12 NEPA Stefano	51	16	10	9	11	23	11	12	6	10	7	14									
		16-6	10-7	8-18	11-9	23-17	11-13	12-NC	6-9	10-12	7-5	14-NC	-	-	-	-	-	-	-	-	-
13 SUZUKI Tatsuki	48	19	20	16	9	14	21	15	12	9	9	13									
		19-7	20-12	15-6	9-25	14-9	21-15	15-NC	12-NC	9-9	9-10	13-12	-	-	-	-	-	-	-	-	-

NC=Not classified NL=Not finished first lap NP=Not started race re-start N2=Not finished first lap race re-start EX=Excluded NS=Not Started DS=Disqualified

These data/results cannot be reproduced, stored and/or transmitted in whole or in part by any manner of electronic, mechanical, photocopying, recording, broadcasting or otherwise now known or herein after developed without the previous express consent by the copyright owner, except for reproduction in daily press and regular printed publications on sale to the public within 60 days of the event related to those data/results and always provided that copyright symbol appears together as follows below.
© DORNA, 2024

Rider	Points	QAT	POR	AME	SPA	FRA	CAT	ITA	NED	GER	GBR	AUT	ARA	RSM	EMI	INA	JPN	AUS	THA	MAL	VAL
14 ROULSTONE Jacob	46	17	14	6	17	11	16	7	20	17	6	15									
		17-10	14-11	5-8	17-12	11-12	16-8	7-9	20-14	16-NC	6-17	15-14	-	-	-	-	-	-	-	-	-
15 ESTEBAN Joel	41	23	11	17	8	16	15	19	9	16	22	18									
		23-11	11-8	16-9	8-NC	16-4	15-14	19-18	9-15	23-14	22-13	18-25	-	-	-	-	-	-	-	-	-
16 LUNETTA Luca	34	14	25	11	20	15	10	6	10	3		16									
		14-15	25-22	10-19	20-20	15-11	10-7	6-7	10-6	3-NC	-	16-17	-	-	-	-	-	-	-	-	-
17 BERTELLE Matteo	25	5	12	7	19	19	12	22	16	18	13	7									
		5-NC	12-DS	6-10	19-14	19-NC	12-17	22-10	16-21	24-15	13-11	7-11	-	-	-	-	-	-	-	-	-
18 ROSSI Riccardo	24	7	5	21	14	13	18	10	19	22	18	23									
		7-4	5-NC	20-16	14-18	13-NC	18-NC	10-13	19-18	18-19	18-14	23-10	-	-	-	-	-	-	-	-	-
19 CARRARO Nicola	16	22	16	20	10	20	25	21	22	23	15	19									
		22-14	16-15	19-12	10-8	20-19	25-18	21-16	22-16	19-17	15-15	19-16	-	-	-	-	-	-	-	-	-
20 FARIOLI Filippo	14	11	8	13	15	21	20	16	23	21	16	21									
		11-NC	8-16	12-15	15-13	21-NC	20-9	16-19	23-22	26-13	16-16	21-26	-	-	-	-	-	-	-	-	-
21 OGDEN Scott	11	20	9	15	13	12	19	18	17	7	17	27									
		20-13	9-14	14-DS	13-19	12-NC	19-16	18-17	17-17	7-10	17-NC	27-19	-	-	-	-	-	-	-	-	-
22 ZURUTUZA Xabi	3			23	26	18	23	11	21	19	14	11									
		-	-	22-13	26-22	18-16	23-19	11-NP	21-19	17-16	14-NC	11-18	-	-	-	-	-	-	-	-	-
23 PEREZ Vicente	3	9	18		24						20	22									
		9-NC	18-13	-	24-16	-	-	-	-	-	-	20-NC	22-23	-	-	-	-	-	-	-	-
24 DETTWILER Noah	2	25	26	22	23	24	24	26	25	26	24	26									
		25-17	26-19	21-14	23-21	24-18	24-21	26-20	25-23	22-23	24-20	26-24	-	-	-	-	-	-	-	-	-
25 ALMANSA David	2			25	16	22	17	24	18	25	23	24									
		-	-	-NS	16-15	22-15	17-NC	24-21	18-NC	21-20	23-18	24-20	-	-	-	-	-	-	-	-	-
26 WHATLEY Joshua	0	21	22	19	22	25	26	23	24	20											
		21-18	22-18	18-17	22-23	25-21	26-20	23-23	24-24	25-21	-	-	-	-	-	-	-	-	-	-	-
27 BUASRI Tatchakorn	0	24	23	26	25	26	22	25	26	24	19	20									
		24-19	23-20	-NS	25-24	26-20	22-22	25-22	26-20	20-22	19-19	20-21	-	-	-	-	-	-	-	-	-
28 SHAHRIL Danial	0										25										
		-	-	-	-	-	-	-	-	-	-	25-21	-	-	-	-	-	-	-	-	-
29 AL SAHOUTI Hamad	0		24																		
		-	24-21	-	-	-	-	-	-	-	-	-	-	-	-	-	-	-	-	-	-

NC=Not classified NL=Not finished first lap NP=Not started race re-start N2=Not finished first lap race re-start EX=Excluded NS=Not Started DS=Disqualified

These data/results cannot be reproduced, stored and/or transmitted in whole or in part by any manner of electronic, mechanical, photocopying, recording, broadcasting or otherwise now known or herein after developed without the previous express consent by the copyright owner, except for reproduction in daily press and regular printed publications on sale to the public within 60 days of the event related to those data/results and always provided that copyright symbol appears together as follows below.
© DORNA, 2024

Official MotoGP Timing by TISSOT
www.motogp.com



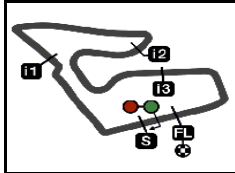
	Rider	Points	QAT	POR	AME	SPA	FRA	CAT	ITA	NED	GER	GBR	AUT	ARA	RSM	EMI	INA	JPN	AUS	THA	MAL	VAL	
30	ROSENTHALER Jakob	0											25										
			-	-	-	-	-	-	-	-	-	-	25-22	-	-	-	-	-	-	-	-	-	-
31	ADITAMA Arbi	0						27															
			-	-	-	-	-	27-23	-	-	-	-	-	-	-	-	-	-	-	-	-	-	

NC=Not classified NL=Not finished first lap NP=Not started race re-start N2=Not finished first lap race re-start EX=Excluded NS=Not Started DS=Disqualified

These data/results cannot be reproduced, stored and/or transmitted in whole or in part by any manner of electronic, mechanical, photocopying, recording, broadcasting or otherwise now known or herein after developed without the previous express consent by the copyright owner, except for reproduction in daily press and regular printed publications on sale to the public within 60 days of the event related to those data/results and always provided that copyright symbol appears together as follows below.
© DORNA, 2024

Official MotoGP Timing by **TISSOT**
www.motogp.com





4348 m.

MOTORRAD GRAND PRIX VON ÖSTERREICH

Official Starting Grid

Race : 20 laps = 86.96 km



1	1 1'40.057 48 Ivan ORTOLA KTM	2 1'40.200 66 Joel KELSO KTM	3 1'40.216 95 Collin VEIJER Husqvarna
2	4 1'40.259 96 Daniel HOLGADO GASGAS	5 1'40.287 99 Jose Antonio RUEDA KTM	6 1'40.338 80 David ALONSO CFMOTO
3	7 1'40.482 18 Matteo BERTELLE Honda	8 1'40.534 36 Angel PIQUERAS Honda	9 1'40.624 64 David MUÑOZ KTM
4	10 1'40.678 6 Ryusei YAMANAKA KTM	11 1'40.781 85 Xabi ZURUTUZA KTM	12 1'40.787 31 Adrian FERNANDEZ Honda
5	13 1'40.927 24 Tatsuki SUZUKI Husqvarna	14 1'40.945 82 Stefano NEPA KTM	15 1'40.962 12 Jacob ROULSTONE GASGAS
6	16 1'40.970 58 Luca LUNETTA Honda	17 1'41.282 72 Taiyo FURUSATO Honda	18 1'41.751 78 Joel ESTEBAN CFMOTO
7	19 1'41.500 10 Nicola CARRARO KTM	20 1'41.548 5 Tatchakorn BUASRI Honda	21 1'41.627 7 Filippo FARIOLI Honda
8	22 1'41.696 21 Vicente PEREZ Honda	23 1'41.783 54 Riccardo ROSSI KTM	24 1'42.092 22 David ALMANSA Honda

The results are provisional until the end of the limit for protest and appeals and until the ratification of the Event Management Committee.

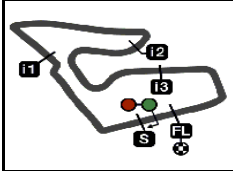
Time limit for protest expires 60' at the latest after publication of the results - Time:

These data/results cannot be reproduced, stored and/or transmitted in whole or in part by any manner of electronic, mechanical, photocopying, recording, broadcasting or otherwise now known or herein after developed without the previous express consent by the copyright owner, except for reproduction in daily press and regular printed publications on sale to the public within 60 days of the event related to those data/results and always provided that copyright symbol appears together as follows below.

© DORNA, 2024

Official MotoGP Timing by TISSOT
www.motogp.com





MOTORRAD GRAND PRIX VON ÖSTERREICH

Official Starting Grid

4348 m.

Race : 20 laps = 86.96 km

9

25

1'42.513

34 Jakob ROSENTHALER
Husqvarna

26

1'42.541

55 Noah DETTWILER
KTM

27

1'41.309

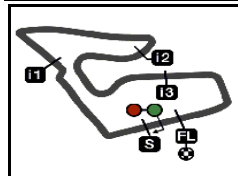
19 Scott OGDEN
Honda

The results are provisional until the end of the limit for protest and appeals and until the ratification of the Event Management Committee.

Time limit for protest expires 60' at the latest after publication of the results - Time:

These data/results cannot be reproduced, stored and/or transmitted in whole or in part by any manner of electronic, mechanical, photocopying, recording, broadcasting or otherwise now known or herein after developed without the previous express consent by the copyright owner, except for reproduction in daily press and regular printed publications on sale to the public within 60 days of the event related to those data/results and always provided that copyright symbol appears together as follows below.

© DORNA, 2024



4348 m.

MOTORRAD GRAND PRIX VON ÖSTERREICH

Race

Top Speed & Average



Rider	Nation	Motorcycle	Top 5 speeds					Average	Top
6 Ryusei YAMANAKA	JPN	KTM	224.2	222.9	221.5	220.1	220.1	221.8	224.2
24 Tatsuki SUZUKI	JPN	HUSQVARNA	224.2	224.2	222.9	222.9	221.5	223.1	224.2
80 David ALONSO	COL	CFMOTO	224.2	222.2	221.5	221.5	220.8	221.8	224.2
96 Daniel HOLGADO	SPA	GASGAS	223.6	222.9	222.9	222.2	222.2	222.8	223.6
36 Angel PIQUERAS	SPA	HONDA	222.9	221.5	221.5	221.5	220.8	221.3	222.9
48 Ivan ORTOLA	SPA	KTM	222.9	222.2	220.8	219.5	218.8	220.8	222.9
64 David MUÑOZ	SPA	KTM	222.9	222.2	221.5	221.5	220.8	221.3	222.9
95 Collin VEIJER	NED	HUSQVARNA	222.9	222.2	221.5	221.5	221.5	221.9	222.9
99 Jose Antonio RUEDA	SPA	KTM	222.9	222.2	222.2	222.2	221.5	222.1	222.9
10 Nicola CARRARO	ITA	KTM	222.2	222.2	221.5	220.8	219.5	220.6	222.2
19 Scott OGDEN	GBR	HONDA	222.2	219.5	218.8	218.8	218.8	219.6	222.2
54 Riccardo ROSSI	ITA	KTM	222.2	221.5	221.5	220.8	220.1	220.8	222.2
12 Jacob ROULSTONE	AUS	GASGAS	221.5	221.5	220.8	220.8	220.1	220.9	221.5
66 Joel KELSO	AUS	KTM	221.5	221.5	220.1	219.5	219.5	220.4	221.5
72 Taiyo FURUSATO	JPN	HONDA	221.5	220.8	220.8	220.1	219.5	220.5	221.5
18 Matteo BERTELLE	ITA	HONDA	220.8	219.5	218.8	218.8	218.8	219.3	220.8
31 Adrian FERNANDEZ	SPA	HONDA	220.8	219.5	219.5	219.5	218.8	219.6	220.8
55 Noah DETTWILER	SWI	KTM	220.8	220.1	218.8	218.8	218.1	219.1	220.8
82 Stefano NEPA	ITA	KTM	220.8	220.8	220.1	219.5	219.5	220.0	220.8
22 David ALMANSA	SPA	HONDA	220.1	219.5	219.5	218.8	218.8	219.3	220.1
34 Jakob ROSENTHALER	AUT	HUSQVARNA	220.1	220.1	219.5	218.8	218.8	219.3	220.1
58 Luca LUNETTA	ITA	HONDA	220.1	219.5	218.1	217.5	217.5	218.2	220.1
85 Xabi ZURUTUZA	SPA	KTM	220.1	219.5	219.5	219.5	218.8	219.3	220.1
78 Joel ESTEBAN	SPA	CFMOTO	219.5	219.5	218.8	218.1	218.1	218.8	219.5
5 Tatchakorn BUASRI	THA	HONDA	218.8	218.8	218.8	218.8	218.1	218.6	218.8
21 Vicente PEREZ	SPA	HONDA	218.1	216.8	216.8	216.8	216.8	217.1	218.1
7 Filippo FARIOLI	ITA	HONDA	215.5	213.6	213.0	213.0	213.0	213.5	215.5

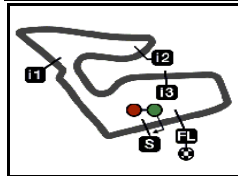
These data/results cannot be reproduced, stored and/or transmitted in whole or in part by any manner of electronic, mechanical, photocopying, recording, broadcasting or otherwise now known or herein after developed without the previous express consent by the copyright owner, except for reproduction in daily press and regular printed publications on sale to the public within 60 days of the event related to those data/results and always provided that copyright symbol appears together as follows below.

© DORNA, 2024

Official MotoGP Timing by TISSOT
www.motogp.com



Spielberg, Sunday, August 18, 2024



4348 m.

MOTORRAD GRAND PRIX VON ÖSTERREICH

Race

Fastest Laps Sequence

Lap	Race Time	 Rider	Nation	Motorcycle	Time	Km/h	Riders's Lap
2	3'25.455	66 Joel KELSO	AUS	KTM	1'41.239	154.6	2
2	3'25.511	64 David MUÑOZ	SPA	KTM	1'40.724	155.4	2
2	3'25.643	80 David ALONSO	COL	CFMOTO	1'40.659	155.5	2
3	5'06.062	66 Joel KELSO	AUS	KTM	1'40.607	155.5	3
4	6'46.867	96 Daniel HOLGADO	SPA	GASGAS	1'40.423	155.8	4
4	6'48.068	95 Collin VEIJER	NED	HUSQVARNA	1'40.392	155.9	4
4	6'57.816	48 Ivan ORTOLA	SPA	KTM	1'40.331	156.0	4
5	8'37.990	48 Ivan ORTOLA	SPA	KTM	1'40.174	156.2	5
10	17'01.059	24 Tatsuki SUZUKI	JPN	HUSQVARNA	1'40.092	156.3	10

These data/results cannot be reproduced, stored and/or transmitted in whole or in part by any manner of electronic, mechanical, photocopying, recording, broadcasting or otherwise now known or herein after developed without the previous express consent by the copyright owner, except for reproduction in daily press and regular printed publications on sale to the public within 60 days of the event related to those data/results and always provided that copyright symbol appears together as follows below.

© DORNA, 2024

Official MotoGP Timing by TISSOT
www.motogp.com

Spielberg, Sunday, August 18, 2024

