


4348 m.

## MOTORRAD GRAND PRIX VON ÖSTERREICH

## Practice Nr. 1

## Classification

6

	Rider	Nation	Team	Motorcycle	Time	Lap	Total	Gap	Top Speed
1	99 Jose Antonio RUEDA	SPA	Red Bull KTM Ajo	KTM	<b>1'40.171</b>	13	16		<b>218.1</b>
2	80 David ALONSO	COL	CFMOTO Gaviota Aspar Team	CFMOTO	<b>1'40.222</b>	15	17	0.051 0.051	<b>218.1</b>
3	95 Collin VEIJER	NED	Liqui Moly Husqvarna Intact GP	HUSQVARNA	<b>1'40.240</b>	15	17	0.069 0.018	<b>216.2</b>
4	66 Joel KELSO	AUS	BOE Motorsports	KTM	<b>1'40.289</b>	15	17	0.118 0.049	<b>216.8</b>
5	82 Stefano NEPA	ITA	LEVELUP - MTA	KTM	<b>1'40.429</b>	13	15	0.258 0.140	<b>218.1</b>
6	48 Ivan ORTOLA	SPA	MT Helmets - MSI	KTM	<b>1'40.525</b>	8	12	0.354 0.096	<b>216.8</b>
7	64 David MUÑOZ	SPA	BOE Motorsports	KTM	<b>1'40.568</b>	12	13	0.397 0.043	<b>216.2</b>
8	6 Ryusei YAMANAKA	JPN	MT Helmets - MSI	KTM	<b>1'40.640</b>	13	15	0.469 0.072	<b>218.8</b>
9	96 Daniel HOLGADO	SPA	Red Bull GASGAS Tech3	GASGAS	<b>1'40.672</b>	13	17	0.501 0.032	<b>218.8</b>
10	78 Joel ESTEBAN	SPA	CFMOTO Gaviota Aspar Team	CFMOTO	<b>1'40.741</b>	16	16	0.570 0.069	<b>215.5</b>
11	18 Matteo BERTELLE	ITA	Kopron Rivacold Snipers Team	HONDA	<b>1'40.788</b>	11	15	0.617 0.047	<b>218.1</b>
12	24 Tatsuki SUZUKI	JPN	Liqui Moly Husqvarna Intact GP	HUSQVARNA	<b>1'40.824</b>	14	15	0.653 0.036	<b>220.1</b>
13	36 Angel PIQUERAS	SPA	Leopard Racing	HONDA	<b>1'40.858</b>	13	14	0.687 0.034	<b>217.5</b>
14	12 Jacob ROULSTONE	AUS	Red Bull GASGAS Tech3	GASGAS	<b>1'40.900</b>	16	17	0.729 0.042	<b>218.8</b>
15	31 Adrian FERNANDEZ	SPA	Leopard Racing	HONDA	<b>1'40.997</b>	15	18	0.826 0.097	<b>215.5</b>
16	72 Taiyo FURUSATO	JPN	Honda Team Asia	HONDA	<b>1'41.025</b>	16	16	0.854 0.028	<b>216.8</b>
17	54 Riccardo ROSSI	ITA	CIP Green Power	KTM	<b>1'41.089</b>	15	15	0.918 0.064	<b>217.5</b>
18	19 Scott OGDEN	GBR	Fibre Tec Honda - MLav Racing	HONDA	<b>1'41.309</b>	14	17	1.138 0.220	<b>216.8</b>
19	85 Xabi ZURUTUZA	SPA	Red Bull KTM Ajo	KTM	<b>1'41.442</b>	12	12	1.271 0.133	<b>220.1</b>
20	10 Nicola CARRARO	ITA	LEVELUP - MTA	KTM	<b>1'41.525</b>	15	15	1.354 0.083	<b>221.5</b>
21	22 David ALMANSA	SPA	Kopron Rivacold Snipers Team	HONDA	<b>1'41.571</b>	11	15	1.400 0.046	<b>218.1</b>
22	55 Noah DETTWILER	SWI	CIP Green Power	KTM	<b>1'41.611</b>	14	14	1.440 0.040	<b>218.8</b>
23	7 Filippo FARIOLI	ITA	SIC58 Squadra Corse	HONDA	<b>1'41.766</b>	9	16	1.595 0.155	<b>218.8</b>
24	5 Tatchakorn BUASRI	THA	Honda Team Asia	HONDA	<b>1'41.791</b>	4	13	1.620 0.025	<b>218.1</b>
25	34 Jakob ROSENTHALER	AUT	Liqui Moly Husqvarna Intact GP	HUSQVARNA	<b>1'41.988</b>	17	17	1.817 0.197	<b>217.5</b>
26	58 Luca LUNETTA	ITA	SIC58 Squadra Corse	HONDA	<b>1'42.130</b>	10	16	1.959 0.142	<b>217.5</b>
27	21 Vicente PEREZ	SPA	Fibre Tec Honda - MLav Racing	HONDA	<b>1'42.487</b>	16	16	2.316 0.357	<b>216.2</b>

Practice condition: Dry

Air: 29°

Humidity: 54%

Ground: 34°

<b>Fastest Lap:</b>	Lap: 13	<b>Jose Antonio RUEDA</b>	<b>1'40.171</b>	156.2 Km/h
<b>Best Race Lap:</b>	2022	<b>David MUÑOZ</b>	<b>1'40.910</b>	155.1 Km/h
<b>All-Time Lap Record:</b>	2024	<b>Jose Antonio RUEDA</b>	<b>1'40.171</b>	156.2 Km/h

The results are provisional until the end of the limit for protest and appeals.

Time limit for protest expires 60' after publication of the results - ..... Time: .....

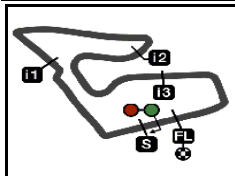
These data/results cannot be reproduced, stored and/or transmitted in whole or in part by any manner of electronic, mechanical, photocopying, recording, broadcasting or otherwise now known or herein after developed without the previous express consent by the copyright owner, except for reproduction in daily press and regular printed publications on sale to the public within 60 days of the event related to those data/results and always provided that copyright symbol appears together as follows below.

© DORNA, 2024

Official MotoGP Timing by TISSOT  
www.motogp.com

Spielberg, Friday, August 16, 2024





4348 m.

## MOTORRAD GRAND PRIX VON ÖSTERREICH

## Practice Nr. 1

## Top Speed &amp; Average

8



Rider	Nation	Motorcycle	Top 5 speeds					Average	Top
10 Nicola CARRARO	ITA	KTM	221.5	218.8	216.8	216.2	216.2	217.9	221.5
24 Tatsuki SUZUKI	JPN	HUSQVARNA	220.1	218.8	218.1	218.1	218.1	218.6	220.1
85 Xabi ZURUTUZA	SPA	KTM	220.1	216.2	215.5	215.5	215.5	216.6	220.1
6 Ryusei YAMANAKA	JPN	KTM	218.8	217.5	217.5	217.5	216.8	217.6	218.8
7 Filippo FARIOLI	ITA	HONDA	218.8	216.8	214.9	214.2	214.2	215.5	218.8
12 Jacob ROULSTONE	AUS	GASGAS	218.8	218.8	218.1	217.5	217.5	218.1	218.8
55 Noah DETTWILER	SWI	KTM	218.8	218.1	217.5	216.2	215.5	216.9	218.8
96 Daniel HOLGADO	SPA	GASGAS	218.8	216.8	216.2	216.2	216.2	216.8	218.8
5 Tatchakorn BUASRI	THA	HONDA	218.1	217.5	216.8	216.8	216.2	217.1	218.1
18 Matteo BERTELLE	ITA	HONDA	218.1	218.1	217.5	216.2	215.5	216.8	218.1
22 David ALMANSA	SPA	HONDA	218.1	217.5	216.8	216.8	216.2	217.1	218.1
80 David ALONSO	COL	CFMOTO	218.1	214.9	214.9	214.9	214.2	215.1	218.1
82 Stefano NEPA	ITA	KTM	218.1	218.1	217.5	216.2	216.2	217.1	218.1
99 Jose Antonio RUEDA	SPA	KTM	218.1	217.5	216.8	216.8	216.2	217.1	218.1
34 Jakob ROSENTHALER	AUT	HUSQVARNA	217.5	216.2	215.5	214.2	214.2	215.3	217.5
36 Angel PIQUERAS	SPA	HONDA	217.5	215.5	215.5	215.5	215.5	215.8	217.5
54 Riccardo ROSSI	ITA	KTM	217.5	216.8	216.2	215.5	215.5	216.2	217.5
58 Luca LUNETTA	ITA	HONDA	217.5	216.2	216.2	216.2	215.5	216.2	217.5
19 Scott OGDEN	GBR	HONDA	216.8	216.2	216.2	214.9	214.2	215.7	216.8
48 Ivan ORTOLA	SPA	KTM	216.8	215.5	215.5	214.9	214.9	215.5	216.8
66 Joel KELSO	AUS	KTM	216.8	216.2	216.2	214.9	214.9	215.7	216.8
72 Taiyo FURUSATO	JPN	HONDA	216.8	216.2	216.2	216.2	215.5	216.1	218.8
21 Vicente PEREZ	SPA	HONDA	216.2	215.5	215.5	215.5	215.5	215.6	216.2
64 David MUÑOZ	SPA	KTM	216.2	214.9	214.9	214.9	214.2	214.9	216.2
95 Collin VEIJER	NED	HUSQVARNA	216.2	216.2	216.2	216.2	215.5	215.9	216.2
31 Adrian FERNANDEZ	SPA	HONDA	215.5	213.6	213.6	213.6	213.6	214.0	215.5
78 Joel ESTEBAN	SPA	CFMOTO	215.5	214.2	214.2	214.2	213.6	214.0	215.5

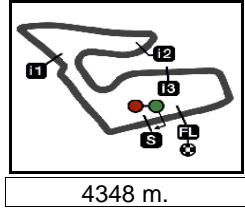
These data/results cannot be reproduced, stored and/or transmitted in whole or in part by any manner of electronic, mechanical, photocopying, recording, broadcasting or otherwise now known or herein after developed without the previous express consent by the copyright owner, except for reproduction in daily press and regular printed publications on sale to the public within 60 days of the event related to those data/results and always provided that copyright symbol appears together as follows below.

© DORNA, 2024

Official MotoGP Timing by TISSOT  
www.motogp.com



Spielberg, Friday, August 16, 2024



**MOTORRAD GRAND PRIX VON ÖSTERREICH**  
**Practice Nr. 1**  
**Chronological Analysis of Performances**

**9**

\* Lap / Sector time cancelled      T1 Time from finish line to 1st intermediate      T3 Time from 2nd intermed. to 3rd intermed.  
P Crossing the finish line in pit lane      T2 Time from 1st intermed. to 2nd intermed.      T4 Time from 3rd intermediate to finish line

Lap	Lap Time	T1	T2	T3	T4	Speed	Lap	Lap Time	T1	T2	T3	T4	Speed
<b>1st 99 Jose Antonio RUED</b> Red Bull KTM Ajo SPA							<b>6 1'40.933</b> 28.062 28.719 26.034 18.118 214.9						
Runs=2 Total laps=16 Full laps=13 Valid laps=11							<b>7 1'40.935</b> 28.052 28.788 25.895 18.200 214.9						
1	2'08.737	32.768	30.307	27.545	18.657		8	1'44.314	30.302	29.215	26.354	18.443	213.6
2	1'42.421	28.507	29.139	26.333	18.442	213.6	9	1'40.838	28.039	28.710	26.009	18.080	215.5
3	1'41.985	28.436	29.031	26.225	18.293	213.6	10	1'42.934 P	30.14*	29.590	26.872	16.327	216.2
4	1'41.554	28.326	28.856	26.163	18.209	214.2	11	7'04.273	32.097	29.833	26.461	18.262	
5	1'41.174	28.141	28.767	26.101	18.165	214.9	12	1'40.359	28.092	28.505	25.840	17.922	212.3
6	1'41.292	28.181	28.799	26.130	18.182	214.9	13	1'40.283	27.941	28.523	25.903	17.916	214.9
7	1'41.155	28.158	28.757	26.111	18.129	214.9	14	1'40.250	27.927	28.525	25.861	17.937	216.2
8	1'43.807	29.327	28.964	26.733	18.783	214.2	15	1'40.240	27.947	28.561	25.798	17.934	215.5
9	1'42.039 *	28.173	28.986	26.487*	18.393*	217.5	16	1'41.018	28.055	28.735	26.083	18.145	215.5
10	1'41.366	28.233	28.717	26.154	18.262	214.9	17	1'53.842 *	30.53*	35.817	27.583	19.903*	214.2
11	1'39.817 P	28.466	28.702	26.344	16.305	213.6	<b>4th 66 Joel KELSO</b> BOE Motorsports AUS						
12	10'33.670 *	30.891	28.782	25.908	18.061*		Runs=2 Total laps=17 Full laps=14 Valid laps=9						
13	1'40.171	27.900	28.528	25.791	17.952	216.8	1	2'49.048	31.691	32.739	26.726	18.373	
14	1'40.206	27.773	28.573	25.906	17.954	218.1	2	1'45.174 *	28.56*	31.459	26.608	18.543	213.6
15	1'40.574	27.972	28.636	25.933	18.033	216.8	3	1'41.697	28.296	29.058	26.111	18.232	213.0
16	1'40.642 *	27.998	28.543	25.971	18.130*	216.2	4	1'42.041 *	28.201	29.151	26.262	18.427*	214.9
<b>2nd 80 David ALONSO</b> CFMOTO Gaviota As COL							5	1'41.581	28.145	29.045	26.159	18.232	214.2
Runs=2 Total laps=17 Full laps=14 Valid laps=11							6	1'41.326 *	28.119	28.875	26.093	18.239*	213.6
1	3'30.077 *	32.307	30.016	26.502	18.583*		7	1'41.311	28.152	28.845	26.099	18.215	216.2
2	1'42.080	28.569	29.007	26.134	18.370	213.0	8	1'41.567 *	28.176	28.907	26.112	18.372*	214.9
3	1'41.914	28.252	28.926	26.144	18.592	214.9	9	1'41.029	28.105	28.786	25.927	18.211	214.2
4	1'41.499	28.279	28.847	26.057	18.316	212.3	10	1'52.003	34.584	30.760	27.621	19.038	216.8
5	1'41.509 *	28.216	28.836	26.129	18.328*	213.6	11	1'40.849 P	28.310	29.429	26.968	16.142	213.6
6	1'41.115	28.092	28.721	26.073	18.229	213.6	12	7'52.775	32.025	29.477	26.510	18.269	
7	1'41.172	28.115	28.783	26.102	18.172	212.3	13	1'40.526	27.995	28.488	26.022	18.021	214.2
8	1'40.963	28.052	28.700	26.055	18.156	213.6	14	1'40.614	27.788	28.656	26.045	18.125	214.9
9	1'40.842	28.013	28.614	25.988	18.227	214.2	15	1'40.289	27.849	28.464	25.958	18.018	213.0
10	1'41.056 *	28.140	28.634	26.088	18.194*	213.6	16	1'44.708	28.272	31.879	26.120	18.437	214.2
11	1'40.897	28.092	28.603	26.020	18.182	213.6	17	1'40.684 *	27.763	28.657	25.988	18.276*	216.2
12	1'40.767	28.186	28.594	25.926	18.061	214.2	<b>5th 82 Stefano NEPA</b> LEVELUP - MTA ITA						
13	1'41.774 P	30.138	29.300	26.479	15.857	214.9	Runs=2 Total laps=15 Full laps=12 Valid laps=10						
14	6'38.235 *	32.692	28.907	25.968	18.176*		1	2'50.829	40.121	30.335	26.833	18.582	
15	1'40.222	27.937	28.591	25.694	18.000	214.9	2	1'42.215 *	28.563	28.930	26.392*	18.330	213.0
16	1'40.484 *	27.820	28.575	25.949	18.140*	218.1	3	1'41.937	28.367	29.088	26.204	18.278	214.2
17	1'40.631	28.114	28.662	25.832	18.023	214.2	4	1'41.981	28.473	28.915	26.275	18.318	214.2
<b>3rd 95 Collin VEIJER</b> Liqui Moly Husqvarna NED							5	1'41.473	28.227	28.935	26.114	18.197	214.2
Runs=2 Total laps=17 Full laps=14 Valid laps=12							6	1'41.010	28.106	28.772	26.000	18.132	214.9
1	3'53.645	32.898	31.870	26.542	18.542		7	1'41.255	28.089	28.805	25.911	18.450	216.2
2	1'41.655 *	28.308	29.031	26.050	18.266*	213.6	8	1'44.126	30.318	29.128	26.249	18.431	216.2
3	1'41.901	28.362	29.092	26.176	18.271	216.2	9	1'41.133	28.146	28.842	25.946	18.199	218.1
4	1'41.229	28.097	28.813	26.111	18.208	214.2	10	1'39.066 P	28.252	28.810	26.133	15.871	214.9
5	1'41.042	28.043	28.779	26.032	18.188	216.2	11	11'08.439	44.196	31.454	29.756	19.332	

**Fastest Lap:** Jose Antonio RUEDA Red Bull KTM Ajo SPA **1'40.171** 27.900 28.528 25.791 17.952

These data/results cannot be reproduced, stored and/or transmitted in whole or in part by any manner of electronic, mechanical, photocopying, recording, broadcasting or otherwise now known or herein after developed without the previous express consent by the copyright owner, except for reproduction in daily press and regular printed publications on sale to the public within 60 days of the event related to those data/results and always provided that copyright symbol appears together as follows below.  
© DORNA, 2024

# Practice Nr. 1

# Moto3

Lap	Lap Time	T1	T2	T3	T4	Speed	Lap	Lap Time	T1	T2	T3	T4	Speed
12	<b>1'40.703</b>	28.087	28.624	25.942	18.050	216.2	1	2'55.896	31.490	29.719	26.566	18.427	
13	<b>1'40.429</b>	<b>27.970</b>	<b>28.557</b>	25.875	<b>18.027</b>	215.5	2	<b>1'41.758</b>	28.357	28.929	26.206	18.266	212.3
14	1'41.579 *	28.083	28.666	25.932	18.898*	218.1	3	<b>1'41.778</b>	28.172	29.125	26.187	18.294	213.0
15	<b>1'40.775</b>	28.157	28.719	<b>25.768</b>	18.131	217.5	4	<b>1'41.367</b>	28.229	28.857	26.016	18.265	214.2
<b>6th 48 Ivan ORTOLA</b> MT Helmets - MSI SPA							<b>5th 5 Joel ESTEBAN</b> CFMOTO Gaviota As SPA						
Runs=2 Total laps=12 Full laps=9 Valid laps=6							Runs=2 Total laps=16 Full laps=13 Valid laps=10						
1	3'55.400	32.208	30.991	26.398	18.392		5	1'42.810 *	28.88*	29.173	26.480*	18.277*	214.9
2	<b>1'41.933</b>	28.156	29.220	26.181	18.376	214.2	6	<b>1'41.085</b>	28.077	28.777	26.041	18.190	216.2
3	1'41.771 *	28.31*	29.044	26.132	18.281*	213.6	7	<b>1'41.045</b>	28.194	28.772	25.944	18.135	214.2
4	<b>1'41.537</b>	28.126	28.982	26.149	18.280	214.2	8	<b>1'40.816</b>	28.116	<b>28.668</b>	25.950	18.082	214.9
5	<b>1'42.257</b>	28.221	29.157	26.135	18.744	214.9	9	<b>1'40.820</b>	28.047	28.790	25.932	18.051	216.2
6	1'40.004 P	28.202	28.900	<b>26.547</b>	<b>16.355</b>	213.0	10	1'46.417 P	31.28*	30.451	27.219	<b>17.463</b>	<b>218.8</b>
7	15'34.014 *	31.721	29.213	<b>25.940*</b>	<b>18.654</b>		11	7'34.516 *	32.342	29.386	26.430*	<b>18.576</b>	
8	<b>1'40.525</b>	28.008	28.772	<b>25.743</b>	<b>18.002</b>	215.5	12	1'42.533 *	28.286	28.847	26.638	18.762*	216.8
9	1'41.205 *	<b>27.942</b>	28.945	26.113*	18.205*	<b>216.8</b>	13	<b>1'40.672</b>	28.118	28.754	<b>25.796</b>	<b>18.004</b>	215.5
10	<b>1'42.622</b>	28.086	29.173	25.932	19.431	214.2	14	1'40.740 *	27.93*	28.687	25.953	18.165*	216.2
11	<b>1'40.983</b>	28.015	28.884	25.833	18.251	215.5	15	1'42.118 *	28.11*	28.798	26.307	18.894*	213.0
12	1'40.745 *	27.946	<b>28.701</b>	25.936	18.162*	214.9	16	1'40.916 *	<b>28.034</b>	28.764	25.935	18.183*	215.5
<b>7th 64 David MUÑOZ</b> BOE Motorsports SPA							<b>11th 18 Matteo BERTELLE</b> Kopron Rivacold Snip ITA						
Runs=3 Total laps=13 Full laps=8 Valid laps=6							Runs=2 Total laps=15 Full laps=12 Valid laps=8						
1	3'02.799	31.692	29.877	26.399	18.514		1	3'28.864 *	31.663	29.456	26.439	18.705*	
2	<b>1'41.858</b>	28.317	29.033	26.148	18.360	213.0	2	1'42.775 *	28.625	29.249	26.292	18.609*	211.7
3	<b>1'41.847</b>	28.266	28.958	26.094	18.529	213.0	3	1'42.439 *	28.371	29.120	26.283	18.665*	212.3
4	1'43.318 *	28.76*	29.719	26.436	18.396	212.3	4	<b>1'42.258</b>	28.581	28.983	26.158	18.536	213.0
5	<b>1'41.654</b>	28.136	28.955	26.171	18.392	214.2	5	<b>1'42.006</b>	28.417	28.925	26.113	18.551	214.2
6	1'41.295 P	28.232	29.373	<b>27.957*</b>	<b>15.733</b>	213.6	6	<b>1'41.752</b>	28.318	28.842	26.120	18.472	213.6
7	10'31.659 *	36.758	31.442	27.964*	18.537		7	<b>1'41.679</b>	28.300	28.817	26.131	18.431	213.6
8	<b>1'41.612</b>	28.191	28.872	26.178	18.371	<b>216.2</b>	8	<b>1'42.104</b>	28.351	28.977	26.159	18.617	213.6
9	1'41.037 P	28.830	29.652	<b>26.737</b>	<b>15.818</b>	214.2	9	<b>1'41.635</b>	28.326	28.690	26.085	18.534	213.6
10	4'49.308 *	31.812	31.693	26.375*	18.366		10	<b>1'41.654</b>	28.297	28.737	26.147	18.473	214.2
11	<b>1'41.045</b>	28.035	28.700	25.976	18.334	214.9	11	<b>1'41.673</b>	28.309	28.780	26.121	18.463	213.6
12	<b>1'40.568</b>	<b>27.946</b>	<b>28.589</b>	<b>25.921</b>	<b>18.112</b>	214.9	12	1'40.573 P	28.417	28.814	26.697	<b>16.645</b>	213.6
13	1'45.079 *	28.32*	30.721	27.186	18.852	214.9	13	8'12.974	31.663	28.847	26.184	18.406	
<b>8th 6 Ryusei YAMANAKA</b> MT Helmets - MSI JPN							14 1'41.684 *						
Runs=2 Total laps=15 Full laps=12 Valid laps=6							28.165 28.900 26.105 18.514* 213.0						
1	2'46.991	34.068	29.542	26.661	18.695		15	<b>1'41.056</b>	28.217	<b>28.645</b>	<b>25.895</b>	18.299	214.2
2	<b>1'42.446</b>	28.628	29.208	26.283	18.327	213.6	16	<b>1'40.741</b>	<b>27.893</b>	28.736	25.937	<b>18.175</b>	<b>215.5</b>
3	<b>1'41.548</b>	28.372	28.878	26.031	18.267	214.2	<b>11th 18 Matteo BERTELLE</b> Kopron Rivacold Snip ITA						
4	<b>1'41.435</b>	28.237	28.855	26.136	18.207	214.9	Runs=2 Total laps=15 Full laps=12 Valid laps=8						
5	<b>1'42.019</b>	28.291	28.861	26.330	18.537	217.5	1	2'37.509	32.977	30.455	26.735	18.575	
6	1'41.375 *	28.225	28.798	26.096*	18.256	<b>218.8</b>	2	1'43.290 *	28.914	29.514	26.391	18.471*	214.2
7	<b>1'42.323</b>	28.834	28.938	26.209	18.342	217.5	3	<b>1'42.116</b>	28.456	29.017	26.150	18.493	214.2
8	1'46.369 *	33.086	29.209	25.930*	18.144	213.0	4	<b>1'42.246</b>	28.508	29.044	26.260	18.434	214.9
9	1'44.146 P	28.262	29.281	<b>26.816</b>	<b>19.787</b>	216.8	5	1'42.307 *	28.378	28.963	26.410*	18.556	215.5
10	11'27.410 *	31.786	29.127	26.172*	18.228		6	<b>1'47.150</b>	29.939	29.187	29.237	18.787	212.3
11	1'41.005 *	28.12*	<b>28.714</b>	25.995	18.170	213.6	7	<b>1'42.375</b>	28.428	28.970	26.462	18.515	214.2
12	1'42.893 *	29.15*	29.831	25.818*	<b>18.093</b>	214.2	8	1'45.140 *	29.09*	31.447	26.242	18.361*	213.0
13	<b>1'40.640</b>	28.051	28.726	<b>25.703</b>	18.160	216.2	9	1'39.607 P	28.413	29.076	26.428	15.690	216.2
14	1'41.886 *	<b>28.024</b>	28.873	25.886	19.103*	215.5	10	11'09.254 *	32.734	29.658	27.626	18.778*	
15	1'40.797 *	28.132	28.769	25.730	18.166*	217.5	11	<b>1'40.788</b>	28.049	28.816	<b>25.883</b>	<b>18.040</b>	<b>218.1</b>
<b>9th 96 Daniel HOLGADO</b> Red Bull GASGAS Te SPA							12 <b>1'40.859</b>						
Runs=2 Total laps=17 Full laps=14 Valid laps=8							28.000 28.697 25.897 18.265 217.5						
							13 <b>1'41.430</b>						
							28.118 28.764 26.095 18.453 218.1						
							14 1'43.997 *						
							30.29* 29.440 25.966 18.299* 211.7						
							15 <b>1'42.114</b>						
							28.236 28.872 26.481 18.525 215.5						

**Fastest Lap:** Jose Antonio RUEDA Red Bull KTM Ajo SPA **1'40.171** 27.900 28.528 25.791 17.952

These data/results cannot be reproduced, stored and/or transmitted in whole or in part by any manner of electronic, mechanical, photocopying, recording, broadcasting or otherwise now known or herein after developed without the previous express consent by the copyright owner, except for reproduction in daily press and regular printed publications on sale to the public within 60 days of the event related to those data/results and always provided that copyright symbol appears together as follows below.  
© DORNA, 2024



## Practice Nr. 1

## Moto3

Lap	Lap Time	T1	T2	T3	T4	Speed	Lap	Lap Time	T1	T2	T3	T4	Speed		
<b>12th</b>	<b>24</b>	<b>Tatsuki SUZUKI</b>				Liqui Moly Husqvarna JPN			<b>15th</b>	<b>31</b>	<b>Adrian FERNANDEZ</b>				Leopard Racing SPA
		Runs=3	Total laps=15	Full laps=10	Valid laps=5				Runs=2	Total laps=18	Full laps=15	Valid laps=10			
1	2'56.801	30.494	34.509	30.783	18.365		1	2'33.560	34.402	29.899	26.654	18.491			
2	1'41.810 *	28.39*	28.956	26.234*	18.228*	216.2	2	<b>1'42.544</b>	28.463	29.336	26.391	18.354	213.0		
3	1'41.611 *	28.22*	28.927	26.251	18.209*	216.8	3	<b>1'41.977</b>	28.425	28.926	26.302	18.324	213.0		
4	<b>1'41.804</b>	28.375	28.977	26.198	18.254	217.5	4	<b>1'41.730</b>	28.320	28.870	26.224	18.316	213.0		
5	1'41.735 *	28.344	28.919	26.250	18.222*	217.5	5	1'41.804 *	28.382	28.858	26.333	18.231*	213.6		
6	<b>1'41.328</b>	28.200	28.883	26.092	18.153	<b>220.1</b>	6	1'42.575 *	28.62*	29.223	26.434*	18.296*	212.3		
7	<b>1'41.031</b>	28.122	28.900	25.919	<b>18.090</b>	218.8	7	<b>1'41.761</b>	28.299	28.880	26.246	18.336	211.1		
8	1'45.473 P	28.62*	29.330	26.963	20.551	218.1	8	<b>1'42.699</b>	28.290	29.648	26.474	18.287	211.7		
9	7'34.031	31.988	29.429	26.617	18.228		9	<b>1'41.711</b>	28.430	28.747	26.252	18.282	212.3		
10	1'41.559 *	28.324	28.786	26.246*	18.203*	216.2	10	<b>1'41.854</b>	28.342	28.858	26.299	18.355	212.3		
11	<b>1'41.065</b>	28.161	<b>28.637</b>	25.975	18.292	215.5	11	<b>1'41.533</b>	28.387	28.768	26.134	18.244	212.3		
12	1'42.514 P	28.186	28.763	26.417	19.148	216.8	12	1'41.413 *	28.274	28.808	26.161	18.170*	213.0		
13	5'10.055 *	38.404	29.432	26.402	18.270*		13	1'43.450 P	29.57*	29.846	26.236*	17.796	212.3		
14	<b>1'40.824</b>	<b>28.114</b>	28.748	<b>25.851</b>	18.111	218.1	14	6'15.843 *	31.229	29.229	26.288*	18.260			
15	1'50.440 *	29.38*	35.743	26.475*	18.836*	218.1	15	<b>1'40.997</b>	28.161	<b>28.745</b>	25.979	<b>18.112</b>	<b>215.5</b>		
							16	<b>1'41.114</b>	<b>28.146</b>	28.869	<b>25.960</b>	18.139	213.6		
<b>13th</b>	<b>36</b>	<b>Angel PIQUERAS</b>				Leopard Racing SPA			<b>16th</b>	<b>72</b>	<b>Taiyo FURUSATO</b>				Honda Team Asia JPN
		Runs=2	Total laps=14	Full laps=11	Valid laps=5				Runs=2	Total laps=16	Full laps=13	Valid laps=7			
1	2'09.185	34.153	30.389	27.958	18.766		1	2'46.258	35.467	29.517	26.817	19.041			
2	1'42.293 *	28.411	28.984	26.459	18.439*	<b>217.5</b>	2	<b>1'42.129</b>	28.594	28.940	26.224	18.371	213.6		
3	1'41.979 *	28.608	28.864	26.200	18.307*	214.9	3	<b>1'41.553</b>	28.326	28.803	26.184	18.240	214.9		
4	<b>1'41.664</b>	28.250	28.898	26.256	18.260	215.5	4	1'41.464 *	28.269	28.749	26.094	18.352*	214.9		
5	1'41.160 *	28.09*	28.768	26.130	<b>18.168</b>	215.5	5	1'41.889 *	28.36*	28.945	26.311	18.269	215.5		
6	<b>1'41.176</b>	28.098	28.749	26.147	18.182	215.5	6	1'41.380 *	28.197	28.743	26.105	18.335*	216.2		
7	<b>1'41.157</b>	28.041	28.791	26.095	18.230	215.5	7	1'45.130 *	29.60*	30.479	26.593	18.450*	215.5		
8	1'43.219 *	28.30*	28.924	27.383	18.606	215.5	8	<b>1'41.492</b>	28.283	28.776	<b>26.066</b>	18.367	216.2		
9	1'41.636 P	28.40*	28.984	26.927	17.320	214.9	9	1'48.016 *	31.12*	32.144*	26.434	18.317	214.2		
10	13'57.012 *	34.705	29.664	26.609	18.373*		10	<b>1'41.252</b>	<b>28.140</b>	28.779	26.194	18.139	<b>216.8</b>		
11	1'42.160 *	28.53*	28.989	26.250	18.382	213.6	11	1'45.814 P	29.45*	31.319	27.255	17.783	216.2		
12	<b>1'41.254</b>	28.049	28.713	26.225	18.267	214.2	12	8'17.742	32.302	29.960	26.500	18.423			
13	<b>1'40.858</b>	27.964	28.576	26.143	18.175	214.2	13	<b>1'42.300</b>	28.552	29.052	26.343	18.353	212.3		
14	1'40.553 *	<b>27.879</b>	<b>28.449</b>	<b>26.069</b>	18.156*	214.9	14	<b>1'41.291</b>	28.239	28.678	26.085	18.289	213.0		
<b>14th</b>	<b>12</b>	<b>Jacob ROULSTONE</b>				Red Bull GASGAS Te AUS			15	1'42.068 *	28.25*	28.837	26.511	18.463	213.6
		Runs=2	Total laps=17	Full laps=14	Valid laps=11				16	<b>1'41.025</b>	28.197	<b>28.620</b>	26.123	<b>18.085</b>	213.6
1	2'56.091	31.191	29.863	26.321	18.543										
2	<b>1'41.848</b>	28.438	29.147	26.010	18.253	216.2									
3	<b>1'41.588</b>	28.198	28.919	26.137	18.334	216.8									
4	<b>1'41.369</b>	28.280	28.917	25.877	18.295	216.8									
5	<b>1'41.835</b>	28.330	29.008	26.184	18.313	<b>218.8</b>									
6	1'42.161 *	28.34*	29.107	26.504	18.209*	214.9									
7	<b>1'41.037</b>	28.170	28.913	<b>25.848</b>	<b>18.106</b>	217.5									
8	<b>1'40.923</b>	<b>28.080</b>	28.777	25.923	18.143	218.1									
9	<b>1'41.476</b>	28.115	28.913	26.173	18.275	218.8									
10	1'41.273 P	28.271	29.567	26.753	16.682	216.2									
11	7'37.825	31.736	29.521	26.519	18.440										
12	1'42.208 *	28.409	29.066	26.421	18.312*	212.3									
13	<b>1'41.416</b>	28.449	28.812	25.999	18.156	212.3									
14	<b>1'41.505</b>	28.145	28.829	26.225	18.306	214.2									
15	<b>1'42.427</b>	28.304	28.877	26.027	19.219	216.2									
16	<b>1'40.900</b>	28.104	28.799	25.862	18.135	217.5									
17	1'40.945 *	28.083	<b>28.720</b>	26.030*	18.112	215.5									
<b>17th</b>	<b>54</b>	<b>Riccardo ROSSI</b>				CIP Green Power ITA									
		Runs=2	Total laps=15	Full laps=12	Valid laps=5										
1	2'38.338	42.785	32.577	26.902	18.590										
2	1'42.946 *	28.761	29.326	26.387	18.472*	213.0									
3	<b>1'42.136</b>	28.647	28.976	26.181	18.332	214.2									
4	<b>1'41.869</b>	28.386	29.068	26.141	18.274	215.5									
5	1'50.147 *	30.78*	32.567	28.239	18.559	<b>217.5</b>									
6	1'42.819 *	28.568	29.219	26.513	18.519*	216.8									
7	1'42.314 *	28.54*	29.078	26.259	18.431*	213.6									
8	1'44.887 *	29.071	31.238	26.320	18.258*	214.9									
9	<b>1'41.563</b>	28.265	28.849	26.153	18.296	216.2									
10	1'45.314 P	30.40*	30.218	27.143	17.552	214.2									
11	11'01.501	44.537	31.424	29.257	19.314										
12	1'41.606 *	28.28*	28.918	26.201	18.204	215.5									
13	1'45.972 *	28.354	29.052	26.917	21.649*	212.3									
14	<b>1'41.187</b>	28.184	<b>28.743</b>	<b>26.034</b>	18.226	215.5									

**Fastest Lap:** Jose Antonio RUEDA Red Bull KTM Ajo SPA **1'40.171** 27.900 28.528 25.791 17.952

These data/results cannot be reproduced, stored and/or transmitted in whole or in part by any manner of electronic, mechanical, photocopying, recording, broadcasting or otherwise now known or herein after developed without the previous express consent by the copyright owner, except for reproduction in daily press and regular printed publications on sale to the public within 60 days of the event related to those data/results and always provided that copyright symbol appears together as follows below.  
© DORNA, 2024

## Practice Nr. 1

## Moto3

Lap	Lap Time	T1	T2	T3	T4	Speed	Lap	Lap Time	T1	T2	T3	T4	Speed				
15	1'41.089	28.165	28.802	26.042	18.080	214.9	<b>21st</b>	<b>22</b>	<b>David ALMANSA</b>	Kopron Rivacold Snip	SPA	Runs=2	Total laps=15	Full laps=12	Valid laps=7		
<b>18th</b>	<b>19</b>	<b>Scott OGDEN</b>	Fibre Tec Honda - ML				GBR	1	2'47.660	32.995	29.810	26.646	18.682				
		Runs=2	Total laps=17	Full laps=14	Valid laps=12		2	1'43.641	* 28.858	29.573	26.541	18.669*	213.6				
1	2'34.702	37.080	30.844	26.394	18.702		3	<b>1'42.905</b>	28.598	29.241	26.418	18.648	213.6				
2	<b>1'43.034</b>	28.714	29.447	26.407	18.466	216.8	4	1'43.899	* 29.744	29.258	26.282	18.615*	213.0				
3	<b>1'42.310</b>	28.473	29.154	26.269	18.414	211.7	5	<b>1'42.359</b>	28.455	29.080	26.348	18.476	216.8				
4	<b>1'42.216</b>	28.377	29.053	26.336	18.450	211.1	6	1'45.445	* 28.715	32.011	26.241	18.478*	214.2				
5	<b>1'45.930</b>	29.946	29.651	27.745	18.588	209.3	7	1'42.756	* 28.593	29.230	26.380	18.553*	213.6				
6	<b>1'42.070</b>	28.291	29.012	26.337	18.430	213.6	8	<b>1'44.936</b>	28.693	29.272	27.411	19.560	213.0				
7	1'42.102	* 28.31*	29.016	26.302	18.473	210.5	9	1'41.842	P 29.056	29.268	27.124	16.394	213.0				
8	1'45.551	* 30.14*	29.784	27.018*	18.603	211.1	10	10'55.791	32.640	30.985	26.370	18.723					
9	<b>1'42.203</b>	28.400	29.099	26.257	18.447	211.1	11	1'41.571	28.396	28.922	26.002	18.251	217.5				
10	<b>1'42.052</b>	28.386	28.934	26.282	18.450	211.1	12	<b>1'41.718</b>	28.326	28.941	26.196	18.255	215.5				
11	<b>1'41.782</b>	28.303	28.929	26.180	18.370	211.7	13	1'43.567	* 28.59*	29.954	26.408	18.607	216.8				
12	1'45.876	P 30.34*	30.239	27.602	17.686	212.3	14	<b>1'42.759</b>	28.278	29.082	26.580	18.819	216.2				
13	7'44.812	30.832	29.037	26.196	18.267		15	<b>1'41.665</b>	28.359	28.980	26.045	18.281	218.1				
14	1'41.309	28.180	28.838	25.998	18.293	216.2	<b>22nd</b>	<b>55</b>	<b>Noah DETTWILER</b>	CIP Green Power	SWI	Runs=2	Total laps=14	Full laps=11	Valid laps=8		
15	<b>1'41.651</b>	28.056	28.959	26.313	18.323	216.2	1	2'35.919	44.447	31.092	26.465	18.979					
16	<b>1'41.616</b>	28.247	28.923	26.226	18.220	214.2	2	<b>1'43.001</b>	28.742	29.313	26.358	18.588	213.6				
17	<b>1'42.115</b>	28.637	29.112	26.121	18.245	214.9	3	<b>1'42.764</b>	28.709	29.147	26.351	18.557	214.2				
<b>19th</b>	<b>85</b>	<b>Xabi ZURUTUZA</b>	Red Bull KTM Ajo				SPA	4	<b>1'42.505</b>	28.664	29.055	26.320	18.466	213.0			
		Runs=3	Total laps=12	Full laps=7	Valid laps=4		5	<b>1'45.931</b>	30.864	29.773	26.525	18.769	211.7				
1	2'09.123	31.765	30.159	27.293	18.771		6	1'46.230	* 28.631	29.054	28.622	19.923*	214.9				
2	1'43.174	* 28.96*	29.258	26.402	18.551	215.5	7	<b>1'42.177</b>	28.534	29.088	26.087	18.468	214.2				
3	<b>1'42.788</b>	28.724	29.164	26.369	18.531	213.6	8	1'43.072	* 28.766	29.166	26.254	18.886*	218.8				
4	<b>1'42.349</b>	28.440	29.022	26.414	18.473	213.0	9	<b>1'42.678</b>	28.693	29.133	26.265	18.587	215.5				
5	<b>1'42.079</b>	28.302	28.916	26.323	18.538	215.5	10	1'41.098	P 30.369	29.098	26.412	15.219	211.7				
6	1'43.638	* 28.88*	29.960	26.305	18.485*	213.0	11	11'08.571	43.382	32.115	29.135	19.503					
7	1'40.230	P 28.325	29.337	26.415	16.153	216.2	12	1'42.061	* 28.44*	28.921	26.132	18.565	218.1				
8	10'45.198	34.434	29.398	26.564	18.575		13	<b>1'41.676</b>	28.305	28.894	26.257	18.220	215.5				
9	1'40.977	P 28.52*	29.540	27.149	15.760	213.6	14	1'41.611	28.272	29.005	26.087	18.247	216.2				
10	7'50.924	27.350	29.266	26.457	18.421		unfinished	28.328	28.945	26.305		217.5					
11	1'41.318	* 27.95*	28.904	26.149	18.314	215.5	<b>23rd</b>	<b>7</b>	<b>Filippo FARIOLI</b>	SIC58 Squadra Corse	ITA	Runs=2	Total laps=16	Full laps=13	Valid laps=4		
12	<b>1'41.442</b>	28.271	28.933	25.989	18.249	220.1	1	2'35.617	37.657	30.916	26.910	18.724					
<b>20th</b>	<b>10</b>	<b>Nicola CARRARO</b>	LEVELUP - MTA				ITA	2	1'44.137	* 28.736	29.403	26.823	19.175*	213.0			
		Runs=3	Total laps=15	Full laps=10	Valid laps=3		3	<b>1'42.465</b>	28.679	29.136	26.179	18.471	212.3				
1	2'38.901	36.629	30.287	26.942	18.927		4	1'46.493	* 31.32*	30.219	26.473	18.478*	214.2				
2	1'43.422	* 28.90*	29.597	26.455	18.470*	215.5	5	1'47.155	* 28.58*	29.387	28.729	20.450	213.6				
3	1'42.886	* 28.656	29.320	26.360	18.550*	216.2	6	<b>1'42.534</b>	28.572	29.321	26.218	18.423	214.9				
4	1'46.775	* 29.83*	30.238	27.226	19.479*	211.7	7	<b>1'42.261</b>	28.556	29.123	26.108	18.474	214.2				
5	1'43.182	* 29.002	29.174	26.361*	18.645*	214.9	8	1'42.058	* 28.48*	29.067	26.120	18.382	218.8				
6	1'45.255	* 28.78*	30.643	27.193	18.639*	216.2	9	1'41.766	28.424	28.868	26.119	18.355	213.6				
7	1'42.467	P 29.00*	29.774	27.221	16.469	215.5	10	1'47.872	* 30.11*	29.956	29.146	18.656	216.8				
8	4'41.288	* 31.873	29.426	26.752	18.852*		11	1'38.767	P 28.619	29.078	26.464	14.606	214.2				
9	<b>1'43.164</b>	28.957	29.105	26.457	18.645	211.7	12	9'26.281	* 30.451	29.508	26.291	18.567*					
10	1'39.949	P 28.811	29.188	26.649	15.301	213.0	13	1'42.173	* 28.520	29.089	26.214	18.350*	213.0				
11	8'02.892	40.354	31.921	29.953	19.388		14	1'45.273	* 30.30*	29.513	26.443	19.010*	211.7				
12	<b>1'46.017</b>	28.736	30.128	26.364	20.789	212.3	15	1'42.641	* 28.72*	29.254	26.227	18.435*	211.1				
13	1'42.523	* 28.68*	28.986	26.235	18.613*	221.5	16	1'42.324	* 28.485	29.054	26.127	18.658*	212.3				
14	1'41.921	* 28.478	28.903	26.115	18.425*	216.8											
15	<b>1'41.525</b>	28.396	28.780	26.040	18.309	218.8											

**Fastest Lap:** Jose Antonio RUEDA Red Bull KTM Ajo SPA **1'40.171** 27.900 28.528 25.791 17.952

These data/results cannot be reproduced, stored and/or transmitted in whole or in part by any manner of electronic, mechanical, photocopying, recording, broadcasting or otherwise now known or herein after developed without the previous express consent by the copyright owner, except for reproduction in daily press and regular printed publications on sale to the public within 60 days of the event related to those data/results and always provided that copyright symbol appears together as follows below.  
© DORNA, 2024

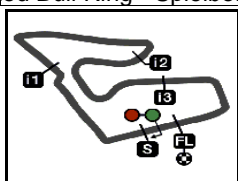
## Practice Nr. 1

Moto3

Lap	Lap Time	T1	T2	T3	T4	Speed	Lap	Lap Time	T1	T2	T3	T4	Speed
<b>24th</b>	<b>5</b>	<b>Tatchakorn BUASRI</b> Honda Team Asia THA					<b>27th</b>	<b>21</b>	<b>Vicente PEREZ</b> Fibre Tec Honda - ML SPA				
	Runs=3	Total laps=13		Full laps=8		Valid laps=4		Runs=2	Total laps=16		Full laps=13		Valid laps=3
1	2'39.279	33.558	30.083	26.786	18.901		1	2'34.608	39.652	30.804	26.722	18.678	
2	1'42.484 *	28.569	29.073	26.363	18.479*	217.5	2	1'44.056 *	29.528	29.344	26.547	18.637*	216.2
3	<b>1'42.381</b>	28.590	29.079	26.284	18.428	216.8	3	1'43.185 *	28.911	29.450	26.376	18.448*	213.6
4	<b>1'41.791</b>	28.452	28.989	<b>26.085</b>	<b>18.265</b>	215.5	4	<b>1'42.809</b>	28.858	29.144	26.344	18.463	215.5
5	1'42.395 *	28.473	29.061*	26.280	18.581	216.8	5	1'44.841 *	29.683	29.729	26.888*	18.541*	214.9
6	2'21.374 P	28.377	29.038	1'08.863	15.096	<b>218.1</b>	6	1'45.603 *	28.825	29.274	28.554	18.950*	214.2
7	8'45.472 *	32.397	29.641	26.991	18.737*		7	<b>1'43.237</b>	28.840	29.363	26.442	18.592	213.6
8	<b>1'43.102</b>	28.679	29.031	26.897	18.495	213.0	8	1'42.746 *	28.76*	<b>29.068</b>	26.461	18.453*	214.9
9	1'39.908 P	28.783	29.181	26.730	15.214	212.3	9	1'46.121 *	28.661	31.008	28.016	18.436*	213.6
10	7'02.817	32.664	30.275	26.690	18.360		10	1'42.712 *	28.691	29.080	26.447	18.494*	215.5
11	1'41.783 *	28.302	<b>28.968</b>	26.233	18.280*	216.2	11	1'47.546 P	31.31*	<b>30.974</b>	<b>28.078</b>	17.175	211.7
12	1'42.239 *	<b>28.286</b>	29.166	26.321	18.466*	215.5	12	9'17.756 *	31.527	29.087	26.307	18.234*	
13	<b>1'42.310</b>	28.466	28.969	26.355	18.520	214.9	13	1'45.112 *	28.70*	30.781	27.198	18.431*	214.2
							14	1'42.862 *	28.666	29.328	26.439	18.429*	215.5
<b>25th</b>	<b>34</b>	<b>Jakob ROSENTHAL</b> Liqui Moly Husqvarna AUT					15	1'42.503 *	<b>28.558</b>	29.195	26.323	18.427*	215.5
	Runs=2	Total laps=17		Full laps=14		Valid laps=7	16	<b>1'42.487</b>	28.665	29.115	<b>26.298</b>	<b>18.409</b>	214.2
1	2'39.610	36.156	30.615	26.547	18.688								
2	<b>1'42.822</b>	28.668	29.398	26.320	18.436	214.2							
3	<b>1'42.771</b>	28.587	29.379	26.320	18.485	215.5							
4	1'43.035 *	28.73*	29.520	26.231	18.548	211.1							
5	1'43.029 *	28.67*	29.450	26.388	18.513	211.7							
6	1'44.261 *	28.685	29.361	27.268	18.947*	212.3							
7	<b>1'42.872</b>	28.615	29.378	26.467	18.412	212.3							
8	<b>1'43.101</b>	28.796	29.603	26.207	18.495	214.2							
9	<b>1'42.859</b>	28.619	<b>29.108</b>	26.413	18.719	214.2							
10	1'43.218 *	28.839	29.399	26.486	18.494*	213.6							
11	1'41.675 P	29.47*	29.882	27.233	15.084	211.1							
12	7'40.684 *	36.146	30.834	27.482	18.616*								
13	<b>1'42.944</b>	28.516	29.794	26.481	<b>18.153</b>	212.3							
14	1'41.748 *	<b>28.353</b>	29.119	26.059*	18.217	216.2							
15	1'42.201 *	28.401	29.164	26.101	18.535*	<b>217.5</b>							
16	1'43.431 *	28.71*	29.947	26.345	18.429	211.7							
17	<b>1'41.988</b>	28.444	29.205	<b>26.064</b>	18.275	213.0							
<b>26th</b>	<b>58</b>	<b>Luca LUNETTA</b> SIC58 Squadra Corse ITA											
	Runs=2	Total laps=16		Full laps=13		Valid laps=5							
1	2'34.375	35.761	31.207	26.848	18.732								
2	1'45.548 *	28.997	29.891	26.896	19.764*	212.3							
3	1'43.120 *	28.677	29.320	26.475	18.648*	214.9							
4	1'46.000 *	28.615	30.175	27.088	20.122*	215.5							
5	1'45.255 *	28.56*	29.294	28.210	19.182	216.2							
6	1'44.317 *	28.73*	29.157	26.871	19.557	208.6							
7	<b>1'42.389</b>	28.532	29.317	26.202	<b>18.338</b>	216.2							
8	<b>1'42.851</b>	28.652	29.331	26.354	18.514	<b>217.5</b>							
9	1'45.809 *	29.34*	31.131	26.732	18.598	216.2							
10	<b>1'42.130</b>	<b>28.431</b>	<b>29.059</b>	26.218	18.422	215.5							
11	1'47.094 P	30.70*	32.221	27.292	16.873	213.0							
12	9'17.690 *	29.840	29.564	26.602	18.387*								
13	<b>1'43.350</b>	29.055	29.593	26.318	18.384	211.7							
14	1'45.112 *	28.649	30.181	26.817	19.465*	214.2							
15	<b>1'42.913</b>	28.892	29.194	26.377	18.450	213.6							
16	1'42.294 *	28.623	29.128	<b>26.189</b>	18.354*	214.2							

**Fastest Lap:** Jose Antonio RUEDA Red Bull KTM Ajo SPA **1'40.171** 27.900 28.528 25.791 17.952

These data/results cannot be reproduced, stored and/or transmitted in whole or in part by any manner of electronic, mechanical, photocopying, recording, broadcasting or otherwise now known or herein after developed without the previous express consent by the copyright owner, except for reproduction in daily press and regular printed publications on sale to the public within 60 days of the event related to those data/results and always provided that copyright symbol appears together as follows below.  
© DORNA, 2024



4348 m.

## MOTORRAD GRAND PRIX VON ÖSTERREICH

## Practice Nr. 1

## Best Partial Times

Moto3™

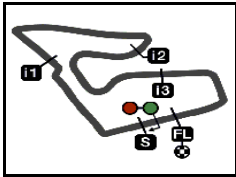
IT Ideal Lap Time, sum of the best partial times

BT Best Lap Time

T1		T2		T3		T4				IT		BT	
Pos	Rider	Time	Rider	Time	Rider	Time	Rider	Time	Pos	Rider	IT	BT	
1	J.KELSO	27.763	A.PIQUERAS	28.449	D.ALONSO	25.694	C.VEIJER	17.916	1	J.RUEDA	1'40.044	1'40.171	(1)
2	J.RUEDA	27.773	J.KELSO	28.464	R.YAMANAKA	25.703	J.RUEDA	17.952	2	D.ALONSO	1'40.089	1'40.222	(2)
3	D.ALONSO	27.820	C.VEIJER	28.505	I.ORTOLA	25.743	D.ALONSO	18.000	3	C.VEIJER	1'40.146	1'40.240	(3)
4	A.PIQUERAS	27.879	J.RUEDA	28.528	S.NEPA	25.768	I.ORTOLA	18.002	4	J.KELSO	1'40.172	1'40.289	(4)
5	J.ESTEBAN	27.893	S.NEPA	28.557	J.RUEDA	25.791	D.HOLGADO	18.004	5	S.NEPA	1'40.322	1'40.429	(5)
6	C.VEIJER	27.927	D.ALONSO	28.575	D.HOLGADO	25.796	J.KELSO	18.018	6	I.ORTOLA	1'40.388	1'40.525	(6)
7	I.ORTOLA	27.942	D.MUÑOZ	28.589	C.VEIJER	25.798	S.NEPA	18.027	7	D.HOLGADO	1'40.502	1'40.672	(9)
8	D.MUÑOZ	27.946	T.FURUSATO	28.620	J.ROULSTONE	25.848	M.BERTELLE	18.040	8	R.YAMANAKA	1'40.534	1'40.640	(8)
9	S.NEPA	27.970	T.SUZUKI	28.637	T.SUZUKI	25.851	R.ROSSI	18.080	9	A.PIQUERAS	1'40.565	1'40.858	(13)
10	M.BERTELLE	28.000	J.ESTEBAN	28.645	M.BERTELLE	25.883	T.FURUSATO	18.085	10	D.MUÑOZ	1'40.568	1'40.568	(7)
11	R.YAMANAKA	28.024	D.HOLGADO	28.668	J.ESTEBAN	25.895	T.SUZUKI	18.090	11	J.ESTEBAN	1'40.608	1'40.741	(10)
12	D.HOLGADO	28.034	M.BERTELLE	28.697	D.MUÑOZ	25.921	R.YAMANAKA	18.093	12	M.BERTELLE	1'40.620	1'40.788	(11)
13	S.OGDEN	28.056	I.ORTOLA	28.701	J.KELSO	25.927	J.ROULSTONE	18.106	13	T.SUZUKI	1'40.692	1'40.824	(12)
14	J.ROULSTONE	28.080	R.YAMANAKA	28.714	A.FERNANDEZ	25.960	A.FERNANDEZ	18.112	14	J.ROULSTONE	1'40.754	1'40.900	(14)
15	T.SUZUKI	28.114	J.ROULSTONE	28.720	X.ZURUTUZA	25.989	D.MUÑOZ	18.112	15	T.FURUSATO	1'40.911	1'41.025	(16)
16	T.FURUSATO	28.140	R.ROSSI	28.743	S.OGDEN	25.998	J.ROSENTHALE	18.153	16	A.FERNANDEZ	1'40.963	1'40.997	(15)
17	A.FERNANDEZ	28.146	A.FERNANDEZ	28.745	D.ALMANSA	26.002	A.PIQUERAS	18.168	17	R.ROSSI	1'41.022	1'41.089	(17)
18	R.ROSSI	28.165	N.CARRARO	28.780	R.ROSSI	26.034	J.ESTEBAN	18.175	18	S.OGDEN	1'41.112	1'41.309	(18)
19	X.ZURUTUZA	28.271	S.OGDEN	28.838	N.CARRARO	26.040	S.OGDEN	18.220	19	X.ZURUTUZA	1'41.413	1'41.442	(19)
20	N.DETTWILER	28.272	F.FARIOLI	28.868	J.ROSENTHALE	26.064	N.DETTWILER	18.220	20	D.ALMANSA	1'41.453	1'41.571	(21)
21	D.ALMANSA	28.278	N.DETTWILER	28.894	T.FURUSATO	26.066	X.ZURUTUZA	18.249	21	N.DETTWILER	1'41.473	1'41.611	(22)
22	T.BUASRI	28.286	X.ZURUTUZA	28.904	A.PIQUERAS	26.069	D.ALMANSA	18.251	22	N.CARRARO	1'41.525	1'41.525	(20)
23	J.ROSENTHALER	28.353	D.ALMANSA	28.922	T.BUASRI	26.085	T.BUASRI	18.265	23	T.BUASRI	1'41.604	1'41.791	(24)
24	N.CARRARO	28.396	T.BUASRI	28.968	N.DETTWILER	26.087	N.CARRARO	18.309	24	J.ROSENTHALER	1'41.678	1'41.988	(25)

These data/results cannot be reproduced, stored and/or transmitted in whole or in part by any manner of electronic, mechanical, photocopying, recording, broadcasting or otherwise now known or herein after developed without the previous express consent by the copyright owner, except for reproduction in daily press and regular printed publications on sale to the public within 60 days of the event related to those data/results and always provided that copyright symbol appears together as follows below.  
© DORNA, 2024





4348 m.

## MOTORRAD GRAND PRIX VON ÖSTERREICH

## Practice Nr. 1

## Best Partial Times

Moto3™

*IT* Ideal Lap Time, sum of the best partial times*BT* Best Lap Time

<i>T1</i>		<i>T2</i>		<i>T3</i>		<i>T4</i>				<i>IT</i>	<i>BT</i>	
<i>Pos</i>	<i>Rider</i>	<i>Time</i>	<i>Rider</i>	<i>Time</i>	<i>Rider</i>	<i>Time</i>	<i>Rider</i>	<i>Time</i>	<i>Pos</i>	<i>Rider</i>		
25	F.FARIOLI	28.424	L.LUNETTA	29.059	F.FARIOLI	26.108	L.LUNETTA	18.338	25	F.FARIOLI	1'41.755	1'41.766 (23)
26	L.LUNETTA	28.431	V.PEREZ	29.068	L.LUNETTA	26.189	F.FARIOLI	18.355	26	L.LUNETTA	1'42.017	1'42.130 (26)
27	V.PEREZ	28.558	J.ROSENTHALER	29.108	V.PEREZ	26.298	V.PEREZ	18.409	27	V.PEREZ	1'42.333	1'42.487 (27)

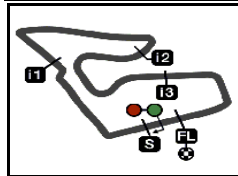
These data/results cannot be reproduced, stored and/or transmitted in whole or in part by any manner of electronic, mechanical, photocopying, recording, broadcasting or otherwise now known or herein after developed without the previous express consent by the copyright owner, except for reproduction in daily press and regular printed publications on sale to the public within 60 days of the event related to those data/results and always provided that copyright symbol appears together as follows below.

© DORNA, 2024

Official MotoGP Timing by TISSOT

www.motogp.com





4348 m.

## MOTORRAD GRAND PRIX VON ÖSTERREICH

## Practice Nr. 1

## Fastest Laps Sequence

<i>Practice Time</i>	 <i>Rider</i>	<i>Nation</i>	<i>Motorcycle</i>	<i>Time</i>	<i>Km/h</i>	<i>Rider's Lap</i>
3'51.158	99 Jose Antonio RUEDA	SPA	KTM	1'42.421	152.8	2
4'28.387	72 Taiyo FURUSATO	JPN	HONDA	1'42.129	153.2	2
4'37.654	96 Daniel HOLGADO	SPA	GASGAS	1'41.758	153.8	2
6'09.940	72 Taiyo FURUSATO	JPN	HONDA	1'41.553	154.1	3
6'10.985	6 Ryusei YAMANAKA	JPN	KTM	1'41.548	154.1	3
7'52.420	6 Ryusei YAMANAKA	JPN	KTM	1'41.435	154.3	4
8'00.799	96 Daniel HOLGADO	SPA	GASGAS	1'41.367	154.4	4
8'55.871	99 Jose Antonio RUEDA	SPA	KTM	1'41.174	154.7	5
10'39.472	95 Collin VEIJER	NED	HUSQVARNA	1'41.042	154.9	5
11'19.445	82 Stefano NEPA	ITA	KTM	1'41.010	154.9	6
12'20.405	95 Collin VEIJER	NED	HUSQVARNA	1'40.933	155.0	6
14'46.555	96 Daniel HOLGADO	SPA	GASGAS	1'40.816	155.2	8
22'03.891	80 David ALONSO	COL	CFMOTO	1'40.767	155.3	12
27'54.058	95 Collin VEIJER	NED	HUSQVARNA	1'40.359	155.9	12
29'34.341	95 Collin VEIJER	NED	HUSQVARNA	1'40.283	156.0	13
31'14.591	95 Collin VEIJER	NED	HUSQVARNA	1'40.250	156.1	14
31'19.188	99 Jose Antonio RUEDA	SPA	KTM	1'40.171	156.2	13

These data/results cannot be reproduced, stored and/or transmitted in whole or in part by any manner of electronic, mechanical, photocopying, recording, broadcasting or otherwise now known or herein after developed without the previous express consent by the copyright owner, except for reproduction in daily press and regular printed publications on sale to the public within 60 days of the event related to those data/results and always provided that copyright symbol appears together as follows below.

© DORNA, 2024