


5900 m.

MONSTER ENERGY BRITISH GRAND PRIX

Free Practice Nr. 1

Classification

3

|  | Rider | Nation | Team | Motorcycle | Time | Lap | Total | Gap | Top Speed | |
|-----------------------------------------------------------------------------------|--------------------------|--------|---------------------------------|------------|-----------------|-----|-------|-------|--------------|--------------|
| 1 | 89 Jorge MARTIN | SPA | Prima Pramac Racing | DUCATI | 1'59.383 | 15 | 16 | | 331.2 | |
| 2 | 12 Maverick VIÑALES | SPA | Aprilia Racing | APRILIA | 1'59.473 | 15 | 15 | 0.090 | 0.090 | 328.2 |
| 3 | 41 Aleix ESPARGARO | SPA | Aprilia Racing | APRILIA | 1'59.719 | 9 | 14 | 0.336 | 0.246 | 333.3 |
| 4 | 43 Jack MILLER | AUS | Red Bull KTM Factory Racing | KTM | 1'59.727 | 14 | 15 | 0.344 | 0.008 | 332.3 |
| 5 | 21 Franco MORBIDELLI | ITA | Prima Pramac Racing | DUCATI | 1'59.803 | 16 | 17 | 0.420 | 0.076 | 327.2 |
| 6 | 23 Enea BASTIANINI | ITA | Ducati Lenovo Team | DUCATI | 1'59.822 | 14 | 17 | 0.439 | 0.019 | 331.2 |
| 7 | 49 Fabio DI GIANNANTONIO | ITA | Pertamina Enduro VR46 Racing Te | DUCATI | 1'59.830 | 11 | 14 | 0.447 | 0.008 | 328.2 |
| 8 | 1 Francesco BAGNAIA | ITA | Ducati Lenovo Team | DUCATI | 1'59.848 | 6 | 15 | 0.465 | 0.018 | 330.2 |
| 9 | 20 Fabio QUARTARARO | FRA | Monster Energy Yamaha MotoGP | YAMAHA | 1'59.863 | 14 | 14 | 0.480 | 0.015 | 327.2 |
| 10 | 93 Marc MARQUEZ | SPA | Gresini Racing MotoGP | DUCATI | 1'59.933 | 11 | 14 | 0.550 | 0.070 | 332.3 |
| 11 | 31 Pedro ACOSTA | SPA | Red Bull GASGAS Tech3 | KTM | 2'00.052 | 11 | 12 | 0.669 | 0.119 | 330.2 |
| 12 | 73 Alex MARQUEZ | SPA | Gresini Racing MotoGP | DUCATI | 2'00.118 | 6 | 17 | 0.735 | 0.066 | 325.3 |
| 13 | 33 Brad BINDER | RSA | Red Bull KTM Factory Racing | KTM | 2'00.180 | 8 | 18 | 0.797 | 0.062 | 332.3 |
| 14 | 72 Marco BEZZECCHI | ITA | Pertamina Enduro VR46 Racing Te | DUCATI | 2'00.252 | 16 | 16 | 0.869 | 0.072 | 327.2 |
| 15 | 42 Alex RINS | SPA | Monster Energy Yamaha MotoGP | YAMAHA | 2'00.450 | 15 | 15 | 1.067 | 0.198 | 326.2 |
| 16 | 30 Takaaki NAKAGAMI | JPN | IDEMITSU Honda LCR | HONDA | 2'00.501 | 14 | 16 | 1.118 | 0.051 | 327.2 |
| 17 | 88 Miguel OLIVEIRA | POR | Trackhouse Racing | APRILIA | 2'00.502 | 5 | 16 | 1.119 | 0.001 | 328.2 |
| 18 | 37 Augusto FERNANDEZ | SPA | Red Bull GASGAS Tech3 | KTM | 2'00.695 | 16 | 16 | 1.312 | 0.193 | 328.2 |
| 19 | 5 Johann ZARCO | FRA | CASTROL Honda LCR | HONDA | 2'00.699 | 6 | 16 | 1.316 | 0.004 | 327.2 |
| 20 | 10 Luca MARINI | ITA | Repsol Honda Team | HONDA | 2'00.711 | 17 | 17 | 1.328 | 0.012 | 329.2 |
| 21 | 25 Raul FERNANDEZ | SPA | Trackhouse Racing | APRILIA | 2'00.909 | 14 | 16 | 1.526 | 0.198 | 325.3 |
| 22 | 36 Joan MIR | SPA | Repsol Honda Team | HONDA | 2'01.076 | 9 | 15 | 1.693 | 0.167 | 324.3 |
| 23 | 87 Remy GARDNER | AUS | Monster Energy Yamaha MotoGP | YAMAHA | 2'03.047 | 12 | 17 | 3.664 | 1.971 | 326.2 |

Practice condition: Dry

Air: 21°

Humidity: 71%

Ground: 30°

| | | | | |
|-----------------------------|---------|---------------------|-----------------|------------|
| Fastest Lap: | Lap: 15 | Jorge MARTIN | 1'59.383 | 177.9 Km/h |
| Best Race Lap: | 2022 | Alex RINS | 1'59.346 | 177.9 Km/h |
| All-Time Lap Record: | 2022 | Johann ZARCO | 1'57.767 | 180.3 Km/h |

The results are provisional until the end of the limit for protest and appeals.

Time limit for protest expires 60' after publication of the results - Time:

These data/results cannot be reproduced, stored and/or transmitted in whole or in part by any manner of electronic, mechanical, photocopying, recording, broadcasting or otherwise now known or herein after developed without the previous express consent by the copyright owner, except for reproduction in daily press and regular printed publications on sale to the public within 60 days of the event related to those data/results and always provided that copyright symbol appears together as follows below.

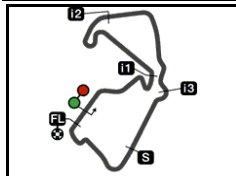
© DORNA, 2024

Official MotoGP Timing by TISSOT

www.motogp.com

Silverstone, Friday, August 02, 2024





5900 m.

MONSTER ENERGY BRITISH GRAND PRIX

Free Practice Nr. 1

Top Speed & Average

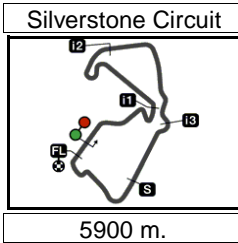
4



| Rider | Nation | Motorcycle | Top 5 speeds | | | | | Average | Top |
|--------------------------|--------|------------|--------------|-------|-------|-------|-------|---------|-------|
| 41 Aleix ESPARGARO | SPA | APRILIA | 333.3 | 331.2 | 327.2 | 327.2 | 327.2 | 328.9 | 333.3 |
| 33 Brad BINDER | RSA | KTM | 332.3 | 331.2 | 331.2 | 331.2 | 331.2 | 331.4 | 332.3 |
| 43 Jack MILLER | AUS | KTM | 332.3 | 331.2 | 330.2 | 330.2 | 330.2 | 330.8 | 332.3 |
| 93 Marc MARQUEZ | SPA | DUCATI | 332.3 | 328.2 | 328.2 | 328.2 | 327.2 | 328.6 | 332.3 |
| 23 Enea BASTIANINI | ITA | DUCATI | 331.2 | 331.2 | 329.2 | 329.2 | 329.2 | 330.0 | 331.2 |
| 89 Jorge MARTIN | SPA | DUCATI | 331.2 | 329.2 | 327.2 | 327.2 | 327.2 | 328.4 | 331.2 |
| 1 Francesco BAGNAIA | ITA | DUCATI | 330.2 | 330.2 | 330.2 | 329.2 | 329.2 | 329.8 | 330.2 |
| 31 Pedro ACOSTA | SPA | KTM | 330.2 | 330.2 | 329.2 | 328.2 | 328.2 | 328.9 | 330.2 |
| 10 Luca MARINI | ITA | HONDA | 329.2 | 329.2 | 325.3 | 325.3 | 324.3 | 325.8 | 329.2 |
| 12 Maverick VIÑALES | SPA | APRILIA | 328.2 | 328.2 | 326.2 | 325.3 | 324.3 | 326.4 | 328.2 |
| 37 Augusto FERNANDEZ | SPA | KTM | 328.2 | 326.2 | 326.2 | 326.2 | 326.2 | 326.5 | 328.2 |
| 49 Fabio DI GIANNANTONIO | ITA | DUCATI | 328.2 | 327.2 | 326.2 | 326.2 | 324.3 | 325.6 | 328.2 |
| 88 Miguel OLIVEIRA | POR | APRILIA | 328.2 | 325.3 | 325.3 | 325.3 | 325.3 | 325.9 | 328.2 |
| 5 Johann ZARCO | FRA | HONDA | 327.2 | 327.2 | 327.2 | 327.2 | 327.2 | 327.2 | 327.2 |
| 20 Fabio QUARTARARO | FRA | YAMAHA | 327.2 | 326.2 | 325.3 | 325.3 | 324.3 | 325.4 | 327.2 |
| 21 Franco MORBIDELLI | ITA | DUCATI | 327.2 | 326.2 | 325.3 | 324.3 | 324.3 | 324.9 | 327.2 |
| 30 Takaaki NAKAGAMI | JPN | HONDA | 327.2 | 325.3 | 325.3 | 324.3 | 324.3 | 325.1 | 327.2 |
| 72 Marco BEZZECCHI | ITA | DUCATI | 327.2 | 327.2 | 327.2 | 326.2 | 326.2 | 326.6 | 327.2 |
| 42 Alex RINS | SPA | YAMAHA | 326.2 | 326.2 | 326.2 | 326.2 | 326.2 | 326.2 | 326.2 |
| 87 Remy GARDNER | AUS | YAMAHA | 326.2 | 325.3 | 324.3 | 323.3 | 321.4 | 323.3 | 326.2 |
| 25 Raul FERNANDEZ | SPA | APRILIA | 325.3 | 325.3 | 323.3 | 322.3 | 321.4 | 322.9 | 325.3 |
| 73 Alex MARQUEZ | SPA | DUCATI | 325.3 | 325.3 | 323.3 | 323.3 | 322.3 | 323.4 | 325.3 |
| 36 Joan MIR | SPA | HONDA | 324.3 | 323.3 | 322.3 | 321.4 | 321.4 | 322.5 | 324.3 |

These data/results cannot be reproduced, stored and/or transmitted in whole or in part by any manner of electronic, mechanical, photocopying, recording, broadcasting or otherwise now known or herein after developed without the previous express consent by the copyright owner, except for reproduction in daily press and regular printed publications on sale to the public within 60 days of the event related to those data/results and always provided that copyright symbol appears together as follows below.

© DORNA, 2024



MONSTER ENERGY BRITISH GRAND PRIX

Free Practice Nr. 1

Chronological Analysis of Performances

5

* Lap / Sector time cancelled

T1 Time from finish line to 1st intermediate

T3 Time from 2nd intermed. to 3rd intermed.

P Crossing the finish line in pit lane

T2 Time from 1st intermed. to 2nd intermed.

T4 Time from 3rd intermediate to finish line

**Tyre data subject to further updates

| Lap | Lap Time | T1 | T2 | T3 | T4 | Speed | Lap | Lap Time | T1 | T2 | T3 | T4 | Speed |
|-------------------------------------------------|-------------|------------------|--------------|------------------|--------------|-------|---------------------------------------------------------------|------------|--------|---------|--------|---------|-------|
| 1st 89 Jorge MARTIN DUCATI SPA | | | | | | | Run # 3 Front Tyre Slick-Medium Rear Tyre Slick-Medium | | | | | | |
| Prima Pramac Racing | | | | | | | 11 Laps at start 11 Laps at start | | | | | | |
| Runs=3 Total laps=16 Full laps=11 Valid laps=10 | | | | | | | | | | | | | |
| Run # | 1 | Front Tyre | Slick-Soft | Rear Tyre | Slick-Medium | | 12 | 9'31.541 * | 31.226 | 32.196* | 24.031 | 38.702 | 322.3 |
| | | New Tyre | | New Tyre | | | 13 | 2'00.106 | 27.347 | 30.682 | 23.415 | 38.662 | 323.3 |
| 1 | 2'35.781 | 30.197 | 32.080 | 24.975 | 39.872 | 313.0 | 14 | 2'00.027 * | 27.253 | 30.416 | 23.361 | 38.997* | 322.3 |
| 2 | 2'02.615 | 28.151 | 31.011 | 24.273 | 39.180 | 313.9 | 15 | 1'59.473 | 27.368 | 30.276 | 23.343 | 38.486 | 328.2 |
| 3 | 2'01.097 | 27.850 | 30.826 | 23.680 | 38.741 | 325.3 | | | | | | | |
| 4 | 2'13.452 | 37.206 | 31.994 | 24.890 | 39.362 | 318.5 | | | | | | | |
| 5 | 2'01.375 * | 28.496 | 30.597 | 23.723* | 38.559 | 327.2 | | | | | | | |
| 6 | 2'05.520 P | 29.718 | 30.897 | 24.059 | 40.846 | 326.2 | | | | | | | |
| Run # | 2 | Front Tyre | Slick-Soft | Rear Tyre | Slick-Medium | | | | | | | | |
| | | 6 Laps at start | | 6 Laps at start | | | | | | | | | |
| 7 | 8'16.360 | 29.557 | 31.372 | 24.189 | 38.677 | 323.3 | | | | | | | |
| 8 | 2'04.622 | 27.580 | 31.011 | 24.132 | 41.899 | 312.1 | | | | | | | |
| 9 | 1'59.799 | 27.434 | 30.337 | 23.446 | 38.582 | 326.2 | | | | | | | |
| 10 | 1'59.627 | 27.406 | 30.322 | 23.410 | 38.489 | 325.3 | | | | | | | |
| 11 | 2'03.352 | 30.228 | 30.494 | 23.496 | 39.134 | 326.2 | | | | | | | |
| 12 | 2'01.747 P | 27.833 | 30.339 | 23.696 | 39.879 | 326.2 | | | | | | | |
| Run # | 3 | Front Tyre | Slick-Medium | Rear Tyre | Slick-Medium | | | | | | | | |
| | | 12 Laps at start | | | | | | | | | | | |
| 13 | 9'26.513 * | 27.992 | 31.896* | 24.061 | 38.849 | 327.2 | | | | | | | |
| 14 | 1'59.509 | 27.501 | 30.315 | 23.298 | 38.395 | 329.2 | | | | | | | |
| 15 | 1'59.383 | 27.422 | 30.196 | 23.283 | 38.482 | 331.2 | | | | | | | |
| 16 | 1'59.633 | 27.528 | 30.354 | 23.304 | 38.447 | 327.2 | | | | | | | |
| 2nd 12 Maverick VIÑALES APRILIA SPA | | | | | | | Run # 3 Front Tyre Slick-Soft Rear Tyre Slick-Medium | | | | | | |
| Aprilia Racing | | | | | | | 6 Laps at start 6 Laps at start | | | | | | |
| Runs=3 Total laps=15 Full laps=10 Valid laps=8 | | | | | | | | | | | | | |
| Run # | 1 | Front Tyre | Slick-Medium | Rear Tyre | Slick-Medium | | | | | | | | |
| | | New Tyre | | New Tyre | | | | | | | | | |
| 1 | 2'50.729 | 29.483 | 32.182 | 24.449 | 39.779 | 322.3 | | | | | | | |
| 2 | 2'01.436 | 27.943 | 30.844 | 23.758 | 38.891 | 325.3 | | | | | | | |
| 3 | 2'00.319 | 27.490 | 30.455 | 23.660 | 38.714 | 324.3 | | | | | | | |
| 4 | 2'00.575 | 27.521 | 30.302 | 23.946 | 38.806 | 328.2 | | | | | | | |
| 5 | 2'08.416 * | 28.139 | 30.503 | 26.995* | 42.779 | 305.9 | | | | | | | |
| 6 | 2'04.563 P | 27.618 | 31.343 | 23.565 | 42.037 | 326.2 | | | | | | | |
| Run # | 2 | Front Tyre | Slick-Medium | Rear Tyre | Slick-Medium | | | | | | | | |
| | | 6 Laps at start | | 6 Laps at start | | | | | | | | | |
| 7 | 9'08.227 | 29.534 | 31.500 | 23.746 | 39.179 | 321.4 | | | | | | | |
| 8 | 2'00.384 | 27.627 | 30.508 | 23.584 | 38.665 | 323.3 | | | | | | | |
| 9 | 2'00.242 | 27.468 | 30.566 | 23.572 | 38.636 | 323.3 | | | | | | | |
| 10 | 1'59.907 | 27.373 | 30.378 | 23.446 | 38.710 | 321.4 | | | | | | | |
| 11 | 2'07.533 P | 27.452 | 32.643 | 24.478 | 42.960 | 321.4 | | | | | | | |
| 3rd 41 Aleix ESPARGARO APRILIA SPA | | | | | | | Run # 1 Front Tyre Slick-Soft Rear Tyre Slick-Medium | | | | | | |
| Aprilia Racing | | | | | | | 6 Laps at start 6 Laps at start | | | | | | |
| Runs=3 Total laps=14 Full laps=9 Valid laps=9 | | | | | | | | | | | | | |
| Run # | 1 | Front Tyre | Slick-Soft | Rear Tyre | Slick-Medium | | | | | | | | |
| | | New Tyre | | New Tyre | | | | | | | | | |
| 1 | 2'52.866 * | 29.845 | 32.033* | 25.122 | 39.696 | 325.3 | | | | | | | |
| 2 | 2'01.478 | 28.129 | 30.786 | 23.786 | 38.777 | 327.2 | | | | | | | |
| 3 | 2'00.320 | 27.839 | 30.279 | 23.602 | 38.600 | 327.2 | | | | | | | |
| 4 | 2'05.547 | 27.615 | 30.269 | 23.562 | 44.101 | 333.3 | | | | | | | |
| 5 | 1'59.769 | 27.564 | 30.305 | 23.317 | 38.583 | 325.3 | | | | | | | |
| 6 | 2'04.552 P | 27.625 | 30.999 | 24.276 | 41.652 | 302.5 | | | | | | | |
| Run # | 2 | Front Tyre | Slick-Soft | Rear Tyre | Slick-Medium | | | | | | | | |
| | | 6 Laps at start | | 6 Laps at start | | | | | | | | | |
| 7 | 10'43.470 | 29.853 | 31.480 | 24.278 | 38.889 | 325.3 | | | | | | | |
| 8 | 2'00.446 | 27.751 | 30.416 | 23.676 | 38.603 | 327.2 | | | | | | | |
| 9 | 1'59.719 | 27.464 | 30.300 | 23.518 | 38.437 | 327.2 | | | | | | | |
| 10 | 2'07.482 P | 28.073 | 32.353 | 23.757 | 43.299 | 331.2 | | | | | | | |
| Run # | 3 | Front Tyre | Slick-Soft | Rear Tyre | Slick-Medium | | | | | | | | |
| | | 10 Laps at start | | 10 Laps at start | | | | | | | | | |
| 11 | 10'48.576 * | 29.309 | 31.217* | 23.750 | 38.815 | 324.3 | | | | | | | |
| 12 | 2'00.041 | 27.497 | 30.472 | 23.381 | 38.691 | 325.3 | | | | | | | |
| 13 | 1'59.915 | 27.511 | 30.377 | 23.410 | 38.617 | 326.2 | | | | | | | |
| 14 | 2'11.061 | 29.907 | 34.703 | 23.651 | 42.800 | 326.2 | | | | | | | |
| 4th 43 Jack MILLER KTM AUS | | | | | | | Run # 1 Front Tyre Slick-Medium Rear Tyre Slick-Medium | | | | | | |
| Red Bull KTM Factory Racing | | | | | | | 6 Laps at start 6 Laps at start | | | | | | |
| Runs=3 Total laps=15 Full laps=10 Valid laps=10 | | | | | | | | | | | | | |
| Run # | 1 | Front Tyre | Slick-Medium | Rear Tyre | Slick-Medium | | | | | | | | |
| | | New Tyre | | New Tyre | | | | | | | | | |
| 1 | 2'16.713 | 38.190 | 33.799 | 26.923 | 40.655 | 306.8 | | | | | | | |
| 2 | 2'02.976 | 28.675 | 30.983 | 24.085 | 39.233 | 329.2 | | | | | | | |
| 3 | 2'01.158 | 27.925 | 30.500 | 23.866 | 38.867 | 328.2 | | | | | | | |
| 4 | 2'13.520 | 31.121 | 38.034 | 25.023 | 39.342 | 325.3 | | | | | | | |
| 5 | 2'00.302 | 27.680 | 30.285 | 23.638 | 38.699 | 331.2 | | | | | | | |
| 6 | 2'04.730 | 27.520 | 34.509 | 23.953 | 38.748 | 330.2 | | | | | | | |
| 7 | 2'12.323 P | 28.887 | 34.055 | 25.784 | 43.597 | 317.6 | | | | | | | |

Fastest Lap: Jorge MARTIN Prima Pramac Racing SPA **1'59.383** 27.422 30.196 23.283 38.482

These data/results cannot be reproduced, stored and/or transmitted in whole or in part by any manner of electronic, mechanical, photocopying, recording, broadcasting or otherwise now known or herein after developed without the previous express consent by the copyright owner, except for reproduction in daily press and regular printed publications on sale to the public within 60 days of the event related to those data/results and always provided that copyright symbol appears together as follows below.
© DORNA, 2024

Free Practice Nr. 1

MotoGP

| Lap | Lap Time | T1 | T2 | T3 | T4 | Speed | Lap | Lap Time | T1 | T2 | T3 | T4 | Speed |
|-------------------------------------------------|-------------------------|--------|---------|------------------------|--------|-------|------------------------------------------------|-----------------------|--------|------------------|------------------------|---------|-------|
| Run # 2 | Front Tyre Slick-Medium | | | Rear Tyre Slick-Medium | | | 10 | 12'00.042 | 31.784 | 31.345 | 23.876 | 39.223 | 325.3 |
| | 7 Laps at start | | | 7 Laps at start | | | 11 | 2'01.110 | 28.014 | 30.815 | 23.605 | 38.676 | 324.3 |
| 8 | 9'51.215 | 28.647 | 30.814 | 23.754 | 38.842 | 328.2 | 12 | 2'00.042 | 27.584 | 30.360 | 23.465 | 38.633 | 326.2 |
| 9 | 2'00.097 | 27.560 | 30.303 | 23.574 | 38.660 | 329.2 | 13 | 1'59.935 | 27.700 | 30.291 | 23.400 | 38.544 | 329.2 |
| 10 | 2'00.225 | 27.496 | 30.366 | 23.642 | 38.721 | 328.2 | 14 | 1'59.822 | 27.473 | 30.286 | 23.587 | 38.476 | 325.3 |
| 11 | 2'00.317 | 27.603 | 30.365 | 23.612 | 38.737 | 330.2 | 15 | 1'59.912 | 27.475 | 30.330 | 23.403 | 38.704 | 326.2 |
| 12 | 2'10.739 P | 33.119 | 31.552 | 24.323 | 41.745 | 318.5 | 16 | 2'06.221 * | 30.383 | 31.936 | 24.380 | 39.522* | 325.3 |
| Run # 3 | Front Tyre Slick-Medium | | | Rear Tyre Slick-Medium | | | 17 | 2'00.131 | 27.621 | 30.411 | 23.497 | 38.602 | 327.2 |
| | 12 Laps at start | | | 12 Laps at start | | | 7th 49 Fabio DI GIANNANTONI DUCATI ITA | | | | | | |
| 13 | 8'01.108 | 30.455 | 30.892 | 23.698 | 38.669 | 330.2 | Pertamina Enduro VR46 Racing Team | | | | | | |
| 14 | 1'59.727 | 27.453 | 30.095 | 23.448 | 38.731 | 332.3 | Runs=4 Total laps=14 Full laps=8 Valid laps=7 | | | | | | |
| 15 | 2'08.448 | 34.069 | 31.585 | 23.829 | 38.965 | 327.2 | Run # 1 | Front Tyre Slick-Soft | | | Rear Tyre Slick-Medium | | |
| 5th 21 Franco MORBIDELLI DUCATI ITA | | | | | | | New Tyre | | | New Tyre | | | |
| Prima Pramac Racing | | | | | | | 1 | 2'39.827 | 30.097 | 32.458 | 24.656 | 40.360 | 315.7 |
| Runs=3 Total laps=17 Full laps=12 Valid laps=12 | | | | | | | 2 | 2'03.433 | 28.224 | 31.800 | 24.078 | 39.331 | 324.3 |
| Run # 1 | Front Tyre Slick-Soft | | | Rear Tyre Slick-Medium | | | 3 | 2'01.926 | 28.111 | 30.826 | 24.040 | 38.949 | 324.3 |
| | New Tyre | | | New Tyre | | | 4 | 2'01.099 | 27.967 | 30.492 | 23.654 | 38.986 | 326.2 |
| 1 | 2'15.054 | 33.566 | 33.258 | 25.262 | 40.309 | 319.5 | 5 | 2'08.554 P | 27.633 | 30.459 | 28.612* | 41.850 | 311.2 |
| 2 | 2'03.395 | 28.525 | 31.116 | 24.292 | 39.462 | 324.3 | Run # 2 | Front Tyre Slick-Soft | | | Rear Tyre Slick-Medium | | |
| 3 | 2'01.494 | 28.085 | 30.712 | 23.864 | 38.833 | 324.3 | 5 Laps at start | | | 5 Laps at start | | | |
| 4 | 2'10.177 | 28.749 | 38.217 | 24.008 | 39.203 | 324.3 | 6 | 11'28.626 P | 31.084 | 37.042 | 28.019* | 42.866 | 281.2 |
| 5 | 2'02.654 | 27.602 | 30.547 | 23.621 | 40.884 | 324.3 | Run # 3 | Front Tyre Slick-Soft | | | Rear Tyre Slick-Medium | | |
| 6 | 2'00.142 | 27.553 | 30.438 | 23.542 | 38.609 | 324.3 | 6 Laps at start | | | 6 Laps at start | | | |
| 7 | 2'12.119 P | 30.104 | 33.273 | 25.284 | 43.458 | 323.3 | 7 | 5'29.594 | 30.559 | 31.635 | 24.510 | 39.335 | 321.4 |
| Run # 2 | Front Tyre Slick-Soft | | | Rear Tyre Slick-Medium | | | 8 | 2'00.181 | 27.630 | 30.319 | 23.591 | 38.641 | 328.2 |
| | 7 Laps at start | | | 7 Laps at start | | | 9 | 2'04.322 * | 27.555 | 30.428 | 26.120* | 40.219* | 321.4 |
| 8 | 8'23.605 | 30.082 | 31.748 | 24.700 | 39.412 | 319.5 | 10 | 1'59.942 | 27.442 | 30.301 | 23.418 | 38.781 | 324.3 |
| 9 | 2'01.206 | 27.790 | 30.637 | 23.757 | 39.022 | 321.4 | 11 | 1'59.830 | 27.407 | 30.296 | 23.523 | 38.604 | 326.2 |
| 10 | 2'01.883 | 27.737 | 30.531 | 24.342 | 39.273 | 322.3 | 12 | 2'06.679 P | 28.996 | 31.399 | 24.527 | 41.757 | 318.5 |
| 11 | 2'00.762 | 27.566 | 30.613 | 23.602 | 38.981 | 324.3 | Run # 4 | Front Tyre Slick-Soft | | | Rear Tyre Slick-Medium | | |
| 12 | 2'17.583 | 31.524 | 35.276 | 31.518 | 39.265 | 323.3 | 12 Laps at start | | | 12 Laps at start | | | |
| 13 | 2'07.908 P | 31.564 | 31.544 | 23.975 | 40.825 | 322.3 | 13 | 5'47.728 * | 30.076 | 31.434 | 24.197 | 39.636* | 324.3 |
| Run # 3 | Front Tyre Slick-Soft | | | Rear Tyre Slick-Medium | | | 14 | 2'00.516 | 27.725 | 30.458 | 23.575 | 38.758 | 327.2 |
| | 13 Laps at start | | | 13 Laps at start | | | 8th 1 Francesco BAGNAIA DUCATI ITA | | | | | | |
| 14 | 7'11.725 * | 32.066 | 31.953* | 24.217 | 38.920 | 326.2 | Ducati Lenovo Team | | | | | | |
| 15 | 2'00.596 | 27.659 | 30.515 | 23.629 | 38.793 | 325.3 | Runs=3 Total laps=15 Full laps=10 Valid laps=8 | | | | | | |
| 16 | 1'59.803 | 27.490 | 30.230 | 23.502 | 38.581 | 327.2 | Run # 1 | Front Tyre Slick-Soft | | | Rear Tyre Slick-Medium | | |
| 17 | 2'10.847 | 32.156 | 35.051 | 24.274 | 39.366 | 324.3 | New Tyre | | | New Tyre | | | |
| 6th 23 Enea BASTIANINI DUCATI ITA | | | | | | | 1 | 2'55.351 | 30.831 | 33.503 | 24.971 | 44.322 | 316.7 |
| Ducati Lenovo Team | | | | | | | 2 | 2'05.877 | 29.837 | 31.749 | 24.340 | 39.951 | 324.3 |
| Runs=2 Total laps=17 Full laps=14 Valid laps=13 | | | | | | | 3 | 2'01.855 | 28.332 | 30.846 | 23.629 | 39.048 | 325.3 |
| Run # 1 | Front Tyre Slick-Soft | | | Rear Tyre Slick-Medium | | | 4 | 2'08.582 * | 27.724 | 34.006 | 27.702* | 39.150 | 330.2 |
| | New Tyre | | | New Tyre | | | 5 | 1'59.859 | 27.610 | 30.273 | 23.598 | 38.378 | 330.2 |
| 1 | 2'44.408 | 30.912 | 32.892 | 24.973 | 40.363 | 322.3 | 6 | 1'59.848 | 27.600 | 30.208 | 23.451 | 38.589 | 329.2 |
| 2 | 2'03.004 | 28.610 | 31.009 | 24.070 | 39.315 | 325.3 | 7 | 2'11.208 P | 33.983 | 31.869 | 24.952 | 40.404 | 317.6 |
| 3 | 2'01.511 | 28.196 | 30.445 | 23.860 | 39.010 | 328.2 | Run # 2 | Front Tyre Slick-Soft | | | Rear Tyre Slick-Medium | | |
| 4 | 2'09.034 | 27.665 | 30.374 | 24.999 | 45.996 | 221.3 | 7 Laps at start | | | 7 Laps at start | | | |
| 5 | 2'01.127 | 27.846 | 30.387 | 23.553 | 39.341 | 331.2 | 8 | 10'20.467 | 31.238 | 32.490 | 24.145 | 38.980 | 324.3 |
| 6 | 2'06.482 | 30.341 | 31.409 | 23.846 | 40.886 | 331.2 | 9 | 2'09.178 | 34.851 | 31.394 | 24.204 | 38.729 | 327.2 |
| 7 | 2'00.815 | 27.685 | 30.574 | 23.544 | 39.012 | 329.2 | 10 | 1'59.975 | 27.576 | 30.236 | 23.392 | 38.771 | 330.2 |
| 8 | 2'00.046 | 27.517 | 30.228 | 23.484 | 38.817 | 326.2 | 11 | 2'12.399 P | 32.064 | 33.767 | 25.062 | 41.506 | 319.5 |
| 9 | 2'06.246 P | 30.228 | 30.872 | 23.869 | 41.277 | 329.2 | Run # 3 | Front Tyre Slick-Soft | | | Rear Tyre Slick-Medium | | |
| Run # 2 | Front Tyre Slick-Soft | | | Rear Tyre Slick-Medium | | | 11 Laps at start | | | 11 Laps at start | | | |
| | 9 Laps at start | | | 9 Laps at start | | | 12 | 7'32.535 * | 30.872 | 32.348* | 24.018 | 39.134 | 324.3 |

Fastest Lap: Jorge MARTIN Prima Pramac Racing SPA **1'59.383** 27.422 30.196 23.283 38.482

These data/results cannot be reproduced, stored and/or transmitted in whole or in part by any manner of electronic, mechanical, photocopying, recording, broadcasting or otherwise now known or herein after developed without the previous express consent by the copyright owner, except for reproduction in daily press and regular printed publications on sale to the public within 60 days of the event related to those data/results and always provided that copyright symbol appears together as follows below.
© DORNA, 2024

Official MotoGP Timing by TISSOT
www.motogp.com



Silverstone, Friday, August 02, 2024

Free Practice Nr. 1

MotoGP

| Lap | Lap Time | T1 | T2 | T3 | T4 | Speed | Lap | Lap Time | T1 | T2 | T3 | T4 | Speed |
|-----------------------------------------------|------------|------------------|-----------|------------------|---------|-------|-------------------------------------------------|-----------------|------------|-----------|-----------------|---------|-------|
| 13 | 2'05.494 | 27.708 | 30.427 | 23.455 | 43.904 | 328.2 | Run # 1 | Front Tyre | Slick-Soft | Rear Tyre | Slick-Medium | | |
| 14 | 2'03.299 * | 28.360 | 30.637 | 23.773 | 40.529* | 328.2 | | New Tyre | | | New Tyre | | |
| 15 | 2'00.103 | 27.526 | 30.561 | 23.458 | 38.558 | 329.2 | 1 | 2'30.690 | 32.089 | 33.586 | 25.226 | 41.545 | 305.0 |
| 9th 20 Fabio QUARTARARO YAMAHA FRA | | | | | | | 2 | 2'09.949 | 34.114 | 31.884 | 24.355 | 39.596 | 326.2 |
| Monster Energy Yamaha MotoGP Team | | | | | | | 3 | 2'05.149 | 28.914 | 33.086 | 24.009 | 39.140 | 328.2 |
| Runs=3 Total laps=14 Full laps=9 Valid laps=8 | | | | | | | 4 | 2'01.232 | 28.162 | 30.688 | 23.670 | 38.712 | 330.2 |
| Run # 1 | Front Tyre | Slick-Soft | Rear Tyre | Slick-Medium | | | 5 | 2'00.629 | 27.570 | 30.769 | 23.731 | 38.559 | 329.2 |
| | | New Tyre | | New Tyre | | | 6 | 2'11.036 | 33.942 | 33.493 | 24.189 | 39.412 | 330.2 |
| 1 | 3'08.712 | 31.487 | 33.256 | 25.100 | 40.609 | 319.5 | 7 | 2'05.616 P | 27.847 | 30.749 | 26.234* | 40.786 | 328.2 |
| 2 | 2'03.576 | 28.489 | 31.616 | 24.125 | 39.346 | 325.3 | Run # 2 | Front Tyre | Slick-Soft | Rear Tyre | Slick-Medium | | |
| 3 | 2'01.728 | 27.941 | 30.848 | 23.846 | 39.093 | 321.4 | | 7 Laps at start | | | 7 Laps at start | | |
| 4 | 2'07.051 | 27.849 | 34.042 | 25.592 | 39.568 | 322.3 | 8 | 14'02.775 | 29.276 | 30.966 | 24.190 | 39.587 | 326.2 |
| 5 | 2'00.953 | 27.747 | 30.647 | 23.725 | 38.834 | 325.3 | 9 | 2'01.001 | 27.850 | 30.623 | 23.857 | 38.671 | 327.2 |
| 6 | 2'08.364 P | 29.959 | 32.581 | 24.605 | 41.219 | 320.4 | 10 | 2'00.233 | 27.582 | 30.403 | 23.660 | 38.588 | 328.2 |
| Run # 2 | Front Tyre | Slick-Soft | Rear Tyre | Slick-Medium | | | 11 | 2'00.052 | 27.430 | 30.468 | 23.690 | 38.464 | 327.2 |
| | | 6 Laps at start | | 6 Laps at start | | | 12 | 2'10.506 | 33.886 | 32.756 | 24.373 | 39.491 | 328.2 |
| 7 | 11'10.601 | 30.380 | 31.590 | 24.011 | 39.134 | 324.3 | | unfinished | 27.677 | | | | |
| 8 | 2'01.289 | 27.819 | 30.994 | 23.657 | 38.819 | 326.2 | 12th 73 Alex MARQUEZ DUCATI SPA | | | | | | |
| 9 | 2'00.412 | 27.635 | 30.545 | 23.588 | 38.644 | 321.4 | Gresini Racing MotoGP | | | | | | |
| 10 | 2'00.308 | 27.608 | 30.461 | 23.571 | 38.668 | 322.3 | Runs=2 Total laps=17 Full laps=14 Valid laps=10 | | | | | | |
| 11 | 2'11.930 P | 34.040 | 31.637 | 24.422* | 41.831 | 322.3 | Run # 1 | Front Tyre | Slick-Soft | Rear Tyre | Slick-Medium | | |
| Run # 3 | Front Tyre | Slick-Soft | Rear Tyre | Slick-Soft | | | | New Tyre | | | New Tyre | | |
| | | 11 Laps at start | | New Tyre | | | 1 | 2'24.321 | 30.573 | 33.489 | 25.108 | 40.851 | 295.8 |
| 12 | 8'04.607 | 30.502 | 31.749 | 23.975 | 39.060 | 324.3 | 2 | 2'03.983 | 29.062 | 31.113 | 24.264 | 39.544 | 317.6 |
| 13 | 2'04.324 * | 27.575 | 33.114 | 24.027 | 39.608* | 319.5 | 3 | 2'01.678 | 28.268 | 30.927 | 23.753 | 38.730 | 320.4 |
| 14 | 1'59.863 | 27.534 | 30.242 | 23.385 | 38.702 | 327.2 | 4 | 2'07.023 | 31.686 | 31.594 | 24.204 | 39.539 | 322.3 |
| 10th 93 Marc MARQUEZ DUCATI SPA | | | | | | | 5 | 2'00.708 | 27.901 | 30.609 | 23.587 | 38.611 | 325.3 |
| Gresini Racing MotoGP | | | | | | | 6 | 2'00.118 | 27.578 | 30.472 | 23.537 | 38.531 | 321.4 |
| Runs=3 Total laps=14 Full laps=9 Valid laps=7 | | | | | | | 7 | 2'12.902 P | 28.293 | 35.775 | 25.448 | 43.386 | 310.3 |
| Run # 1 | Front Tyre | Slick-Medium | Rear Tyre | Slick-Medium | | | Run # 2 | Front Tyre | Slick-Soft | Rear Tyre | Slick-Medium | | |
| | | New Tyre | | New Tyre | | | | 7 Laps at start | | | 7 Laps at start | | |
| 1 | 2'42.415 | 31.309 | 33.112 | 25.111 | 40.107 | 320.4 | 8 | 12'34.682 | 31.072 | 33.247 | 24.341 | 39.496 | 319.5 |
| 2 | 2'03.310 | 28.318 | 31.218 | 24.434 | 39.340 | 325.3 | 9 | 2'01.268 | 28.036 | 30.755 | 23.705 | 38.772 | 321.4 |
| 3 | 2'02.071 * | 28.062 | 30.817 | 24.053 | 39.139* | 328.2 | 10 | 2'00.227 | 27.684 | 30.474 | 23.435 | 38.634 | 323.3 |
| 4 | 2'08.385 | 27.875 | 30.514 | 25.391 | 44.605 | 261.5 | 11 | 2'00.151 * | 27.645 | 30.320 | 23.376 | 38.810* | 321.4 |
| 5 | 2'02.012 | 27.781 | 30.360 | 24.574 | 39.297 | 327.2 | 12 | 2'09.284 | 33.365 | 32.264 | 24.411 | 39.244 | 320.4 |
| 6 | 2'00.372 | 27.495 | 30.289 | 23.702 | 38.886 | 332.3 | 13 | 2'00.479 | 27.762 | 30.453 | 23.616 | 38.648 | 322.3 |
| 7 | 2'16.037 P | 33.523 | 34.673 | 24.963 | 42.878 | 312.1 | 14 | 2'01.722 * | 27.543 | 31.354* | 24.017 | 38.808 | 322.3 |
| Run # 2 | Front Tyre | Slick-Medium | Rear Tyre | Slick-Medium | | | 15 | 2'00.188 | 27.641 | 30.426 | 23.346 | 38.775 | 325.3 |
| | | 7 Laps at start | | 7 Laps at start | | | 16 | 2'00.774 * | 27.523 | 30.383 | 23.540 | 39.328* | 323.3 |
| 8 | 8'04.193 | 30.093 | 32.179 | 24.975 | 39.981 | 322.3 | 17 | 2'07.114 * | 27.769 | 33.078* | 24.604 | 41.663 | 319.5 |
| 9 | 2'03.394 | 28.379 | 32.021 | 24.102 | 38.892 | 325.3 | 13th 33 Brad BINDER KTM RSA | | | | | | |
| 10 | 2'00.214 | 27.627 | 30.338 | 23.628 | 38.621 | 326.2 | Red Bull KTM Factory Racing | | | | | | |
| 11 | 1'59.933 | 27.407 | 30.324 | 23.615 | 38.587 | 325.3 | Runs=2 Total laps=18 Full laps=15 Valid laps=12 | | | | | | |
| 12 | 2'04.573 P | 29.006 | 30.846 | 23.741 | 40.980 | 328.2 | Run # 1 | Front Tyre | Slick-Soft | Rear Tyre | Slick-Medium | | |
| Run # 3 | Front Tyre | Slick-Medium | Rear Tyre | Slick-Medium | | | | New Tyre | | | New Tyre | | |
| | | 12 Laps at start | | 12 Laps at start | | | 1 | 2'34.462 | 32.415 | 33.893 | 25.217 | 45.729 | 305.0 |
| 13 | 7'25.698 | 31.183 | 32.095 | 24.670 | 39.525 | 323.3 | 2 | 2'12.246 | 30.893 | 31.721 | 30.322 | 39.310 | 326.2 |
| 14 | 2'01.836 * | 28.300 | 30.831* | 23.789 | 38.916 | 327.2 | 3 | 2'01.640 | 28.069 | 30.863 | 23.788 | 38.920 | 330.2 |
| | unfinished | 27.496 | 30.312 | 23.623 | | 328.2 | 4 | 2'01.095 | 27.830 | 30.262 | 23.958 | 39.045 | 330.2 |
| 11th 31 Pedro ACOSTA KTM SPA | | | | | | | 5 | 2'00.288 | 27.615 | 30.551 | 23.624 | 38.498 | 331.2 |
| Red Bull GASGAS Tech3 | | | | | | | 6 | 2'16.740 * | 27.769 | 30.808 | 23.901 | 54.262* | 233.2 |
| Runs=2 Total laps=12 Full laps=9 Valid laps=9 | | | | | | | 7 | 2'01.246 | 28.023 | 30.714 | 23.679 | 38.830 | 331.2 |
| | | | | | | | 8 | 2'00.180 | 27.542 | 30.317 | 23.567 | 38.754 | 329.2 |

| | | | | | | | |
|----------------------------------|---------------------|-----|----------|--------|--------|--------|--------|
| Fastest Lap: Jorge MARTIN | Prima Pramac Racing | SPA | 1'59.383 | 27.422 | 30.196 | 23.283 | 38.482 |
|----------------------------------|---------------------|-----|----------|--------|--------|--------|--------|

These data/results cannot be reproduced, stored and/or transmitted in whole or in part by any manner of electronic, mechanical, photocopying, recording, broadcasting or otherwise now known or herein after developed without the previous express consent by the copyright owner, except for reproduction in daily press and regular printed publications on sale to the public within 60 days of the event related to those data/results and always provided that copyright symbol appears together as follows below.
© DORNA, 2024



Free Practice Nr. 1

MotoGP

| Lap | Lap Time | T1 | T2 | T3 | T4 | Speed | Lap | Lap Time | T1 | T2 | T3 | T4 | Speed | |
|----------------|------------------------------|-------------------------------|---------|-------------------------|---------|--------------|------------------------------------------------|------------------------------|-------------------------------|-------------------------|---------------|---------------|-------|-----|
| 9 | 2'00.903 | 27.596 | 30.757 | 23.711 | 38.839 | 327.2 | 11 | 2'19.360 | P 35.465 | 33.200 | 27.474 | 43.221 | 309.4 | |
| 10 | 2'13.733 | P 27.607 | 33.487 | 28.558 | 44.081 | 329.2 | Run # 3 | Front Tyre Slick-Soft | Rear Tyre Slick-Medium | | | | | |
| Run # 2 | Front Tyre Slick-Soft | Rear Tyre Slick-Medium | | | | | 11 Laps at start | | | 11 Laps at start | | | | |
| | | 10 Laps at start | | 10 Laps at start | | | | | | | | | | |
| 11 | 10'14.465 | 30.808 | 32.980 | 26.403 | 40.269 | 325.3 | 12 | 7'15.038 | 30.709 | 33.684 | 25.186 | 40.968 | 318.5 | |
| 12 | 2'10.578 | 36.825 | 30.832 | 23.663 | 39.258 | 327.2 | 13 | 2'06.326 | 28.829 | 32.972 | 24.750 | 39.775 | 324.3 | |
| 13 | 2'00.624 | 27.635 | 30.483 | 23.666 | 38.840 | 330.2 | 14 | 2'01.028 | * 27.721 | 30.585 | 23.422 | 39.300* | 326.2 | |
| 14 | 2'00.941 | 27.641 | 30.535 | 23.756 | 39.009 | 329.2 | 15 | 2'00.450 | 27.528 | 30.573 | 23.536 | 38.813 | 326.2 | |
| 15 | 2'06.162 | * 30.126 | 33.248* | 23.912 | 38.876 | 331.2 | 16th 30 Takaaki NAKAGAMI | | | | | | HONDA | JPN |
| 16 | 2'00.303 | 27.516 | 30.322 | 23.674 | 38.791 | 329.2 | IDEMITSU Honda LCR | | | | | | | |
| 17 | 2'00.640 | * 27.587 | 30.550 | 23.544 | 38.959* | 331.2 | Runs=3 Total laps=16 Full laps=12 Valid laps=9 | | | | | | | |
| 18 | 2'01.404 | 27.541 | 30.676 | 23.936 | 39.251 | 332.3 | Run # 1 | Front Tyre Slick-Soft | Rear Tyre Slick-Medium | | | | | |
| | | New Tyre | | New Tyre | | | | | | | | | | |

| Run # | Front Tyre | Slick-Soft | Rear Tyre | Slick-Medium | New Tyre | New Tyre |
|----------------|------------------------------|-------------------------------|---------------|------------------------|---------------|--------------|
| 1 | 2'31.189 | 30.460 | 33.669 | 25.109 | 41.037 | 307.6 |
| 2 | 2'06.235 | P 29.011 | 31.281 | 24.799 | 41.144 | 301.6 |
| Run # 2 | Front Tyre Slick-Soft | Rear Tyre Slick-Medium | | | | |
| | | 2 Laps at start | | 2 Laps at start | | |
| 3 | 6'54.034 | 29.735 | 31.937 | 24.382 | 39.524 | 324.3 |
| 4 | 2'02.188 | 28.519 | 30.956 | 23.874 | 38.839 | 326.2 |
| 5 | 2'01.818 | 28.431 | 30.645 | 23.801 | 38.941 | 326.2 |
| 6 | 2'01.004 | 27.866 | 30.584 | 23.680 | 38.874 | 326.2 |
| 7 | 2'11.720 | P 35.006 | 31.407 | 24.550 | 40.757 | 320.4 |
| Run # 3 | Front Tyre Slick-Soft | Rear Tyre Slick-Medium | | | | |
| | | 7 Laps at start | | 7 Laps at start | | |
| 8 | 9'55.533 | * 31.647 | 32.811 | 28.232* | 40.020 | 320.4 |
| 9 | 2'01.728 | 28.246 | 30.630 | 23.876 | 38.976 | 323.3 |
| 10 | 2'00.635 | 27.751 | 30.418 | 23.638 | 38.828 | 322.3 |
| 11 | 2'00.322 | 27.723 | 30.395 | 23.496 | 38.708 | 323.3 |
| 12 | 2'03.567 | 27.594 | 33.256 | 23.851 | 38.866 | 326.2 |
| 13 | 2'04.419 | * 27.808 | 33.670* | 24.034 | 38.907 | 327.2 |
| 14 | 2'00.437 | 27.638 | 30.504 | 23.511 | 38.784 | 325.3 |
| 15 | 2'00.230 | * 27.541 | 30.535 | 23.494 | 38.660* | 327.2 |
| 16 | 2'00.252 | 27.496 | 30.376 | 23.544 | 38.836 | 327.2 |

| Run # | Front Tyre | Slick-Soft | Rear Tyre | Slick-Medium | New Tyre | New Tyre |
|----------------|------------------------------|-------------------------------|---------------|------------------------|----------|--------------|
| 1 | 2'30.922 | 31.875 | 34.021 | 25.311 | 40.995 | 306.8 |
| 2 | 2'05.380 | 28.841 | 31.517 | 25.157 | 39.865 | 319.5 |
| 3 | 2'05.302 | 30.675 | 31.078 | 24.129 | 39.420 | 317.6 |
| 4 | 2'14.762 | * 28.368 | 34.955 | 30.456 | 40.983* | 270.0 |
| 5 | 2'02.892 | 28.085 | 30.542 | 24.122 | 40.143 | 305.0 |
| 6 | 2'01.263 | 27.954 | 30.686 | 23.708 | 38.915 | 326.2 |
| 7 | 2'18.541 | P 34.993 | 32.059 | 26.985* | 44.504 | 313.0 |
| Run # 2 | Front Tyre Slick-Soft | Rear Tyre Slick-Medium | | | | |
| | | 7 Laps at start | | 7 Laps at start | | |
| 8 | 10'25.296 | 30.416 | 32.032 | 24.120 | 39.315 | 326.2 |
| 9 | 2'05.381 | * 28.055 | 30.766 | 28.001 | 38.559* | 326.2 |
| 10 | 2'01.134 | 27.796 | 30.831 | 23.683 | 38.824 | 325.3 |

| Run # | Front Tyre | Slick-Soft | Rear Tyre | Slick-Medium | New Tyre | New Tyre |
|----------------|------------------------------|-------------------------------|---------------|------------------------|---------------|--------------|
| 1 | 2'38.437 | 32.241 | 34.364 | 26.946 | 41.091 | 297.5 |
| 2 | 2'06.150 | 29.172 | 32.336 | 24.828 | 39.814 | 311.2 |
| 3 | 2'02.417 | 28.291 | 30.880 | 23.980 | 39.266 | 320.4 |
| 4 | 2'02.259 | 28.212 | 30.881 | 24.028 | 39.138 | 325.3 |
| 5 | 2'01.622 | 28.113 | 30.728 | 23.821 | 38.960 | 324.3 |
| 6 | 2'05.156 | P 27.991 | 30.602 | 24.019 | 42.544 | 315.7 |
| Run # 2 | Front Tyre Slick-Soft | Rear Tyre Slick-Medium | | | | |
| | | 6 Laps at start | | 6 Laps at start | | |
| 7 | 8'45.137 | P 31.621 | 33.760 | 25.133 | 1'34.106 | 108.6 |
| Run # 3 | Front Tyre Slick-Soft | Rear Tyre Slick-Medium | | | | |
| | | 7 Laps at start | | 7 Laps at start | | |
| 8 | 8'21.151 | 36.293 | 34.346 | 25.173 | 40.025 | 319.5 |
| 9 | 2'02.273 | 28.301 | 30.860 | 24.047 | 39.065 | 321.4 |
| 10 | 2'01.469 | 27.938 | 30.677 | 23.935 | 38.919 | 321.4 |
| 11 | 2'00.818 | 27.806 | 30.493 | 23.794 | 38.725 | 322.3 |
| 12 | 2'10.916 | * 27.729 | 35.307 | 28.793 | 39.087* | 321.4 |
| 13 | 2'01.318 | * 27.906 | 30.571* | 23.947 | 38.894 | 325.3 |
| 14 | 2'00.501 | 27.716 | 30.426 | 23.701 | 38.658 | 324.3 |
| 15 | 2'00.918 | * 27.783 | 30.471 | 23.807 | 38.857* | 324.3 |
| 16 | 2'01.292 | 27.851 | 30.619 | 23.939 | 38.883 | 327.2 |

| Run # | Front Tyre | Slick-Medium | Rear Tyre | Slick-Medium | New Tyre | New Tyre |
|----------------|--------------------------------|-------------------------------|-----------|------------------------|---------------|--------------|
| 1 | 2'32.340 | 31.616 | 33.874 | 25.338 | 40.310 | 314.8 |
| 2 | 2'10.706 | 34.991 | 31.887 | 24.433 | 39.395 | 325.3 |
| 3 | 2'01.840 | 28.244 | 30.813 | 24.022 | 38.761 | 324.3 |
| 4 | 2'03.765 | 30.174 | 30.896 | 23.911 | 38.784 | 328.2 |
| 5 | 2'00.502 | 27.803 | 30.531 | 23.650 | 38.518 | 325.3 |
| 6 | 2'10.031 | P 32.189 | 31.671 | 25.134 | 41.037 | 317.6 |
| Run # 2 | Front Tyre Slick-Medium | Rear Tyre Slick-Medium | | | | |
| | | 6 Laps at start | | 6 Laps at start | | |
| 7 | 9'33.345 | 30.939 | 32.111 | 24.395 | 39.488 | 323.3 |
| 8 | 2'03.333 | 27.963 | 30.903 | 24.268 | 40.199 | 324.3 |
| 9 | 2'04.292 | P 28.105 | 30.735 | 23.852 | 41.600 | 325.3 |
| Run # 3 | Front Tyre Slick-Soft | Rear Tyre Slick-Medium | | | | |
| | | New Tyre | | New Tyre | | |
| 10 | 7'45.533 | 30.639 | 32.319 | 24.591 | 39.580 | 323.3 |
| 11 | 2'01.161 | 27.946 | 30.595 | 23.800 | 38.820 | 324.3 |
| 12 | 2'00.862 | 27.805 | 30.524 | 23.851 | 38.682 | 325.3 |
| 13 | 2'01.218 | * 27.751 | 30.675* | 23.975 | 38.817 | 324.3 |

Fastest Lap: Jorge MARTIN Prima Pramac Racing SPA **1'59.383** 27.422 30.196 23.283 38.482

These data/results cannot be reproduced, stored and/or transmitted in whole or in part by any manner of electronic, mechanical, photocopying, recording, broadcasting or otherwise now known or herein after developed without the previous express consent by the copyright owner, except for reproduction in daily press and regular printed publications on sale to the public within 60 days of the event related to those data/results and always provided that copyright symbol appears together as follows below.
© DORNA, 2024



Free Practice Nr. 1

MotoGP

| Lap | Lap Time | T1 | T2 | T3 | T4 | Speed | Lap | Lap Time | T1 | T2 | T3 | T4 | Speed | |
|-------------------------------------------------|-------------------------|------------------------|--------|---------|---------|-------|------------------------------------------------|-----------------------|------------------------|---------|---------|---------|-------|--|
| 14 | 2'01.240 | 27.670 | 30.501 | 23.512 | 39.557 | 324.3 | Run # 1 | Front Tyre Slick-Soft | Rear Tyre Slick-Medium | | | | | |
| 15 | 2'06.315 * | 29.162 | 31.778 | 25.019 | 40.356* | 321.4 | | New Tyre | New Tyre | | | | | |
| 16 | 2'11.051 P | 30.289 | 32.774 | 25.564 | 42.424 | 274.8 | 1 | 2'31.037 | 32.011 | 34.313 | 25.439 | 41.345 | 302.5 | |
| 18th 37 Augusto FERNANDEZ KTM SPA | | | | | | | 2 | 2'05.811 | 29.047 | 31.334 | 24.621 | 40.809 | 321.4 | |
| Red Bull GASGAS Tech3 | | | | | | | 3 | 2'04.591 | 28.663 | 32.308 | 24.201 | 39.419 | 324.3 | |
| Runs=2 Total laps=16 Full laps=13 Valid laps=10 | | | | | | | 4 | 2'03.035 | 28.402 | 31.113 | 24.140 | 39.380 | 324.3 | |
| Run # 1 | Front Tyre Slick-Soft | Rear Tyre Slick-Medium | | | | | 5 | 2'02.204 | 28.014 | 30.988 | 24.026 | 39.176 | 324.3 | |
| | New Tyre | New Tyre | | | | | 6 | 2'20.138 P | 34.106 | 33.578 | 28.608* | 43.846 | 292.6 | |
| 1 | 2'34.059 | 32.897 | 37.664 | 25.865 | 41.053 | 289.5 | Run # 2 | Front Tyre Slick-Soft | Rear Tyre Slick-Medium | | | | | |
| 2 | 2'04.218 | 28.715 | 31.596 | 24.531 | 39.376 | 325.3 | | 6 Laps at start | 6 Laps at start | | | | | |
| 3 | 2'02.197 | 28.203 | 30.977 | 23.988 | 39.029 | 326.2 | 7 | 7'19.669 | 30.451 | 32.447 | 24.720 | 39.943 | 319.5 | |
| 4 | 2'16.371 * | 30.499 | 31.704 | 29.954* | 44.214 | 188.4 | 8 | 2'06.234 | 30.245 | 32.114 | 24.351 | 39.524 | 314.8 | |
| 5 | 2'01.912 | 28.064 | 30.535 | 23.976 | 39.337 | 325.3 | 9 | 2'03.377 | 28.126 | 30.843 | 24.224 | 40.184 | 315.7 | |
| 6 | 2'01.389 | 27.950 | 30.675 | 23.792 | 38.972 | 324.3 | 10 | 2'07.456 | 28.062 | 31.018 | 24.058 | 44.318 | 324.3 | |
| 7 | 2'01.394 | 27.830 | 30.496 | 24.010 | 39.058 | 324.3 | 11 | 2'01.369 | 27.825 | 30.777 | 23.737 | 39.030 | 325.3 | |
| 8 | 2'10.323 P | 31.210 | 33.351 | 23.890 | 41.872 | 325.3 | 12 | 2'12.784 P | 32.918 | 32.927 | 27.054* | 39.885 | 305.9 | |
| Run # 2 | Front Tyre Slick-Medium | Rear Tyre Slick-Medium | | | | | Run # 3 | Front Tyre Slick-Soft | Rear Tyre Slick-Medium | | | | | |
| | New Tyre | New Tyre | | | | | | 12 Laps at start | 12 Laps at start | | | | | |
| 9 | 14'05.455 | 30.496 | 31.880 | 24.377 | 39.539 | 324.3 | 13 | 6'16.935 | 30.901 | 32.350 | 25.085 | 40.626 | 313.0 | |
| 10 | 2'01.685 * | 27.983 | 30.733 | 24.047 | 38.922* | 326.2 | 14 | 2'01.743 | 27.958 | 30.753 | 23.898 | 39.134 | 325.3 | |
| 11 | 2'00.885 | 27.717 | 30.629 | 23.915 | 38.624 | 328.2 | 15 | 2'16.731 * | 27.845 | 30.869 | 26.936 | 51.081* | 273.4 | |
| 12 | 2'05.906 | 29.927 | 31.719 | 24.758 | 39.502 | 325.3 | 16 | 2'01.654 * | 28.055 | 30.815 | 23.768 | 39.016* | 329.2 | |
| 13 | 2'01.500 | 27.923 | 30.683 | 23.987 | 38.907 | 325.3 | 17 | 2'00.711 | 27.781 | 30.517 | 23.601 | 38.812 | 329.2 | |
| 14 | 2'05.476 | 27.966 | 31.817 | 25.438 | 40.255 | 326.2 | 21st 25 Raul FERNANDEZ APRILIA SPA | | | | | | | |
| 15 | 2'01.006 * | 27.867 | 30.610 | 23.677 | 38.852* | 326.2 | Trackhouse Racing | | | | | | | |
| 16 | 2'00.695 | 27.685 | 30.613 | 23.724 | 38.673 | 326.2 | Runs=3 Total laps=16 Full laps=11 Valid laps=9 | | | | | | | |
| 19th 5 Johann ZARCO HONDA FRA | | | | | | | Run # 1 | Front Tyre Slick-Soft | Rear Tyre Slick-Medium | | | | | |
| CASTROL Honda LCR | | | | | | | | New Tyre | New Tyre | | | | | |
| Runs=3 Total laps=16 Full laps=11 Valid laps=10 | | | | | | | 1 | 3'04.341 | 31.223 | 34.274 | 24.947 | 40.410 | 311.2 | |
| Run # 1 | Front Tyre Slick-Soft | Rear Tyre Slick-Medium | | | | | 2 | 2'03.006 | 28.661 | 30.931 | 24.031 | 39.383 | 320.4 | |
| | New Tyre | New Tyre | | | | | 3 | 2'02.114 | 28.009 | 30.842 | 23.945 | 39.318 | 320.4 | |
| 1 | 2'24.711 | 30.346 | 33.347 | 25.206 | 40.786 | 290.3 | 4 | 2'01.224 | 27.854 | 30.527 | 23.849 | 38.994 | 323.3 | |
| 2 | 2'04.161 | 28.835 | 31.501 | 24.252 | 39.573 | 311.2 | 5 | 2'01.704 | 27.893 | 30.604 | 23.784 | 39.423 | 318.5 | |
| 3 | 2'01.639 | 27.956 | 31.137 | 23.786 | 38.760 | 313.9 | 6 | 2'01.032 | 27.781 | 30.560 | 23.694 | 38.997 | 321.4 | |
| 4 | 2'01.797 | 27.789 | 30.492 | 24.414 | 39.102 | 326.2 | 7 | 2'13.526 P | 30.567 | 32.217 | 28.207* | 42.535 | 312.1 | |
| 5 | 2'01.223 | 27.805 | 30.520 | 23.924 | 38.974 | 326.2 | Run # 2 | Front Tyre Slick-Soft | Rear Tyre Slick-Medium | | | | | |
| 6 | 2'00.699 | 27.774 | 30.382 | 23.777 | 38.766 | 327.2 | | 7 Laps at start | 7 Laps at start | | | | | |
| 7 | 2'03.373 P | 28.058 | 30.926 | 24.122 | 40.267 | 317.6 | 8 | 9'11.258 | 29.750 | 31.593 | 24.206 | 39.245 | 325.3 | |
| Run # 2 | Front Tyre Slick-Soft | Rear Tyre Slick-Medium | | | | | 9 | 2'01.424 | 28.158 | 30.524 | 23.844 | 38.898 | 325.3 | |
| | 7 Laps at start | 7 Laps at start | | | | | 10 | 2'13.893 P | 33.691 | 31.710 | 24.330 | 44.162 | 307.6 | |
| 8 | 8'59.022 | 30.146 | 32.854 | 25.341 | 39.389 | 326.2 | Run # 3 | Front Tyre Slick-Soft | Rear Tyre Slick-Medium | | | | | |
| 9 | 2'01.382 | 27.848 | 30.543 | 23.935 | 39.056 | 326.2 | | 10 Laps at start | 10 Laps at start | | | | | |
| 10 | 2'01.348 | 27.725 | 30.595 | 24.072 | 38.956 | 325.3 | 11 | 7'22.545 | 29.848 | 31.341 | 24.031 | 39.195 | 321.4 | |
| 11 | 2'15.284 | 34.221 | 38.220 | 23.911 | 38.932 | 327.2 | 12 | 2'01.221 | 27.811 | 30.628 | 23.759 | 39.023 | 320.4 | |
| 12 | 2'00.702 | 27.663 | 30.388 | 23.762 | 38.889 | 326.2 | 13 | 2'00.884 * | 27.661 | 30.569* | 23.683 | 38.971 | 322.3 | |
| 13 | 2'04.011 P | 27.792 | 32.540 | 23.947 | 39.732 | 327.2 | 14 | 2'00.909 | 27.590 | 30.465 | 23.862 | 38.992 | 320.4 | |
| Run # 3 | Front Tyre Slick-Soft | Rear Tyre Slick-Medium | | | | | 15 | 2'01.364 * | 27.600 | 30.433 | 23.714 | 39.617* | 321.4 | |
| | 13 Laps at start | 13 Laps at start | | | | | 16 | 2'01.226 | 27.608 | 30.536 | 23.890 | 39.192 | 320.4 | |
| 14 | 7'40.530 | 35.665 | 32.859 | 25.037 | 42.179 | 310.3 | 22nd 36 Joan MIR HONDA SPA | | | | | | | |
| 15 | 2'00.762 * | 27.733 | 30.369 | 23.794 | 38.866* | 327.2 | Repsol Honda Team | | | | | | | |
| 16 | 2'01.363 | 27.626 | 30.811 | 23.840 | 39.086 | 327.2 | Runs=3 Total laps=15 Full laps=10 Valid laps=7 | | | | | | | |
| 20th 10 Luca MARINI HONDA ITA | | | | | | | Run # 1 | Front Tyre Slick-Soft | Rear Tyre Slick-Medium | | | | | |
| Repsol Honda Team | | | | | | | | New Tyre | New Tyre | | | | | |
| Runs=3 Total laps=17 Full laps=12 Valid laps=10 | | | | | | | 1 | 2'20.500 | 30.727 | 33.240 | 25.044 | 40.549 | 314.8 | |

Fastest Lap: Jorge MARTIN Prima Pramac Racing SPA **1'59.383** 27.422 30.196 23.283 38.482

These data/results cannot be reproduced, stored and/or transmitted in whole or in part by any manner of electronic, mechanical, photocopying, recording, broadcasting or otherwise now known or herein after developed without the previous express consent by the copyright owner, except for reproduction in daily press and regular printed publications on sale to the public within 60 days of the event related to those data/results and always provided that copyright symbol appears together as follows below.
© DORNA, 2024



Free Practice Nr. 1

MotoGP

| Lap | Lap Time | T1 | T2 | T3 | T4 | Speed | Lap | Lap Time | T1 | T2 | T3 | T4 | Speed | | |
|----------------|------------------------------|--------|---------|-------------------------------|---------|-------|-----|----------|----|----|----|----|-------|--|--|
| 2 | 2'03.714 | 28.298 | 31.201 | 24.527 | 39.688 | 321.4 | | | | | | | | | |
| 3 | 2'02.040 | 27.908 | 30.790 | 23.955 | 39.387 | 320.4 | | | | | | | | | |
| 4 | 2'09.194 * | 27.776 | 30.663 | 25.412 | 45.343* | 248.2 | | | | | | | | | |
| 5 | 2'01.730 | 27.862 | 30.738 | 23.936 | 39.194 | 324.3 | | | | | | | | | |
| 6 | 2'14.072 P | 27.718 | 36.022 | 25.824 | 44.508 | 319.5 | | | | | | | | | |
| Run # 2 | Front Tyre Slick-Soft | | | Rear Tyre Slick-Medium | | | | | | | | | | | |
| | 6 Laps at start | | | 6 Laps at start | | | | | | | | | | | |
| 7 | 8'42.186 | 29.909 | 32.026 | 24.417 | 39.363 | 319.5 | | | | | | | | | |
| 8 | 2'01.522 | 27.904 | 30.640 | 23.807 | 39.171 | 320.4 | | | | | | | | | |
| 9 | 2'01.076 | 27.657 | 30.553 | 23.852 | 39.014 | 320.4 | | | | | | | | | |
| 10 | 2'04.401 | 27.698 | 33.425 | 24.040 | 39.238 | 321.4 | | | | | | | | | |
| 11 | 2'13.082 P | 27.755 | 35.625 | 25.168 | 44.534 | 315.7 | | | | | | | | | |
| Run # 3 | Front Tyre Slick-Soft | | | Rear Tyre Slick-Medium | | | | | | | | | | | |
| | 11 Laps at start | | | 11 Laps at start | | | | | | | | | | | |
| 12 | 8'51.659 | 30.096 | 31.669 | 23.990 | 39.268 | 320.4 | | | | | | | | | |
| 13 | 2'01.584 * | 27.728 | 30.734* | 24.029 | 39.093 | 323.3 | | | | | | | | | |
| 14 | 2'08.751 | 27.806 | 35.627 | 23.979 | 41.339 | 322.3 | | | | | | | | | |
| 15 | 2'09.730 * | 30.653 | 31.962 | 24.772 | 42.343* | 317.6 | | | | | | | | | |

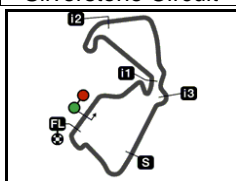
23rd 87 Remy GARDNER YAMAHA AUS
 Monster Energy Yamaha MotoGP Team
 Runs=2 Total laps=17 Full laps=14 Valid laps=12

| Run # | Front Tyre | Slick-Soft | Rear Tyre | Slick-Medium | | | | | |
|----------------|------------------------------|------------|-----------|-------------------------------|---------|-------|--|--|--|
| | New Tyre | | New Tyre | | | | | | |
| 1 | 2'37.572 | 33.468 | 34.789 | 25.873 | 42.163 | 288.7 | | | |
| 2 | 2'07.514 | 29.596 | 32.627 | 24.851 | 40.440 | 313.9 | | | |
| 3 | 2'04.561 | 28.606 | 31.545 | 24.553 | 39.857 | 308.5 | | | |
| 4 | 2'04.632 | 28.526 | 31.746 | 24.347 | 40.013 | 310.3 | | | |
| 5 | 2'04.403 | 28.359 | 31.521 | 24.525 | 39.998 | 317.6 | | | |
| 6 | 2'03.800 | 28.373 | 31.284 | 24.184 | 39.959 | 319.5 | | | |
| 7 | 2'17.599 P | 28.176 | 31.419 | 28.177* | 49.827 | 298.3 | | | |
| Run # 2 | Front Tyre Slick-Soft | | | Rear Tyre Slick-Medium | | | | | |
| | 7 Laps at start | | | 7 Laps at start | | | | | |
| 8 | 11'41.874 | 34.527 | 33.908 | 25.402 | 41.313 | 312.1 | | | |
| 9 | 2'05.834 | 28.855 | 31.804 | 24.770 | 40.405 | 316.7 | | | |
| 10 | 2'04.731 | 28.245 | 31.387 | 24.643 | 40.456 | 321.4 | | | |
| 11 | 2'03.360 | 28.093 | 31.483 | 24.206 | 39.578 | 324.3 | | | |
| 12 | 2'03.047 | 28.083 | 31.274 | 24.216 | 39.474 | 323.3 | | | |
| 13 | 2'07.137 | 28.144 | 31.924 | 24.348 | 42.721 | 321.4 | | | |
| 14 | 2'02.643 * | 28.065 | 31.063 | 24.020 | 39.495* | 325.3 | | | |
| 15 | 2'11.079 | 29.032 | 34.790 | 24.864 | 42.393 | 316.7 | | | |
| 16 | 2'04.420 * | 28.364 | 31.313 | 24.229 | 40.514* | 321.4 | | | |
| 17 | 2'03.338 | 28.361 | 31.419 | 24.019 | 39.539 | 326.2 | | | |

Fastest Lap: Jorge MARTIN Prima Pramac Racing SPA 1'59.383 27.422 30.196 23.283 38.482

These data/results cannot be reproduced, stored and/or transmitted in whole or in part by any manner of electronic, mechanical, photocopying, recording, broadcasting or otherwise now known or herein after developed without the previous express consent by the copyright owner, except for reproduction in daily press and regular printed publications on sale to the public within 60 days of the event related to those data/results and always provided that copyright symbol appears together as follows below.
 © DORNA, 2024

Silverstone Circuit



5900 m.

Results and timing service provided by TISSOT

MONSTER ENERGY BRITISH GRAND PRIX

Free Practice Nr. 1

Best Partial Times

MotoGP™

IT Ideal Lap Time, sum of the best partial times

BT Best Lap Time


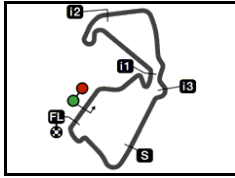
| T1 | | T2 | | T3 | | T4 | | | | IT | | BT | |
|-----|----------------------|---------------|---------------------|---------------|-----------------------|---------------|-----------------------|---------------|-----|---------------------|----------|----------|------|
| Pos | Rider | Time | Rider | Time | Rider | Time | Rider | Time | Pos | Rider | IT | BT | |
| | 1M.VIÑALES | 27.253 | J.MILLER | 30.095 | J.MARTIN | 23.283 | F.BAGNAIA | 38.378 | 1 | J.MARTIN | 1'59.280 | 1'59.383 | (1) |
| | 2J.MARTIN | 27.406 | J.MARTIN | 30.196 | A.ESPARGARO | 23.317 | J.MARTIN | 38.395 | 2 | M.VIÑALES | 1'59.358 | 1'59.473 | (2) |
| | 3F.DI GIANNANTO | 27.407 | F.BAGNAIA | 30.208 | M.VIÑALES | 23.343 | A.ESPARGARO | 38.437 | 3 | A.ESPARGAR | 1'59.487 | 1'59.719 | (3) |
| | 4M.MARQUEZ | 27.407 | E.BASTIANINI | 30.228 | A.MARQUEZ | 23.346 | P.ACOSTA | 38.464 | 4 | F.BAGNAIA | 1'59.504 | 1'59.848 | (8) |
| | 5P.ACOSTA | 27.430 | F.MORBIDELLI | 30.230 | F.QUARTARARO | 23.385 | E.BASTIANINI | 38.476 | 5 | E.BASTIANINI | 1'59.577 | 1'59.822 | (6) |
| | 6J.MILLER | 27.453 | F.QUARTARARO | 30.242 | F.BAGNAIA | 23.392 | M.VIÑALES | 38.486 | 6 | J.MILLER | 1'59.656 | 1'59.727 | (4) |
| | 7A.ESPARGARO | 27.464 | B.BINDER | 30.262 | E.BASTIANINI | 23.400 | B.BINDER | 38.498 | 7 | A.MARQUEZ | 1'59.720 | 2'00.118 | (12) |
| | 8E.BASTIANINI | 27.473 | A.ESPARGARO | 30.269 | F.DI GIANNANTO | 23.418 | M.OLIVEIRA | 38.518 | 8 | F.DI GIANNAN | 1'59.725 | 1'59.830 | (7) |
| | 9F.MORBIDELLI | 27.490 | M.VIÑALES | 30.276 | A.RINS | 23.422 | A.MARQUEZ | 38.531 | 9 | F.MORBIDELLI | 1'59.803 | 1'59.803 | (5) |
| | 10M.BEZZECCHI | 27.496 | M.MARQUEZ | 30.289 | J.MILLER | 23.448 | F.MORBIDELLI | 38.581 | 10 | F.QUARTARAR | 1'59.805 | 1'59.863 | (9) |
| | 11B.BINDER | 27.516 | F.DI GIANNANTO | 30.296 | M.BEZZECCHI | 23.494 | M.MARQUEZ | 38.587 | 11 | B.BINDER | 1'59.820 | 2'00.180 | (13) |
| | 12A.MARQUEZ | 27.523 | A.MARQUEZ | 30.320 | F.MORBIDELLI | 23.502 | F.DI GIANNANTO | 38.604 | 12 | M.MARQUEZ | 1'59.898 | 1'59.933 | (10) |
| | 13F.BAGNAIA | 27.526 | J.ZARCO | 30.369 | M.OLIVEIRA | 23.512 | A.FERNANDEZ | 38.624 | 13 | P.ACOSTA | 1'59.957 | 2'00.052 | (11) |
| | 14A.RINS | 27.528 | M.BEZZECCHI | 30.376 | B.BINDER | 23.544 | F.QUARTARARO | 38.644 | 14 | M.BEZZECCHI | 2'00.074 | 2'00.252 | (14) |
| | 15F.QUARTARARO | 27.534 | P.ACOSTA | 30.403 | L.MARINI | 23.601 | T.NAKAGAMI | 38.658 | 15 | M.OLIVEIRA | 2'00.201 | 2'00.502 | (17) |
| | 16R.FERNANDEZ | 27.590 | T.NAKAGAMI | 30.426 | M.MARQUEZ | 23.615 | J.MILLER | 38.660 | 16 | A.RINS | 2'00.305 | 2'00.450 | (15) |
| | 17J.ZARCO | 27.626 | R.FERNANDEZ | 30.433 | P.ACOSTA | 23.660 | M.BEZZECCHI | 38.708 | 17 | A.FERNANDEZ | 2'00.482 | 2'00.695 | (18) |
| | 18J.MIR | 27.657 | A.FERNANDEZ | 30.496 | A.FERNANDEZ | 23.677 | J.ZARCO | 38.760 | 18 | T.NAKAGAMI | 2'00.501 | 2'00.501 | (16) |
| | 19M.OLIVEIRA | 27.670 | M.OLIVEIRA | 30.501 | R.FERNANDEZ | 23.683 | L.MARINI | 38.812 | 19 | J.ZARCO | 2'00.517 | 2'00.699 | (19) |
| | 20A.FERNANDEZ | 27.685 | L.MARINI | 30.517 | T.NAKAGAMI | 23.701 | A.RINS | 38.813 | 20 | R.FERNANDEZ | 2'00.604 | 2'00.909 | (21) |
| | 21T.NAKAGAMI | 27.716 | A.RINS | 30.542 | J.ZARCO | 23.762 | R.FERNANDEZ | 38.898 | 21 | L.MARINI | 2'00.711 | 2'00.711 | (20) |
| | 22L.MARINI | 27.781 | J.MIR | 30.553 | J.MIR | 23.807 | J.MIR | 39.014 | 22 | J.MIR | 2'01.031 | 2'01.076 | (22) |
| | 23R.GARDNER | 28.065 | R.GARDNER | 31.063 | R.GARDNER | 24.019 | R.GARDNER | 39.474 | 23 | R.GARDNER | 2'02.621 | 2'03.047 | (23) |

These data/results cannot be reproduced, stored and/or transmitted in whole or in part by any manner of electronic, mechanical, photocopying, recording, broadcasting or otherwise now known or herein after developed without the previous express consent by the copyright owner, except for reproduction in daily press and regular printed publications on sale to the public within 60 days of the event related to those data/results and always provided that copyright symbol appears together as follows below.
© DORNA, 2024

Official MotoGP Timing by TISSOT
www.motogp.com




Silverstone Circuit

Results and timing service provided by **MotoGP™**

5900 m.

MONSTER ENERGY BRITISH GRAND PRIX**Free Practice Nr. 1****Fastest Laps Sequence**

| <i>Practice Time</i> |  <i>Rider</i> | <i>Nation</i> | <i>Motorcycle</i> | <i>Time</i> | <i>Km/h</i> | <i>Rider's Lap</i> |
|----------------------|------------------------------------------------------------------------------------------------|---------------|-------------------|-----------------|-------------|--------------------|
| 4'18.449 | 21 Franco MORBIDELLI | ITA | DUCATI | 2'03.395 | 172.1 | 2 |
| 4'19.689 | 43 Jack MILLER | AUS | KTM | 2'02.976 | 172.7 | 2 |
| 4'38.396 | 89 Jorge MARTIN | SPA | DUCATI | 2'02.615 | 173.2 | 2 |
| 4'52.165 | 12 Maverick VIÑALES | SPA | APRILIA | 2'01.436 | 174.9 | 2 |
| 6'20.847 | 43 Jack MILLER | AUS | KTM | 2'01.158 | 175.3 | 3 |
| 6'39.493 | 89 Jorge MARTIN | SPA | DUCATI | 2'01.097 | 175.3 | 3 |
| 6'52.484 | 12 Maverick VIÑALES | SPA | APRILIA | 2'00.319 | 176.5 | 3 |
| 10'34.669 | 43 Jack MILLER | AUS | KTM | 2'00.302 | 176.5 | 5 |
| 10'49.731 | 33 Brad BINDER | RSA | KTM | 2'00.288 | 176.5 | 5 |
| 10'59.980 | 41 Aleix ESPARGARO | SPA | APRILIA | 1'59.769 | 177.3 | 5 |
| 27'20.248 | 89 Jorge MARTIN | SPA | DUCATI | 1'59.627 | 177.5 | 10 |
| 42'51.369 | 89 Jorge MARTIN | SPA | DUCATI | 1'59.509 | 177.7 | 14 |
| 44'50.752 | 89 Jorge MARTIN | SPA | DUCATI | 1'59.383 | 177.9 | 15 |

These data/results cannot be reproduced, stored and/or transmitted in whole or in part by any manner of electronic, mechanical, photocopying, recording, broadcasting or otherwise now known or herein after developed without the previous express consent by the copyright owner, except for reproduction in daily press and regular printed publications on sale to the public within 60 days of the event related to those data/results and always provided that copyright symbol appears together as follows below.

© DORNA, 2024

Official MotoGP Timing by TISSOT
www.motogp.com

**Silverstone, Friday, August 02, 2024**