

5900 m.

MONSTER ENERGY BRITISH GRAND PRIX

Race

Classification after 15 laps = 88.5 km

29

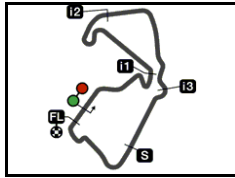
Pos		Rider	Nation	Team	Motorcycle	Total Time	Km/h	Gap
1	25	48 Ivan ORTOLA	SPA	MT Helmets - MSI	KTM	32'42.328	162.3	
2	20	80 David ALONSO	COL	CFMOTO Valresa Aspar Team	CFMOTO	32'42.451	162.3	0.123
3	16	95 Collin VEIJER	NED	Liqui Moly Husqvarna Intact GP	HUSQVARNA	32'42.554	162.3	0.226
4	13	96 Daniel HOLGADO	SPA	Red Bull GASGAS Tech3	GASGAS	32'42.661	162.3	0.333
5	11	82 Stefano NEPA	ITA	LEVELUP - MTA	KTM	32'42.725	162.3	0.397
6	10	6 Ryusei YAMANAKA	JPN	MT Helmets - MSI	KTM	32'42.791	162.3	0.463
7	9	66 Joel KELSO	AUS	BOE Motorsports	KTM	32'42.876	162.3	0.548
8	8	31 Adrian FERNANDEZ	SPA	Leopard Racing	HONDA	32'43.649	162.2	1.321
9	7	99 Jose Antonio RUEDA	SPA	Red Bull KTM Ajo	KTM	32'43.759	162.2	1.431
10	6	24 Tatsuki SUZUKI	JPN	Liqui Moly Husqvarna Intact GP	HUSQVARNA	32'43.865	162.2	1.537
11	5	18 Matteo BERTELLE	ITA	Kopron Rivacold Snipers Team	HONDA	32'43.942	162.2	1.614
12	4	64 David MUÑOZ	SPA	BOE Motorsports	KTM	32'54.870	161.3	12.542
13	3	78 Joel ESTEBAN	SPA	CFMOTO Valresa Aspar Team	CFMOTO	32'54.970	161.3	12.642
14	2	54 Riccardo ROSSI	ITA	CIP Green Power	KTM	32'55.075	161.3	12.747
15	1	10 Nicola CARRARO	ITA	LEVELUP - MTA	KTM	32'55.340	161.2	13.012
16		7 Filippo FARIOLI	ITA	SIC58 Squadra Corse	HONDA	32'56.036	161.2	13.708
17		12 Jacob ROULSTONE	AUS	Red Bull GASGAS Tech3	GASGAS	33'05.387	160.4	23.059
18		22 David ALMANSA	SPA	Kopron Rivacold Snipers Team	HONDA	33'05.894	160.4	23.566
19		5 Tatchakorn BUASRI	THA	Honda Team Asia	HONDA	33'14.913	159.7	32.585
20		55 Noah DETTWILER	SWI	CIP Green Power	KTM	33'30.159	158.4	47.831
21		57 Danial SHAHRIL	MAL	SIC58 Squadra Corse	HONDA	33'34.677	158.1	52.349
Not classified								
		21 Vicente PEREZ	SPA	Fibre Tec Honda - MLav Racing	HONDA	16'44.279	126.8	9 laps
		85 Xabi ZURUTUZA	SPA	Red Bull KTM Ajo	KTM	8'50.229	160.2	11 laps
		36 Angel PIQUERAS	SPA	Leopard Racing	HONDA	2'14.733	157.6	14 laps
		19 Scott OGDEN	GBR	Fibre Tec Honda - MLav Racing	HONDA	2'15.323	156.9	14 laps

The results are provisional until the end of the limit for protest and appeals.

Time limit for protest expires 60' after publication of the results - Time:

These data/results cannot be reproduced, stored and/or transmitted in whole or in part by any manner of electronic, mechanical, photocopying, recording, broadcasting or otherwise now known or herein after developed without the previous express consent by the copyright owner, except for reproduction in daily press and regular printed publications on sale to the public within 60 days of the event related to those data/results and always provided that copyright symbol appears together as follows below.

© DORNA, 2024




5900 m.

MONSTER ENERGY BRITISH GRAND PRIX

Race

Classification after 15 laps = 88.5 km

29

Pos	 Rider	Nation	Team	Motorcycle	Total Time	Km/h	Gap
-----	---	--------	------	------------	------------	------	-----

Race condition: Dry

Air: 17°
Humidity: 65%
Ground: 26°

Pole Position:

Fastest Lap (New record):

Best Race Lap:

All-Time Lap Record:

	Ivan ORTOLA	2'09.270	164.3 Km/h
Lap 4	Adrian FERNANDEZ	2'09.727	163.7 Km/h
2022	Deniz ÖNCÜ	2'11.011	162.1 Km/h
2024	Ivan ORTOLA	2'09.270	164.3 Km/h

11:00'01

11:06'02

11:15'00

11:18'12

11:19'2511:22'23 **Jacob ROULSTONE**

11:22'47 Scott OGDEN

11:22'47 Angel PIQUERAS

11:22'47 Vicente PEREZ

11:25'00 Vicente PEREZ

11:25'09 Vicente PEREZ

11:25'57 Vicente PEREZ

11:26'30 **Jacob ROULSTONE**11:28'24 **Vicente PEREZ**

11:28'54 Xabi ZURUTUZA

11:29'14 **Jose Antonio RUEDA**

11:34'56 Vicente PEREZ

11:40'17 **Matteo BERTELLE**11:41'12 **Noah DETTWILER**11:46'28 **Jacob ROULSTONE**11:51'13 **Filippo FARIOLI**

SIGHTING LAP START

All bikes on grid

WARM UP LAP START

RACE START

No jump startslong lap penalty due to irresponsible riding

crashed out - Rider OK

crashed out - Rider OK

crashed out - Rider OK

re-joined race

entered pits

re-joined race

long lap penalty - COMPLETEDtrack limits warning

crashed out - Rider OK

track limits warning

entered pits and retired

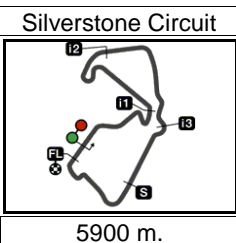
track limits warningtrack limits warningtrack limits warningtrack limits warning

The results are provisional until the end of the limit for protest and appeals.

Time limit for protest expires 60' after publication of the results - Time:

These data/results cannot be reproduced, stored and/or transmitted in whole or in part by any manner of electronic, mechanical, photocopying, recording, broadcasting or otherwise now known or herein after developed without the previous express consent by the copyright owner, except for reproduction in daily press and regular printed publications on sale to the public within 60 days of the event related to those data/results and always provided that copyright symbol appears together as follows below.

© DORNA, 2024



Results and timing service provided by **TISSOT**

MONSTER ENERGY BRITISH GRAND PRIX

Moto3™

World Championship Classification

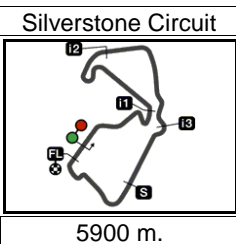
30

Rider		Points	Leader	Previous	QAT	POR	AME	SPA	FRA	CAT	ITA	NED	GER	GBR	AUT	ARA	RSM	EMI	INA	JPN	AUS	THA	MAL	VAL
1 ALONSO David	COL	199			25	13	25	5	25	25	25	11	25	20										
2 ORTOLA Ivan	SPA	146	53	53	7	16	-	16	11	20	10	25	16	25										
3 HOLGADO Daniel	SPA	133	66	13	20	25	20	9	20	10	2	5	9	13										
4 VEIJER Collin	NED	131	68	2	11	10	-	25	16	13	20	20	0	16										
5 MUÑOZ David	SPA	88	111	43	0	7	11	20	-	11	11	16	8	4										
6 YAMANAKA Ryusei	JPN	82	117	6	-	-	13	13	9	5	16	6	10	10										
7 FERNANDEZ Adrian	SPA	75	124	7	-	6	5	10	10	6	8	9	13	8										
8 RUEDA Jose Antonio	SPA	65	134	10	-	20	-	-	8	16	1	13	-	7										
9 KELSO Joel	AUS	64	135	1	8	11	9	11	3	-	4	4	5	9										
10 PIQUERAS Angel	SPA	60	139	4	4	-	16	6	6	4	5	8	11	-										
11 FURUSATO Taiyo	JPN	54	145	6	16	0	-	0	2	-	13	3	20	-										
12 NEPA Stefano	ITA	51	148	3	10	9	0	7	0	3	-	7	4	11										
13 SUZUKI Tatsuki	JPN	44	155	7	9	4	10	0	7	1	-	-	7	6										
14 ROULSTONE Jacob	AUS	44	155	0	6	5	8	4	4	8	7	2	-	0										
15 ESTEBAN Joel	SPA	41	158	3	5	8	7	-	13	2	0	1	2	3										
16 LUNETTA Luca	ITA	34	165	7	1	0	0	0	5	9	9	10	-	-										
17 BERTELLE Matteo	ITA	20	179	14	-	-	6	2	-	0	6	0	1	5										
18 ROSSI Riccardo	ITA	18	181	2	13	-	0	0	-	-	3	0	0	2										
19 CARRARO Nicola	ITA	16	183	2	2	1	4	8	0	0	0	0	0	1										
20 FARIOLI Filippo	ITA	14	185	2	-	0	1	3	-	7	0	0	3	0										
21 OGDEN Scott	GBR	11	188	3	3	2	-	0	-	0	0	0	6	-										
22 ZURUTUZA Xabi	SPA	3	196	8	-	-	3	0	0	0	-	0	0	-										

These data/results cannot be reproduced, stored and/or transmitted in whole or in part by any manner of electronic, mechanical, photocopying, recording, broadcasting or otherwise now known or herein after developed without the previous express consent by the copyright owner, except for reproduction in daily press and regular printed publications on sale to the public within 60 days of the event related to those data/results and always provided that copyright symbol appears together as follows below.
© DORNA, 2024

Official MotoGP Timing by **TISSOT**
www.motogp.com





Results and timing service provided by **TISSOT**

MONSTER ENERGY BRITISH GRAND PRIX

Moto3™

World Championship Classification

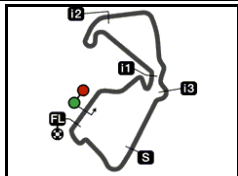
30

Rider		Points	Leader	Previous	QAT	POR	AME	SPA	FRA	CAT	ITA	NED	GER	GBR	AUT	ARA	RSM	EMI	INA	JPN	AUS	THA	MAL	VAL
23 PEREZ Vicente	SPA	3	196	0	-	3	-	0	-	-	-	-	-	-	-	-	-	-	-	-	-	-	-	-
24 DETTWILER Noah	SWI	2	197	1	0	0	2	0	0	0	0	0	0	0	-	-	-	-	-	-	-	-	-	-
25 ALMANSA David	SPA	2	197	0	-	-	-	1	1	-	0	-	0	0	-	-	-	-	-	-	-	-	-	-
26 WHATLEY Joshua	GBR	0	199	2	0	0	0	0	0	0	0	0	0	-	-	-	-	-	-	-	-	-	-	-
27 BUASRI Tatchakorn	THA	0	199	0	0	0	-	0	0	0	0	0	0	0	-	-	-	-	-	-	-	-	-	0
28 SHAHRIL Danial	MAL	0	199	0	-	-	-	-	-	-	-	-	-	-	-	-	-	-	-	-	-	-	-	0
29 AL SAHOUTI Hamad	QAT	0	199	0	-	0	-	-	-	-	-	-	-	-	-	-	-	-	-	-	-	-	-	-
30 ADITAMA Arbi	INA	0	199	0	-	-	-	-	-	0	-	-	-	-	-	-	-	-	-	-	-	-	-	-

These data/results cannot be reproduced, stored and/or transmitted in whole or in part by any manner of electronic, mechanical, photocopying, recording, broadcasting or otherwise now known or herein after developed without the previous express consent by the copyright owner, except for reproduction in daily press and regular printed publications on sale to the public within 60 days of the event related to those data/results and always provided that copyright symbol appears together as follows below.
© DORNA, 2024

Official MotoGP Timing by **TISSOT**
www.motogp.com





5900 m.

MONSTER ENERGY BRITISH GRAND PRIX

Moto3™

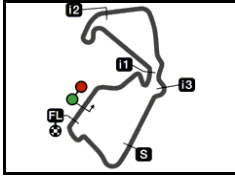
World Championship Classification

30

Constructor		Points	Leader	Previous	QAT	POR	AME	SPA	FRA	CAT	ITA	NED	GER	GBR	AUT	ARA	RSM	EMI	INA	JPN	AUS	THA	MAL	VAL
1	CFMOTO	199			25	13	25	5	25	25	25	11	25	20										
2	KTM	179	20	20	13	20	13	20	11	20	16	25	16	25										
3	HUSQVARNA	148	51	31	11	10	10	25	16	13	20	20	7	16										
4	GASGAS	138	61	10	20	25	20	9	20	10	7	5	9	13										
5	HONDA	118	81	20	16	6	16	10	10	9	13	10	20	8										

Team		Points	Leader	Previous	QAT	POR	AME	SPA	FRA	CAT	ITA	NED	GER	GBR	AUT	ARA	RSM	EMI	INA	JPN	AUS	THA	MAL	VAL
1	CFMOTO VALRESA ASPAR TEAM	240			30	21	32	5	38	27	25	12	27	23										
2	MT HELMETS - MSI	228	12	12	7	16	13	29	20	25	26	31	26	35										
3	RED BULL GASGAS TECH3	177	63	51	26	30	28	13	24	18	9	7	9	13										
4	LIQUI MOLY HUSQVARNA INTACT GP	175	65	2	20	14	10	25	23	14	20	20	7	22										
5	BOE MOTORSPORTS	152	88	23	8	18	20	31	3	11	15	20	13	13										
6	LEOPARD RACING	135	105	17	4	6	21	16	16	10	13	17	24	8										
7	RED BULL KTM AJO	71	169	64	-	23	3	-	8	16	1	13	-	7										
8	LEVELUP - MTA	67	173	4	12	10	4	15	-	3	-	7	4	12										
9	HONDA TEAM ASIA	54	186	13	16	-	-	-	2	-	13	3	20	-										
10	SIC58 SQUADRA CORSE	48	192	6	1	-	1	3	5	16	9	10	3	-										
11	KOPRON RIVACOLD SNIPERS TEAM	22	218	26	-	-	6	3	1	-	6	-	1	5										
12	CIP GREEN POWER	20	220	2	13	-	2	-	-	-	3	-	-	2										
13	FIBRE TEC HONDA - MLAV RACING	11	229	9	3	2	-	-	-	-	-	-	6	-										

These data/results cannot be reproduced, stored and/or transmitted in whole or in part by any manner of electronic, mechanical, photocopying, recording, broadcasting or otherwise now known or herein after developed without the previous express consent by the copyright owner, except for reproduction in daily press and regular printed publications on sale to the public within 60 days of the event related to those data/results and always provided that copyright symbol appears together as follows below.
© DORNA, 2024



5900 m.

MONSTER ENERGY BRITISH GRAND PRIX

Race

Lap Chart

31

Pos	1	2	3	4	5	6	7	8	9	10	11	12	13	14	15	16	17	18	19	20	21	22	23	24	25
Grid	48	95	66	80	6	12	82	96	24	99	36	31	18	85	10	7	19	54	5	21	64	78	22	55	57

1	66	48	96	6	80	95	82	24	18	36	99	31	10	19	78	54	7	5	21	85	22	55	57	64	12
2	66	96	48	80	6	82	95	24	18	99	31	78	10	54	7	5	85	22	64	55	12	57	21		
3	96	66	48	82	80	6	95	24	18	99	31	78	54	10	5	7	64	85	22	12	55	57	21		
4	96	66	48	82	80	95	6	24	18	99	31	78	54	10	64	7	5	85	22	55	12	57	21		
5	66	96	80	82	48	24	6	95	31	18	99	78	54	10	64	7	5	22	55	12	57	21			
6	48	66	96	82	80	24	6	31	95	18	99	64	78	54	10	7	22	5	55	12	57	21			
7	96	82	48	66	80	31	6	95	24	18	99	64	78	54	10	7	22	5	12	55	57				
8	96	66	82	48	80	6	31	95	24	18	99	64	54	78	10	7	22	5	12	57	55				
9	96	48	80	66	95	6	31	82	99	18	24	64	54	78	10	7	22	5	12	57	55				
10	48	96	80	66	95	31	82	6	99	24	18	64	54	78	10	7	22	12	5	55	57				
L	11	48	95	96	80	82	31	66	99	6	24	18	78	64	54	7	10	12	22	5	55	57			
a	12	95	80	48	96	82	31	6	99	66	24	18	78	64	54	7	10	12	22	5	55	57			
P	13	80	48	95	96	66	82	31	6	99	24	18	64	54	7	78	10	22	12	5	55	57			
S	14	95	96	48	80	82	66	6	24	31	18	99	64	54	78	10	7	22	12	5	55	57			
	15	48	80	95	96	82	6	66	31	99	24	18	64	78	54	10	7	12	22	5	55	57			



Winner



Lapped rider

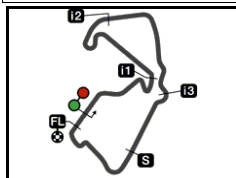
These data/results cannot be reproduced, stored and/or transmitted in whole or in part by any manner of electronic, mechanical, photocopying, recording, broadcasting or otherwise now known or herein after developed without the previous express consent by the copyright owner, except for reproduction in daily press and regular printed publications on sale to the public within 60 days of the event related to those data/results and always provided that copyright symbol appears together as follows below.

© DORNA, 2024

Official MotoGP Timing by TISSOT
www.motogp.com

Silverstone, Sunday, August 04, 2024






5900 m.

MONSTER ENERGY BRITISH GRAND PRIX

Race

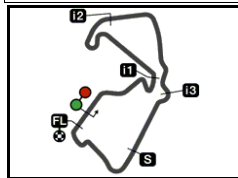
Fastest Lap of Each Rider

32

	Rider	Nation	Team	Motorcycle	Time	Lap Total	Gap
1	31 Adrian FERNANDEZ	SPA	Leopard Racing	HONDA	2'09.727	4 15	
2	82 Stefano NEPA	ITA	LEVELUP - MTA	KTM	2'09.773	2 15	0.046 0.046
3	96 Daniel HOLGADO	SPA	Red Bull GASGAS Tech3	GASGAS	2'09.879	2 15	0.152 0.106
4	95 Collin VEIJER	NED	Liqui Moly Husqvarna Intact GP	HUSQVARNA	2'09.918	11 15	0.191 0.039
5	80 David ALONSO	COL	CFMOTO Valresa Aspar Team	CFMOTO	2'09.931	2 15	0.204 0.013
6	24 Tatsuki SUZUKI	JPN	Liqui Moly Husqvarna Intact GP	HUSQVARNA	2'09.945	2 15	0.218 0.014
7	18 Matteo BERTELLE	ITA	Kopron Rivacold Snipers Team	HONDA	2'09.948	3 15	0.221 0.003
8	64 David MUÑOZ	SPA	BOE Motorsports	KTM	2'09.955	4 15	0.228 0.007
9	99 Jose Antonio RUEDA	SPA	Red Bull KTM Ajo	KTM	2'09.964	4 15	0.237 0.009
10	6 Ryusei YAMANAKA	JPN	MT Helmets - MSI	KTM	2'10.117	12 15	0.390 0.153
11	48 Ivan ORTOLA	SPA	MT Helmets - MSI	KTM	2'10.185	3 15	0.458 0.068
12	12 Jacob ROULSTONE	AUS	Red Bull GASGAS Tech3	GASGAS	2'10.304	3 15	0.577 0.119
13	66 Joel KELSO	AUS	BOE Motorsports	KTM	2'10.325	2 15	0.598 0.021
14	78 Joel ESTEBAN	SPA	CFMOTO Valresa Aspar Team	CFMOTO	2'10.453	2 15	0.726 0.128
15	54 Riccardo ROSSI	ITA	CIP Green Power	KTM	2'10.526	3 15	0.799 0.073
16	10 Nicola CARRARO	ITA	LEVELUP - MTA	KTM	2'10.601	4 15	0.874 0.075
17	7 Filippo FARIOLI	ITA	SIC58 Squadra Corse	HONDA	2'10.623	5 15	0.896 0.022
18	85 Xabi ZURUTUZA	SPA	Red Bull KTM Ajo	KTM	2'10.781	4 4	1.054 0.158
19	22 David ALMANSA	SPA	Kopron Rivacold Snipers Team	HONDA	2'10.783	4 15	1.056 0.002
20	5 Tatchakorn BUASRI	THA	Honda Team Asia	HONDA	2'11.018	3 15	1.291 0.235
21	55 Noah DETTWILER	SWI	CIP Green Power	KTM	2'11.360	4 15	1.633 0.342
22	57 Danial SHAHRIL	MAL	SIC58 Squadra Corse	HONDA	2'12.544	2 15	2.817 1.184
23	21 Vicente PEREZ	SPA	Fibre Tec Honda - MLav Racing	HONDA	2'13.486	5 6	3.759 0.942

These data/results cannot be reproduced, stored and/or transmitted in whole or in part by any manner of electronic, mechanical, photocopying, recording, broadcasting or otherwise now known or herein after developed without the previous express consent by the copyright owner, except for reproduction in daily press and regular printed publications on sale to the public within 60 days of the event related to those data/results and always provided that copyright symbol appears together as follows below.

© DORNA, 2024



5900 m.

MONSTER ENERGY BRITISH GRAND PRIX

After the Race

Event Best Maximum Speed

33



Rider	Nation Team	Motorcycle	Km/h
95 Collin VEIJER	NED Liqui Moly Husqvarna Intact GP	HUSQVARNA	238.4 Race
6 Ryusei YAMANAKA	JPN MT Helmets - MSI	KTM	237.8 Race
96 Daniel HOLGADO	SPA Red Bull GASGAS Tech3	GASGAS	237.8 Free Practice
99 Jose Antonio RUEDA	SPA Red Bull KTM Ajo	KTM	236.8 Race
82 Stefano NEPA	ITA LEVELUP - MTA	KTM	236.8 Race
12 Jacob ROULSTONE	AUS Red Bull GASGAS Tech3	GASGAS	236.3 Free Practice
24 Tatsuki SUZUKI	JPN Liqui Moly Husqvarna Intact GP	HUSQVARNA	236.3 Race
80 David ALONSO	COL CFMOTO Valresa Aspar Team	CFMOTO	235.8 Race
85 Xabi ZURUTUZA	SPA Red Bull KTM Ajo	KTM	235.8 Race
48 Ivan ORTOLA	SPA MT Helmets - MSI	KTM	235.8 Race
31 Adrian FERNANDEZ	SPA Leopard Racing	HONDA	235.8 Race
10 Nicola CARRARO	ITA LEVELUP - MTA	KTM	234.7 Race
66 Joel KELSO	AUS BOE Motorsports	KTM	234.7 Race
55 Noah DETTWILER	SWI CIP Green Power	KTM	234.7 Race
64 David MUÑOZ	SPA BOE Motorsports	KTM	234.7 Race
78 Joel ESTEBAN	SPA CFMOTO Valresa Aspar Team	CFMOTO	233.7 Race
19 Scott OGDEN	GBR Fibre Tec Honda - MLav Racing	HONDA	233.7 Race
36 Angel PIQUERAS	SPA Leopard Racing	HONDA	233.7 Race
21 Vicente PEREZ	SPA Fibre Tec Honda - MLav Racing	HONDA	233.2 Race
18 Matteo BERTELLE	ITA Kopron Rivacold Snipers Team	HONDA	233.2 Race
54 Riccardo ROSSI	ITA CIP Green Power	KTM	233.2 Race
5 Tatchakorn BUASRI	THA Honda Team Asia	HONDA	232.7 Race
7 Filippo FARIOLI	ITA SIC58 Squadra Corse	HONDA	232.7 Practice Nr. 2
22 David ALMANSA	SPA Kopron Rivacold Snipers Team	HONDA	231.7 Race
57 Danial SHAHRIL	MAL SIC58 Squadra Corse	HONDA	231.7 Race

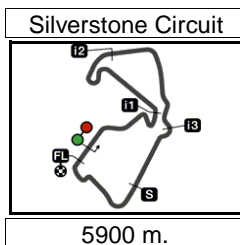
These data/results cannot be reproduced, stored and/or transmitted in whole or in part by any manner of electronic, mechanical, photocopying, recording, broadcasting or otherwise now known or herein after developed without the previous express consent by the copyright owner, except for reproduction in daily press and regular printed publications on sale to the public within 60 days of the event related to those data/results and always provided that copyright symbol appears together as follows below.

© DORNA, 2024

Official MotoGP Timing by TISSOT
www.motogp.com



Silverstone, Sunday, August 04, 2024



MONSTER ENERGY BRITISH GRAND PRIX
Race
Chronological Analysis of Performances

34

* Lap / Sector time cancelled T1 Time from finish line to 1st intermediate T3 Time from 2nd intermed. to 3rd intermed.
P Crossing the finish line in pit lane T2 Time from 1st intermed. to 2nd intermed. T4 Time from 3rd intermediate to finish line

Lap	Lap Time	T1	T2	T3	T4	Speed	Lap	Lap Time	T1	T2	T3	T4	Speed
1st 48 Ivan ORTOLA MT Helmets - MSI SPA													
Runs=1 Total laps=15 Full laps=14 Valid laps=13													
1	2'12.973	31.883	33.292	25.598	42.200	227.8	9	2'10.741 *	29.323	33.063	25.663*	42.692	238.4
2	2'10.202	29.052	33.125	25.802	42.223	230.2	10	2'11.238	29.278	33.146	25.959	42.855	232.2
3	2'10.185	29.152	33.090	25.671	42.272	230.7	11	2'09.918	29.283	32.929	25.534	42.172	234.7
4	2'10.540	29.130	33.074	25.973	42.363	231.7	12	2'10.161	29.196	33.236	25.406	42.323	232.2
5	2'11.072 *	29.547	32.969	25.708	42.848*	224.5	13	2'11.462	29.202	33.522	26.010	42.728	234.7
6	2'10.237	29.224	33.035	25.634	42.344	229.2	14	2'10.063	29.067	33.054	25.664	42.278	236.8
7	2'10.899	29.195	33.333	25.684	42.687	224.0	15	2'11.268	29.156	33.394	26.063	42.655	231.2
8	2'10.888	29.231	33.164	26.125	42.368	232.2							
9	2'10.911	29.378	33.128	25.831	42.574	231.2							
10	2'10.988	29.308	33.341	25.891	42.448	230.2							
11	2'10.218	29.027	33.269	25.568	42.354	225.4							
12	2'10.881	29.133	33.375	25.600	42.773	224.5							
13	2'10.954	29.171	33.499	25.684	42.600	235.8							
14	2'10.852	28.976	33.196	25.655	43.025	230.7							
15	2'10.528	29.059	33.221	25.615	42.633	229.7							
4th 96 Daniel HOLGADO Red Bull GASGAS Te SPA													
Runs=1 Total laps=15 Full laps=14 Valid laps=13													
1	2'13.224	32.297	33.358	25.445	42.124	233.7							
2	2'09.879	28.953	33.031	25.591	42.304	230.2							
3	2'10.029	29.020	33.126	25.701	42.182	229.2							
4	2'10.626	29.008	33.258	25.701	42.659	225.4							
5	2'10.986	29.109	33.301	25.781	42.795	223.6							
6	2'10.841	29.051	33.172	25.710	42.908	225.0							
7	2'10.318	29.213	33.116	25.688	42.301	230.7							
8	2'10.805	29.170	33.307	25.795	42.533	225.9							
9	2'11.129	29.332	33.335	25.726	42.736	227.3							
10	2'11.494	29.254	33.518	25.702	43.020	225.9							
11	2'10.381	29.022	33.175	25.962	42.222	235.2							
12	2'10.471 *	29.371	33.106	25.568	42.426*	235.8							
13	2'11.111	29.104	33.292	25.681	43.034	231.7							
14	2'10.404	29.122	33.041	25.650	42.591	234.2							
15	2'10.963	29.066	33.583	25.654	42.660	231.7							
2nd 80 David ALONSO CFMOTO Valresa Asp COL													
Runs=1 Total laps=15 Full laps=14 Valid laps=13													
1	2'13.434	32.236	33.375	25.624	42.199	234.2							
2	2'09.931	29.140	32.946	25.557	42.288	235.8							
3	2'10.380	29.158	33.086	25.636	42.500	234.7							
4	2'10.399 *	29.093	32.979	25.830	42.497*	234.2							
5	2'10.708	29.453	33.033	25.801	42.421	234.7							
6	2'10.984	29.126	33.192	25.978	42.688	233.2							
7	2'10.502	29.219	33.080	25.834	42.369	235.8							
8	2'10.878	29.319	33.121	25.936	42.502	234.7							
9	2'10.914	29.404	33.159	25.773	42.578	235.8							
10	2'11.420	29.266	33.373	25.917	42.864	234.2							
11	2'10.237	29.151	32.980	25.631	42.475	229.2							
12	2'10.083	29.178	33.270	25.378	42.257	235.8							
13	2'10.809	29.193	33.335	25.646	42.635	226.4							
14	2'11.223	29.090	33.280	25.627	43.226	226.4							
15	2'10.549	29.054	33.051	25.777	42.667	228.3							
3rd 95 Collin VEIJER Liqui Moly Husqvarna NED													
Runs=1 Total laps=15 Full laps=14 Valid laps=13													
1	2'13.694	32.638	33.292	25.528	42.236	236.8							
2	2'10.063	29.311	32.943	25.477	42.332	233.7							
3	2'10.208	29.236	32.952	25.653	42.367	237.8							
4	2'10.336	29.275	32.950	25.722	42.389	236.8							
5	2'11.074	29.680	33.043	25.770	42.581	237.3							
6	2'10.892	29.681	32.965	25.871	42.375	232.7							
7	2'10.512	29.349	33.261	25.558	42.344	236.3							
8	2'10.924	29.300	32.907	26.062	42.655	235.8							
5th 82 Stefano NEPA LEVELUP - MTA ITA													
Runs=1 Total laps=15 Full laps=14 Valid laps=12													
1	2'13.794	32.503	33.241	25.600	42.450	234.7							
2	2'09.773	29.052	32.931	25.500	42.290	235.8							
3	2'09.995	29.258	33.002	25.642	42.093	236.3							
4	2'10.394	29.102	32.973	25.633	42.686	223.1							
5	2'10.934	29.201	33.051	25.999	42.683	225.0							
6	2'10.787 *	29.378	33.026	25.956	42.427*	236.8							
7	2'10.303	29.264	33.044	25.744	42.251	232.7							
8	2'10.884	29.223	33.225	25.884	42.552	225.4							
9	2'11.915	29.607	33.168	25.794	43.346	232.7							
10	2'11.036 *	29.358	33.027	25.769	42.882*	235.8							
11	2'10.271	29.271	33.031	25.483	42.486	235.2							
12	2'10.231	29.090	33.121	25.568	42.452	236.3							
13	2'11.128	29.105	33.295	25.876	42.852	232.2							
14	2'10.515	29.138	32.939	25.369	43.069	233.2							
15	2'10.765	29.116	33.696	25.378	42.575	231.7							

Fastest Lap: Adrian FERNANDEZ Leopard Racing SPA **2'09.727** 29.087 33.085 25.345 42.210

These data/results cannot be reproduced, stored and/or transmitted in whole or in part by any manner of electronic, mechanical, photocopying, recording, broadcasting or otherwise now known or herein after developed without the previous express consent by the copyright owner, except for reproduction in daily press and regular printed publications on sale to the public within 60 days of the event related to those data/results and always provided that copyright symbol appears together as follows below.
© DORNA, 2024



Race

Moto3

Lap	Lap Time	T1	T2	T3	T4	Speed	Lap	Lap Time	T1	T2	T3	T4	Speed	
6th	6	Ryusei YAMANAKA MT Helmets - MSI JPN						1	2'14.851	33.449	33.274	25.694	42.434	235.2
		Runs=1	Total laps=15	Full laps=14	Valid laps=12		2	2'09.769 *	29.078	33.132	25.464	42.095*	231.2	
1	2'13.311	32.110	33.202	25.608	42.391	231.2	3	2'10.140	29.073	33.281	25.595	42.191	228.8	
2	2'10.171	29.349	32.908	25.614	42.300	236.3	4	2'09.964	29.053	33.162	25.527	42.222	231.7	
3	2'10.347	29.137	33.039	25.705	42.466	237.8	5	2'10.974 *	29.540	33.513*	25.429	42.492*	235.2	
4	2'10.532	29.104	32.957	25.877	42.594	234.2	6	2'10.757	29.469	33.150	25.771	42.367	231.2	
5	2'10.842	29.690	33.031	25.583	42.538	236.8	7	2'10.850	29.470	33.286	25.641	42.453	230.7	
6	2'10.826	29.328	32.959	25.961	42.578	237.3	8	2'10.672	29.220	33.184	25.688	42.580	234.2	
7	2'10.647	29.383	33.015	25.869	42.380	234.2	9	2'10.890	29.391	33.129	25.702	42.668	236.8	
8	2'10.799	29.175	33.099	25.880	42.645	235.2	10	2'11.096	29.438	33.057	25.937	42.664	236.8	
9	2'11.089 *	29.221	33.177	25.751	42.940*	237.8	11	2'10.334	29.573	33.038	25.448	42.275	235.8	
10	2'11.349 *	29.229	33.167	26.076	42.877*	237.3	12	2'10.523	29.525	33.077	25.522	42.399	232.2	
11	2'10.590	29.701	33.036	25.471	42.382	236.8	13	2'10.927	29.418	33.101	25.818	42.590	235.8	
12	2'10.117	29.222	32.983	25.482	42.430	236.8	14	2'11.353	29.961	33.202	25.708	42.482	228.8	
13	2'11.058	29.136	33.508	25.658	42.756	236.3	15	2'10.659	29.247	33.158	25.837	42.417	233.2	
14	2'10.590	29.169	33.179	25.408	42.834	233.7								
15	2'10.523	29.120	33.480	25.524	42.399	231.2								
7th	66	Joel KELSO BOE Motorsports AUS						1	2'13.913	32.713	33.286	25.619	42.295	233.7
		Runs=1	Total laps=15	Full laps=14	Valid laps=14		2	2'09.945	29.170	32.933	25.536	42.306	234.2	
1	2'12.546	31.614	33.100	25.551	42.281	224.5	3	2'10.185	29.198	33.017	25.650	42.320	235.8	
2	2'10.325	29.079	33.179	25.672	42.395	224.0	4	2'10.408	29.275	33.009	25.693	42.431	235.2	
3	2'10.391	29.051	33.227	25.628	42.485	223.6	5	2'10.625	29.372	32.904	25.831	42.518	233.2	
4	2'10.549	29.116	33.107	25.905	42.421	225.4	6	2'10.823	29.286	33.046	25.948	42.543	236.3	
5	2'10.718	29.498	33.021	25.971	42.228	231.7	7	2'11.012	29.259	33.083	25.960	42.710	233.2	
6	2'10.887	29.069	33.332	26.077	42.409	230.2	8	2'10.858	29.247	33.062	25.926	42.623	234.7	
7	2'10.834	29.179	33.284	25.974	42.397	233.2	9	2'11.304	29.352	33.087	26.120	42.745	236.3	
8	2'10.551	29.257	33.117	25.800	42.377	231.2	10	2'10.975	29.488	33.004	25.810	42.673	235.8	
9	2'11.489	29.417	33.218	25.783	43.071	228.8	11	2'10.565	29.725	33.121	25.527	42.192	233.7	
10	2'11.392	29.221	33.323	25.728	43.120	233.7	12	2'10.386 *	29.301	33.167*	25.512	42.406	232.2	
11	2'10.567	29.712	33.049	25.406	42.400	234.7	13	2'10.826	29.311	33.110	25.846	42.559	235.2	
12	2'10.671	29.266	33.069	25.493	42.843	233.7	14	2'10.527	29.502	32.990	25.541	42.494	229.2	
13	2'10.466	29.114	33.166	25.632	42.554	232.2	15	2'11.513	29.693	33.254	25.925	42.641	230.7	
14	2'10.692	29.335	33.014	25.536	42.807	232.2								
15	2'10.798	29.161	33.372	25.672	42.593	230.2								
8th	31	Adrian FERNANDEZ Leopard Racing SPA						1	2'14.567	32.985	33.352	25.623	42.607	232.7
		Runs=1	Total laps=15	Full laps=14	Valid laps=13		2	2'09.701 *	29.061	33.045	25.508	42.087*	228.3	
1	2'15.016	33.507	33.469	25.605	42.435	233.2	3	2'09.948	28.954	33.093	25.564	42.337	231.7	
2	2'10.113	29.314	33.130	25.400	42.269	228.3	4	2'10.397	29.281	33.066	25.606	42.444	233.2	
3	2'10.131	29.161	33.172	25.535	42.263	228.3	5	2'11.007	29.534	33.163	25.633	42.677	232.2	
4	2'09.727	29.087	33.085	25.345	42.210	230.2	6	2'10.758	29.292	33.064	25.838	42.564	229.2	
5	2'10.495	29.305	33.267	25.507	42.416	234.2	7	2'10.767	29.333	33.134	26.110	42.190	231.2	
6	2'10.642	29.177	33.156	25.820	42.489	229.2	8	2'10.763	29.180	33.071	25.851	42.661	232.7	
7	2'10.340	29.222	33.006	25.772	42.340	234.2	9	2'11.107	29.337	33.108	25.733	42.929	232.7	
8	2'11.137	29.277	33.165	26.035	42.660	235.8	10	2'11.163 *	29.631	33.170*	25.684	42.678*	232.7	
9	2'11.123	29.193	33.279	25.810	42.841	232.2	11	2'10.644	29.646	33.287	25.517	42.194	232.2	
10	2'11.014 *	29.186	33.201	26.041	42.586*	233.2	12	2'10.334	29.262	33.163	25.494	42.415	232.7	
11	2'10.405	29.507	33.065	25.446	42.387	235.8	13	2'10.801	29.296	33.138	25.797	42.570	233.2	
12	2'10.333	29.221	33.155	25.446	42.511	233.7	14	2'10.696	29.585	33.066	25.591	42.454	231.2	
13	2'11.057	29.111	33.348	25.793	42.805	233.2	15	2'11.289	29.294	33.287	25.895	42.813	226.4	
14	2'11.000	29.499	33.178	25.746	42.577	229.7								
15	2'11.116	29.238	33.420	25.791	42.667	227.8								
9th	99	Jose Antonio RUED Red Bull KTM Ajo SPA						1	2'17.701	33.292	33.093	25.526	45.790	231.7
		Runs=1	Total laps=15	Full laps=14	Valid laps=12		2	2'11.079	30.300	33.129	25.345	42.305	232.2	

Fastest Lap: Adrian FERNANDEZ Leopard Racing SPA 2'09.727 29.087 33.085 25.345 42.210

These data/results cannot be reproduced, stored and/or transmitted in whole or in part by any manner of electronic, mechanical, photocopying, recording, broadcasting or otherwise now known or herein after developed without the previous express consent by the copyright owner, except for reproduction in daily press and regular printed publications on sale to the public within 60 days of the event related to those data/results and always provided that copyright symbol appears together as follows below.
© DORNA, 2024

Race

Moto3

Lap	Lap Time	T1	T2	T3	T4	Speed	Lap	Lap Time	T1	T2	T3	T4	Speed
3	2'10.436	29.221	33.288	25.505	42.422	230.2	5	2'11.258	29.497	33.289	25.873	42.599	233.2
4	2'09.955	29.047	33.228	25.363	42.317	234.7	6	2'11.414	29.438	33.403	25.844	42.729	233.2
5	2'09.957	29.080	33.060	25.513	42.304	231.2	7	2'11.129	29.338	33.386	25.611	42.794	231.7
6	2'10.506	29.270	33.144	25.406	42.686	226.8	8	2'11.037 *	29.178	33.394	25.839*	42.626	231.7
7	2'11.050	29.257	33.468	25.680	42.645	226.8	9	2'11.525	29.339	33.349	25.940	42.897	233.2
8	2'11.120	29.280	33.434	25.843	42.563	225.4	10	2'11.556 *	29.415	33.481	25.788*	42.872	231.7
9	2'11.547	29.489	33.503	25.766	42.789	228.3	11	2'12.682	30.231	33.462	26.124	42.865	233.2
10	2'11.857	29.452	33.498	25.798	43.109	226.4	12	2'11.914	29.634	33.392	25.952	42.936	231.2
11	2'12.396	29.949	33.691	26.048	42.708	225.4	13	2'12.707	29.796	33.575	25.966	43.370	233.7
12	2'11.796	29.763	33.363	25.869	42.801	226.8	14	2'11.525	29.463	33.339	25.929	42.794	230.7
13	2'12.345	30.061	33.591	26.003	42.690	226.8	15	2'10.999	29.367	33.455	25.480	42.697	232.7
14	2'11.517	29.309	33.482	25.967	42.759	225.9							
15	2'11.608	29.451	33.550	25.792	42.815	226.4							

16th 7 **Filippo FARIOLI** SIC58 Squadra Corse ITA
Runs=1 Total laps=15 Full laps=14 Valid laps=11

13th 78 **Joel ESTEBAN** CFMOTO Valresa Asp SPA
Runs=1 Total laps=15 Full laps=14 Valid laps=14

1	2'15.517	33.766	33.740	25.592	42.419	233.7
2	2'10.453	29.371	33.175	25.334	42.573	231.2
3	2'10.580	29.453	33.176	25.642	42.309	229.7
4	2'10.780	29.355	33.274	25.629	42.522	228.8
5	2'11.259	29.447	33.293	25.804	42.715	226.4
6	2'11.290	29.332	33.363	25.838	42.757	227.8
7	2'11.158	29.322	33.309	25.725	42.802	229.2
8	2'11.119	29.200	33.310	26.017	42.592	229.7
9	2'11.594	29.412	33.410	25.871	42.901	230.7
10	2'11.635	29.464	33.373	25.848	42.950	231.2
11	2'12.088	29.555	33.729	25.978	42.826	227.8
12	2'11.880	29.546	33.505	25.941	42.888	226.8
13	2'13.345	30.286	33.643	26.027	43.389	227.3
14	2'11.481	29.410	33.381	25.922	42.768	230.7
15	2'10.791	29.347	33.324	25.567	42.553	232.7

1	2'15.927	33.581	33.897	25.837	42.612	228.8
2	2'10.577 *	29.221	33.359	25.609	42.388*	230.2
3	2'11.345	29.451	33.286	25.818	42.790	226.4
4	2'11.486	29.340	33.176	25.931	43.039	225.9
5	2'10.623	29.250	33.081	25.623	42.669	226.4
6	2'11.438	29.324	33.389	25.834	42.891	224.5
7	2'11.180	29.316	33.353	25.817	42.694	224.5
8	2'11.217	29.189	33.427	25.861	42.740	224.0
9	2'10.918	29.208	33.291	25.808	42.611	226.8
10	2'10.910	29.371	33.289	25.743	42.507	227.3
11	2'12.356 *	29.919	33.578*	25.967	42.892	227.8
12	2'11.747	29.728	33.422	25.776	42.821	229.2
13	2'12.756	29.660	33.595	25.964	43.537	221.3
14	2'12.184	29.500	33.967	26.009	42.708	228.3
15	2'11.372 *	29.449	33.388	25.606	42.929*	226.4

17th 12 **Jacob ROULSTONE** Red Bull GASGAS Te AUS
Runs=1 Total laps=15 Full laps=14 Valid laps=11

14th 54 **Riccardo ROSSI** CIP Green Power ITA
Runs=1 Total laps=15 Full laps=14 Valid laps=13

1	2'15.660	33.940	33.670	25.852	42.198	228.8
2	2'10.638 *	29.324	33.402	25.585	42.327*	229.7
3	2'10.526	29.480	33.175	25.551	42.320	233.2
4	2'10.623	29.205	33.267	25.688	42.463	228.3
5	2'11.210	29.474	33.257	25.851	42.628	228.8
6	2'11.285	29.431	33.254	25.998	42.602	229.2
7	2'11.175	29.375	33.254	25.801	42.745	229.2
8	2'10.838	29.220	33.267	25.838	42.513	228.8
9	2'11.552	29.488	33.411	25.894	42.759	230.7
10	2'11.767	29.477	33.442	25.898	42.950	229.2
11	2'12.458	30.007	33.519	25.983	42.949	227.8
12	2'11.798	29.464	33.401	26.178	42.755	226.4
13	2'12.344	30.206	33.666	25.774	42.698	226.4
14	2'11.590	29.354	33.436	26.000	42.800	229.7
15	2'11.611	29.427	33.443	25.899	42.842	229.2

1	2'17.755	32.917	33.352	25.913	45.573	234.2
2	2'11.691 *	30.052	33.498	25.718	42.423*	229.7
3	2'10.304	29.247	33.284	25.573	42.200	234.2
4	2'13.648	29.301	35.758	25.992	42.597	227.8
5	2'11.323	29.369	33.533	25.806	42.615	227.3
6	2'11.302	29.458	33.370	25.848	42.626	228.8
7	2'11.845	29.629	33.537	25.963	42.716	227.3
8	2'12.035	29.453	33.653	26.069	42.860	225.4
9	2'11.543	29.445	33.617	25.832	42.649	228.8
10	2'11.317	29.409	33.373	25.782	42.753	223.1
11	2'11.325	29.319	33.433	25.958	42.615	226.8
12	2'12.358 *	29.455	33.823*	26.211	42.869	225.0
13	2'13.354 *	29.574	33.820	26.746*	43.214	224.5
14	2'13.148	29.896	33.905	26.225	43.122	227.3
15	2'12.439	29.759	33.790	26.000	42.890	225.4

18th 22 **David ALMANSA** Kopron Rivacold Snip SPA
Runs=1 Total laps=15 Full laps=14 Valid laps=14

15th 10 **Nicola CARRARO** LEVELUP - MTA ITA
Runs=1 Total laps=15 Full laps=14 Valid laps=12

1	2'15.187	33.536	33.486	25.698	42.467	234.7
2	2'10.983	29.611	33.215	25.590	42.567	233.7
3	2'10.823	29.425	33.289	25.486	42.623	232.2
4	2'10.601	29.186	33.238	25.710	42.467	231.2

1	2'16.778	34.182	33.779	26.100	42.717	230.2
2	2'11.962	29.726	33.162	25.991	43.083	231.2
3	2'10.863	29.543	33.258	25.693	42.369	231.2
4	2'10.783	29.303	33.330	25.675	42.475	231.7
5	2'11.092	29.312	33.268	25.710	42.802	229.2
6	2'11.349	29.259	33.257	25.750	43.083	228.3

Fastest Lap: Adrian FERNANDEZ Leopard Racing SPA **2'09.727** 29.087 33.085 25.345 42.210

These data/results cannot be reproduced, stored and/or transmitted in whole or in part by any manner of electronic, mechanical, photocopying, recording, broadcasting or otherwise now known or herein after developed without the previous express consent by the copyright owner, except for reproduction in daily press and regular printed publications on sale to the public within 60 days of the event related to those data/results and always provided that copyright symbol appears together as follows below.
© DORNA, 2024

Race

Moto3

Lap	Lap Time	T1	T2	T3	T4	Speed	Lap	Lap Time	T1	T2	T3	T4	Speed
7	2'12.055	29.600	33.655	25.898	42.902	227.3	9	2'14.369	30.296	34.048	26.554	43.471	220.4
8	2'12.368	29.517	33.662	26.097	43.092	226.4	10	2'13.532	30.231	33.920	26.138	43.243	225.0
9	2'12.255	29.518	33.611	26.105	43.021	227.8	11	2'15.593 *	29.930	33.777	28.247*	43.639	220.4
10	2'12.471	29.628	33.738	26.028	43.077	227.3	12	2'13.717	29.936	34.024	26.358	43.399	220.4
11	2'12.526	29.696	33.735	26.299	42.796	231.2	13	2'13.838	30.015	34.006	26.236	43.581	219.9
12	2'12.326	29.605	33.727	26.063	42.931	229.2	14	2'14.420	30.103	34.201	26.570	43.546	219.0
13	2'12.769	29.501	33.677	26.325	43.266	226.4	15	2'14.682	30.174	34.173	26.556	43.779	219.9
14	2'13.270	29.813	33.926	26.224	43.307	225.4							
15	2'13.027	29.969	33.873	26.036	43.149	230.2							

19th 5 **Tatchakorn BUASRI** Honda Team Asia THA
Runs=1 Total laps=15 Full laps=14 Valid laps=12

1	2'16.130	33.867	33.841	25.895	42.527	232.7
2	2'10.511 *	29.177	33.305	25.703	42.326*	231.7
3	2'11.018	29.433	33.347	25.806	42.432	231.2
4	2'11.781	29.410	33.523	25.975	42.873	227.8
5	2'11.324	29.359	33.321	25.863	42.781	227.3
6	2'12.124	29.563	33.651	26.019	42.891	228.8
7	2'12.113	29.686	33.726	25.928	42.773	225.4
8	2'12.435	29.585	33.654	26.123	43.073	227.3
9	2'12.597	29.740	33.731	26.252	42.874	227.8
10	2'13.003	29.821	33.815	26.141	43.226	225.0
11	2'12.901	29.662	33.797	26.273	43.169	226.4
12	2'13.701	29.912	33.969	26.271	43.549	224.0
13	2'14.624 *	29.906	34.429*	26.702	43.587	222.2
14	2'15.413	30.089	34.608	26.703	44.013	220.8
15	2'15.238	30.432	34.456	26.639	43.711	224.5

20th 55 **Noah DETTWILER** CIP Green Power SWI
Runs=1 Total laps=15 Full laps=14 Valid laps=10

1	2'17.144	34.399	33.836	26.021	42.888	231.2
2	2'11.803	29.585	33.352	25.708	43.158	234.7
3	2'11.190 *	29.576	33.397*	25.791	42.426	233.2
4	2'11.360	29.379	33.359	25.794	42.828	229.2
5	2'11.713	29.488	33.369	25.894	42.962	225.0
6	2'12.528	29.476	33.583	26.390	43.079	223.1
7	2'12.243	29.773	33.757	26.063	42.650	229.7
8	2'28.516	29.530	33.534	42.081	43.371	222.2
9	2'12.622 *	29.622	33.701*	26.155	43.144	228.3
10	2'13.081 *	29.771	33.851	26.233	43.226*	222.2
11	2'13.090	29.700	33.752	26.316	43.322	224.0
12	2'13.309 *	29.679	33.876*	26.397	43.357	221.3
13	2'13.478	29.759	33.843	26.414	43.462	221.3
14	2'13.897	29.806	33.970	26.552	43.569	222.2
15	2'14.185	29.954	34.023	26.565	43.643	221.7

21st 57 **Danial SHAHRIL** SIC58 Squadra Corse MAL
Runs=1 Total laps=15 Full laps=14 Valid laps=13

1	2'17.307	34.288	34.165	25.950	42.904	231.7
2	2'12.544	29.874	33.729	25.970	42.971	227.8
3	2'12.801	29.779	33.720	26.021	43.281	223.6
4	2'14.212	30.291	34.012	26.426	43.483	223.1
5	2'14.319	30.232	34.064	26.444	43.579	219.5
6	2'14.638	30.108	34.554	26.613	43.363	219.5
7	2'14.302	30.077	34.118	26.510	43.597	219.5
8	2'14.403	30.296	34.082	26.538	43.487	218.6

22nd 21 **Vicente PEREZ** Fibre Tec Honda - ML SPA
Runs=2 Total laps=6 Full laps=2 Valid laps=2

1	2'16.509	34.009	33.801	25.909	42.790	233.2
2	4'40.640 P	29.675	33.433	29.615	3'07.917	223.1
3	2'55.552 *	23.071	34.241*	26.535	43.499*	219.5
4	2'13.923	29.953	34.075	26.417	43.478	219.0
5	2'13.486	29.690	33.906	26.497	43.393	219.5
6	2'24.169 P	29.793	34.365*	29.077	50.934	188.4

23rd 85 **Xabi ZURUTUZA** Red Bull KTM Ajo SPA
Runs=1 Total laps=4 Full laps=3 Valid laps=3

1	2'16.585	34.089	33.814	25.955	42.727	235.8
2	2'11.709	29.819	33.374	25.738	42.778	230.2
3	2'11.154	29.603	33.524	25.574	42.453	230.2
4	2'10.781	29.360	33.252	25.672	42.497	230.7
unfinished		29.644	33.875			

24th 36 **Angel PIQUERAS** Leopard Racing SPA
Runs=1 Total laps=1 Full laps=0 Valid laps=0

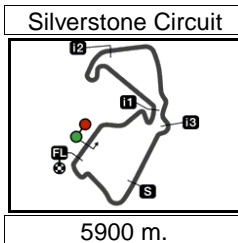
1	2'14.733	33.133	33.405	25.747	42.448	233.7
unfinished		29.734	33.060	25.432		232.7

25th 19 **Scott OGDEN** Fibre Tec Honda - ML GBR
Runs=1 Total laps=1 Full laps=0 Valid laps=0

1	2'15.323	33.668	33.431	25.741	42.483	233.2
unfinished		29.383	33.070	25.364		233.7

Fastest Lap: Adrian FERNANDEZ Leopard Racing SPA 2'09.727 29.087 33.085 25.345 42.210

These data/results cannot be reproduced, stored and/or transmitted in whole or in part by any manner of electronic, mechanical, photocopying, recording, broadcasting or otherwise now known or herein after developed without the previous express consent by the copyright owner, except for reproduction in daily press and regular printed publications on sale to the public within 60 days of the event related to those data/results and always provided that copyright symbol appears together as follows below.
© DORNA, 2024



Results and timing service provided by **TISSOT**

Moto3™

MONSTER ENERGY BRITISH GRAND PRIX

Race

Analysis by Lap

35

Num Lap Time Gap

Lap	Num	Lap Time	Gap	Num	Lap Time	Gap	Num	Lap Time	Gap	Num	Lap Time	Gap
Lap 1	66	2'12.546		5	2'11.324	6.235	6	2'10.799	0.767	55	2'13.081	33.305
	48	2'12.973	0.427	22	2'11.092	6.949	31	2'11.137	0.893	57	2'13.532	33.532
	96	2'13.224	0.678	55	2'11.713	8.681	95	2'10.924	0.995	Lap 11		
	6	2'13.311	0.765	12	2'11.323	10.192	24	2'10.858	1.061	48	2'10.218	
	80	2'13.434	0.888	57	2'14.319	16.654	18	2'10.763	1.200	95	2'09.918	0.487
	95	2'13.694	1.148	21	2'13.486	3'25.581	99	2'10.672	1.269	96	2'10.381	0.599
	82	2'13.794	1.248	Lap 6			64	2'11.120	5.096	80	2'10.237	0.674
	24	2'13.913	1.367	48	2'10.237		54	2'10.838	5.247	82	2'10.271	0.973
	18	2'14.567	2.021	66	2'10.887	0.207	78	2'11.119	5.448	31	2'10.405	1.030
	36	2'14.733	2.187	96	2'10.841	0.376	10	2'11.037	5.724	66	2'10.567	1.136
	99	2'14.851	2.305	82	2'10.787	0.468	7	2'11.217	7.085	99	2'10.334	1.184
	31	2'15.016	2.470	80	2'10.984	0.627	22	2'12.368	10.542	6	2'10.590	1.390
	10	2'15.187	2.641	24	2'10.823	0.690	5	2'12.435	10.728	24	2'10.565	1.500
	19	2'15.323	2.777	6	2'10.826	0.820	12	2'12.035	13.195	18	2'10.644	1.709
	78	2'15.517	2.971	31	2'10.642	0.915	57	2'14.403	27.818	78	2'12.088	8.360
	54	2'15.660	3.114	95	2'10.892	1.058	55	2'28.516	29.789	64	2'12.396	8.491
	7	2'15.927	3.381	18	2'10.758	1.169	Lap 9			54	2'12.458	8.619
	5	2'16.130	3.584	99	2'10.757	1.246	96	2'11.129		7	2'12.356	8.864
	21	2'16.509	3.963	64	2'10.506	4.425	48	2'10.911	0.070	10	2'12.682	9.082
	85	2'16.585	4.039	78	2'11.290	4.670	80	2'10.914	0.293	12	2'11.325	14.975
22	2'16.778	4.232	54	2'11.285	4.733	66	2'11.489	0.453	22	2'12.526	15.389	
55	2'17.144	4.598	82	2'10.394	0.198	95	2'10.741	0.607	5	2'12.901	16.824	
57	2'17.307	4.761	80	2'10.399	0.386	6	2'11.089	0.727	55	2'13.090	36.177	
64	2'17.701	5.155	95	2'10.336	0.543	31	2'11.123	0.887	57	2'15.593	38.907	
12	2'17.755	5.209	6	2'10.532	0.603	82	2'11.915	0.942	Lap 12			
Lap 2			24	2'10.408	0.693	99	2'10.890	1.030	95	2'10.161		
66	2'10.325		18	2'10.397	0.855	18	2'11.107	1.178	80	2'10.083	0.109	
96	2'09.879	0.232	99	2'09.964	0.966	24	2'11.304	1.236	48	2'10.881	0.233	
48	2'10.202	0.304	31	2'09.727	1.229	64	2'11.547	5.514	82	2'10.471	0.422	
80	2'09.931	0.494	78	2'10.780	3.572	54	2'11.552	5.670	96	2'10.471	0.422	
6	2'10.171	0.611	54	2'10.623	3.689	78	2'11.594	5.913	82	2'10.231	0.556	
82	2'09.773	0.696	10	2'10.601	3.836	10	2'11.525	6.120	31	2'10.333	0.715	
95	2'10.063	0.886	64	2'09.955	5.413	7	2'10.918	6.874	6	2'10.117	0.859	
24	2'09.945	0.987	7	2'11.486	5.577	22	2'12.255	11.668	99	2'10.523	1.059	
18	2'09.701	1.397	5	2'11.781	5.682	5	2'12.597	12.196	66	2'10.671	1.159	
99	2'09.769	1.749	85	2'10.781	6.471	12	2'11.543	13.609	24	2'10.386	1.238	
31	2'10.113	2.258	22	2'10.783	6.628	57	2'14.369	31.058	18	2'10.334	1.395	
78	2'10.453	3.099	55	2'11.360	7.739	55	2'12.622	31.282	78	2'11.880	9.592	
10	2'10.983	3.299	12	2'13.648	9.640	Lap 10			64	2'11.796	9.639	
54	2'10.638	3.427	57	2'14.212	13.106	48	2'10.988		54	2'11.798	9.769	
7	2'10.577	3.633	21	2'13.923	3'22.866	96	2'11.494	0.436	7	2'11.747	9.963	
5	2'10.511	3.770	Lap 5			96	2'11.494	0.436	10	2'11.914	10.348	
85	2'11.709	5.423	66	2'10.718		80	2'11.420	0.655	12	2'12.358	16.685	
22	2'11.962	5.869	96	2'10.986	0.215	66	2'11.392	0.787	22	2'12.326	17.067	
64	2'11.079	5.909	80	2'10.708	0.323	95	2'11.238	0.787	5	2'13.701	19.877	
55	2'11.803	6.076	82	2'10.934	0.361	31	2'11.014	0.843	55	2'13.309	38.838	
12	2'11.691	6.575	48	2'11.072	0.443	82	2'11.036	0.920	57	2'13.717	41.976	
57	2'12.544	6.980	24	2'10.625	0.547	6	2'11.349	1.018	Lap 13			
21	4'40.640	2'34.278	6	2'10.842	0.674	99	2'11.096	1.068	80	2'10.809		
Lap 3			95	2'11.074	0.846	24	2'10.975	1.153	48	2'10.954	0.269	
96	2'10.029		31	2'10.495	0.953	18	2'11.163	1.283	95	2'11.462	0.544	
66	2'10.391	0.130	18	2'11.007	1.091	64	2'11.857	6.313	96	2'11.111	0.615	
48	2'10.185	0.228	99	2'10.974	1.169	54	2'11.767	6.379	66	2'10.466	0.707	
82	2'09.995	0.430	78	2'11.259	4.060	78	2'11.635	6.490	82	2'11.128	0.766	
80	2'10.380	0.613	54	2'11.210	4.128	10	2'11.556	6.618	31	2'11.057	0.854	
6	2'10.347	0.697	10	2'11.258	4.323	7	2'10.910	6.726	6	2'11.058	0.999	
Lap 4			64	2'09.957	4.599	22	2'12.471	13.081	99	2'10.927	1.068	
96	2'10.299		7	2'10.623	5.429	5	2'13.003	14.141	24	2'10.826	1.146	
48	2'10.185	0.228	Lap 8			96	2'10.805					
82	2'09.995	0.430	96	2'10.551	0.093	66	2'10.551	0.093				
80	2'10.380	0.613	82	2'10.884	0.156	82	2'10.884	0.156				
6	2'10.347	0.697	48	2'10.888	0.288	48	2'10.888	0.288				
			80	2'10.878	0.508	80	2'10.878	0.508				

□ Lapped rider

These data/results cannot be reproduced, stored and/or transmitted in whole or in part by any manner of electronic, mechanical, photocopying, recording, broadcasting or otherwise now known or herein after developed without the previous express consent by the copyright owner, except for reproduction in daily press and regular printed publications on sale to the public within 60 days of the event related to those data/results and always provided that copyright symbol appears together as follows below.

© DORNA, 2024

Official MotoGP Timing by **TISSOT**
www.motogp.com

Silverstone, Sunday, August 04, 2024

Page 1 of 2



Num	Lap Time	Gap
18	2'10.801	1.278
64	2'12.345	11.066
54	2'12.344	11.195
7	2'12.756	11.801
78	2'13.345	12.019
10	2'12.707	12.137
22	2'12.769	18.918
12	2'13.354	19.121
5	2'14.624	23.583
55	2'13.478	41.398
57	2'13.838	44.896

Lap 14

95	2'10.063	
96	2'10.404	0.412
48	2'10.852	0.514
80	2'11.223	0.616
82	2'10.515	0.674
66	2'10.692	0.792
6	2'10.590	0.982
24	2'10.527	1.066
31	2'11.000	1.247
18	2'10.696	1.367
99	2'11.353	1.814
64	2'11.517	11.976
54	2'11.590	12.178
78	2'11.481	12.893
10	2'11.525	13.055
7	2'12.184	13.378
22	2'13.270	21.581
12	2'13.148	21.662
5	2'15.413	28.389
55	2'13.897	44.688
57	2'14.420	48.709

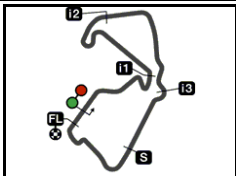
Lap 15

48	2'10.528	
80	2'10.549	0.123
95	2'11.268	0.226
96	2'10.963	0.333
82	2'10.765	0.397
6	2'10.523	0.463
66	2'10.798	0.548
31	2'11.116	1.321
99	2'10.659	1.431
24	2'11.513	1.537
18	2'11.289	1.614
64	2'11.608	12.542
78	2'10.791	12.642
54	2'11.611	12.747
10	2'10.999	13.012
7	2'11.372	13.708
12	2'12.439	23.059
22	2'13.027	23.566
5	2'15.238	32.585
55	2'14.185	47.831
57	2'14.682	52.349


Lapped rider

These data/results cannot be reproduced, stored and/or transmitted in whole or in part by any manner of electronic, mechanical, photocopying, recording, broadcasting or otherwise now known or herein after developed without the previous express consent by the copyright owner, except for reproduction in daily press and regular printed publications on sale to the public within 60 days of the event related to those data/results and always provided that copyright symbol appears together as follows below.
© DORNA, 2024

Silverstone Circuit



5900 m.

Results and timing service provided by  **TISSOT****MONSTER ENERGY BRITISH GRAND PRIX****2024 Rookie of the Year Classification****Moto3™****36**

Rider	<i>Nation</i>	<i>Points</i>	<i>Leader</i>	<i>Previous</i>	QAT	POR	AME	SPA	FRA	CAT	ITA	NED	GER	GBR	AUT	ARA	RSM	EMI	INA	JPN	AUS	THA	MAL	VAL
1 PIQUERAS Angel	SPA	60			4	-	16	6	6	4	5	8	11	-										
2 ROULSTONE Jacob	AUS	44	16	16	6	5	8	4	4	8	7	2	-	-										
3 ESTEBAN Joel	SPA	41	19	3	5	8	7	-	13	2	-	1	2	3										
4 LUNETTA Luca	ITA	34	26	7	1	-	-	-	5	9	9	10	-	-										
5 ZURUTUZA Xabi	SPA	3	57	31	-	-	3	-	-	-	-	-	-	-										
6 DETTWILER Noah	SWI	2	58	1	-	-	2	-	-	-	-	-	-	-										

These data/results cannot be reproduced, stored and/or transmitted in whole or in part by any manner of electronic, mechanical, photocopying, recording, broadcasting or otherwise now known or herein after developed without the previous express consent by the copyright owner, except for reproduction in daily press and regular printed publications on sale to the public within 60 days of the event related to those data/results and always provided that copyright symbol appears together as follows below.

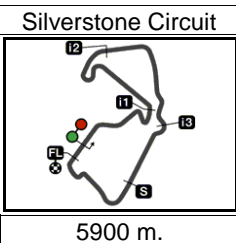
© DORNA, 2024

Official MotoGP Timing by **TISSOT**
www.motogp.com





Silverstone, Sunday, August 04, 2024



Results and timing service provided by **TISSOT**
 After the **MONSTER ENERGY BRITISH GRAND PRIX**

Moto3™

2024 Riders Performance

(Qualifying Position - Starting Position - Race Position)

37

Rider	Points	QAT	POR	AME	SPA	FRA	CAT	ITA	NED	GER	GBR	AUT	ARA	RSM	EMI	INA	JPN	AUS	THA	MAL	VAL
1 ALONSO David	199	8	3	1	1	1	6	1	13	2	4										
		8-1	3-4	1-1	1-11	1-1	6-1	1-1	13-5	2-1	4-2	-	-	-	-	-	-	-	-	-	-
2 ORTOLA Ivan	146	2	7	14	7	6	1	2	4	12	1										
		2-9	7-3	13-NC	7-3	6-5	1-2	2-6	4-1	12-3	1-1	-	-	-	-	-	-	-	-	-	-
3 HOLGADO Daniel	133	1	4	3	18	2	9	5	15	13	8										
		1-2	4-1	2-2	18-7	2-2	9-6	5-14	15-11	13-7	8-4	-	-	-	-	-	-	-	-	-	-
4 VEIJER Collin	131	10	6	4	3	5	2	4	3	1	2										
		10-5	6-6	3-NC	3-1	5-3	2-4	4-2	3-2	1-18	2-3	-	-	-	-	-	-	-	-	-	-
5 MUÑOZ David	88	13	13	8	2	8	7	14	11	6	21										
		26-16	13-9	7-5	2-2	8-NC	7-5	14-5	11-3	6-8	21-12	-	-	-	-	-	-	-	-	-	-
6 YAMANAKA Ryusei	82	15	17	24	5	10	5	13	5	11	5										
		15-NC	17-NC	23-4	5-4	10-7	5-11	13-3	5-10	11-6	5-6	-	-	-	-	-	-	-	-	-	-
7 FERNANDEZ Adrian	75	4	15	12	12	4	8	17	8	4	12										
		4-NC	15-10	11-11	12-6	4-6	8-10	17-8	8-7	4-4	12-8	-	-	-	-	-	-	-	-	-	-
8 RUEDA Jose Antonio	65	3	1	2		3	3	3	7	5	10										
		3-NC	1-2	-NS	-	3-8	3-3	3-15	7-4	5-NC	10-9	-	-	-	-	-	-	-	-	-	-
9 KELSO Joel	64	6	2	5	4	7	14	9	14	15	3										
		6-8	2-5	4-7	4-5	7-13	14-NC	9-12	14-12	15-11	3-7	-	-	-	-	-	-	-	-	-	-
10 PIQUERAS Angel	60	12	19	18	6	9	13	20	1	14	11										
		12-12	19-NC	17-3	6-10	9-10	13-12	20-11	1-8	14-5	11-NC	-	-	-	-	-	-	-	-	-	-
11 FURUSATO Taiyo	54	18	21	10	21	17	4	8	2	8											
		18-3	21-17	9-NC	21-17	17-14	4-NC	8-4	2-13	8-2	-	-	-	-	-	-	-	-	-	-	-
12 NEPA Stefano	51	16	10	9	11	23	11	12	6	10	7										
		16-6	10-7	8-18	11-9	23-17	11-13	12-NC	6-9	10-12	7-5	-	-	-	-	-	-	-	-	-	-
13 SUZUKI Tatsuki	44	19	20	16	9	14	21	15	12	9	9										
		19-7	20-12	15-6	9-25	14-9	21-15	15-NC	12-NC	9-9	9-10	-	-	-	-	-	-	-	-	-	-

NC=Not classified NL=Not finished first lap NP=Not started race re-start N2=Not finished first lap race re-start EX=Excluded NS=Not Started DS=Disqualified

These data/results cannot be reproduced, stored and/or transmitted in whole or in part by any manner of electronic, mechanical, photocopying, recording, broadcasting or otherwise now known or herein after developed without the previous express consent by the copyright owner, except for reproduction in daily press and regular printed publications on sale to the public within 60 days of the event related to those data/results and always provided that copyright symbol appears together as follows below.
 © DORNA, 2024

Official MotoGP Timing by **TISSOT**
 www.motogp.com



Rider	Points	QAT	POR	AME	SPA	FRA	CAT	ITA	NED	GER	GBR	AUT	ARA	RSM	EMI	INA	JPN	AUS	THA	MAL	VAL
14 ROULSTONE Jacob	44	17	14	6	17	11	16	7	20	17	6										
		17-10	14-11	5-8	17-12	11-12	16-8	7-9	20-14	16-NC	6-17	-	-	-	-	-	-	-	-	-	-
15 ESTEBAN Joel	41	23	11	17	8	16	15	19	9	16	22										
		23-11	11-8	16-9	8-NC	16-4	15-14	19-18	9-15	23-14	22-13	-	-	-	-	-	-	-	-	-	-
16 LUNETTA Luca	34	14	25	11	20	15	10	6	10	3											
		14-15	25-22	10-19	20-20	15-11	10-7	6-7	10-6	3-NC	-	-	-	-	-	-	-	-	-	-	-
17 BERTELLE Matteo	20	5	12	7	19	19	12	22	16	18	13										
		5-NC	12-DS	6-10	19-14	19-NC	12-17	22-10	16-21	24-15	13-11	-	-	-	-	-	-	-	-	-	-
18 ROSSI Riccardo	18	7	5	21	14	13	18	10	19	22	18										
		7-4	5-NC	20-16	14-18	13-NC	18-NC	10-13	19-18	18-19	18-14	-	-	-	-	-	-	-	-	-	-
19 CARRARO Nicola	16	22	16	20	10	20	25	21	22	23	15										
		22-14	16-15	19-12	10-8	20-19	25-18	21-16	22-16	19-17	15-15	-	-	-	-	-	-	-	-	-	-
20 FARIOLI Filippo	14	11	8	13	15	21	20	16	23	21	16										
		11-NC	8-16	12-15	15-13	21-NC	20-9	16-19	23-22	26-13	16-16	-	-	-	-	-	-	-	-	-	-
21 OGDEN Scott	11	20	9	15	13	12	19	18	17	7	17										
		20-13	9-14	14-DS	13-19	12-NC	19-16	18-17	17-17	7-10	17-NC	-	-	-	-	-	-	-	-	-	-
22 ZURUTUZA Xabi	3			23	26	18	23	11	21	19	14										
		-	-	22-13	26-22	18-16	23-19	11-NP	21-19	17-16	14-NC	-	-	-	-	-	-	-	-	-	-
23 PEREZ Vicente	3	9	18		24						20										
		9-NC	18-13	-	24-16	-	-	-	-	-	20-NC	-	-	-	-	-	-	-	-	-	-
24 DETTWILER Noah	2	25	26	22	23	24	24	26	25	26	24										
		25-17	26-19	21-14	23-21	24-18	24-21	26-20	25-23	22-23	24-20	-	-	-	-	-	-	-	-	-	-
25 ALMANSA David	2			25	16	22	17	24	18	25	23										
		-	-	-NS	16-15	22-15	17-NC	24-21	18-NC	21-20	23-18	-	-	-	-	-	-	-	-	-	-
26 WHATLEY Joshua	0	21	22	19	22	25	26	23	24	20											
		21-18	22-18	18-17	22-23	25-21	26-20	23-23	24-24	25-21	-	-	-	-	-	-	-	-	-	-	-
27 BUASRI Tatchakorn	0	24	23	26	25	26	22	25	26	24	19										
		24-19	23-20	-NS	25-24	26-20	22-22	25-22	26-20	20-22	19-19	-	-	-	-	-	-	-	-	-	-
28 SHAHRIL Danial	0										25										
		-	-	-	-	-	-	-	-	-	25-21	-	-	-	-	-	-	-	-	-	-
29 AL SAHOUTI Hamad	0		24																		
		-	24-21	-	-	-	-	-	-	-	-	-	-	-	-	-	-	-	-	-	-

NC=Not classified NL=Not finished first lap NP=Not started race re-start N2=Not finished first lap race re-start EX=Excluded NS=Not Started DS=Disqualified

These data/results cannot be reproduced, stored and/or transmitted in whole or in part by any manner of electronic, mechanical, photocopying, recording, broadcasting or otherwise now known or herein after developed without the previous express consent by the copyright owner, except for reproduction in daily press and regular printed publications on sale to the public within 60 days of the event related to those data/results and always provided that copyright symbol appears together as follows below.
© DORNA, 2024

Official MotoGP Timing by TISSOT
www.motogp.com



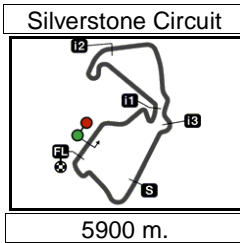
Rider	Points	QAT	POR	AME	SPA	FRA	CAT	ITA	NED	GER	GBR	AUT	ARA	RSM	EMI	INA	JPN	AUS	THA	MAL	VAL
30 ADITAMA Arbi	0						27														
		-	-	-	-	-	27-23	-	-	-	-	-	-	-	-	-	-	-	-	-	-

NC=Not classified NL=Not finished first lap NP=Not started race re-start N2=Not finished first lap race re-start EX=Excluded NS=Not Started DS=Disqualified

These data/results cannot be reproduced, stored and/or transmitted in whole or in part by any manner of electronic, mechanical, photocopying, recording, broadcasting or otherwise now known or herein after developed without the previous express consent by the copyright owner, except for reproduction in daily press and regular printed publications on sale to the public within 60 days of the event related to those data/results and always provided that copyright symbol appears together as follows below.
© DORNA, 2024

Official MotoGP Timing by **TISSOT**
www.motogp.com





MONSTER ENERGY BRITISH GRAND PRIX
Official Starting Grid

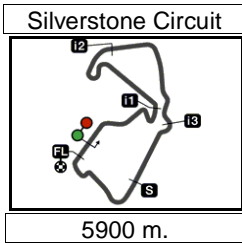
Race : 15 laps = 88.5 km



1	1 2'09.270 48 Ivan ORTOLA KTM	2 2'09.311 95 Collin VEIJER Husqvarna	3 2'09.753 66 Joel KELSO KTM
2	4 2'09.898 80 David ALONSO CFMOTO	5 2'09.931 6 Ryusei YAMANAKA KTM	6 2'10.040 12 Jacob ROULSTONE GASGAS
3	7 2'10.119 82 Stefano NEPA KTM	8 2'10.128 96 Daniel HOLGADO GASGAS	9 2'10.454 24 Tatsuki SUZUKI Husqvarna
4	10 2'10.786 99 Jose Antonio RUEDA KTM	11 2'10.804 36 Angel PIQUERAS Honda	12 2'10.906 31 Adrian FERNANDEZ Honda
5	13 2'10.929 18 Matteo BERTELLE Honda	14 2'11.097 85 Xabi ZURUTUZA KTM	15 2'11.104 10 Nicola CARRARO KTM
6	16 2'11.171 7 Filippo FARIOLI Honda	17 2'10.040 19 Scott OGDEN Honda	18 2'10.462 54 Riccardo ROSSI KTM
7	19 2'11.514 5 Tatchakorn BUASRI Honda	20 2'11.594 21 Vicente PEREZ Honda	21 2'11.953 64 David MUÑOZ KTM
8	22 2'11.978 78 Joel ESTEBAN CFMOTO	23 2'12.035 22 David ALMANSA Honda	24 2'12.464 55 Noah DETTWILER KTM

The results are provisional until the end of the limit for protest and appeals and until the ratification of the Event Management Committee.
 Time limit for protest expires 60' at the latest after publication of the results - Time:

These data/results cannot be reproduced, stored and/or transmitted in whole or in part by any manner of electronic, mechanical, photocopying, recording, broadcasting or otherwise now known or herein after developed without the previous express consent by the copyright owner, except for reproduction in daily press and regular printed publications on sale to the public within 60 days of the event related to those data/results and always provided that copyright symbol appears together as follows below.
 © DORNA, 2024



Results and timing service provided by **TISSOT**

Moto3™

MONSTER ENERGY BRITISH GRAND PRIX
Official Starting Grid

5900 m.

Race : 15 laps = 88.5 km

9

25
2'13.260
57 Danial SHAHRIL
Honda

The results are provisional until the end of the limit for protest and appeals and until the ratification of the Event Management Committee.

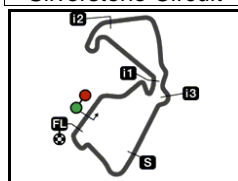
Time limit for protest expires 60' at the latest after publication of the results - Time:

These data/results cannot be reproduced, stored and/or transmitted in whole or in part by any manner of electronic, mechanical, photocopying, recording, broadcasting or otherwise now known or herein after developed without the previous express consent by the copyright owner, except for reproduction in daily press and regular printed publications on sale to the public within 60 days of the event related to those data/results and always provided that copyright symbol appears together as follows below.

© DORNA, 2024

Official MotoGP Timing by **TISSOT**
www.motogp.com





5900 m.

MONSTER ENERGY BRITISH GRAND PRIX

Race

Top Speed & Average



Rider	Nation	Motorcycle	Top 5 speeds					Average	Top
95 Collin VEIJER	NED	HUSQVARNA	238.4	237.8	237.3	236.8	236.8	237.3	238.4
6 Ryusei YAMANAKA	JPN	KTM	237.8	237.8	237.3	237.3	236.8	237.2	237.8
82 Stefano NEPA	ITA	KTM	236.8	236.3	236.3	235.8	235.8	236.2	236.8
99 Jose Antonio RUEDA	SPA	KTM	236.8	236.8	235.8	235.8	235.2	235.9	236.8
24 Tatsuki SUZUKI	JPN	HUSQVARNA	236.3	236.3	235.8	235.8	235.2	235.8	236.3
31 Adrian FERNANDEZ	SPA	HONDA	235.8	235.8	234.2	234.2	233.7	234.7	235.8
48 Ivan ORTOLA	SPA	KTM	235.8	232.2	231.7	231.2	230.7	232.1	235.8
80 David ALONSO	COL	CFMOTO	235.8	235.8	235.8	235.8	234.7	235.3	235.8
85 Xabi ZURUTUZA	SPA	KTM	235.8	230.7	230.2	230.2		231.7	235.8
96 Daniel HOLGADO	SPA	GASGAS	235.8	235.2	234.2	233.7	231.7	233.7	235.8
10 Nicola CARRARO	ITA	KTM	234.7	233.7	233.7	233.2	233.2	233.6	234.7
55 Noah DETTWILER	SWI	KTM	234.7	233.2	231.2	229.7	229.2	231.6	234.7
64 David MUÑOZ	SPA	KTM	234.7	232.2	231.7	231.2	230.2	232.0	234.7
66 Joel KELSO	AUS	KTM	234.7	233.7	233.7	233.2	232.2	233.3	234.7
12 Jacob ROULSTONE	AUS	GASGAS	234.2	234.2	229.7	228.8	228.8	231.1	234.2
19 Scott OGDEN	GBR	HONDA	233.7	233.2				233.5	233.7
36 Angel PIQUERAS	SPA	HONDA	233.7	232.7				233.2	233.7
78 Joel ESTEBAN	SPA	CFMOTO	233.7	232.7	231.2	231.2	230.7	231.7	233.7
18 Matteo BERTELLE	ITA	HONDA	233.2	233.2	232.7	232.7	232.7	232.8	233.2
21 Vicente PEREZ	SPA	HONDA	233.2	223.1	219.5	219.5	219.0	222.9	233.2
54 Riccardo ROSSI	ITA	KTM	233.2	230.7	229.7	229.7	229.2	230.0	233.2
5 Tatchakorn BUASRI	THA	HONDA	232.7	231.7	231.2	228.8	227.8	230.0	232.7
22 David ALMANSA	SPA	HONDA	231.7	231.2	231.2	231.2	230.2	231.0	231.7
57 Danial SHAHRIL	MAL	HONDA	231.7	227.8	225.0	223.6	223.1	226.2	231.7
7 Filippo FARIOLI	ITA	HONDA	230.2	229.2	228.8	228.3	227.8	228.9	230.2

These data/results cannot be reproduced, stored and/or transmitted in whole or in part by any manner of electronic, mechanical, photocopying, recording, broadcasting or otherwise now known or herein after developed without the previous express consent by the copyright owner, except for reproduction in daily press and regular printed publications on sale to the public within 60 days of the event related to those data/results and always provided that copyright symbol appears together as follows below.


© DORNA, 2024

Official MotoGP Timing by TISSOT
www.motogp.com

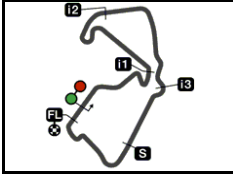


Silverstone, Sunday, August 04, 2024

Silverstone Circuit

Results and timing service provided by 

Moto3™




5900 m.

MONSTER ENERGY BRITISH GRAND PRIX

Race

Fastest Laps Sequence

Lap	Race Time	 Rider	Nation	Motorcycle	Time	Km/h	Riders's Lap
2	4'22.871	66 Joel KELSO	AUS	KTM	2'10.325	162.9	2
2	4'23.103	96 Daniel HOLGADO	SPA	GASGAS	2'09.879	163.5	2
2	4'23.567	82 Stefano NEPA	ITA	KTM	2'09.773	163.6	2
4	8'44.987	31 Adrian FERNANDEZ	SPA	HONDA	2'09.727	163.7	4

These data/results cannot be reproduced, stored and/or transmitted in whole or in part by any manner of electronic, mechanical, photocopying, recording, broadcasting or otherwise now known or herein after developed without the previous express consent by the copyright owner, except for reproduction in daily press and regular printed publications on sale to the public within 60 days of the event related to those data/results and always provided that copyright symbol appears together as follows below.

© DORNA, 2024

Official MotoGP Timing by TISSOT
www.motogp.com



Silverstone, Sunday, August 04, 2024