


5900 m.

MONSTER ENERGY BRITISH GRAND PRIX

Free Practice
Classification

3

	Rider	Nation	Team	Motorcycle	Time	Lap	Total	Gap	Top Speed
1	80 David ALONSO	COL	CFMOTO Valresa Aspar Team	CFMOTO	2'09.600	14	14		229.2
2	48 Ivan ORTOLA	SPA	MT Helmets - MSI	KTM	2'09.983	12	13	0.383	0.383 228.3
3	24 Tatsuki SUZUKI	JPN	Liqui Moly Husqvarna Intact GP	HUSQVARNA	2'10.150	11	13	0.550	0.167 236.3
4	36 Angel PIQUERAS	SPA	Leopard Racing	HONDA	2'10.210	11	13	0.610	0.060 232.7
5	6 Ryusei YAMANAKA	JPN	MT Helmets - MSI	KTM	2'10.247	11	13	0.647	0.037 230.7
6	99 Jose Antonio RUEDA	SPA	Red Bull KTM Ajo	KTM	2'10.290	12	14	0.690	0.043 228.3
7	19 Scott OGDEN	GBR	Fibre Tec Honda - MLav Racing	HONDA	2'10.363	11	13	0.763	0.073 228.3
8	64 David MUÑOZ	SPA	BOE Motorsports	KTM	2'10.367	11	12	0.767	0.004 231.7
9	96 Daniel HOLGADO	SPA	Red Bull GASGAS Tech3	GASGAS	2'10.519	13	13	0.919	0.152 237.8
10	82 Stefano NEPA	ITA	LEVELUP - MTA	KTM	2'10.827	12	12	1.227	0.308 231.2
11	31 Adrian FERNANDEZ	SPA	Leopard Racing	HONDA	2'10.931	14	15	1.331	0.104 230.2
12	66 Joel KELSO	AUS	BOE Motorsports	KTM	2'10.967	13	13	1.367	0.036 226.4
13	95 Collin VEIJER	NED	Liqui Moly Husqvarna Intact GP	HUSQVARNA	2'11.032	13	13	1.432	0.065 226.4
14	12 Jacob ROULSTONE	AUS	Red Bull GASGAS Tech3	GASGAS	2'11.635	9	13	2.035	0.603 236.3
15	78 Joel ESTEBAN	SPA	CFMOTO Valresa Aspar Team	CFMOTO	2'11.671	12	12	2.071	0.036 232.2
16	18 Matteo BERTELLE	ITA	Kopron Rivacold Snipers Team	HONDA	2'11.751	12	14	2.151	0.080 230.7
17	85 Xabi ZURUTUZA	SPA	Red Bull KTM Ajo	KTM	2'11.752	11	13	2.152	0.001 232.7
18	54 Riccardo ROSSI	ITA	CIP Green Power	KTM	2'11.910	7	13	2.310	0.158 232.7
19	22 David ALMANSA	SPA	Kopron Rivacold Snipers Team	HONDA	2'11.912	12	14	2.312	0.002 229.2
20	7 Filippo FARIOLI	ITA	SIC58 Squadra Corse	HONDA	2'12.787	15	15	3.187	0.875 225.9
21	10 Nicola CARRARO	ITA	LEVELUP - MTA	KTM	2'12.855	5	14	3.255	0.068 226.8
22	21 Vicente PEREZ	SPA	Fibre Tec Honda - MLav Racing	HONDA	2'13.192	12	12	3.592	0.337 226.4
23	55 Noah DETTWILER	SWI	CIP Green Power	KTM	2'13.470	8	13	3.870	0.278 229.2
24	5 Tatchakorn BUASRI	THA	Honda Team Asia	HONDA	2'14.049	6	16	4.449	0.579 224.5
25	57 Danial SHAHRIL	MAL	SIC58 Squadra Corse	HONDA	2'15.419	11	16	5.819	1.370 225.9

Practice condition: Dry

Air: 17°

Humidity: 92%

Ground: 24°

Fastest Lap:	Lap: 14	David ALONSO	2'09.600	163.8 Km/h
Best Race Lap:	2022	Deniz ÖNCÜ	2'11.011	162.1 Km/h
All-Time Lap Record:	2024	David ALONSO	2'09.600	163.8 Km/h

The results are provisional until the end of the limit for protest and appeals.

Time limit for protest expires 60' after publication of the results - Time:

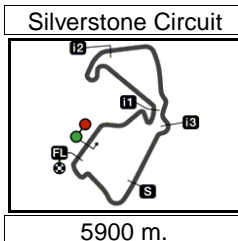
These data/results cannot be reproduced, stored and/or transmitted in whole or in part by any manner of electronic, mechanical, photocopying, recording, broadcasting or otherwise now known or herein after developed without the previous express consent by the copyright owner, except for reproduction in daily press and regular printed publications on sale to the public within 60 days of the event related to those data/results and always provided that copyright symbol appears together as follows below.

© DORNA, 2024

Official MotoGP Timing by TISSOT
www.motogp.com

Silverstone, Friday, August 02, 2024





MONSTER ENERGY BRITISH GRAND PRIX

Free Practice

Top Speed & Average

4



Rider	Nation	Motorcycle	Top 5 speeds					Average	Top
96 Daniel HOLGADO	SPA	GASGAS	237.8	233.2	229.2	227.3	226.8	230.9	237.8
12 Jacob ROULSTONE	AUS	GASGAS	236.3	232.7	230.7	230.7	229.2	231.9	236.3
24 Tatsuki SUZUKI	JPN	HUSQVARNA	236.3	232.7	232.2	231.7	230.2	232.6	236.3
36 Angel PIQUERAS	SPA	HONDA	232.7	232.2	230.7	230.2	230.2	231.0	232.7
54 Riccardo ROSSI	ITA	KTM	232.7	230.7	229.2	226.4	226.4	229.1	232.7
85 Xabi ZURUTUZA	SPA	KTM	232.7	232.2	231.2	230.2	228.3	230.9	232.7
78 Joel ESTEBAN	SPA	CFMOTO	232.2	228.8	226.8	226.8	226.4	227.7	232.2
64 David MUÑOZ	SPA	KTM	231.7	231.7	231.7	230.2	229.7	231.0	231.7
82 Stefano NEPA	ITA	KTM	231.2	229.2	228.8	228.8	226.8	229.0	231.2
6 Ryusei YAMANAKA	JPN	KTM	230.7	227.3	226.4	225.9	225.9	226.7	230.7
18 Matteo BERTELLE	ITA	HONDA	230.7	228.8	228.8	228.3	227.3	228.8	230.7
31 Adrian FERNANDEZ	SPA	HONDA	230.2	228.8	228.8	228.8	228.3	229.0	230.2
22 David ALMANSA	SPA	HONDA	229.2	229.2	228.8	228.8	228.3	228.9	229.2
55 Noah DETTWILER	SWI	KTM	229.2	227.3	227.3	227.3	226.4	227.3	229.2
80 David ALONSO	COL	CFMOTO	229.2	229.2	228.8	227.8	227.8	228.6	229.2
19 Scott OGDEN	GBR	HONDA	228.3	227.3	226.8	226.8	226.4	227.1	228.3
48 Ivan ORTOLA	SPA	KTM	228.3	227.8	227.3	226.8	226.4	227.1	228.3
99 Jose Antonio RUEDA	SPA	KTM	228.3	227.8	227.3	226.8	226.8	227.1	228.3
10 Nicola CARRARO	ITA	KTM	226.8	226.4	226.4	226.4	225.9	226.4	226.8
21 Vicente PEREZ	SPA	HONDA	226.4	225.4	225.4	225.4	224.5	225.4	226.4
66 Joel KELSO	AUS	KTM	226.4	226.4	226.4	225.9	225.9	226.2	226.4
95 Collin VEIJER	NED	HUSQVARNA	226.4	226.4	225.9	225.9	225.9	226.1	226.4
7 Filippo FARIOLI	ITA	HONDA	225.9	225.4	223.6	223.6	223.1	224.1	225.9
57 Danial SHAHRIL	MAL	HONDA	225.9	225.0	223.6	223.6	223.1	224.2	225.9
5 Tatchakorn BUASRI	THA	HONDA	224.5	224.0	224.0	224.0	223.6	224.0	224.5

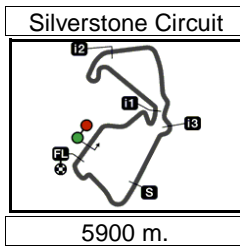
These data/results cannot be reproduced, stored and/or transmitted in whole or in part by any manner of electronic, mechanical, photocopying, recording, broadcasting or otherwise now known or herein after developed without the previous express consent by the copyright owner, except for reproduction in daily press and regular printed publications on sale to the public within 60 days of the event related to those data/results and always provided that copyright symbol appears together as follows below.

© DORNA, 2024

Official MotoGP Timing by TISSOT
www.motogp.com



Silverstone, Friday, August 02, 2024



Results and timing service provided by **TISSOT**

Moto3™

MONSTER ENERGY BRITISH GRAND PRIX

Free Practice

Chronological Analysis of Performances

5

* Lap / Sector time cancelled T1 Time from finish line to 1st intermediate T3 Time from 2nd intermed. to 3rd intermed.
P Crossing the finish line in pit lane T2 Time from 1st intermed. to 2nd intermed. T4 Time from 3rd intermediate to finish line

Lap	Lap Time	T1	T2	T3	T4	Speed	Lap	Lap Time	T1	T2	T3	T4	Speed	
1st	80	David ALONSO CFMOTO Valresa Asp COL						12	2'11.430 *	29.382	33.511	25.865*	42.672	225.9
		Runs=2 Total laps=14 Full laps=11 Valid laps=11						13	2'10.366	29.120	33.358	25.590	42.298	229.7
1	2'26.390	30.162	35.230	27.107	44.327	225.4								
2	2'13.367	29.829	33.941	26.335	43.262	227.3								
3	2'12.492	29.700	33.692	26.015	43.085	227.3								
4	2'11.566	29.382	33.552	25.721	42.911	226.8								
5	2'11.213	29.225	33.464	25.756	42.768	227.3								
6	2'11.185	29.143	33.490	25.785	42.767	226.8								
7	2'11.662	29.368	33.435	25.892	42.967	226.8								
8	2'10.748	29.207	33.286	25.706	42.549	227.8								
9	2'10.577	29.147	33.306	25.639	42.485	227.8								
10	2'10.964	29.243	33.442	25.565	42.714	227.3								
11	2'19.257 P	29.106	33.296	25.481	51.374	225.9								
12	7'37.314 *	30.231	33.892	26.408*	42.692	229.2								
13	2'09.923	29.048	33.163	25.424	42.288	228.8								
14	2'09.600	28.940	33.109	25.403	42.148	229.2								
4th	36	Angel PIQUERAS Leopard Racing SPA												
		Runs=2 Total laps=13 Full laps=10 Valid laps=6												
1	2'43.043	31.002	35.630	27.212	44.432	226.8								
2	2'14.078 *	30.407	34.054	26.385*	43.232	230.2								
3	2'22.974	32.455	38.526	28.008	43.985	229.2								
4	2'12.226	29.738	33.824	25.936	42.728	232.2								
5	2'12.252	29.753	33.651	26.123	42.725	232.7								
6	2'11.970	29.769	33.558	26.026	42.617	230.2								
7	2'19.717 P	29.858	33.836	29.351*	46.672	230.7								
8	9'24.453	33.939	34.684	26.284	43.020	225.9								
9	2'11.962 *	29.471	33.815	25.970	42.706*	226.4								
10	2'13.499 *	29.44*	35.600*	25.930	42.527	229.2								
11	2'10.210	29.225	33.266	25.529	42.190	229.7								
12	2'10.062 *	29.268	33.280	25.483	42.031*	228.8								
13	2'10.291	29.218	33.152	25.486	42.435	230.2								
2nd	48	Ivan ORTOLA MT Helmets - MSI SPA												
		Runs=2 Total laps=13 Full laps=10 Valid laps=10												
1	3'44.399	30.402	36.505	26.624	43.887	222.2								
2	2'13.126	29.937	33.901	26.477	42.811	226.4								
3	2'11.720	29.538	33.816	25.779	42.587	225.9								
4	2'12.061	29.853	33.810	25.701	42.697	225.9								
5	2'11.596	29.464	33.582	25.768	42.782	225.9								
6	2'11.632	29.408	33.679	25.737	42.808	226.8								
7	2'13.100	29.469	33.811	25.963	43.857	224.5								
8	2'11.278	29.303	33.601	25.814	42.560	225.9								
9	2'24.253 P	30.860	34.982	26.305	52.106	226.4								
10	8'32.488	29.378	33.784	25.687	42.567	226.4								
11	2'10.366	29.158	33.239	25.441	42.528	227.8								
12	2'09.983	28.984	33.278	25.424	42.297	227.3								
13	2'10.939	29.114	33.465	25.531	42.829	228.3								
5th	6	Ryusei YAMANAKA MT Helmets - MSI JPN												
		Runs=2 Total laps=13 Full laps=10 Valid laps=10												
1	3'50.032	29.963	34.999	26.506	43.872	224.5								
2	2'14.277	30.297	34.211	26.117	43.652	225.9								
3	2'12.957	30.104	33.971	25.820	43.062	225.9								
4	2'12.607	29.654	33.902	26.032	43.019	225.0								
5	2'12.508	29.621	33.901	25.958	43.028	225.4								
6	2'13.098	29.637	34.037	26.426	42.998	226.4								
7	2'11.918	29.554	33.746	25.786	42.832	225.9								
8	2'12.091	29.552	33.809	25.873	42.857	225.0								
9	2'14.264 P	29.483	33.736	25.862	45.183	223.1								
10	8'27.986	30.313	33.780	26.290	43.793	225.9								
11	2'10.247	29.214	33.340	25.406	42.287	230.7								
12	2'10.768	29.315	33.426	25.625	42.402	225.9								
13	2'10.452	29.181	33.433	25.537	42.301	227.3								
3rd	24	Tatsuki SUZUKI Liqui Moly Husqvarna JPN												
		Runs=2 Total laps=13 Full laps=10 Valid laps=6												
1	2'52.557 *	29.420	34.927	26.350	43.911*	226.8								
2	2'13.075 *	29.73*	33.882	26.285	43.169	230.2								
3	2'12.125	29.853	33.714	25.885	42.673	231.7								
4	2'11.456	29.403	33.608	25.784	42.661	236.3								
5	2'13.196 *	29.447	33.823	25.567	42.359*	232.2								
6	2'12.352 *	29.406	33.785	25.934	43.227*	232.7								
7	2'12.027	29.498	33.763	25.973	42.793	225.9								
8	2'11.813	29.318	33.770	25.856	42.869	225.9								
9	2'28.167 P	33.808	35.139	27.363	51.857	172.8								
10	9'49.147 *	27.692	33.783*	25.723	41.977*	229.2								
11	2'10.150	29.080	33.257	25.537	42.276	229.7								
6th	99	Jose Antonio RUED Red Bull KTM Ajo SPA												
		Runs=2 Total laps=14 Full laps=11 Valid laps=10												
1	3'25.962	31.788	35.375	27.306	44.412	224.0								
2	2'14.448 *	30.518	34.228*	26.561	43.141	225.9								
3	2'13.157	29.865	34.043	26.331	42.918	226.8								
4	2'12.204	29.660	33.776	26.066	42.702	227.3								
5	2'11.535	29.432	33.564	25.835	42.704	226.8								
6	2'11.524	29.416	33.661	25.826	42.621	227.8								
7	2'11.019	29.385	33.491	25.710	42.433	228.3								
8	2'11.431	29.382	33.565	25.761	42.723	226.4								
9	2'22.140 P	29.881	33.823	26.350	52.086	226.4								

Fastest Lap: David ALONSO CFMOTO Valresa Asp COL **2'09.600** 28.940 33.109 25.403 42.148

These data/results cannot be reproduced, stored and/or transmitted in whole or in part by any manner of electronic, mechanical, photocopying, recording, broadcasting or otherwise now known or herein after developed without the previous express consent by the copyright owner, except for reproduction in daily press and regular printed publications on sale to the public within 60 days of the event related to those data/results and always provided that copyright symbol appears together as follows below.
© DORNA, 2024



Free Practice

Moto3

Lap	Lap Time	T1	T2	T3	T4	Speed	Lap	Lap Time	T1	T2	T3	T4	Speed		
10	7'07.167	31.299	33.882	26.072	42.418	226.8	2	7'31.003	30.384	34.614	26.430	43.604	224.5		
11	2'10.783	29.266	33.473	25.671	42.373	226.8	3	2'12.871	29.789	33.920	25.995	43.167	225.4		
12	2'10.290	29.143	33.336	25.504	42.307	226.8	4	2'11.947	29.562	33.671	25.816	42.898	225.9		
13	2'10.319	29.070	33.417	25.537	42.295	225.9	5	2'11.674	29.507	33.650	25.685	42.832	225.9		
14	2'11.188	29.302	33.416	26.027	42.443	226.8	6	2'10.978	29.219	33.511	25.583	42.665	226.8		
7th 19 Scott OGDEN Fibre Tec Honda - ML GBR Runs=2 Total laps=13 Full laps=10 Valid laps=10							7	2'11.099	29.246	33.410	25.522	42.921	231.2		
1	2'40.315	31.440	36.058	27.810	44.162	225.0	8	2'10.902	29.180	33.470	25.487	42.765	228.8		
2	2'14.865	30.210	34.707	26.580	43.368	227.3	9	2'21.644	P	33.296	34.995	27.172	46.181	220.8	
3	2'20.662	36.134	34.325	26.790	43.413	225.4	10	6'39.531	28.540	34.132	26.115	42.759	225.9		
4	2'12.746	29.831	33.934	25.932	43.049	226.8	11	2'11.202	*	29.581	33.395	25.679	42.547*	229.2	
5	2'17.400	29.732	38.203	26.431	43.034	224.5	12	2'10.827	29.243	33.354	25.567	42.663	228.8		
6	2'11.875	29.405	33.680	25.837	42.953	228.3	11th 31 Adrian FERNANDEZ Leopard Racing SPA Runs=2 Total laps=15 Full laps=12 Valid laps=10								
7	2'13.207	29.615	33.708	26.029	43.855	226.8	1	2'48.855	31.157	35.282	27.083	44.203	225.4		
8	2'22.916	P	31.099	35.427	26.825*	49.565	2	2'14.187	*	30.476	34.085	26.444*	43.182	228.3	
9	9'47.484	*	32.261	34.281	26.226	42.394*	225.0	3	2'13.377	29.907	34.203	26.197	43.070	230.2	
10	2'10.616	29.243	33.521	25.505	42.347	225.4	4	2'15.771	29.964	33.943	28.804	43.060	228.8		
11	2'10.363	29.143	33.412	25.404	42.404	225.9	5	2'12.296	29.619	33.836	25.984	42.857	228.8		
12	2'10.376	29.086	33.533	25.477	42.280	224.5	6	2'11.945	29.593	33.611	25.890	42.851	228.8		
13	2'10.864	29.177	33.533	25.636	42.518	226.4	7	2'12.559	29.780	33.884	26.016	42.879	227.3		
8th 64 David MUÑOZ BOE Motorsports SPA Runs=2 Total laps=12 Full laps=9 Valid laps=5							8	2'11.901	29.489	33.550	25.985	42.877	224.5		
1	2'49.173	29.957	34.891	27.207	44.307	224.0	9	2'12.875	29.712	33.896	26.210	43.057	225.0		
2	2'13.724	*	29.883	34.143	26.356*	43.342	229.2	10	2'20.456	P	29.629	34.525	26.150	50.152	226.4
3	2'13.660	30.218	34.295	26.076	43.071	230.2	11	5'29.415	*	29.369	33.798	25.791	42.456*	227.3	
4	2'12.291	30.061	33.711	25.931	42.588	231.7	12	2'11.190	29.404	33.579	25.714	42.493	225.9		
5	2'11.687	*	29.662	33.578	25.927*	42.520	231.7	13	2'11.060	29.259	33.546	25.680	42.575	225.9	
6	2'18.209	*	31.218	33.808	26.146*	47.037	219.5	14	2'10.931	29.322	33.409	25.653	42.547	225.9	
7	2'10.997	29.344	33.518	25.764	42.371	231.7	15	2'10.943	*	29.270	33.461	25.706*	42.506	226.4	
8	2'20.183	29.368	33.343	25.704	51.768	226.4	12th 66 Joel KELSO BOE Motorsports AUS Runs=2 Total laps=13 Full laps=10 Valid laps=10								
9	2'22.495	P	32.641	36.138	27.600	46.116	212.1	1	3'11.827	30.696	35.698	27.514	44.573	224.5	
10	9'44.429	*	27.147	33.502	25.875	42.369*	229.7	2	2'15.434	30.425	34.697	26.563	43.749	225.0	
11	2'10.367	29.086	33.349	25.586	42.346	228.8	3	2'13.922	29.999	34.266	26.207	43.450	225.9		
12	2'13.386	*	29.149	34.235	26.620	43.382*	220.8	4	2'12.998	29.861	34.049	25.933	43.155	226.4	
9th 96 Daniel HOLGADO Red Bull GASGAS Te SPA Runs=2 Total laps=13 Full laps=10 Valid laps=8							5	2'12.531	29.701	33.849	25.875	43.106	226.4		
1	2'51.946	29.649	34.896	26.687	43.758	224.5	6	2'12.166	29.622	33.687	25.852	43.005	225.9		
2	2'13.742	30.049	33.826	26.451	43.416	226.8	7	2'14.966	30.087	34.529	26.483	43.867	223.6		
3	2'12.194	29.892	33.735	25.859	42.708	229.2	8	2'11.738	29.463	33.612	25.751	42.912	225.9		
4	2'12.370	*	29.475	33.531	25.775	43.589*	237.8	9	2'14.972	29.655	34.566	26.596	44.155	225.4	
5	2'11.461	29.546	33.438	25.833	42.644	233.2	10	2'11.339	29.353	33.486	25.769	42.731	226.4		
6	2'12.501	29.581	33.725	26.030	43.165	223.6	11	2'19.028	P	30.349	34.883	26.927	46.869	216.0	
7	2'22.400	P	34.995	34.179	25.868	47.358	226.4	12	7'40.710	31.090	34.123	25.987	43.192	224.5	
8	8'54.711	*	31.628	34.023*	26.146	42.810*	224.0	13	2'10.967	29.232	33.457	25.625	42.653	225.0	
9	2'11.347	29.340	33.428	25.815	42.764	223.1	13th 95 Collin VEIJER Liqui Moly Husqvarna NED Runs=2 Total laps=13 Full laps=10 Valid laps=9								
10	2'15.323	*	29.207	35.617*	26.716*	43.783	218.6	1	4'04.012	30.024	35.778	27.403	44.758	224.0	
11	2'11.065	29.341	33.441	25.639	42.644	224.0	2	2'14.784	*	30.468	34.436	26.231	43.649*	225.9	
12	2'11.261	29.246	33.453	25.779	42.783	223.1	3	2'13.020	30.003	33.784	25.972	43.261	225.4		
13	2'10.519	29.159	33.358	25.573	42.429	227.3	4	2'12.537	29.767	33.699	25.667	43.404	224.5		
10th 82 Stefano NEPA LEVELUP - MTA ITA Runs=3 Total laps=12 Full laps=8 Valid laps=7							5	2'12.016	29.589	33.568	25.822	43.037	225.0		
1	2'30.236	P	30.664	35.895	27.346	44.018	223.1	6	2'11.697	29.579	33.688	25.627	42.803	225.9	
7	2'11.468	29.405	33.619	25.626	42.818	225.4	8	2'11.127	29.302	33.559	25.588	42.678	225.9		

Fastest Lap: David ALONSO CFMOTO Valresa Asp COL **2'09.600** 28.940 33.109 25.403 42.148

These data/results cannot be reproduced, stored and/or transmitted in whole or in part by any manner of electronic, mechanical, photocopying, recording, broadcasting or otherwise now known or herein after developed without the previous express consent by the copyright owner, except for reproduction in daily press and regular printed publications on sale to the public within 60 days of the event related to those data/results and always provided that copyright symbol appears together as follows below.
© DORNA, 2024

Free Practice

Moto3

Lap	Lap Time	T1	T2	T3	T4	Speed	Lap	Lap Time	T1	T2	T3	T4	Speed
9	2'11.359	29.364	33.703	25.650	42.642	226.4	1	2'37.811 *	30.671	35.828	27.662	44.650*	226.4
10	2'11.138	29.361	33.613	25.543	42.621	224.5	2	2'17.532 *	30.92*	35.103	27.334*	44.174	228.3
11	2'21.362 P	30.190	34.665	26.577	49.930	221.3	3	2'17.404	30.895	34.974	27.104	44.431	224.0
12	7'05.321	29.442	34.159	25.913	42.958	225.4	4	2'15.279	30.451	34.538	26.767	43.523	231.2
13	2'11.032	29.325	33.599	25.518	42.590	226.4	5	2'14.289 *	30.200	34.243	26.520*	43.326	232.7

14th 12 Jacob ROULSTONE Red Bull GASGAS Te AUS
 Runs=2 Total laps=13 Full laps=10 Valid laps=9

1	2'37.686	30.631	36.962	27.547	44.817	225.0
2	2'17.404 *	31.158	35.306	26.701*	44.239	226.4
3	2'18.132	31.056	35.573	27.474	44.029	229.2
4	2'14.455	30.639	34.457	26.338	43.021	236.3
5	2'13.371	30.001	33.945	26.254	43.171	232.7
6	2'13.606	30.116	34.216	26.096	43.178	230.7
7	2'24.813 P	30.260	34.454	26.100	53.999	227.3
8	8'51.984	30.488	35.789	26.689	43.133	224.0
9	2'11.635	29.702	33.752	25.640	42.541	230.7
10	2'13.846	29.523	34.369	26.661	43.293	226.8
11	2'13.555	30.171	34.039	25.801	43.544	228.8
12	2'12.568	29.745	33.925	25.892	43.006	228.8
13	2'13.420	29.724	34.176	26.171	43.349	225.0

15th 78 Joel ESTEBAN CFMOTO Valresa Asp SPA
 Runs=2 Total laps=12 Full laps=9 Valid laps=9

1	2'25.709	30.987	35.535	27.408	45.063	223.6
2	2'15.204	30.728	34.046	26.702	43.728	226.8
3	2'13.565	30.102	33.901	26.264	43.298	226.8
4	2'13.685	29.938	34.288	26.243	43.216	226.4
5	2'13.204	29.889	33.849	26.283	43.183	225.9
6	2'13.190	29.884	34.006	26.041	43.259	225.9
7	2'13.234	29.953	34.021	26.165	43.095	225.9
8	2'12.761	29.802	33.791	26.100	43.068	226.4
9	2'25.319 P	29.786	34.075	26.918	54.540	216.4
10	11'45.248 *	28.870	34.268*	26.192	43.225	226.4
11	2'12.377	29.788	34.005	25.930	42.654	232.2
12	2'11.671	29.381	33.581	25.850	42.859	228.8

16th 18 Matteo BERTELLE Kopron Rivacold Snip ITA
 Runs=2 Total laps=14 Full laps=11 Valid laps=10

1	2'41.136	29.705	35.431	27.342	44.421	225.9
2	2'14.841 *	30.539	34.354	26.431	43.517*	228.8
3	2'17.693	30.794	35.775	27.360	43.764	228.3
4	2'15.473	30.460	34.748	26.410	43.855	214.2
5	2'12.626	29.735	33.694	26.175	43.022	228.8
6	2'13.080	29.733	33.664	26.134	43.549	227.3
7	2'13.369	30.152	33.961	26.091	43.165	222.6
8	2'12.883	29.643	33.954	26.089	43.197	225.4
9	2'12.818	29.815	33.783	26.359	42.861	230.7
10	2'23.086 P	29.684	33.963	26.227	53.212	222.6
11	6'34.453	32.561	36.034	26.465	43.514	224.0
12	2'11.751	29.411	33.659	25.874	42.807	225.4
13	2'14.721	31.302	33.969	26.201	43.249	223.1
14	2'12.795	29.748	33.794	26.121	43.132	223.6

17th 85 Xabi ZURUTUZA Red Bull KTM Ajo SPA
 Runs=2 Total laps=13 Full laps=10 Valid laps=6

1	2'37.811 *	30.671	35.828	27.662	44.650*	226.4
2	2'17.532 *	30.92*	35.103	27.334*	44.174	228.3
3	2'17.404	30.895	34.974	27.104	44.431	224.0
4	2'15.279	30.451	34.538	26.767	43.523	231.2
5	2'14.289 *	30.200	34.243	26.520*	43.326	232.7
6	2'13.330 *	30.034	33.888	26.315*	43.093*	230.2
7	2'15.312	30.078	34.441	26.383	44.410	226.8
8	2'16.104 P	29.989	34.037	26.278	45.800	226.8
9	8'55.924 *	29.744	34.513*	25.902	42.835	225.9
10	2'15.095	29.735	34.095	26.969	44.296	219.9
11	2'11.752	29.512	33.655	25.881	42.704	232.2
12	2'13.319	29.727	33.893	26.343	43.356	224.5
13	2'14.200 *	29.812	33.855	26.479	44.054*	226.4

18th 54 Riccardo ROSSI CIP Green Power ITA
 Runs=2 Total laps=13 Full laps=10 Valid laps=7

1	2'44.100	31.637	38.475	29.169	44.950	226.4
2	2'15.484 *	30.440	34.414	26.741*	43.889	226.4
3	2'14.027	30.007	34.080	26.487	43.453	229.2
4	2'13.792 *	30.154	34.152	26.318	43.168*	230.7
5	2'13.275	29.799	34.003	26.355	43.118	224.0
6	2'17.781	32.387	35.524	26.526	43.344	224.5
7	2'11.910	29.390	33.666	26.014	42.840	232.7
8	2'24.141 P	30.108	37.591	27.040	49.402	218.1
9	9'02.040 *	30.926	34.383	26.396	43.226*	225.0
10	2'12.477 *	29.632	33.960*	26.103	42.782	225.4
11	2'18.381	29.528	33.895	26.101	48.857	224.0
12	2'12.212	29.526	33.654	25.999	43.033	224.5
13	2'12.573	29.469	33.703	26.156	43.245	224.5

19th 22 David ALMANSA Kopron Rivacold Snip SPA
 Runs=2 Total laps=14 Full laps=11 Valid laps=10

1	2'41.631	31.013	35.397	28.003	44.667	228.8
2	2'15.061	30.532	34.182	26.660	43.687	228.8
3	2'16.119	30.255	34.405	26.736	44.723	225.4
4	2'18.017	30.527	37.722	26.448	43.320	227.3
5	2'12.868	29.684	33.990	26.118	43.076	229.2
6	2'13.184	29.980	33.949	26.158	43.097	226.8
7	2'12.541	29.713	34.011	26.136	42.681	229.2
8	2'12.075	29.460	33.527	26.245	42.843	226.8
9	2'13.752	29.598	33.712	26.093	44.349	228.3
10	2'19.629 P	29.993	34.186	26.081	49.369	225.4
11	6'37.306	34.492	38.982	29.821	47.380	186.8
12	2'11.912	29.509	33.733	25.849	42.821	226.8
13	2'16.827 *	30.868	37.084	26.168	42.707*	224.0
14	2'12.101	29.402	33.746	26.016	42.937	225.0

20th 7 Filippo FARIOLI SIC58 Squadra Corse ITA
 Runs=2 Total laps=15 Full laps=13 Valid laps=10

1	2'31.135 P	30.527	35.522	27.683	45.110	225.9
2	3'18.794 *	29.718	35.075	27.296*	44.330*	222.6
3	2'15.851	30.281	34.657	26.966	43.947	222.2
4	2'14.983	30.235	34.329	26.552	43.867	222.2
5	2'13.617	30.248	33.806	26.316	43.247	225.4
6	2'13.427	29.652	33.890	26.279	43.606	222.6
7	2'13.871	29.842	34.170	26.375	43.484	223.1

Fastest Lap: David ALONSO CFMOTO Valresa Asp COL 2'09.600 28.940 33.109 25.403 42.148

These data/results cannot be reproduced, stored and/or transmitted in whole or in part by any manner of electronic, mechanical, photocopying, recording, broadcasting or otherwise now known or herein after developed without the previous express consent by the copyright owner, except for reproduction in daily press and regular printed publications on sale to the public within 60 days of the event related to those data/results and always provided that copyright symbol appears together as follows below.
 © DORNA, 2024

Free Practice

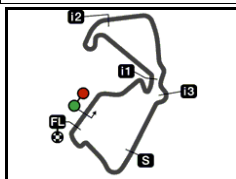
Moto3

Lap	Lap Time	T1	T2	T3	T4	Speed	Lap	Lap Time	T1	T2	T3	T4	Speed		
8	2'13.236	29.607	33.962	26.413	43.254	223.6	24th	5	Tatchakorn BUASRI				Honda Team Asia	THA	
9	2'13.551	29.782	33.896	26.244	43.629	223.6			Runs=1	Total laps=16	Full laps=15		Valid laps=10		
10	2'13.238	29.719	33.889	26.318	43.312	222.6			1	2'55.028	30.742	35.201	27.028	44.839	224.0
11	2'13.130	29.692	33.870	26.208	43.360	222.2			2	2'16.871	30.356	34.584	27.471	44.460	223.1
12	2'13.494 *	29.758	33.988	26.196	43.552*	221.7			3	2'15.273	30.289	34.361	26.525	44.098	224.0
13	2'17.573 *	29.739	33.939	28.666	45.229*	211.3			4	2'15.615	30.188	34.520	26.676	44.231	224.5
14	2'16.968 *	29.756	35.672*	27.424	44.116*	217.3			5	2'14.662	29.975	34.383	26.456	43.848	222.2
15	2'12.787	29.620	33.775	25.983	43.409	223.1			6	2'14.049	30.018	34.237	26.233	43.561	223.6
									7	2'14.431	29.906	34.288	26.486	43.751	223.1
									8	2'14.145 *	29.998	34.126	26.302	43.719*	224.0
									9	2'15.675 *	30.051	34.175*	26.738	44.711	214.2
									10	2'14.914	30.056	34.456	26.575	43.827	221.7
									11	2'15.023	30.085	34.431	26.584	43.923	220.4
									12	2'18.578 *	30.115	35.377	28.169	44.917*	220.8
									13	2'16.118 *	30.35*	34.375	27.236	44.152	223.1
									14	2'17.231 *	30.246	34.212	26.647	46.126*	207.6
							15	2'15.830	30.227	34.471	26.975	44.157	221.3		
							16	2'15.701	30.319	34.510	26.811	44.061	221.3		
21st	10	Nicola CARRARO				LEVELUP - MTA	ITA	25th	57	Danial SHAHRIL				SIC58 Squadra Corse	MAL
		Runs=2	Total laps=14	Full laps=11		Valid laps=3	Runs=1			Total laps=16	Full laps=15		Valid laps=15		
1	2'31.060	30.242	36.337	27.764	45.316	224.0	1			2'42.421	32.984	36.413	28.310	46.925	223.1
2	2'16.611	30.866	34.908	26.721	44.116	225.0	2			2'17.741	31.448	34.851	27.263	44.179	225.9
3	2'15.219 *	30.339	34.424	26.652*	43.804*	225.9	3			2'16.151	30.655	34.640	26.695	44.161	222.2
4	2'14.192 *	29.996	34.574	26.232	43.390*	226.4	4			2'15.836	30.715	34.605	26.600	43.916	225.0
5	2'12.855	29.557	33.907	26.158	43.233	226.4	5			2'15.742	30.541	34.402	26.686	44.113	223.6
6	2'13.261 *	29.803	34.064	26.015	43.379*	226.4	6			2'17.235	30.482	34.945	27.210	44.598	220.8
7	2'13.593 *	29.73*	34.292	26.212*	43.352*	224.5	7			2'17.283	30.811	35.006	27.111	44.355	219.9
8	2'13.873 *	30.51*	34.283	26.020	43.059	225.4	8			2'16.505	30.789	34.773	26.786	44.157	220.4
9	2'13.200	29.780	34.151	26.133	43.136	225.4	9			2'16.001	30.521	34.733	26.660	44.087	221.3
10	2'24.209 P	30.308	34.639	26.463	52.799	223.6	10			2'16.143	30.718	34.829	26.654	43.942	223.6
11	6'41.830 *	31.303	34.994	26.229*	43.078	226.8	11			2'15.419	30.446	34.581	26.527	43.865	222.2
12	2'12.055 *	29.416	33.722	25.953*	42.964	225.4	12			2'15.871	30.354	34.754	26.731	44.032	219.5
13	2'11.539 *	29.365	33.746	25.773	42.655*	224.5	13	2'17.389	30.864	35.067	26.959	44.499	219.0		
14	2'15.880 *	31.79*	34.251	26.713	43.119	223.1	14	2'16.185	30.665	34.693	26.592	44.235	219.5		
							15	2'18.967	30.552	34.619	29.413	44.383	220.4		
							16	2'16.205	30.574	34.890	26.612	44.129	220.8		
22nd	21	Vicente PEREZ				Fibre Tec Honda - ML	SPA								
		Runs=2	Total laps=12	Full laps=9		Valid laps=4									
1	2'39.249	31.538	35.922	27.403	44.204	222.6									
2	2'16.597 *	30.862	34.986*	26.935*	43.814	226.4									
3	2'16.644	30.962	34.760	26.906	44.016	225.4									
4	2'15.388	30.464	34.502	26.549	43.873	222.2									
5	2'14.125 *	30.200	34.324*	26.084	43.517	225.4									
6	2'13.709 *	30.085	33.887	26.380*	43.357	224.5									
7	2'14.547 *	30.394	34.401	26.356	43.396*	225.4									
8	2'26.460 P	29.984	33.957*	26.197	56.322	223.6									
9	9'54.299 *	30.064	34.520	26.668	43.443*	223.6									
10	2'14.605 *	30.294	34.264	26.370*	43.677	221.7									
11	2'13.360	29.950	34.091	26.109	43.210	222.2									
12	2'13.192	29.853	33.970	26.040	43.329	221.7									
23rd	55	Noah DETTWILER				CIP Green Power	SWI								
		Runs=2	Total laps=13	Full laps=10		Valid laps=8									
1	2'41.809	31.456	35.824	27.907	44.631	226.4									
2	2'15.916 *	30.643	34.356	26.915*	44.002	225.0									
3	2'15.824	30.247	34.529	27.138	43.910	227.3									
4	2'14.975	30.472	34.576	26.444	43.483	227.3									
5	2'15.120	30.622	34.011	26.916	43.571	227.3									
6	2'14.184 *	30.204	33.981	26.587*	43.412*	224.5									
7	2'13.744	30.435	33.625	26.279	43.405	226.4									
8	2'13.470	29.920	33.798	26.383	43.369	229.2									
9	2'25.166 P	30.105	34.081	26.853*	54.127	219.5									
10	7'55.169	30.301	34.678	26.835	43.781	223.6									
11	2'15.030	30.100	34.467	26.758	43.705	222.6									
12	2'14.347	29.948	34.181	26.585	43.633	224.5									
13	2'14.727	30.093	34.192	26.678	43.764	221.7									

Fastest Lap: David ALONSO CFMOTO Valresa Asp COL **2'09.600** 28.940 33.109 25.403 42.148

These data/results cannot be reproduced, stored and/or transmitted in whole or in part by any manner of electronic, mechanical, photocopying, recording, broadcasting or otherwise now known or herein after developed without the previous express consent by the copyright owner, except for reproduction in daily press and regular printed publications on sale to the public within 60 days of the event related to those data/results and always provided that copyright symbol appears together as follows below.
© DORNA, 2024

Silverstone Circuit



5900 m.

Results and timing service provided by TISSOT

MONSTER ENERGY BRITISH GRAND PRIX

Free Practice

Best Partial Times

Moto3™

IT Ideal Lap Time, sum of the best partial times

BT Best Lap Time

T1		T2		T3		T4				IT		BT	
Pos	Rider	Time	Rider	Time	Rider	Time	Rider	Time	Pos	Rider	IT	BT	
1	D.ALONSO	28.940	D.ALONSO	33.109	D.ALONSO	25.403	D.ALONSO	42.148	1	D.ALONSO	2'09.600	2'09.600	(1)
2	I.ORTOLA	28.984	A.PIQUERAS	33.152	S.OGDEN	25.404	A.PIQUERAS	42.190	2	I.ORTOLA	2'09.944	2'09.983	(2)
3	J.RUEDA	29.070	I.ORTOLA	33.239	R.YAMANAKA	25.406	T.SUZUKI	42.276	3	A.PIQUERAS	2'10.043	2'10.210	(4)
4	T.SUZUKI	29.080	T.SUZUKI	33.257	I.ORTOLA	25.424	S.OGDEN	42.280	4	T.SUZUKI	2'10.150	2'10.150	(3)
5	S.OGDEN	29.086	J.RUEDA	33.336	A.PIQUERAS	25.483	R.YAMANAKA	42.287	5	S.OGDEN	2'10.182	2'10.363	(7)
6	D.MUÑOZ	29.086	R.YAMANAKA	33.340	S.NEPA	25.487	J.RUEDA	42.295	6	J.RUEDA	2'10.205	2'10.290	(6)
7	D.HOLGADO	29.159	D.MUÑOZ	33.343	J.RUEDA	25.504	I.ORTOLA	42.297	7	R.YAMANAKA	2'10.214	2'10.247	(5)
8	S.NEPA	29.180	S.NEPA	33.354	C.VEIJER	25.518	D.MUÑOZ	42.346	8	D.MUÑOZ	2'10.361	2'10.367	(8)
9	R.YAMANAKA	29.181	D.HOLGADO	33.358	T.SUZUKI	25.537	D.HOLGADO	42.429	9	D.HOLGADO	2'10.519	2'10.519	(9)
10	A.PIQUERAS	29.218	A.FERNANDEZ	33.409	D.HOLGADO	25.573	A.FERNANDEZ	42.493	10	S.NEPA	2'10.684	2'10.827	(10)
11	J.KELSO	29.232	S.OGDEN	33.412	D.MUÑOZ	25.586	J.ROULSTONE	42.541	11	A.FERNANDEZ	2'10.814	2'10.931	(11)
12	A.FERNANDEZ	29.259	J.KELSO	33.457	J.KELSO	25.625	C.VEIJER	42.590	12	J.KELSO	2'10.967	2'10.967	(12)
13	C.VEIJER	29.302	D.ALMANSA	33.527	J.ROULSTONE	25.640	J.KELSO	42.653	13	C.VEIJER	2'10.969	2'11.032	(13)
14	N.CARRARO	29.365	C.VEIJER	33.559	A.FERNANDEZ	25.653	J.ESTEBAN	42.654	14	J.ROULSTONE	2'11.456	2'11.635	(14)
15	J.ESTEBAN	29.381	J.ESTEBAN	33.581	N.CARRARO	25.773	S.NEPA	42.663	15	D.ALMANSA	2'11.459	2'11.912	(19)
16	R.ROSSI	29.390	N.DETTWILER	33.625	D.ALMANSA	25.849	D.ALMANSA	42.681	16	J.ESTEBAN	2'11.466	2'11.671	(15)
17	D.ALMANSA	29.402	R.ROSSI	33.654	J.ESTEBAN	25.850	X.ZURUTUZA	42.704	17	M.BERTELLE	2'11.751	2'11.751	(16)
18	M.BERTELLE	29.411	X.ZURUTUZA	33.655	M.BERTELLE	25.874	R.ROSSI	42.782	18	X.ZURUTUZA	2'11.752	2'11.752	(17)
19	X.ZURUTUZA	29.512	M.BERTELLE	33.659	X.ZURUTUZA	25.881	M.BERTELLE	42.807	19	N.CARRARO	2'11.824	2'12.855	(21)
20	J.ROULSTONE	29.523	N.CARRARO	33.722	F.FARIOLI	25.983	N.CARRARO	42.964	20	R.ROSSI	2'11.825	2'11.910	(18)
21	F.FARIOLI	29.607	J.ROULSTONE	33.752	R.ROSSI	25.999	V.PEREZ	43.210	21	F.FARIOLI	2'12.612	2'12.787	(20)
22	V.PEREZ	29.853	F.FARIOLI	33.775	V.PEREZ	26.040	F.FARIOLI	43.247	22	V.PEREZ	2'12.990	2'13.192	(22)
23	T.BUASRI	29.906	V.PEREZ	33.887	T.BUASRI	26.233	N.DETTWILER	43.369	23	N.DETTWILER	2'13.193	2'13.470	(23)
24	N.DETTWILER	29.920	T.BUASRI	34.126	N.DETTWILER	26.279	T.BUASRI	43.561	24	T.BUASRI	2'13.826	2'14.049	(24)

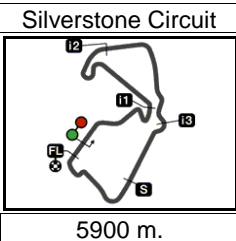
These data/results cannot be reproduced, stored and/or transmitted in whole or in part by any manner of electronic, mechanical, photocopying, recording, broadcasting or otherwise now known or herein after developed without the previous express consent by the copyright owner, except for reproduction in daily press and regular printed publications on sale to the public within 60 days of the event related to those data/results and always provided that copyright symbol appears together as follows below.

© DORNA, 2024

Official MotoGP Timing by TISSOT

www.motogp.com





Results and timing service provided by **TISSOT**

MONSTER ENERGY BRITISH GRAND PRIX

Free Practice

Best Partial Times

Moto3™

IT Ideal Lap Time, sum of the best partial times

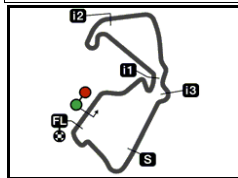
BT Best Lap Time

		<i>T1</i>		<i>T2</i>		<i>T3</i>		<i>T4</i>				
<i>Pos</i>	<i>Rider</i>	<i>Time</i>	<i>Rider</i>	<i>Time</i>	<i>Rider</i>	<i>Time</i>	<i>Rider</i>	<i>Time</i>	<i>Pos</i>	<i>Rider</i>	<i>IT</i>	<i>BT</i>
25	D.SHAHRIL	30.354	D.SHAHRIL	34.402	D.SHAHRIL	26.527	D.SHAHRIL	43.865	25	D.SHAHRIL	2'15.148	2'15.419 (25)

These data/results cannot be reproduced, stored and/or transmitted in whole or in part by any manner of electronic, mechanical, photocopying, recording, broadcasting or otherwise now known or herein after developed without the previous express consent by the copyright owner, except for reproduction in daily press and regular printed publications on sale to the public within 60 days of the event related to those data/results and always provided that copyright symbol appears together as follows below.
© DORNA, 2024

Official MotoGP Timing by **TISSOT**
www.motogp.com






5900 m.

MONSTER ENERGY BRITISH GRAND PRIX

Free Practice

Fastest Laps Sequence

<i>Practice Time</i>	 <i>Rider</i>	<i>Nation</i>	<i>Motorcycle</i>	<i>Time</i>	<i>Km/h</i>	<i>Rider's Lap</i>
4'39.757	80 David ALONSO	COL	CFMOTO	2'13.367	159.2	2
5'57.525	48 Ivan ORTOLA	SPA	KTM	2'13.126	159.5	2
6'52.249	80 David ALONSO	COL	CFMOTO	2'12.492	160.3	3
7'17.757	24 Tatsuki SUZUKI	JPN	HUSQVARNA	2'12.125	160.7	3
8'09.245	48 Ivan ORTOLA	SPA	KTM	2'11.720	161.2	3
9'03.815	80 David ALONSO	COL	CFMOTO	2'11.566	161.4	4
9'29.213	24 Tatsuki SUZUKI	JPN	HUSQVARNA	2'11.456	161.5	4
11'15.028	80 David ALONSO	COL	CFMOTO	2'11.213	161.8	5
13'26.213	80 David ALONSO	COL	CFMOTO	2'11.185	161.9	6
16'09.741	64 David MUÑOZ	SPA	KTM	2'10.997	162.1	7
17'48.623	80 David ALONSO	COL	CFMOTO	2'10.748	162.4	8
19'59.200	80 David ALONSO	COL	CFMOTO	2'10.577	162.6	9
32'11.985	6 Ryusei YAMANAKA	JPN	KTM	2'10.247	163.0	11
32'16.384	36 Angel PIQUERAS	SPA	HONDA	2'10.210	163.1	11
32'46.065	24 Tatsuki SUZUKI	JPN	HUSQVARNA	2'10.150	163.1	11
34'16.658	80 David ALONSO	COL	CFMOTO	2'09.923	163.4	13
36'26.258	80 David ALONSO	COL	CFMOTO	2'09.600	163.8	14

These data/results cannot be reproduced, stored and/or transmitted in whole or in part by any manner of electronic, mechanical, photocopying, recording, broadcasting or otherwise now known or herein after developed without the previous express consent by the copyright owner, except for reproduction in daily press and regular printed publications on sale to the public within 60 days of the event related to those data/results and always provided that copyright symbol appears together as follows below.

© DORNA, 2024