


5900 m.

## MONSTER ENERGY BRITISH GRAND PRIX

## Practice Nr. 1

## Classification

6

	Rider	Nation	Team	Motorcycle	Time	Lap	Total	Gap	Top Speed
1	44 Aron CANET	SPA	Fantic Racing	KALEX	<b>2'03.602</b>	15	15		<b>275.5</b>
2	13 Celestino VIETTI	ITA	Red Bull KTM Ajo	KALEX	<b>2'03.896</b>	15	15	0.294 0.294	<b>277.6</b>
3	14 Tony ARBOLINO	ITA	Elf Marc VDS Racing Team	KALEX	<b>2'04.059</b>	11	14	0.457 0.163	<b>276.2</b>
4	79 Ai OGURA	JPN	MT Helmets - MSI	BOSCOSCURO	<b>2'04.062</b>	11	14	0.460 0.003	<b>277.6</b>
5	10 Diogo MOREIRA	BRA	Italtrans Racing Team	KALEX	<b>2'04.086</b>	12	15	0.484 0.024	<b>274.1</b>
6	21 Alonso LOPEZ	SPA	GT Trevisan SpeedUp	BOSCOSCURO	<b>2'04.087</b>	17	17	0.485 0.001	<b>274.1</b>
7	96 Jake DIXON	GBR	CFMOTO Inde Aspar Team	KALEX	<b>2'04.108</b>	14	14	0.506 0.021	<b>278.3</b>
8	3 Sergio GARCIA	SPA	MT Helmets - MSI	BOSCOSCURO	<b>2'04.117</b>	13	13	0.515 0.009	<b>274.1</b>
9	24 Marcos RAMIREZ	SPA	OnlyFans American Racing Team	KALEX	<b>2'04.219</b>	14	17	0.617 0.102	<b>276.2</b>
10	16 Joe ROBERTS	USA	OnlyFans American Racing Team	KALEX	<b>2'04.319</b>	8	14	0.717 0.100	<b>272.0</b>
11	75 Albert ARENAS	SPA	QJMOTOR Gresini Moto2	KALEX	<b>2'04.333</b>	3	12	0.731 0.014	<b>275.5</b>
12	35 Somkiat CHANTRA	THA	IDEMITSU Honda Team Asia	KALEX	<b>2'04.347</b>	14	15	0.745 0.014	<b>275.5</b>
13	54 Fermin ALDEGUER	SPA	GT Trevisan SpeedUp	BOSCOSCURO	<b>2'04.573</b>	13	14	0.971 0.226	<b>270.6</b>
14	84 Zonta VD GOORBERGH	NED	RW-Idrofoglia Racing GP	KALEX	<b>2'04.763</b>	7	12	1.161 0.190	<b>272.7</b>
15	15 Darryn BINDER	RSA	Liqui Moly Husqvarna Intact GP	KALEX	<b>2'04.764</b>	14	15	1.162 0.001	<b>276.2</b>
16	52 Jeremy ALCOBA	SPA	Yamaha VR46 Master Camp Team	KALEX	<b>2'04.819</b>	11	12	1.217 0.055	<b>274.8</b>
17	34 Mario AJI	INA	IDEMITSU Honda Team Asia	KALEX	<b>2'04.830</b>	5	16	1.228 0.011	<b>272.7</b>
18	12 Filip SALAC	CZE	Elf Marc VDS Racing Team	KALEX	<b>2'04.830</b>	12	13	1.228	<b>270.6</b>
19	18 Manuel GONZALEZ	SPA	QJMOTOR Gresini Moto2	KALEX	<b>2'04.875</b>	7	15	1.273 0.045	<b>272.7</b>
20	81 Senna AGIUS	AUS	Liqui Moly Husqvarna Intact GP	KALEX	<b>2'05.052</b>	11	14	1.450 0.177	<b>274.1</b>
21	9 Jorge NAVARRO	SPA	KLINT Forward Factory Team	FORWARD	<b>2'05.095</b>	12	12	1.493 0.043	<b>268.6</b>
22	22 Ayumu SASAKI	JPN	Yamaha VR46 Master Camp Team	KALEX	<b>2'05.115</b>	9	12	1.513 0.020	<b>276.2</b>
23	64 Bo BENDSNEYDER	NED	Preicanos Racing Team	KALEX	<b>2'05.314</b>	14	14	1.712 0.199	<b>271.3</b>
24	7 Barry BALTUS	BEL	RW-Idrofoglia Racing GP	KALEX	<b>2'05.368</b>	5	14	1.766 0.054	<b>276.2</b>
25	71 Dennis FOGGIA	ITA	Italtrans Racing Team	KALEX	<b>2'05.398</b>	2	15	1.796 0.030	<b>279.7</b>
26	32 Marcel SCHROTTER	GER	Red Bull KTM Ajo	KALEX	<b>2'05.461</b>	11	13	1.859 0.063	<b>274.8</b>
27	5 Jaume MASIA	SPA	Preicanos Racing Team	KALEX	<b>2'05.672</b>	2	14	2.070 0.211	<b>278.3</b>
28	28 Izan GUEVARA	SPA	CFMOTO Inde Aspar Team	KALEX	<b>2'05.909</b>	12	13	2.307 0.237	<b>273.4</b>
29	11 Alex ESCRIG	SPA	KLINT Forward Factory Team	FORWARD	<b>2'06.374</b>	6	12	2.772 0.465	<b>271.3</b>
30	20 Xavi CARDELUS	AND	Fantic Racing	KALEX	<b>2'06.671</b>	3	12	3.069 0.297	<b>272.7</b>
31	43 Xavier ARTIGAS	SPA	KLINT Forward Factory Team	FORWARD	<b>2'07.171</b>	9	12	3.569 0.500	<b>271.3</b>

Practice condition: Dry

Air: 24°

Humidity: 53%

Ground: 40°

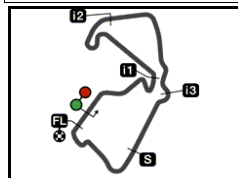
<b>Fastest Lap:</b>	Lap: 15	<b>Aron CANET</b>	<b>2'03.602</b>	171.8 Km/h
<b>Best Race Lap:</b>	2021	<b>Jorge NAVARRO</b>	<b>2'04.312</b>	170.8 Km/h
<b>All-Time Lap Record:</b>	2024	<b>Aron CANET</b>	<b>2'03.602</b>	171.8 Km/h

The results are provisional until the end of the limit for protest and appeals.

Time limit for protest expires 60' after publication of the results - ..... Time: .....

These data/results cannot be reproduced, stored and/or transmitted in whole or in part by any manner of electronic, mechanical, photocopying, recording, broadcasting or otherwise now known or herein after developed without the previous express consent by the copyright owner, except for reproduction in daily press and regular printed publications on sale to the public within 60 days of the event related to those data/results and always provided that copyright symbol appears together as follows below.

© DORNA, 2024



5900 m.

## MONSTER ENERGY BRITISH GRAND PRIX

## Practice Nr. 1

## Top Speed &amp; Average

8



Rider	Nation	Motorcycle	Top 5 speeds					Average	Top
71 Dennis FOGGIA	ITA	KALEX	279.7	276.2	276.2	274.1	273.4	275.5	279.7
5 Jaime MASIA	SPA	KALEX	278.3	274.1	272.7	272.7	271.3	273.4	278.3
96 Jake DIXON	GBR	KALEX	278.3	276.9	276.2	275.5	273.4	275.3	278.3
13 Celestino VIETTI	ITA	KALEX	277.6	276.2	276.2	276.2	275.5	276.3	277.6
79 Ai OGURA	JPN	BOSCOSCURO	277.6	277.6	276.2	274.1	273.4	275.1	277.6
7 Barry BALTUS	BEL	KALEX	276.2	274.8	273.4	272.7	272.0	273.8	276.2
14 Tony ARBOLINO	ITA	KALEX	276.2	274.8	274.8	274.8	274.1	274.7	276.2
15 Darryn BINDER	RSA	KALEX	276.2	275.5	274.8	274.8	274.1	274.9	276.2
22 Ayumu SASAKI	JPN	KALEX	276.2	275.5	274.8	273.4	273.4	274.7	276.2
24 Marcos RAMIREZ	SPA	KALEX	276.2	274.8	274.1	273.4	273.4	274.4	276.2
35 Somkiat CHANTRA	THA	KALEX	275.5	274.8	272.0	272.0	271.3	272.8	275.5
44 Aron CANET	SPA	KALEX	275.5	274.8	273.4	272.7	272.7	273.8	275.5
75 Albert ARENAS	SPA	KALEX	275.5	272.7	272.7	272.0	272.0	273.0	275.5
32 Marcel SCHROTTER	GER	KALEX	274.8	274.1	272.7	272.0	272.0	272.8	274.8
52 Jeremy ALCOBA	SPA	KALEX	274.8	274.8	273.4	272.7	272.0	273.3	274.8
3 Sergio GARCIA	SPA	BOSCOSCURO	274.1	274.1	273.4	272.0	272.0	272.7	274.1
10 Diogo MOREIRA	BRA	KALEX	274.1	274.1	273.4	272.7	271.3	273.1	274.1
21 Alonso LOPEZ	SPA	BOSCOSCURO	274.1	273.4	273.4	273.4	273.4	273.5	274.1
81 Senna AGIUS	AUS	KALEX	274.1	272.7	272.0	272.0	271.3	272.1	274.1
28 Izan GUEVARA	SPA	KALEX	273.4	272.7	272.0	272.0	271.3	272.0	273.4
18 Manuel GONZALEZ	SPA	KALEX	272.7	272.0	271.3	271.3	270.6	271.1	272.7
20 Xavi CARDELUS	AND	KALEX	272.7	272.0	272.0	271.3	270.6	271.7	272.7
34 Mario AJI	INA	KALEX	272.7	272.0	271.3	270.6	270.0	271.1	272.7
84 Zonta VD GOORBERGH	NED	KALEX	272.7	271.3	270.0	270.0	268.6	270.5	272.7
16 Joe ROBERTS	USA	KALEX	272.0	271.3	271.3	271.3	270.0	271.0	272.0
11 Alex ESCRIG	SPA	FORWARD	271.3	270.6	270.6	270.0	270.0	270.5	271.3
43 Xavier ARTIGAS	SPA	FORWARD	271.3	270.0	270.0	267.9	267.9	269.2	271.3
64 Bo BENDSNEYDER	NED	KALEX	271.3	269.3	269.3	269.3	268.6	269.4	271.3
12 Filip SALAC	CZE	KALEX	270.6	270.0	270.0	269.3	269.3	269.8	270.6
54 Fermin ALDEGUER	SPA	BOSCOSCURO	270.6	268.6	268.6	268.6	267.9	268.9	270.6
9 Jorge NAVARRO	SPA	FORWARD	268.6	267.9	266.6	266.6	266.0	267.1	268.6

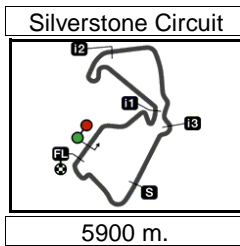
These data/results cannot be reproduced, stored and/or transmitted in whole or in part by any manner of electronic, mechanical, photocopying, recording, broadcasting or otherwise now known or herein after developed without the previous express consent by the copyright owner, except for reproduction in daily press and regular printed publications on sale to the public within 60 days of the event related to those data/results and always provided that copyright symbol appears together as follows below.

© DORNA, 2024

Official MotoGP Timing by TISSOT  
www.motogp.com



Silverstone, Friday, August 02, 2024



**MONSTER ENERGY BRITISH GRAND PRIX**  
**Practice Nr. 1**  
**Chronological Analysis of Performances**

**9**

\* Lap / Sector time cancelled      T1 Time from finish line to 1st intermediate      T3 Time from 2nd intermed. to 3rd intermed.  
P Crossing the finish line in pit lane      T2 Time from 1st intermed. to 2nd intermed.      T4 Time from 3rd intermediate to finish line

Lap	Lap Time	T1	T2	T3	T4	Speed	Lap	Lap Time	T1	T2	T3	T4	Speed
<b>1st 44 Aron CANET</b> Fantic Racing SPA							9	2'11.299 P	28.705	33.046	25.355	44.193	262.7
Runs=2 Total laps=15 Full laps=12 Valid laps=11							10	13'08.493 *	30.849	32.295	24.916	40.370*	276.2
1	3'14.324	29.365	31.966	25.080	40.699	270.0	11	<b>2'04.059</b>	28.173	31.483	24.280	40.123	274.1
2	<b>2'04.343</b>	28.271	31.446	24.247	40.379	270.6	12	2'03.974 *	28.178	<b>31.342</b>	24.291	40.163*	274.8
3	<b>2'04.474</b>	28.151	31.486	24.397	40.440	271.3	13	2'13.183 *	35.54*	32.697	24.909	40.035*	274.1
4	<b>2'04.349</b>	28.185	31.607	24.232	40.325	272.7	14	2'04.933 *	28.360	32.065	24.587	39.921*	274.8
5	<b>2'04.302</b>	28.155	31.524	24.215	40.408	272.7	<b>4th 79 Ai OGURA</b> MT Helmets - MSI JPN						
6	<b>2'04.836</b>	28.360	31.556	24.291	40.629	271.3	Runs=2 Total laps=14 Full laps=11 Valid laps=10						
7	<b>2'04.238</b>	28.248	31.436	24.207	40.347	274.8	1	2'49.235	30.133	32.621	25.084	40.886	272.0
8	<b>2'06.294</b>	29.313	31.795	24.469	40.717	270.6	2	<b>2'04.912</b>	28.367	31.674	24.566	40.305	273.4
9	<b>2'04.778</b>	28.166	31.626	24.314	40.672	269.3	3	<b>2'04.710</b>	28.155	31.751	24.433	40.371	274.1
10	<b>2'04.677</b>	28.207	31.575	24.291	40.604	270.0	4	<b>2'04.375</b>	28.178	<b>31.394</b>	24.386	40.417	<b>277.6</b>
11	<b>2'04.841</b>	28.200	31.853	24.288	40.500	269.3	5	<b>2'07.367</b>	28.314	31.737	26.605	40.711	276.2
12	2'22.196 P	29.179	33.191	25.276	54.550	266.0	6	<b>2'04.741</b>	28.197	31.429	24.696	40.419	273.4
13	9'47.778	35.105	31.752	<b>24.104</b>	40.092	273.4	7	<b>2'04.877</b>	28.148	31.535	24.723	40.471	277.6
14	2'05.762 *	28.69*	31.544	24.948	40.577	268.6	8	<b>2'09.502</b>	28.182	35.362	24.806	41.152	273.4
15	<b>2'03.602</b>	<b>28.139</b>	<b>31.330</b>	24.184	<b>39.949</b>	<b>275.5</b>	9	2'10.101 P	28.180	31.509	24.644	<b>45.768</b>	<b>272.7</b>
<b>2nd 13 Celestino VIETTI</b> Red Bull KTM Ajo ITA							10	12'21.991	31.751	32.529	25.050	41.647	270.0
Runs=2 Total laps=15 Full laps=12 Valid laps=11							11	<b>2'04.062</b>	28.104	31.468	<b>24.335</b>	40.155	271.3
1	2'20.446	29.732	32.541	25.116	40.986	272.7	12	<b>2'04.254</b>	<b>27.925</b>	31.737	24.516	<b>40.076</b>	271.3
2	<b>2'05.086</b>	28.577	31.556	24.407	40.546	274.8	13	2'05.195 *	28.49*	31.643*	24.721	40.337	271.3
3	<b>2'04.872</b>	28.423	31.638	24.466	40.345	275.5	14	<b>2'04.205</b>	28.008	31.448	24.566	40.183	271.3
4	<b>2'07.721</b>	28.674	33.565	24.783	40.699	276.2	<b>5th 10 Diogo MOREIRA</b> Italtrans Racing Team BRA						
5	<b>2'04.843</b>	28.357	31.577	24.466	40.443	<b>277.6</b>	Runs=2 Total laps=15 Full laps=12 Valid laps=8						
6	<b>2'13.665</b>	30.282	37.510	24.947	40.926	274.1	1	2'13.949 *	28.315	32.291	24.760	40.480*	273.4
7	<b>2'05.567</b>	28.464	31.690	24.769	40.644	274.8	2	<b>2'05.276</b>	28.502	31.664	24.508	40.602	270.0
8	<b>2'04.798</b>	28.352	31.611	24.483	40.352	276.2	3	<b>2'05.841</b>	28.748	31.822	24.602	40.669	270.6
9	<b>2'05.339</b>	28.398	31.672	24.573	40.696	272.0	4	<b>2'13.289</b>	31.105	36.629	24.834	40.721	<b>274.1</b>
10	2'13.734 P	30.501	33.964	25.509	43.760	271.3	5	<b>2'04.798</b>	28.406	31.580	24.465	<b>40.347</b>	274.1
11	10'33.857	34.555	33.215	25.449	43.904	252.3	6	<b>2'05.870</b>	28.612	31.658	24.660	40.940	270.6
12	<b>2'04.603</b>	28.342	31.535	24.485	40.241	272.0	7	2'15.544 *	28.623	33.915	29.106*	43.900*	222.6
13	<b>2'04.270</b>	28.304	31.390	24.367	40.209	273.4	8	<b>2'05.719</b>	28.591	31.723	24.599	40.806	272.7
14	2'07.507 *	30.28*	31.967	24.767	40.484	274.1	9	<b>2'05.750</b>	28.602	31.749	24.586	40.813	270.6
15	<b>2'03.896</b>	<b>28.206</b>	<b>31.323</b>	<b>24.321</b>	<b>40.046</b>	276.2	10	2'17.423 P	32.008	34.335	<b>27.166*</b>	43.914	267.3
<b>3rd 14 Tony ARBOLINO</b> Elf Marc VDS Racing ITA							11	10'56.377	29.020	32.001	24.717	40.590	270.0
Runs=2 Total laps=14 Full laps=11 Valid laps=7							12	<b>2'04.086</b>	<b>28.110</b>	<b>31.389</b>	<b>24.238</b>	40.349	269.3
1	2'21.367	28.952	32.908	25.206	41.048	270.6	13	2'08.896 *	31.948	31.873	24.621	40.454*	269.3
2	<b>2'06.919</b>	28.571	31.742	24.516	42.090	266.0	14	2'05.691 *	28.50*	31.668	24.536	40.983	271.3
3	<b>2'05.751</b>	28.554	31.771	24.555	40.871	272.0	15	2'12.715 *	32.643	34.671	24.746	40.655*	269.3
4	<b>2'05.769</b>	28.604	31.860	24.620	40.685	274.8	<b>6th 21 Alonso LOPEZ</b> GT Trevisan SpeedUp SPA						
5	2'05.758 *	28.502	31.726	25.187	40.343*	274.1	Runs=2 Total laps=17 Full laps=14 Valid laps=12						
6	<b>2'05.898</b>	28.504	31.877	24.627	40.890	271.3	1	2'09.464 *	29.230	32.457	25.034	40.292*	272.7
7	<b>2'12.083</b>	30.594	35.218	24.960	41.311	268.6	2	<b>2'05.692</b>	28.557	31.935	24.581	40.619	272.0
8	<b>2'07.732</b>	28.560	31.696	25.557	41.919	264.0							

**Fastest Lap:** Aron CANET Fantic Racing SPA **2'03.602** 28.139 31.330 24.184 39.949

These data/results cannot be reproduced, stored and/or transmitted in whole or in part by any manner of electronic, mechanical, photocopying, recording, broadcasting or otherwise now known or herein after developed without the previous express consent by the copyright owner, except for reproduction in daily press and regular printed publications on sale to the public within 60 days of the event related to those data/results and always provided that copyright symbol appears together as follows below.  
© DORNA, 2024



# Practice Nr. 1

# Moto2

Lap	Lap Time	T1	T2	T3	T4	Speed	Lap	Lap Time	T1	T2	T3	T4	Speed
3	2'05.367	28.350	31.765	24.558	40.694	273.4	6	2'05.526	28.454	31.763	24.704	40.605	272.0
4	2'05.512	28.353	31.829	24.655	40.675	272.7	7	2'09.304	28.386	34.925	24.841	41.152	274.8
5	2'05.213	28.490	31.743	24.503	40.477	273.4	8	2'05.154	28.272	31.461	24.857	40.564	272.0
6	2'07.745	28.271	33.338	24.920	41.216	272.0	9	2'10.031	32.040	32.123	24.814	41.054	268.6
7	2'05.633	28.404	31.720	24.629	40.880	272.0	10	2'08.294	28.367	32.725	25.125	42.077	270.6
8	2'05.198	28.393	31.764	24.523	40.518	272.7	11	2'05.818	28.428	31.867	24.755	40.768	268.6
9	2'05.218	28.340	31.668	24.574	40.636	272.0	12	2'23.254 P	30.361	33.721	26.042	53.130	265.3
10	2'11.461 *	28.325	31.791	26.637	44.708*	205.7	13	6'33.327	31.030	32.432	24.920	40.496	272.0
11	2'05.478	28.266	31.827	24.804	40.581	274.1	14	2'04.219	28.121	31.491	24.484	40.123	271.3
12	2'20.650 P	28.239	33.197*	26.544	52.670	262.1	15	2'04.348 *	28.006	31.406	24.440	40.496*	270.6
13	7'24.749 *	28.899	32.070	24.570	39.743*	271.3	16	2'14.594 *	36.91*	32.501	24.867	40.308*	273.4
14	2'04.725	27.998	31.411	24.297	41.019	272.0	17	2'04.696	28.251	31.518	24.510	40.417	272.7
15	2'07.833 *	30.811	31.676	24.461	40.885*	272.7	<b>10th 16 Joe ROBERTS</b> OnlyFans American R USA						
16	2'04.161	28.035	31.542	24.449	40.135	273.4	Runs=2 Total laps=14		Full laps=11		Valid laps=7		
17	2'04.087	28.114	31.470	24.312	40.191	273.4	1	3'01.637	31.422	33.460	25.544	41.155	267.3
<b>7th 96 Jake DIXON</b> CFMOTO Inde Aspar GBR						2	2'05.495	28.594	31.959	24.492	40.450	269.3	
Runs=2 Total laps=14 Full laps=11 Valid laps=8						3	2'04.793	28.225	31.718	24.456	40.394	270.0	
1	2'50.289	29.466	32.147	24.756	41.194	270.6	4	2'10.104 *	29.606	35.216*	24.687	40.595	271.3
2	2'04.177	28.352	31.358	24.291	40.176	275.5	5	2'05.074	28.308	31.885	24.529	40.352	271.3
3	2'04.575	28.380	31.522	24.362	40.311	276.9	6	2'05.032	28.329	31.658	24.495	40.550	270.0
4	2'04.483	28.434	31.443	24.325	40.281	278.3	7	2'05.012	28.505	31.738	24.402	40.367	272.0
5	2'10.856	29.402	34.904	24.930	41.620	273.4	8	2'04.319	28.223	31.500	24.294	40.302	271.3
6	2'07.326 *	28.513	31.714	25.741	41.358*	267.3	9	2'16.076 P	28.231	32.512	24.645	50.688	268.6
7	2'07.793	29.428	32.976	24.854	40.535	272.0	10	12'31.951	31.015	32.321	24.710	40.343	267.9
8	2'05.601	28.512	31.588	24.810	40.691	272.7	11	2'04.221 *	28.212	31.498*	24.262	40.249	267.3
9	2'05.460	28.413	31.691	24.814	40.542	270.0	12	2'03.995 *	28.101	31.439	24.260	40.195*	267.9
10	2'05.343 *	28.365	31.550	24.700	40.728*	271.3	13	2'04.224 *	28.14*	31.476	24.291	40.313	267.9
11	2'15.095 P	28.512	31.704	25.146	49.733	235.8	14	2'04.431	28.112	31.536	24.372	40.411	268.6
12	12'12.674 *	33.761	31.917	24.738	39.672*	273.4	<b>11th 75 Albert ARENAS</b> QJMOTOR Gresini Mo SPA						
13	2'04.600 *	28.29*	31.837*	24.805	39.668*	276.2	Runs=2 Total laps=12		Full laps=9		Valid laps=11		
14	2'04.108	28.185	31.336	24.377	40.210	273.4	1	2'47.478	33.345	33.125	24.909	40.884	271.3
<b>8th 3 Sergio GARCIA</b> MT Helmets - MSI SPA						2	2'05.195	28.627	31.640	24.455	40.473	272.7	
Runs=2 Total laps=13 Full laps=10 Valid laps=9						3	2'04.333	28.262	31.566	24.269	40.236	275.5	
1	3'09.162	29.939	32.282	24.815	41.006	272.0	4	2'05.455	28.549	31.666	24.514	40.726	272.0
2	2'05.712 *	28.685	31.800	24.591	40.636*	271.3	5	2'05.347	28.402	31.914	24.568	40.463	272.7
3	2'05.256	28.382	31.753	24.573	40.548	271.3	6	2'05.579 *	28.523	31.802	24.676*	40.578	270.0
4	2'04.909	28.372	31.619	24.418	40.500	274.1	7	2'05.309	28.368	31.790	24.589	40.562	272.0
5	2'05.377	28.369	31.688	24.718	40.602	273.4	8	2'04.930	28.397	31.573	24.517	40.443	271.3
6	2'05.212	28.314	31.685	24.596	40.617	272.0	9	2'05.701	28.507	31.641	24.682	40.871	270.0
7	2'05.012	28.344	31.720	24.479	40.469	274.1	10	2'06.942	28.557	31.648	25.052	41.685	270.6
8	2'04.960	28.349	31.559	24.437	40.615	271.3	11	2'05.818	28.618	31.727	24.862	40.611	270.0
9	2'07.640	28.303	33.827	24.711	40.799	272.0	unfinished		33.640				
10	2'05.443	28.362	31.844	24.609	40.628	271.3	12	2'14.797	34.021	33.399	25.418	41.959	267.3
11	2'14.862 P	28.383	31.804	24.610	50.065	272.0	<b>12th 35 Somkiat CHANTRA</b> IDEMITSU Honda Tea THA						
12	9'04.151	31.294	31.865	24.471	40.653	270.0	Runs=2 Total laps=15		Full laps=12		Valid laps=8		
13	2'04.117	28.221	31.369	24.347	40.180	272.0	1	2'46.893	31.645	33.139	24.916	40.913	267.9
<b>9th 24 Marcos RAMIREZ</b> OnlyFans American R SPA						2	2'04.460	28.350	31.585	24.231	40.294	272.0	
Runs=2 Total laps=17 Full laps=14 Valid laps=10						3	2'08.308 *	30.466	33.227	24.399	40.216*	274.8	
1	2'13.563 *	29.083	32.491	25.307	40.765*	272.0	4	2'04.389	28.418	31.532	24.217	40.222	275.5
2	2'06.221 *	28.688	31.993	24.745	40.795*	276.2	5	2'05.496	28.475	31.848	24.514	40.659	272.0
3	2'07.088	29.006	32.463	24.844	40.775	274.1	6	2'08.884 *	28.278	31.576*	28.290	40.740*	267.3
4	2'05.794	28.446	31.835	24.812	40.701	271.3	7	2'04.812	28.318	31.655	24.532	40.307	271.3
5	2'16.927 *	28.487	43.090	25.233	40.117*	273.4	8	2'05.370	28.344	31.924	24.410	40.692	269.3

**Fastest Lap:** Aron CANET Fantic Racing SPA 2'03.602 28.139 31.330 24.184 39.949

These data/results cannot be reproduced, stored and/or transmitted in whole or in part by any manner of electronic, mechanical, photocopying, recording, broadcasting or otherwise now known or herein after developed without the previous express consent by the copyright owner, except for reproduction in daily press and regular printed publications on sale to the public within 60 days of the event related to those data/results and always provided that copyright symbol appears together as follows below.  
© DORNA, 2024

# Practice Nr. 1

# Moto2

Lap	Lap Time		T1	T2	T3	T4	Speed	Lap	Lap Time	T1	T2	T3	T4	Speed	
9	2'14.608	P	28.342	31.780	24.882	49.604	267.3	14	2'04.764	28.323	31.535	24.392	40.514	275.5	
10	11'17.722		32.003	33.286	24.659	41.173	267.9	15	2'05.188	28.237	31.924	24.549	40.478	273.4	
11	2'04.680		28.398	31.521	24.284	40.477	268.6	<b>16th 52 Jeremy ALCOBA</b> Yamaha VR46 Master SPA							
12	2'04.849		28.340	31.553	24.409	40.547	268.6	Runs=2 Total laps=12 Full laps=9 Valid laps=5							
13	2'04.575	*	28.284	31.446	24.299	40.546*	270.0	1	2'41.550	*	30.308	33.558	26.218*	42.350	266.0
14	2'04.347		28.227	31.475	24.326	40.319	270.6	2	2'09.611		29.691	32.943	25.660	41.317	271.3
15	2'10.590	*	34.349	31.794	24.430	40.017*	271.3	3	2'05.444	*	28.553	31.793*	24.501	40.597	274.8
<b>13th 54 Fermin ALDEGUER</b> GT Trevisan SpeedUp SPA								4	2'06.275		28.817	31.934	24.574	40.950	272.0
Runs=3 Total laps=14 Full laps=9 Valid laps=8								5	2'05.455		28.387	31.864	24.570	40.634	274.8
1	2'12.676		28.788	32.403	24.922	41.030	266.6	6	2'06.216	*	28.702	32.181*	24.664	40.669	270.6
2	2'05.839		28.620	31.701	24.575	40.943	266.0	7	2'14.875	P	28.562	31.782	24.566	49.965	272.7
3	2'05.740		28.559	31.748	24.680	40.753	267.9	8	17'28.938	*	28.353	32.015	24.594	40.159*	271.3
4	2'18.461		33.845	35.400	28.326	40.890	268.6	9	2'04.842	*	28.343	31.588	24.345	40.566*	272.0
5	2'05.212		28.435	31.624	24.532	40.621	270.6	10	2'07.459	*	30.378	31.797	24.463	40.821*	270.0
6	2'09.773		28.492	31.727	28.437	41.117	268.6	11	2'04.819		28.340	31.612	24.316	40.551	273.4
7	2'09.044	P	28.428	31.779	24.663	44.174	268.6	12	2'05.126		28.299	31.826	24.444	40.557	271.3
8	10'50.789		28.625	32.333	24.777	41.033	265.3	<b>17th 34 Mario AJI</b> IDEMITSU Honda Tea INA							
9	2'07.028		28.531	31.717	24.626	42.154	267.3	Runs=2 Total laps=16 Full laps=13 Valid laps=13							
10	2'12.647	P	28.479	31.896	24.971	47.301	266.0	1	2'20.727		28.011	32.603	27.122	42.545	240.0
11	4'57.899		28.776	31.908	24.615	40.625	266.0	2	2'05.430		28.547	31.642	24.755	40.486	270.0
12	2'04.833	*	28.198	31.592	24.458	40.585*	267.3	3	2'05.026		28.364	31.728	24.719	40.215	271.3
13	2'04.573		28.181	31.484	24.465	40.443	266.6	4	2'07.423		28.336	32.528	26.019	40.540	272.0
14	2'04.724		28.289	31.532	24.459	40.444	266.6	5	2'04.830		28.386	31.589	24.579	40.276	272.7
<b>14th 84 Zonta VD GOORBE</b> RW-Idrofoglia Racing NED								6	2'08.386		29.098	33.526	25.016	40.746	267.9
Runs=2 Total laps=12 Full laps=9 Valid laps=9								7	2'07.161		29.146	31.984	25.027	41.004	265.3
1	2'33.992		29.337	32.371	25.012	41.015	267.9	8	2'12.814		29.169	36.921	25.245	41.479	269.3
2	2'05.169		28.425	31.686	24.470	40.588	270.0	9	2'06.286		28.650	32.124	24.828	40.684	268.6
3	2'05.074		28.390	31.715	24.294	40.675	268.6	10	2'11.518	P	28.825	32.513	25.899*	44.281	263.4
4	2'08.222		30.255	31.951	24.777	41.239	254.7	11	9'31.576	*	31.299	33.233	24.971	40.989*	264.7
5	2'04.800		28.300	31.542	24.474	40.484	271.3	12	2'05.804		28.540	31.682	24.872	40.710	267.3
6	2'07.137		28.647	32.378	24.851	41.261	246.0	13	2'06.661		28.697	31.937	25.108	40.919	266.6
7	2'04.763		28.365	31.479	24.536	40.383	272.7	14	2'11.715		30.680	35.203	25.114	40.718	270.0
8	2'06.972		28.969	31.922	25.151	40.930	267.9	15	2'06.006		28.623	31.933	24.901	40.549	270.6
9	2'04.857		28.254	31.548	24.512	40.543	270.0	16	2'05.913		28.648	31.737	24.983	40.545	269.3
unfinished			29.901	32.639	25.209		76.5	<b>18th 12 Filip SALAC</b> Elf Marc VDS Racing CZE							
10	2'08.769	*	30.13*	32.299*	25.080	41.252	266.6	Runs=2 Total laps=13 Full laps=9 Valid laps=9							
11	2'06.604	*	28.33*	32.419*	24.921	40.930	267.3	1	2'35.464		31.947	34.141	25.182	43.848	228.8
12	2'06.083	*	28.164	32.180*	24.793	40.946	266.6	2	2'05.099		28.460	31.808	24.498	40.333	268.6
<b>15th 15 Darryn BINDER</b> Liqui Moly Husqvarna RSA								3	2'05.225		28.367	31.658	24.583	40.617	270.0
Runs=2 Total laps=15 Full laps=12 Valid laps=8								4	2'05.383		28.461	31.751	24.604	40.567	270.0
1	2'15.367		28.861	32.874	24.876	41.311	274.1	5	2'05.740		28.575	31.897	24.629	40.639	268.6
2	2'07.134		28.955	32.020	24.890	41.269	270.6	6	2'06.248		28.627	32.211	24.707	40.703	267.9
3	2'11.934	*	30.829	35.500	25.091	40.514*	273.4	7	2'05.820		28.628	31.917	24.656	40.619	270.6
4	2'05.940		28.678	31.914	24.617	40.731	274.8	8	2'05.684		28.481	31.805	24.650	40.748	269.3
5	2'06.125		28.628	32.012	24.769	40.716	273.4	9	2'05.677		28.579	31.863	24.624	40.611	269.3
6	2'05.630		28.448	31.869	24.571	40.742	276.2	10	2'24.531	P	30.847	33.866	26.244	53.574	257.7
7	2'06.759		28.667	31.998	24.769	41.325	268.6	11	10'26.237		30.097	32.899	25.584	41.122	266.0
8	2'08.944	*	31.881	31.955	24.874	40.234*	274.8	12	2'04.830		28.283	31.683	24.444	40.420	267.9
9	2'06.924		28.669	32.077	24.863	41.315	269.3	13	5'16.763	P	28.291	31.591	24.520	3'52.361	269.3
10	2'16.860	P	29.103	32.379	25.367	50.011	268.6	<b>19th 18 Manuel GONZALEZ</b> QJMOTOR Gresini Mo SPA							
11	11'26.936	*	28.346	31.855	24.560	39.642*	274.1	Runs=2 Total laps=15 Full laps=12 Valid laps=7							
12	2'05.101	*	28.314	31.728	24.491	40.568*	272.7	1	3'05.881		29.169	32.452	24.821	40.793	269.3
13	2'07.440	*	30.847	31.727	24.437	40.429*	272.0								

**Fastest Lap:** Aron CANET Fantic Racing SPA 2'03.602 28.139 31.330 24.184 39.949

These data/results cannot be reproduced, stored and/or transmitted in whole or in part by any manner of electronic, mechanical, photocopying, recording, broadcasting or otherwise now known or herein after developed without the previous express consent by the copyright owner, except for reproduction in daily press and regular printed publications on sale to the public within 60 days of the event related to those data/results and always provided that copyright symbol appears together as follows below.  
© DORNA, 2024

## Practice Nr. 1

## Moto2

Lap	Lap Time	T1	T2	T3	T4	Speed	Lap	Lap Time	T1	T2	T3	T4	Speed
2	2'04.922	28.339	31.702	24.416	40.465	270.6	8	16'58.622 *	26.888	32.300	24.907	40.609*	271.3
3	2'04.941	28.309	31.645	24.332	40.655	272.0	9	2'05.115	28.446	31.599	24.528	40.542	275.5
4	2'04.876	28.326	31.631	24.397	40.522	271.3	10	2'05.797 *	28.508	31.659	24.786	40.844*	273.4
5	2'04.946	28.312	31.688	24.382	40.564	271.3	11	2'09.119 *	30.09*	32.515	25.090	41.416	271.3
6	2'04.909 *	28.276	31.781*	24.234	40.618	270.0	12	2'06.518	28.639	32.062	24.867	40.950	272.7
7	2'04.875	28.380	31.681	24.392	40.422	272.7	<b>23rd 64 Bo BENDSNEYDER</b> Preicanos Racing Tea NED Runs=2 Total laps=14 Full laps=11 Valid laps=6						
8	2'05.136	28.343	31.707	24.515	40.571	270.6	1	2'34.512	29.355	32.173	24.878	41.206	264.7
9	2'05.192	28.340	31.666	24.572	40.614	270.0	2	2'11.562	33.292	32.414	24.884	40.972	263.4
10	2'10.583 P	28.397	31.648	24.393	46.145	270.6	3	2'06.209	28.609	31.865	24.776	40.959	263.4
11	11'34.637	29.239	33.784	26.235	41.846	266.0	4	2'05.850	28.663	31.843	24.531	40.813	269.3
12	2'05.251 *	28.060	31.457	24.472	41.262*	264.0	5	2'05.700	28.519	31.818	24.633	40.730	268.6
13	2'14.853 *	30.21*	38.090	26.133	40.411*	270.0	6	2'05.389	28.427	31.707	24.543	40.712	266.6
14	2'04.132 *	28.132	31.439	24.291	40.270*	270.6	7	2'06.964 *	28.459	31.817	25.358	41.330*	263.4
15	2'04.204 *	28.14*	31.525	24.297	40.233	270.6	8	2'13.955 *	32.351	36.546	24.820	40.238*	269.3
<b>20th 81 Senna AGIUS</b> Liqui Moly Husqvarna AUS Runs=2 Total laps=14 Full laps=11 Valid laps=9						9	2'10.837 P	28.698	31.799	24.626	45.714	262.1	
1	2'16.484	28.414	32.639	25.622	41.298	267.9	10	12'53.247 *	37.593	35.314	24.695	41.135*	263.4
2	2'06.560	28.787	31.864	24.710	41.199	271.3	11	2'06.537 *	28.413	31.555	25.646	40.923*	266.6
3	2'06.883	28.923	31.895	24.704	41.361	270.6	12	2'05.041 *	28.413	31.486	24.401	40.741*	268.6
4	2'06.811	28.924	31.977	24.860	41.050	272.0	13	2'04.647 *	28.26*	31.577	24.793	40.010*	269.3
5	2'06.039	28.596	31.931	24.780	40.732	272.0	14	2'05.314	28.424	31.798	24.534	40.558	271.3
6	2'06.443	28.728	31.772	24.710	41.233	271.3	<b>24th 7 Barry BALTUS</b> RW-Idrofoglia Racing BEL Runs=2 Total laps=14 Full laps=11 Valid laps=6						
7	2'10.684	28.610	32.797	26.635	42.642	261.5	1	2'21.523	28.168	32.193	24.920	40.801	269.3
8	2'06.881	28.734	31.867	25.169	41.111	270.6	2	2'05.683	28.655	31.549	24.727	40.752	262.7
9	2'17.461 P	30.159	32.135	24.889	50.278	234.2	3	2'08.411 *	28.721	31.893	27.808*	39.989*	271.3
10	13'06.995 *	29.943	32.274	24.909	41.056*	274.1	4	2'05.806	28.541	31.860	24.782	40.623	272.0
11	2'05.052	28.435	31.648	24.519	40.450	272.7	5	2'05.368	28.662	31.731	24.708	40.267	272.7
12	2'05.813 *	28.425	31.604	24.854	40.930*	270.6	6	2'05.537	28.418	31.700	24.681	40.738	276.2
13	2'07.055 *	28.69*	31.721	24.827	41.813	271.3	7	2'11.587 *	28.946	31.809	26.194	44.638*	230.2
14	2'05.976	28.790	31.741	24.766	40.679	270.6	8	2'05.818	28.486	31.538	24.977	40.817	267.9
<b>21st 9 Jorge NAVARRO</b> KLINT Forward Factor SPA Runs=3 Total laps=12 Full laps=7 Valid laps=4						9	2'15.782 P	28.573	31.787	24.809	50.613	266.6	
1	2'26.990	30.047	33.123	25.059	40.817	265.3	10	13'06.010 *	28.446	32.115	25.140	40.304*	271.3
2	2'06.843	28.816	32.142	24.920	40.965	266.6	11	2'05.109 *	28.467	31.553	24.760	40.329*	274.8
3	2'05.803	28.576	31.886	24.705	40.636	268.6	12	2'06.783 *	29.763	31.656	24.673	40.691*	271.3
4	2'21.930 P	28.579	31.889	25.583	55.879	265.3	13	2'05.481 *	28.36*	31.563	24.432	41.119	273.4
5	9'56.810 *	30.816	32.217	24.824	41.065*	264.7	14	2'06.643	28.616	31.932	25.421	40.674	270.0
6	2'06.682 *	28.61*	32.309	24.966	40.792	264.7	<b>25th 71 Dennis FOGGIA</b> Italtrans Racing Team ITA Runs=2 Total laps=15 Full laps=12 Valid laps=8						
7	2'06.676	28.372	32.066	25.297	40.941	266.0	1	2'14.699 *	27.556	32.348	25.102	39.969*	274.1
8	2'17.258 P	33.024	33.357	25.018	45.859	264.7	2	2'05.398	28.408	31.581	24.573	40.836	279.7
9	8'03.433	30.408	32.789	24.730	46.573	244.3	3	2'05.607	28.491	31.938	24.714	40.464	276.2
10	2'06.846 *	28.386	32.109	25.686	40.665*	265.3	4	2'08.019	30.118	32.574	24.637	40.690	271.3
11	2'13.025 *	30.04*	35.836	26.101	41.043*	266.6	5	2'06.052	28.385	31.973	24.749	40.945	270.0
12	2'05.095	28.362	31.708	24.645	40.380	267.9	6	2'06.362	28.617	32.025	24.792	40.928	269.3
<b>22nd 22 Ayumu SASAKI</b> Yamaha VR46 Master JPN Runs=2 Total laps=12 Full laps=9 Valid laps=6						7	2'19.433 *	32.111	32.247	26.317	48.758*	226.4	
1	2'42.452	29.593	33.478	25.504	45.317	266.6	8	2'06.029	28.585	31.886	24.700	40.858	276.2
2	2'07.126	29.141	32.157	24.855	40.973	271.3	9	2'06.111	28.575	31.896	24.786	40.854	268.6
3	2'06.918	28.787	32.079	24.920	41.132	271.3	10	2'13.497 P	29.718	33.421	25.440	44.918	266.6
4	2'06.682	28.694	32.447	24.635	40.906	274.8	11	11'01.283 *	26.666	32.204	25.022	41.477*	270.6
5	2'06.626	29.154	31.965	24.786	40.721	276.2	12	2'07.634 *	28.388	31.664	27.108	40.474*	268.6
6	2'06.540 *	28.678	32.034*	24.715	41.113	273.4	13	2'04.942 *	28.431	31.743	24.565	40.203*	273.4
7	2'16.480 P	31.392	32.443	25.111	47.534	259.6	14	2'06.091 *	28.49*	31.801	24.949	40.844	273.4

**Fastest Lap:** Aron CANET Fantic Racing SPA 2'03.602 28.139 31.330 24.184 39.949

These data/results cannot be reproduced, stored and/or transmitted in whole or in part by any manner of electronic, mechanical, photocopying, recording, broadcasting or otherwise now known or herein after developed without the previous express consent by the copyright owner, except for reproduction in daily press and regular printed publications on sale to the public within 60 days of the event related to those data/results and always provided that copyright symbol appears together as follows below.  
© DORNA, 2024

## Practice Nr. 1

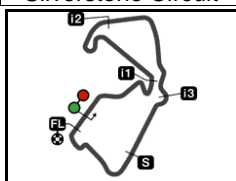
## Moto2

Lap	Lap Time	T1	T2	T3	T4	Speed	Lap	Lap Time	T1	T2	T3	T4	Speed
15	2'07.408	28.778	32.320	25.295	41.015	270.6	4	2'25.209 P	29.311	37.617	25.286	52.995	271.3
<b>26th</b>	<b>32</b>	<b>Marcel SCHROTTE</b>		Red Bull KTM Ajo		GER	5	8'23.249 *	30.946	32.387	29.342*	40.922*	268.6
		Runs=2	Total laps=13	Full laps=10	Valid laps=9		6	2'06.374	28.615	31.752	24.927	41.080	267.3
1	2'36.176	30.441	37.369	29.173	41.855	270.6	7	2'16.110 P	29.688	35.303	24.858	46.261	270.0
2	2'06.144	28.691	31.837	24.810	40.806	272.0	8	10'27.990 *	27.878	32.031	24.790	40.361*	270.0
3	2'10.864	31.329	33.487	24.840	41.208	272.0	9	2'08.045 *	28.681	31.820	24.661	42.883*	268.6
4	2'05.470	28.569	31.767	24.495	40.639	274.8	10	2'05.568 *	28.613	31.607	24.701	40.647*	269.3
5	2'05.551	28.586	31.677	24.497	40.791	274.1	11	2'07.467 *	28.61*	33.741	25.113	40.001*	270.6
6	2'05.490	28.607	31.753	24.573	40.557	272.0	12	2'07.465 *	28.551	31.966	24.999	41.949*	248.2
7	2'05.600	28.552	31.654	24.640	40.754	272.0	<b>30th</b>	<b>20</b>	<b>Xavi CARDELUS</b>		Fantic Racing		AND
8	2'28.401 P	34.747	35.865	25.006	52.783	270.0			Runs=2	Total laps=12	Full laps=9	Valid laps=4	
9	14'16.449	31.853	35.802	26.423	44.658	223.1	1	2'27.952	29.950	33.372	25.640	41.312	268.6
10	2'05.741	28.625	31.783	24.651	40.682	270.6	2	2'07.200	28.909	32.063	25.146	41.082	268.6
11	2'05.461	28.568	31.677	24.632	40.584	272.7	3	2'06.671	28.702	32.049	24.871	41.049	269.3
12	2'09.781 *	29.31*	32.013*	27.845*	40.607*	267.9	4	2'06.754	28.802	32.029	24.892	41.031	270.6
13	2'05.923	28.474	31.860	24.752	40.837	271.3	5	2'10.828 *	28.743	32.300	29.198*	40.587*	272.0
<b>27th</b>	<b>5</b>	<b>Jaume MASIA</b>		Preicanos Racing Tea		SPA	6	2'20.933 *	31.249	35.558	30.931	43.195*	236.8
		Runs=2	Total laps=14	Full laps=10	Valid laps=4		7	2'14.279 P	28.704	37.077	25.344	43.154	267.9
1	2'14.197	29.093	32.787	24.792	44.110	269.3	8	16'59.937 *	27.136	32.313	24.827	40.676*	271.3
2	2'05.672	28.406	31.780	24.752	40.734	278.3	9	2'06.783 *	28.711	31.936	25.691	40.445*	272.7
3	2'05.998 *	28.644	31.821*	24.715*	40.818	274.1	10	2'07.578 *	28.952	32.113	25.192	41.321*	270.0
4	2'08.484 *	28.536	35.067	24.684	40.197*	272.7	11	2'07.091 *	29.04*	32.371	25.161	40.514*	272.0
5	2'06.606	28.585	31.963	24.988	41.070	269.3	12	2'07.491	29.014	32.221	25.159	41.097	269.3
6	2'06.651	28.755	32.053	24.683	41.160	270.0	<b>31st</b>	<b>43</b>	<b>Xavier ARTIGAS</b>		KLINT Forward Factor		SPA
7	2'19.468 P	30.999	32.116	25.566	50.787	267.3			Runs=3	Total laps=12	Full laps=7	Valid laps=3	
8	14'07.804 *	29.834	32.720	25.047	40.596*	268.6	1	2'31.820 *	28.581	33.375	25.252	40.427*	271.3
9	2'07.735 *	29.891	32.265*	24.942	40.637*	269.3	2	2'07.252	28.819	32.170	24.970	41.293	267.9
10	2'08.654 *	28.727	31.906	24.862*	43.159*	270.6	3	2'07.573	28.956	32.141	25.426	41.050	267.9
11	2'08.635	28.635	31.855	27.270	40.875	271.3	4	2'12.558 *	30.861	33.466	25.152	43.079*	260.2
12	2'11.314 *	29.06*	35.660	26.115	40.476*	271.3	5	2'22.539 P	28.792	32.211	29.318*	52.218	270.0
13	2'05.326 *	28.303	31.720*	24.614	40.689	272.7	6	12'17.518	31.561	33.203	25.440	42.101	263.4
14	2'27.126 P	36.904	33.734	25.981	50.507	267.3	7	2'12.665 P	29.209	32.847	25.201	45.408	264.0
<b>28th</b>	<b>28</b>	<b>Izan GUEVARA</b>		CFMOTO Inde Aspar		SPA	8	6'46.219 *	26.301	32.474	25.268	40.569*	270.0
		Runs=3	Total laps=13	Full laps=8	Valid laps=8		9	2'07.171	28.758	32.231	25.036	41.146	267.3
1	2'42.357	29.901	32.706	25.822	42.908	260.2	10	2'07.333 *	28.737	32.194	25.110	41.292*	267.3
2	2'07.038	29.003	32.179	24.904	40.952	271.3	11	2'24.050 *	29.29*	33.152	26.674	54.927	147.7
3	2'06.882	28.809	32.066	24.940	41.067	272.0	12	2'06.826 *	28.926	32.197	25.090	40.613*	267.9
4	2'10.009	28.736	35.287	25.078	40.908	273.4							
5	2'06.704	28.797	32.111	24.840	40.956	272.7							
6	2'15.876 P	28.900	32.177	24.868	49.931	269.3							
7	5'59.702	30.266	32.554	25.103	41.344	267.9							
8	2'06.848	28.871	31.994	24.915	41.068	271.3							
9	2'10.577 P	28.856	32.112	25.800	43.809	270.0							
10	11'32.465	27.749	32.207	24.823	40.902	270.0							
11	2'06.202	28.662	32.008	24.735	40.797	272.0							
12	2'05.909	28.689	31.785	24.643	40.792	271.3							
13	2'06.092	28.758	31.856	24.716	40.762	270.6							
<b>29th</b>	<b>11</b>	<b>Alex ESCRIG</b>		KLINT Forward Factor		SPA							
		Runs=3	Total laps=12	Full laps=7	Valid laps=1								
1	2'31.117 *	29.741	32.840	25.119	40.653*	266.6							
2	2'12.302 *	28.890	32.210	30.316*	40.886*	270.6							
3	2'10.578 *	29.380	34.810	25.389	40.999*	267.9							

**Fastest Lap:** Aron CANET Fantic Racing SPA 2'03.602 28.139 31.330 24.184 39.949

These data/results cannot be reproduced, stored and/or transmitted in whole or in part by any manner of electronic, mechanical, photocopying, recording, broadcasting or otherwise now known or herein after developed without the previous express consent by the copyright owner, except for reproduction in daily press and regular printed publications on sale to the public within 60 days of the event related to those data/results and always provided that copyright symbol appears together as follows below.  
© DORNA, 2024

Silverstone Circuit



5900 m.

Results and timing service provided by TISSOT

**MONSTER ENERGY BRITISH GRAND PRIX****Practice Nr. 1****Best Partial Times****Moto2™***IT* Ideal Lap Time, sum of the best partial times*BT* Best Lap Time

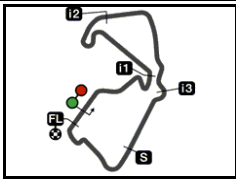
<b>T1</b>		<b>T2</b>		<b>T3</b>		<b>T4</b>				<b>IT</b>	<b>BT</b>	
<i>Pos</i>	<i>Rider</i>	<i>Time</i>	<i>Rider</i>	<i>Time</i>	<i>Rider</i>	<i>Time</i>	<i>Rider</i>	<i>Time</i>	<i>Pos</i>	<i>Rider</i>		
1A.	OGURA	27.925	C.VIETTI	31.323	A.CANET	24.104	A.CANET	39.949	1	A.CANET	2'03.522	2'03.602 (1)
2A.	LOPEZ	<b>27.998</b>	A.CANET	<b>31.330</b>	S.CHANTRA	<b>24.217</b>	C.VIETTI	<b>40.046</b>	2	A.OGURA	2'03.730	2'04.062 (4)
3M.	RAMIREZ	28.006	J.DIXON	31.336	M.GONZALEZ	24.234	A.OGURA	40.076	3	A.LOPEZ	2'03.841	2'04.087 (6)
4M.	GONZALEZ	<b>28.060</b>	T.ARBOLINO	<b>31.342</b>	D.MOREIRA	<b>24.238</b>	T.ARBOLINO	<b>40.123</b>	4	C.VIETTI	2'03.896	2'03.896 (2)
5J.	ROBERTS	28.101	S.GARCIA	31.369	J.ROBERTS	24.260	M.RAMIREZ	40.123	5	T.ARBOLINO	2'03.918	2'04.059 (3)
6D.	MOREIRA	<b>28.110</b>	D.MOREIRA	<b>31.389</b>	A.ARENAS	<b>24.269</b>	A.LOPEZ	<b>40.135</b>	6	M.GONZALEZ	2'03.966	2'04.875 (19)
7A.	CANET	28.139	A.OGURA	31.394	T.ARBOLINO	24.280	J.DIXON	40.176	7	M.RAMIREZ	2'03.975	2'04.219 (9)
8Z.	VD GOORBER	<b>28.164</b>	M.RAMIREZ	<b>31.406</b>	J.DIXON	<b>24.291</b>	S.GARCIA	<b>40.180</b>	8	J.DIXON	2'03.988	2'04.108 (7)
9T.	ARBOLINO	28.173	A.LOPEZ	31.411	Z.VD GOORBER	24.294	M.AJI	40.215	9	J.ROBERTS	2'04.049	2'04.319 (10)
10F.	ALDEGUER	<b>28.181</b>	J.ROBERTS	<b>31.439</b>	A.LOPEZ	<b>24.297</b>	S.CHANTRA	<b>40.222</b>	10	D.MOREIRA	2'04.084	2'04.086 (5)
11J.	DIXON	28.185	M.GONZALEZ	31.439	J.ALCOBA	24.316	M.GONZALEZ	40.233	11	S.CHANTRA	2'04.112	2'04.347 (12)
12C.	VIETTI	<b>28.206</b>	S.CHANTRA	<b>31.446</b>	C.VIETTI	<b>24.321</b>	A.ARENAS	<b>40.236</b>	12	S.GARCIA	2'04.117	2'04.117 (8)
13S.	GARCIA	28.221	Z.VD GOORBER	31.479	A.OGURA	24.335	J.ROBERTS	40.249	13	Z.VD GOORBE	2'04.320	2'04.763 (14)
14S.	CHANTRA	<b>28.227</b>	F.ALDEGUER	<b>31.484</b>	S.GARCIA	<b>24.347</b>	B.BALTUS	<b>40.267</b>	14	A.ARENAS	2'04.333	2'04.333 (11)
15D.	BINDER	28.237	B.BENDSNEYDE	31.486	D.BINDER	24.392	F.SALAC	40.333	15	F.ALDEGUER	2'04.566	2'04.573 (13)
16A.	ARENAS	<b>28.262</b>	D.BINDER	<b>31.535</b>	B.BENDSNEYDE	<b>24.401</b>	D.MOREIRA	<b>40.347</b>	16	D.BINDER	2'04.642	2'04.764 (15)
17F.	SALAC	28.283	B.BALTUS	31.538	B.BALTUS	24.432	J.NAVARRO	40.380	17	F.SALAC	2'04.651	2'04.830 (18)
18J.	ALCOBA	<b>28.299</b>	A.ARENAS	<b>31.566</b>	M.RAMIREZ	<b>24.440</b>	Z.VD GOORBER	<b>40.383</b>	18	B.BALTUS	2'04.655	2'05.368 (24)
19J.	MASIA	28.303	D.FOGGIA	31.581	F.SALAC	24.444	F.ALDEGUER	40.443	19	M.AJI	2'04.719	2'04.830 (17)
20M.	AJI	<b>28.336</b>	J.ALCOBA	<b>31.588</b>	F.ALDEGUER	<b>24.458</b>	S.AGIUS	<b>40.450</b>	20	J.ALCOBA	2'04.754	2'04.819 (16)
21J.	NAVARRO	28.362	M.AJI	31.589	M.SCHROTTER	24.495	D.FOGGIA	40.464	21	B.BENDSNEYD	2'04.858	2'05.314 (23)
22D.	FOGGIA	<b>28.385</b>	F.SALAC	<b>31.591</b>	S.AGIUS	<b>24.519</b>	D.BINDER	<b>40.478</b>	22	D.FOGGIA	2'04.995	2'05.398 (25)
23B.	BENDSNEYDE	28.413	A.SASAKI	31.599	A.SASAKI	24.528	A.SASAKI	40.542	23	S.AGIUS	2'04.998	2'05.052 (20)
24B.	BALTUS	<b>28.418</b>	S.AGIUS	<b>31.604</b>	D.FOGGIA	<b>24.565</b>	J.ALCOBA	<b>40.551</b>	24	J.NAVARRO	2'05.095	2'05.095 (21)

These data/results cannot be reproduced, stored and/or transmitted in whole or in part by any manner of electronic, mechanical, photocopying, recording, broadcasting or otherwise now known or herein after developed without the previous express consent by the copyright owner, except for reproduction in daily press and regular printed publications on sale to the public within 60 days of the event related to those data/results and always provided that copyright symbol appears together as follows below.  
© DORNA, 2024

Official MotoGP Timing by TISSOT  
www.motogp.com



Silverstone Circuit



5900 m.

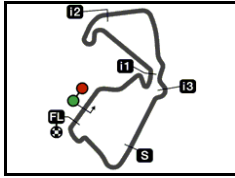
Results and timing service provided by TISSOT

**MONSTER ENERGY BRITISH GRAND PRIX****Practice Nr. 1****Best Partial Times****Moto2™***IT* Ideal Lap Time, sum of the best partial times*BT* Best Lap Time

<i>T1</i>		<i>T2</i>		<i>T3</i>		<i>T4</i>						
<i>Pos</i>	<i>Rider</i>	<i>Time</i>	<i>Rider</i>	<i>Time</i>	<i>Rider</i>	<i>Time</i>	<i>Rider</i>	<i>Time</i>	<i>Pos</i>	<i>Rider</i>	<i>IT</i>	<i>BT</i>
25	S.AGIUS	28.425	A.ESCRIG	31.607	M.AJI	24.579	M.SCHROTTER	40.557	25	<b>A.SASAKI</b>	2'05.115	2'05.115 (22)
26	<b>A.SASAKI</b>	<b>28.446</b>	<b>M.SCHROTTER</b>	<b>31.654</b>	<b>J.MASIA</b>	<b>24.614</b>	<b>B.BENDSNEYDE</b>	<b>40.558</b>	26	<b>M.SCHROTTE</b>	2'05.180	2'05.461 (26)
27	M.SCHROTTER	28.474	J.NAVARRO	31.708	I.GUEVARA	24.643	J.MASIA	40.689	27	<b>J.MASIA</b>	2'05.386	2'05.672 (27)
28	<b>A.ESCRIG</b>	<b>28.551</b>	<b>J.MASIA</b>	<b>31.780</b>	<b>J.NAVARRO</b>	<b>24.645</b>	<b>I.GUEVARA</b>	<b>40.762</b>	28	<b>I.GUEVARA</b>	2'05.852	2'05.909 (28)
29	I.GUEVARA	28.662	I.GUEVARA	31.785	A.ESCRIG	24.661	X.CARDELUS	41.031	29	<b>A.ESCRIG</b>	2'05.899	2'06.374 (29)
30	<b>X.CARDELUS</b>	<b>28.702</b>	<b>X.CARDELUS</b>	<b>31.936</b>	<b>X.CARDELUS</b>	<b>24.827</b>	<b>X.ARTIGAS</b>	<b>41.050</b>	30	<b>X.CARDELUS</b>	2'06.496	2'06.671 (30)
31	X.ARTIGAS	28.737	X.ARTIGAS	32.141	X.ARTIGAS	24.970	A.ESCRIG	41.080	31	<b>X.ARTIGAS</b>	2'06.898	2'07.171 (31)

These data/results cannot be reproduced, stored and/or transmitted in whole or in part by any manner of electronic, mechanical, photocopying, recording, broadcasting or otherwise now known or herein after developed without the previous express consent by the copyright owner, except for reproduction in daily press and regular printed publications on sale to the public within 60 days of the event related to those data/results and always provided that copyright symbol appears together as follows below.  
© DORNA, 2024

Official MotoGP Timing by TISSOT  
www.motogp.com




5900 m.

## MONSTER ENERGY BRITISH GRAND PRIX

## Practice Nr. 1

## Fastest Laps Sequence

<i>Practice Time</i>	 <i>Rider</i>	<i>Nation</i>	<i>Motorcycle</i>	<i>Time</i>	<i>Km/h</i>	<i>Rider's Lap</i>
4'15.156	21 <b>Alonso LOPEZ</b>	SPA	BOSCOSCURO	2'05.692	168.9	2
4'19.225	10 <b>Diogo MOREIRA</b>	BRA	KALEX	2'05.276	169.5	2
4'25.532	13 <b>Celestino VIETTI</b>	ITA	KALEX	2'05.086	169.8	2
4'51.353	35 <b>Somkiat CHANTRA</b>	THA	KALEX	2'04.460	170.6	2
4'54.466	96 <b>Jake DIXON</b>	GBR	KALEX	2'04.177	171.0	2
34'05.873	79 <b>Ai OGURA</b>	JPN	BOSCOSCURO	2'04.062	171.2	11
34'35.128	14 <b>Tony ARBOLINO</b>	ITA	KALEX	2'04.059	171.2	11
40'20.204	13 <b>Celestino VIETTI</b>	ITA	KALEX	2'03.896	171.4	15
40'20.794	44 <b>Aron CANET</b>	SPA	KALEX	2'03.602	171.8	15

These data/results cannot be reproduced, stored and/or transmitted in whole or in part by any manner of electronic, mechanical, photocopying, recording, broadcasting or otherwise now known or herein after developed without the previous express consent by the copyright owner, except for reproduction in daily press and regular printed publications on sale to the public within 60 days of the event related to those data/results and always provided that copyright symbol appears together as follows below.

© DORNA, 2024