


3671 m.

LIQUI MOLY MOTORRAD GRAND PRIX DEUTSCHLAND

Warm Up

Classification

25

	Rider	Nation	Team	Motorcycle	Time	Lap	Total	Gap	Top Speed	
1	1 Francesco BAGNAIA	ITA	Ducati Lenovo Team	DUCATI	1'20.638	8	8		303.3	
2	21 Franco MORBIDELLI	ITA	Prima Pramac Racing	DUCATI	1'20.718	7	8	0.080	0.080	305.9
3	89 Jorge MARTIN	SPA	Prima Pramac Racing	DUCATI	1'20.802	5	7	0.164	0.084	302.5
4	93 Marc MARQUEZ	SPA	Gresini Racing MotoGP	DUCATI	1'20.845	6	7	0.207	0.043	300.8
5	73 Alex MARQUEZ	SPA	Gresini Racing MotoGP	DUCATI	1'20.880	5	7	0.242	0.035	300.8
6	20 Fabio QUARTARARO	FRA	Monster Energy Yamaha MotoGP	YAMAHA	1'21.010	5	7	0.372	0.130	298.3
7	49 Fabio DI GIANNANTONIO	ITA	Pertamina Enduro VR46 Racing Te	DUCATI	1'21.042	8	8	0.404	0.032	300.0
8	88 Miguel OLIVEIRA	POR	Trackhouse Racing	APRILIA	1'21.071	7	8	0.433	0.029	300.8
9	25 Raul FERNANDEZ	SPA	Trackhouse Racing	APRILIA	1'21.095	5	7	0.457	0.024	297.5
10	72 Marco BEZZECCHI	ITA	Pertamina Enduro VR46 Racing Te	DUCATI	1'21.135	5	8	0.497	0.040	301.6
11	33 Brad BINDER	RSA	Red Bull KTM Factory Racing	KTM	1'21.212	4	8	0.574	0.077	304.2
12	12 Maverick VIÑALES	SPA	Aprilia Racing	APRILIA	1'21.342	6	8	0.704	0.130	299.1
13	23 Enea BASTIANINI	ITA	Ducati Lenovo Team	DUCATI	1'21.344	5	7	0.706	0.002	300.8
14	31 Pedro ACOSTA	SPA	Red Bull GASGAS Tech3	KTM	1'21.379	5	7	0.741	0.035	304.2
15	43 Jack MILLER	AUS	Red Bull KTM Factory Racing	KTM	1'21.594	4	8	0.956	0.215	304.2
16	30 Takaaki NAKAGAMI	JPN	IDEMITSU Honda LCR	HONDA	1'21.646	5	7	1.008	0.052	295.8
17	10 Luca MARINI	ITA	Repsol Honda Team	HONDA	1'21.660	6	8	1.022	0.014	297.5
18	37 Augusto FERNANDEZ	SPA	Red Bull GASGAS Tech3	KTM	1'21.685	4	8	1.047	0.025	300.0
19	5 Johann ZARCO	FRA	CASTROL Honda LCR	HONDA	1'21.690	4	7	1.052	0.005	300.0
20	36 Joan MIR	SPA	Repsol Honda Team	HONDA	1'22.079	4	8	1.441	0.389	299.1
21	87 Remy GARDNER	AUS	Monster Energy Yamaha MotoGP	YAMAHA	1'22.159	3	8	1.521	0.080	298.3
22	6 Stefan BRADL	GER	HRC Test Team	HONDA	1'22.492	6	7	1.854	0.333	299.1

Practice condition: Dry

Air: 17°

Humidity: 46%

Ground: 24°

Fastest Lap:	Lap: 8	Francesco BAGNAIA	1'20.638	163.8 Km/h
Best Race Lap:	2023	Johann ZARCO	1'21.225	162.7 Km/h
All-Time Lap Record:	2024	Jorge MARTIN	1'19.423	166.3 Km/h

The results are provisional until the end of the limit for protest and appeals.

Time limit for protest expires 60' after publication of the results - Time:

These data/results cannot be reproduced, stored and/or transmitted in whole or in part by any manner of electronic, mechanical, photocopying, recording, broadcasting or otherwise now known or herein after developed without the previous express consent by the copyright owner, except for reproduction in daily press and regular printed publications on sale to the public within 60 days of the event related to those data/results and always provided that copyright symbol appears together as follows below.

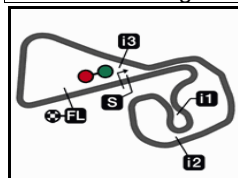
© DORNA, 2024

Official MotoGP Timing by TISSOT

www.motogp.com

Sachsenring, Sunday, July 07, 2024





3671 m.

LIQUI MOLY MOTORRAD GRAND PRIX DEUTSCHLAND

Warm Up

Top Speed & Average

26



Rider	Nation	Motorcycle	Top 5 speeds					Average	Top
21 Franco MORBIDELLI	ITA	DUCATI	305.9	305.0	304.2	302.5	302.5	304.0	305.9
31 Pedro ACOSTA	SPA	KTM	304.2	304.2	303.3	303.3	303.3	303.7	304.2
33 Brad BINDER	RSA	KTM	304.2	303.3	302.5	302.5	301.6	302.8	304.2
43 Jack MILLER	AUS	KTM	304.2	303.3	302.5	301.6	301.6	302.6	304.2
1 Francesco BAGNAIA	ITA	DUCATI	303.3	303.3	303.3	302.5	302.5	303.0	303.3
89 Jorge MARTIN	SPA	DUCATI	302.5	302.5	302.5	300.8	300.0	301.7	302.5
72 Marco BEZZECCHI	ITA	DUCATI	301.6	301.6	300.0	298.3	298.3	300.0	301.6
23 Enea BASTIANINI	ITA	DUCATI	300.8	300.0	300.0	297.5	296.7	298.6	300.8
73 Alex MARQUEZ	SPA	DUCATI	300.8	299.1	299.1	299.1	297.5	298.9	300.8
88 Miguel OLIVEIRA	POR	APRILIA	300.8	300.8	299.1	298.3	298.3	299.5	300.8
93 Marc MARQUEZ	SPA	DUCATI	300.8	300.8	299.1	296.7	291.1	297.7	300.8
5 Johann ZARCO	FRA	HONDA	300.0	299.1	298.3	298.3	297.5	298.6	300.0
37 Augusto FERNANDEZ	SPA	KTM	300.0	299.1	298.3	297.5	296.7	298.3	300.0
49 Fabio DI GIANNANTONIO	ITA	DUCATI	300.0	300.0	298.3	298.3	294.2	298.2	300.0
6 Stefan BRADL	GER	HONDA	299.1	299.1	297.5	295.0	293.4	296.3	299.1
12 Maverick VIÑALES	SPA	APRILIA	299.1	297.5	297.5	296.7	296.7	297.5	299.1
36 Joan MIR	SPA	HONDA	299.1	296.7	296.7	296.7	295.0	296.8	299.1
20 Fabio QUARTARARO	FRA	YAMAHA	298.3	297.5	297.5	297.5	296.7	297.4	298.3
87 Remy GARDNER	AUS	YAMAHA	298.3	297.5	296.7	295.8	295.0	296.7	298.3
10 Luca MARINI	ITA	HONDA	297.5	297.5	296.7	295.8	295.0	296.3	297.5
25 Raul FERNANDEZ	SPA	APRILIA	297.5	297.5	297.5	297.5	297.5	297.5	297.5
30 Takaaki NAKAGAMI	JPN	HONDA	295.8	295.0	293.4	286.4	284.9	290.1	295.8

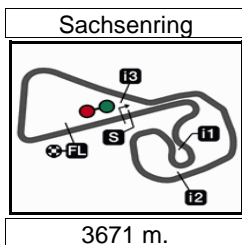
These data/results cannot be reproduced, stored and/or transmitted in whole or in part by any manner of electronic, mechanical, photocopying, recording, broadcasting or otherwise now known or herein after developed without the previous express consent by the copyright owner, except for reproduction in daily press and regular printed publications on sale to the public within 60 days of the event related to those data/results and always provided that copyright symbol appears together as follows below.

© DORNA, 2024

Official MotoGP Timing by TISSOT
www.motogp.com



Sachsenring, Sunday, July 07, 2024

**LIQUI MOLY MOTORRAD GRAND PRIX DEUTSCHLAND****Warm Up****Chronological Analysis of Performances****27**

* Lap / Sector time cancelled

T1 Time from finish line to 1st intermediate

T3 Time from 2nd intermed. to 3rd intermed.

P Crossing the finish line in pit lane

T2 Time from 1st intermed. to 2nd intermed.

T4 Time from 3rd intermediate to finish line

**Tyre data subject to further updates

Lap	Lap Time	T1	T2	T3	T4	Speed	Lap	Lap Time	T1	T2	T3	T4	Speed	
1st	1	Francesco BAGNAIA		DUCATI		ITA								
		Ducati Lenovo Team					Run # 2	Front Tyre Slick-Medium	Rear Tyre Slick-Medium	2 Laps at start				New Tyre
		Runs=1	Total laps=8	Full laps=7	Valid laps=7									
Run #	1	Front Tyre	Slick-Medium	Rear Tyre	Slick-Medium									
		New Tyre		New Tyre										
1	1'34.938	19.164	24.936	19.827	21.576	301.6	2	2'07.808	21.569	24.956	20.108	21.622	291.1	
2	1'21.966	18.346	23.603	19.034	20.983	301.6	3	1'23.682	18.796	24.114	19.568	21.204	296.7	
3	1'21.325	18.136	23.440	18.877	20.872	301.6	4	1'22.113	18.360	23.599	19.319	20.835	299.1	
4	1'21.248	18.071	23.377	18.971	20.829	303.3	5	1'20.990	18.093	23.316	18.906	20.675	300.8	
5	1'20.798	17.915	23.318	18.847	20.718	302.5	6	1'20.845	18.010	23.328	18.850	20.657	300.8	
6	1'20.797	17.847	23.335	18.852	20.763	302.5	7	1'27.686	20.628	25.008	20.274	21.776	300.8	
7	1'20.659	17.860	23.341	18.741	20.717	303.3								
8	1'20.638	17.813	23.353	18.762	20.710	303.3								
2nd	21	Franco MORBIDELLI		DUCATI		ITA								
		Prima Pramac Racing					Run # 1	Front Tyre Slick-Medium	Rear Tyre Slick-Medium	New Tyre				
		Runs=1	Total laps=8	Full laps=7	Valid laps=7									
Run #	1	Front Tyre	Slick-Medium	Rear Tyre	Slick-Medium									
		New Tyre		New Tyre										
1	1'33.243	18.900	25.185	20.553	22.104	298.3	1	1'45.781	21.076	24.881	19.822	21.610	297.5	
2	1'22.714	18.338	23.875	19.353	21.148	301.6	2	1'23.666	19.291	24.108	19.198	21.069	297.5	
3	1'21.761	18.126	23.678	19.136	20.821	302.5	3	1'21.537	18.155	23.637	18.951	20.794	299.1	
4	1'33.303	27.675	25.467	19.370	20.791	302.5	4	1'20.991	18.049	23.417	18.799	20.726	299.1	
5	1'20.836	17.886	23.353	18.869	20.728	302.5	5	1'20.880	17.944	23.362	18.816	20.758	300.8	
6	1'21.616	17.862	23.375	19.253	21.126	304.2	6	1'27.551	18.005	23.426	19.183	26.937	299.1	
7	1'20.718	17.830	23.295	18.850	20.743	305.9	7	1'21.566	18.095	23.514	18.998	20.959	299.1	
8	1'21.072	17.874	23.325	18.919	20.954	305.0								
3rd	89	Jorge MARTIN		DUCATI		SPA								
		Prima Pramac Racing					Run # 1	Front Tyre Slick-Soft	Rear Tyre Slick-Medium	New Tyre				
		Runs=1	Total laps=7	Full laps=6	Valid laps=6									
Run #	1	Front Tyre	Slick-Soft	Rear Tyre	Slick-Medium									
		New Tyre		New Tyre										
1	1'44.540	20.144	24.745	19.555	21.262	300.0	1	2'18.674	19.453	24.736	19.737	21.376	297.5	
2	1'21.885	18.236	23.689	19.045	20.915	302.5	2	1'21.916	18.129	23.602	19.167	21.018	298.3	
3	1'21.262	17.991	23.393	18.969	20.909	302.5	3	1'21.210	17.993	23.393	18.965	20.859	296.7	
4	1'28.976	23.029	25.118	18.977	21.852	298.3	4	1'21.121	17.986	23.334	18.926	20.875	296.7	
5	1'20.802	17.935	23.321	18.755	20.791	298.3	5	1'21.010	17.856	23.347	18.912	20.895	297.5	
6	1'21.946	17.935	23.524	18.921	21.566	298.3	6	1'25.101	18.223	25.693	19.686	21.499	297.5	
7	1'20.990	17.840	23.428	18.899	20.823	300.8	7	1'21.218	17.922	23.426	18.937	20.933	297.5	
4th	93	Marc MARQUEZ		DUCATI		SPA								
		Gresini Racing MotoGP					Run # 1	Front Tyre Slick-Medium	Rear Tyre Slick-Medium	3 Laps at start				
		Runs=2	Total laps=7	Full laps=5	Valid laps=5									
Run #	1	Front Tyre	Slick-Medium	Rear Tyre	Slick-Soft									
		2 Laps at start		2 Laps at start										
1	1'35.291	20.642	24.770	19.678	21.409	289.5	1	1'35.291	20.642	24.770	19.678	21.409	289.5	
2	1'22.047	18.414	23.575	18.955	21.103	291.1	2	1'22.047	18.414	23.575	18.955	21.103	291.1	
3	1'21.338	18.072	23.395	18.904	20.967	298.3	3	1'21.338	18.072	23.395	18.904	20.967	298.3	
4	1'21.331	18.067	23.282	18.922	21.060	294.2	4	1'21.331	18.067	23.282	18.922	21.060	294.2	
5	1'21.541	17.966	23.399	19.143	21.033		5	1'21.541	17.966	23.399	19.143	21.033		

Fastest Lap:	Francesco BAGNAIA	Ducati Lenovo Team	ITA	1'20.638	17.813	23.353	18.762	20.710
---------------------	-------------------	--------------------	-----	----------	--------	--------	--------	--------

These data/results cannot be reproduced, stored and/or transmitted in whole or in part by any manner of electronic, mechanical, photocopying, recording, broadcasting or otherwise now known or herein after developed without the previous express consent by the copyright owner, except for reproduction in daily press and regular printed publications on sale to the public within 60 days of the event related to those data/results and always provided that copyright symbol appears together as follows below.
© DORNA, 2024



Warm Up

MotoGP

Lap	Lap Time	T1	T2	T3	T4	Speed	Lap	Lap Time	T1	T2	T3	T4	Speed	
6	1'21.516	17.881	23.461	18.988	21.186	298.3	8	1'29.346	17.824	28.134	22.075	21.313	302.5	
7	1'21.049	17.864	23.424	18.865	20.896	300.0	12th 12 Maverick VIÑALES APRILIA SPA							
8	1'21.042	17.786	23.420	18.843	20.993	300.0	Aprilia Racing Runs=1 Total laps=8 Full laps=7 Valid laps=7							
8th 88 Miguel OLIVEIRA APRILIA POR							Run # 1 Front Tyre Slick-Medium Rear Tyre Slick-Medium							
Trackhouse Racing							New Tyre New Tyre							
Runs=1 Total laps=8 Full laps=7 Valid laps=7														
Run # 1	Front Tyre	Slick-Medium	Rear Tyre	Slick-Medium				Run # 1	Front Tyre	Slick-Medium	Rear Tyre	Slick-Medium		
		New Tyre		New Tyre						New Tyre		New Tyre		
1	1'42.615	20.592	25.334	20.238	21.811		1	1'28.300	18.916	24.433	19.646	21.391		
2	1'22.579	18.519	23.915	19.245	20.900	295.8	2	1'22.173	18.422	23.652	19.112	20.987	295.8	
3	1'21.273	18.203	23.525	18.926	20.619	296.7	3	1'21.588	18.189	23.463	18.978	20.958	296.7	
4	1'22.585	18.171	24.136	19.192	21.086	298.3	4	1'21.566	18.201	23.472	18.952	20.941	295.8	
5	1'21.666	17.983	23.359	19.046	21.278	299.1	5	1'21.545	18.162	23.440	19.066	20.877	296.7	
6	1'21.534	18.115	23.466	19.033	20.920	298.3	6	1'21.342	18.027	23.483	18.910	20.922	297.5	
7	1'21.071	18.031	23.431	18.919	20.690	300.8	7	1'22.598	17.942	23.507	20.013	21.136	299.1	
8	1'21.354	18.076	23.398	18.914	20.966	300.8	8	1'21.506	18.055	23.491	19.025	20.935	297.5	
9th 25 Raul FERNANDEZ APRILIA SPA							13th 23 Enea BASTIANINI DUCATI ITA							
Trackhouse Racing							Ducati Lenovo Team							
Runs=1 Total laps=7 Full laps=6 Valid laps=6							Runs=1 Total laps=7 Full laps=6 Valid laps=6							
Run # 1	Front Tyre	Slick-Medium	Rear Tyre	Slick-Medium				Run # 1	Front Tyre	Slick-Medium	Rear Tyre	Slick-Medium		
		New Tyre		New Tyre						New Tyre		New Tyre		
1	2'12.929	19.410	24.305	19.949	21.439		1	1'48.201	18.951	24.899	19.725	21.316		
2	1'21.826	18.257	23.481	19.091	20.997	295.8	2	1'22.349	18.290	23.713	19.206	21.140	296.7	
3	1'21.634	18.002	23.530	19.103	20.999	297.5	3	1'21.858	18.163	23.668	19.104	20.923	300.0	
4	1'21.394	18.028	23.306	19.093	20.967	297.5	4	1'21.348	18.095	23.480	18.958	20.815	297.5	
5	1'21.095	17.908	23.401	18.931	20.855	297.5	5	1'21.344	17.981	23.470	19.037	20.856	300.0	
6	1'21.202	17.773	23.503	18.999	20.927	297.5	6	1'24.862	17.947	23.504	18.991	24.420	300.8	
7	1'26.365	18.583	25.482	19.576	22.724	297.5	7	1'21.841	18.062	23.488	19.042	21.249	296.7	
10th 72 Marco BEZZECCHI DUCATI ITA							14th 31 Pedro ACOSTA KTM SPA							
Pertamina Enduro VR46 Racing Team							Red Bull GASGAS Tech3							
Runs=1 Total laps=8 Full laps=7 Valid laps=7							Runs=1 Total laps=7 Full laps=6 Valid laps=6							
Run # 1	Front Tyre	Slick-Medium	Rear Tyre	Slick-Medium				Run # 1	Front Tyre	Slick-Medium	Rear Tyre	Slick-Medium		
		New Tyre		New Tyre						New Tyre		New Tyre		
1	1'35.104	19.583	24.834	19.755	21.435		1	1'46.492	18.915	24.928	19.694	21.383		
2	1'22.019	18.437	23.577	19.045	20.960	295.0	2	1'22.162	18.306	23.693	19.102	21.061	303.3	
3	1'21.284	18.084	23.495	18.897	20.808	297.5	3	1'21.710	18.037	23.584	19.050	21.039	304.2	
4	1'21.233	18.114	23.366	18.883	20.870	298.3	4	1'23.026	19.494	23.607	18.928	20.997	304.2	
5	1'21.135	17.989	23.421	18.886	20.839	298.3	5	1'21.379	17.972	23.514	18.972	20.921	302.5	
6	1'21.187	17.929	23.442	18.934	20.882	300.0	6	1'23.188	18.000	23.652	18.978	22.558	303.3	
7	1'21.321	17.908	23.445	18.977	20.991	301.6	7	1'29.651	24.707	24.797	19.124	21.023	303.3	
8	1'21.189	17.869	23.442	18.983	20.895	301.6	15th 43 Jack MILLER KTM AUS							
11th 33 Brad BINDER KTM RSA							Red Bull KTM Factory Racing							
Red Bull KTM Factory Racing							Runs=1 Total laps=8 Full laps=7 Valid laps=7							
Run # 1	Front Tyre	Slick-Medium	Rear Tyre	Slick-Medium				Run # 1	Front Tyre	Slick-Soft	Rear Tyre	Slick-Medium		
		New Tyre		New Tyre						New Tyre		New Tyre		
1	1'36.747	19.481	24.965	19.830	21.909		1	1'35.830	19.380	24.748	19.780	21.466		
2	1'22.193	18.187	23.538	19.339	21.129	300.8	2	1'22.495	18.419	23.795	19.169	21.112	296.7	
3	1'21.496	17.909	23.461	19.131	20.995	302.5	3	1'21.642	18.005	23.484	19.009	21.144	303.3	
4	1'21.212	17.841	23.359	19.023	20.989	304.2	4	1'21.594	18.060	23.486	19.077	20.971	301.6	
5	1'25.369	17.986	23.993	19.424	23.966	303.3	5	1'27.246	17.906	23.612	19.680	26.048	302.5	
6	1'21.405	17.922	23.568	19.022	20.893	300.8	6	1'21.636	18.032	23.533	19.084	20.987	300.8	
7	1'21.503	17.966	23.423	19.121	20.993	301.6	7	1'21.771	17.996	23.640	19.146	20.989	304.2	
								8	1'22.057	17.938	23.684	19.326	21.109	301.6

Fastest Lap: Francesco BAGNAIA Ducati Lenovo Team ITA 1'20.638 17.813 23.353 18.762 20.710

These data/results cannot be reproduced, stored and/or transmitted in whole or in part by any manner of electronic, mechanical, photocopying, recording, broadcasting or otherwise now known or herein after developed without the previous express consent by the copyright owner, except for reproduction in daily press and regular printed publications on sale to the public within 60 days of the event related to those data/results and always provided that copyright symbol appears together as follows below.
© DORNA, 2024



Warm Up

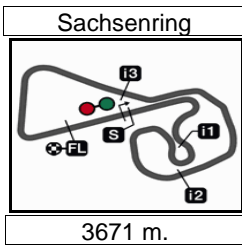
MotoGP

Lap	Lap Time	T1	T2	T3	T4	Speed	Lap	Lap Time	T1	T2	T3	T4	Speed
16th	30	Takaaki NAKAGAMI HONDA JPN											
		IDEMITSU Honda LCR											
		Runs=1	Total laps=7	Full laps=6	Valid laps=6								
Run #	1	Front Tyre	Slick-Soft	Rear Tyre	Slick-Medium								
		15 Laps at start			16 Laps at start								
1	1'47.172	22.718	25.507	19.975	21.845	1	1'35.671	19.765	24.836	19.630	21.573		
2	1'23.527	19.025	23.907	19.248	21.347	284.9	2	1'23.497	18.781	23.884	19.425	21.407	280.5
3	1'22.677	18.597	23.711	19.265	21.104	284.9	3	1'22.295	18.270	23.703	19.214	21.108	296.7
4	1'22.071	18.295	23.545	19.062	21.169	293.4	4	1'22.079	18.060	23.666	19.215	21.138	299.1
5	1'21.646	18.205	23.562	18.913	20.966	295.0	5	1'24.288	18.147	23.719	19.161	23.261	295.0
6	1'22.280	18.125	23.625	18.945	21.585	295.8	6	1'22.094	18.123	23.676	19.213	21.082	293.4
7	1'22.362	18.390	23.639	19.079	21.254	286.4	7	1'22.174	18.086	23.694	19.226	21.168	296.7
							8	1'22.480	18.232	23.737	19.309	21.202	296.7
21st	87	Remy GARDNER YAMAHA AUS											
		Monster Energy Yamaha MotoGP Team											
		Runs=1	Total laps=8	Full laps=7	Valid laps=7								
Run #	1	Front Tyre	Slick-Medium	Rear Tyre	Slick-Medium								
		New Tyre			New Tyre								
1	1'38.952	19.368	24.746	19.769	21.568	1	1'38.952	19.368	24.746	19.769	21.568		
2	1'22.878	18.475	23.799	19.247	21.357	293.4	2	1'22.878	18.475	23.799	19.247	21.357	293.4
3	1'22.159	18.295	23.692	19.008	21.164	292.6	3	1'22.159	18.295	23.692	19.008	21.164	292.6
4	1'22.502	18.309	23.808	19.225	21.160	298.3	4	1'22.502	18.309	23.808	19.225	21.160	298.3
5	1'24.106	18.276	25.191	19.286	21.353	295.8	5	1'24.106	18.276	25.191	19.286	21.353	295.8
6	1'22.636	18.494	23.845	19.176	21.121	297.5	6	1'22.636	18.494	23.845	19.176	21.121	297.5
7	1'22.429	18.369	23.684	19.079	21.297	295.0	7	1'22.429	18.369	23.684	19.079	21.297	295.0
8	1'22.438	18.169	23.846	19.268	21.155	296.7	8	1'22.438	18.169	23.846	19.268	21.155	296.7
22nd	6	Stefan BRADL HONDA GER											
		HRC Test Team											
		Runs=1	Total laps=7	Full laps=6	Valid laps=6								
Run #	1	Front Tyre	Slick-Medium	Rear Tyre	Slick-Soft								
		9 Laps at start			4 Laps at start								
1	1'38.117	19.552	25.040	19.903	21.944	1	1'38.117	19.552	25.040	19.903	21.944		
2	1'23.906	18.669	24.154	19.464	21.619	293.4	2	1'23.906	18.669	24.154	19.464	21.619	293.4
3	1'22.743	18.438	23.917	19.301	21.087	293.4	3	1'22.743	18.438	23.917	19.301	21.087	293.4
4	1'22.570	18.310	23.817	19.256	21.187	299.1	4	1'22.570	18.310	23.817	19.256	21.187	299.1
5	1'22.633	18.306	23.921	19.297	21.109	297.5	5	1'22.633	18.306	23.921	19.297	21.109	297.5
6	1'22.492	18.177	23.862	19.214	21.239	299.1	6	1'22.492	18.177	23.862	19.214	21.239	299.1
7	1'30.640	19.872	24.401	19.834	26.533	295.0	7	1'30.640	19.872	24.401	19.834	26.533	295.0
18th	37	Augusto FERNANDEZ KTM SPA											
		Red Bull GASGAS Tech3											
		Runs=1	Total laps=8	Full laps=6	Valid laps=6								
Run #	1	Front Tyre	Slick-Medium	Rear Tyre	Slick-Medium								
		4 Laps at start			New Tyre								
1	1'37.455	19.439	24.726	19.993	21.954	1	1'37.455	19.439	24.726	19.993	21.954		
2	1'23.154	18.606	23.815	19.458	21.275	292.6	2	1'23.154	18.606	23.815	19.458	21.275	292.6
3	1'22.084	18.203	23.597	19.164	21.120	297.5	3	1'22.084	18.203	23.597	19.164	21.120	297.5
4	1'21.685	18.043	23.520	19.097	21.025	298.3	4	1'21.685	18.043	23.520	19.097	21.025	298.3
5	1'21.699	17.999	23.463	19.069	21.168	299.1	5	1'21.699	17.999	23.463	19.069	21.168	299.1
6	1'21.840	17.983	23.636	19.110	21.111	296.7	6	1'21.840	17.983	23.636	19.110	21.111	296.7
7	1'27.339	17.971	23.612	24.139	21.617	295.8	7	1'27.339	17.971	23.612	24.139	21.617	295.8
8	2'18.332	P 35.046	28.769	22.122	52.395	300.0	8	2'18.332	P 35.046	28.769	22.122	52.395	300.0
19th	5	Johann ZARCO HONDA FRA											
		CASTROL Honda LCR											
		Runs=1	Total laps=7	Full laps=6	Valid laps=5								
Run #	1	Front Tyre	Slick-Soft	Rear Tyre	Slick-Soft								
		5 Laps at start			New Tyre								
1	1'53.587	18.600	24.945	19.727	21.454	1	1'53.587	18.600	24.945	19.727	21.454		
2	1'22.518	*	18.444	23.537	19.216*	295.0	2	1'22.518	*	18.444	23.537	19.216*	295.0
3	1'21.810	18.183	23.514	19.112	21.001	300.0	3	1'21.810	18.183	23.514	19.112	21.001	300.0
4	1'21.690	18.102	23.566	19.020	21.002	298.3	4	1'21.690	18.102	23.566	19.020	21.002	298.3
5	1'21.791	18.164	23.506	19.115	21.006	298.3	5	1'21.791	18.164	23.506	19.115	21.006	298.3
6	1'22.124	18.201	23.694	19.070	21.159	297.5	6	1'22.124	18.201	23.694	19.070	21.159	297.5
7	1'22.251	18.144	23.618	19.244	21.245	299.1	7	1'22.251	18.144	23.618	19.244	21.245	299.1
20th	36	Joan MIR HONDA SPA											
		Repsol Honda Team											
		Runs=1	Total laps=8	Full laps=7	Valid laps=7								

Fastest Lap:	Francesco BAGNAIA	Ducati Lenovo Team	ITA	1'20.638	17.813	23.353	18.762	20.710
---------------------	-------------------	--------------------	-----	----------	--------	--------	--------	--------

These data/results cannot be reproduced, stored and/or transmitted in whole or in part by any manner of electronic, mechanical, photocopying, recording, broadcasting or otherwise now known or herein after developed without the previous express consent by the copyright owner, except for reproduction in daily press and regular printed publications on sale to the public within 60 days of the event related to those data/results and always provided that copyright symbol appears together as follows below.
© DORNA, 2024





Results and timing service provided by **TISSOT**

MotoGP™

LIQUI MOLY MOTORRAD GRAND PRIX DEUTSCHLAND

Official Starting Grid

3671 m.

Race : 30 laps = 110.13 km

28



1	1 1'19.423 89 Jorge MARTIN Ducati	2 1'19.471 88 Miguel OLIVEIRA Aprilia	3 1'19.643 25 Raul FERNANDEZ Aprilia
2	4 1'19.749 1 Francesco BAGNAIA Ducati	5 1'19.791 73 Alex MARQUEZ Ducati	6 1'19.946 21 Franco MORBIDELLI Ducati
3	7 1'19.950 12 Maverick VIÑALES Aprilia	8 1'19.957 49 Fabio DI GIANNANTONIO Ducati	9 1'19.978 23 Enea BASTIANINI Ducati
4	10 1'20.348 31 Pedro ACOSTA KTM	11 1'20.446 33 Brad BINDER KTM	12 1'20.713 72 Marco BEZZECCHI Ducati
5	13 1'20.263 93 Marc MARQUEZ Ducati	14 1'20.310 20 Fabio QUARTARARO Yamaha	15 1'20.419 37 Augusto FERNANDEZ KTM
6	16 1'20.515 43 Jack MILLER KTM	17 1'20.553 30 Takaaki NAKAGAMI Honda	18 1'20.565 10 Luca MARINI Honda
7	19 1'20.799 5 Johann ZARCO Honda	20 1'21.162 36 Joan MIR Honda	21 1'21.297 87 Remy GARDNER Yamaha
8	22 1'21.270 6 Stefan BRADL Honda		

The results are provisional until the end of the limit for protest and appeals and until the ratification of the Event Management Committee.

Time limit for protest expires 60' at the latest after publication of the results - Time:

These data/results cannot be reproduced, stored and/or transmitted in whole or in part by any manner of electronic, mechanical, photocopying, recording, broadcasting or otherwise now known or herein after developed without the previous express consent by the copyright owner, except for reproduction in daily press and regular printed publications on sale to the public within 60 days of the event related to those data/results and always provided that copyright symbol appears together as follows below.


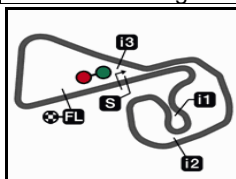
© DORNA, 2024

Official MotoGP Timing by **TISSOT**
www.motogp.com



Sachsenring, Sunday, July 07, 2024

Sachsenring

Results and timing service provided by  TISSOT

3671 m.

LIQUI MOLY MOTORRAD GRAND PRIX DEUTSCHLAND

Warm Up

Best Partial Times

MotoGP™

IT Ideal Lap Time, sum of the best partial times*BT* Best Lap Time


<i>T1</i>		<i>T2</i>		<i>T3</i>		<i>T4</i>				<i>IT</i>	<i>BT</i>	
<i>Pos</i>	<i>Rider</i>	<i>Time</i>	<i>Rider</i>	<i>Time</i>	<i>Rider</i>	<i>Time</i>	<i>Rider</i>	<i>Time</i>	<i>Pos</i>	<i>Rider</i>		
1R.	FERNANDEZ	17.773	F.DI GIANNANTO	23.282	F.BAGNAIA	18.741	M.OLIVEIRA	20.619	1	F.BAGNAIA	1'20.582	1'20.638 (1)
2F.	DI GIANNANTO	17.786	F.MORBIDELLI	23.295	J.MARTIN	18.755	M.MARQUEZ	20.657	2	F.MORBIDELLI	1'20.703	1'20.718 (2)
3F.	BAGNAIA	17.813	R.FERNANDEZ	23.306	A.MARQUEZ	18.799	F.BAGNAIA	20.710	3	J.MARTIN	1'20.707	1'20.802 (3)
4B.	BINDER	17.824	M.MARQUEZ	23.316	F.DI GIANNANTO	18.843	A.MARQUEZ	20.726	4	F.DI GIANNAN	1'20.807	1'21.042 (7)
5F.	MORBIDELLI	17.830	F.BAGNAIA	23.318	F.MORBIDELLI	18.850	F.MORBIDELLI	20.728	5	A.MARQUEZ	1'20.831	1'20.880 (5)
6J.	MARTIN	17.840	J.MARTIN	23.321	M.MARQUEZ	18.850	J.MARTIN	20.791	6	M.MARQUEZ	1'20.833	1'20.845 (4)
7F.	QUARTARARO	17.856	F.QUARTARARO	23.334	M.BEZZECCHI	18.883	M.BEZZECCHI	20.808	7	R.FERNANDEZ	1'20.865	1'21.095 (9)
8M.	BEZZECCHI	17.869	B.BINDER	23.359	M.VIÑALES	18.910	E.BASTIANINI	20.815	8	M.OLIVEIRA	1'20.875	1'21.071 (8)
9J.	MILLER	17.906	M.OLIVEIRA	23.359	F.QUARTARARO	18.912	R.FERNANDEZ	20.855	9	M.BEZZECCHI	1'20.926	1'21.135 (10)
10M.	VIÑALES	17.942	A.MARQUEZ	23.362	T.NAKAGAMI	18.913	F.QUARTARARO	20.859	10	F.QUARTARAR	1'20.961	1'21.010 (6)
11A.	MARQUEZ	17.944	M.BEZZECCHI	23.366	M.OLIVEIRA	18.914	M.VIÑALES	20.877	11	B.BINDER	1'21.098	1'21.212 (11)
12E.	BASTIANINI	17.947	M.VIÑALES	23.440	P.ACOSTA	18.928	B.BINDER	20.893	12	M.VIÑALES	1'21.169	1'21.342 (12)
13A.	FERNANDEZ	17.971	A.FERNANDEZ	23.463	R.FERNANDEZ	18.931	F.DI GIANNANTO	20.896	13	E.BASTIANINI	1'21.190	1'21.344 (13)
14P.	ACOSTA	17.972	E.BASTIANINI	23.470	E.BASTIANINI	18.958	P.ACOSTA	20.921	14	P.ACOSTA	1'21.335	1'21.379 (14)
15M.	OLIVEIRA	17.983	L.MARINI	23.484	L.MARINI	18.971	T.NAKAGAMI	20.966	15	J.MILLER	1'21.370	1'21.594 (15)
16L.	MARINI	17.995	J.MILLER	23.484	R.GARDNER	19.008	J.MILLER	20.971	16	L.MARINI	1'21.463	1'21.660 (17)
17M.	MARQUEZ	18.010	J.ZARCO	23.506	J.MILLER	19.009	J.ZARCO	21.001	17	A.FERNANDEZ	1'21.528	1'21.685 (18)
18J.	MIR	18.060	P.ACOSTA	23.514	J.ZARCO	19.020	L.MARINI	21.013	18	T.NAKAGAMI	1'21.549	1'21.646 (16)
19J.	ZARCO	18.102	T.NAKAGAMI	23.545	B.BINDER	19.022	A.FERNANDEZ	21.025	19	J.ZARCO	1'21.629	1'21.690 (19)
20T.	NAKAGAMI	18.125	J.MIR	23.666	A.FERNANDEZ	19.069	J.MIR	21.082	20	J.MIR	1'21.969	1'22.079 (20)
21R.	GARDNER	18.169	R.GARDNER	23.684	J.MIR	19.161	S.BRADL	21.087	21	R.GARDNER	1'21.982	1'22.159 (21)
22S.	BRADL	18.177	S.BRADL	23.817	S.BRADL	19.214	R.GARDNER	21.121	22	S.BRADL	1'22.295	1'22.492 (22)

These data/results cannot be reproduced, stored and/or transmitted in whole or in part by any manner of electronic, mechanical, photocopying, recording, broadcasting or otherwise now known or herein after developed without the previous express consent by the copyright owner, except for reproduction in daily press and regular printed publications on sale to the public within 60 days of the event related to those data/results and always provided that copyright symbol appears together as follows below.
© DORNA, 2024

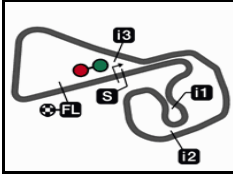
Official MotoGP Timing by TISSOT
www.motogp.com



Sachsenring

Results and timing service provided by 

MotoGP™




3671 m.

LIQUI MOLY MOTORRAD GRAND PRIX DEUTSCHLAND

Warm Up

Fastest Laps Sequence

<i>Practice Time</i>	 <i>Rider</i>	<i>Nation</i>	<i>Motorcycle</i>	<i>Time</i>	<i>Km/h</i>	<i>Rider's Lap</i>
2'50.473	12 Maverick VIÑALES	SPA	APRILIA	1'22.173	160.8	2
2'56.904	1 Francesco BAGNAIA	ITA	DUCATI	1'21.966	161.2	2
3'06.425	89 Jorge MARTIN	SPA	DUCATI	1'21.885	161.3	2
3'34.755	25 Raul FERNANDEZ	SPA	APRILIA	1'21.826	161.5	2
4'12.061	12 Maverick VIÑALES	SPA	APRILIA	1'21.588	161.9	3
4'18.229	1 Francesco BAGNAIA	ITA	DUCATI	1'21.325	162.5	3
4'18.407	72 Marco BEZZECCHI	ITA	DUCATI	1'21.284	162.5	3
4'26.467	88 Miguel OLIVEIRA	POR	APRILIA	1'21.273	162.6	3
4'27.687	89 Jorge MARTIN	SPA	DUCATI	1'21.262	162.6	3
5'01.800	20 Fabio QUARTARARO	FRA	YAMAHA	1'21.210	162.7	3
5'51.975	73 Alex MARQUEZ	SPA	DUCATI	1'20.991	163.1	4
7'00.275	1 Francesco BAGNAIA	ITA	DUCATI	1'20.798	163.5	5
8'21.072	1 Francesco BAGNAIA	ITA	DUCATI	1'20.797	163.5	6
9'41.731	1 Francesco BAGNAIA	ITA	DUCATI	1'20.659	163.8	7
11'02.369	1 Francesco BAGNAIA	ITA	DUCATI	1'20.638	163.8	8

These data/results cannot be reproduced, stored and/or transmitted in whole or in part by any manner of electronic, mechanical, photocopying, recording, broadcasting or otherwise now known or herein after developed without the previous express consent by the copyright owner, except for reproduction in daily press and regular printed publications on sale to the public within 60 days of the event related to those data/results and always provided that copyright symbol appears together as follows below.

© DORNA, 2024

Official MotoGP Timing by TISSOT
www.motogp.com



Sachsenring, Sunday, July 07, 2024