
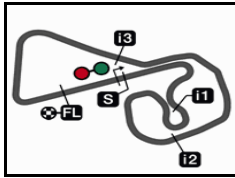


Sachsenring

Results and timing service provided by 

MotoGP™



3671 m.

LIQUI MOLY MOTORRAD GRAND PRIX DEUTSCHLAND

Qualifying Nr. 1

Classification

17



	<i>Rider</i>	<i>Nation</i>	<i>Team</i>	<i>Motorcycle</i>	<i>Time</i>	<i>Lap</i>	<i>Total</i>	<i>Gap</i>	<i>Top Speed</i>
1	25 Raul FERNANDEZ	SPA	Trackhouse Racing	APRILIA	1'19.678	6	7		300.0
2	72 Marco BEZZECCHI	ITA	Pertamina Enduro VR46 Racing Te	DUCATI	1'20.115	7	9	0.437 0.437	303.3
3	93 Marc MARQUEZ	SPA	Gresini Racing MotoGP	DUCATI	1'20.263	3	8	0.585 0.148	301.6
4	20 Fabio QUARTARARO	FRA	Monster Energy Yamaha MotoGP	YAMAHA	1'20.310	8	9	0.632 0.047	300.0
5	37 Augusto FERNANDEZ	SPA	Red Bull GASGAS Tech3	KTM	1'20.419	3	9	0.741 0.109	300.0
6	43 Jack MILLER	AUS	Red Bull KTM Factory Racing	KTM	1'20.515	8	9	0.837 0.096	305.0
7	30 Takaaki NAKAGAMI	JPN	IDEMITSU Honda LCR	HONDA	1'20.553	8	9	0.875 0.038	297.5
8	10 Luca MARINI	ITA	Repsol Honda Team	HONDA	1'20.565	8	9	0.887 0.012	298.3
9	5 Johann ZARCO	FRA	CASTROL Honda LCR	HONDA	1'20.799	7	9	1.121 0.234	300.0
10	36 Joan MIR	SPA	Repsol Honda Team	HONDA	1'21.162	7	9	1.484 0.363	299.1
11	6 Stefan BRADL	GER	HRC Test Team	HONDA	1'21.270	8	9	1.592 0.108	301.6
12	87 Remy GARDNER	AUS	Monster Energy Yamaha MotoGP	YAMAHA	1'21.297	3	9	1.619 0.027	300.0

Practice condition: Dry

Air: 26°

Humidity: 41%

Ground: 35°

Fastest Lap:	Lap: 6	Raul FERNANDEZ	1'19.678	165.8 Km/h
Best Race Lap:	2023	Johann ZARCO	1'21.225	162.7 Km/h
All-Time Lap Record:	2024	Maverick VIÑALES	1'19.622	165.9 Km/h

The results are provisional until the end of the limit for protest and appeals.

Time limit for protest expires 60' after publication of the results - Time:

These data/results cannot be reproduced, stored and/or transmitted in whole or in part by any manner of electronic, mechanical, photocopying, recording, broadcasting or otherwise now known or herein after developed without the previous express consent by the copyright owner, except for reproduction in daily press and regular printed publications on sale to the public within 60 days of the event related to those data/results and always provided that copyright symbol appears together as follows below.

© DORNA, 2024


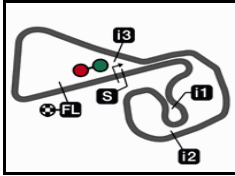
Official MotoGP Timing by TISSOT

www.motogp.com

Sachsenring, Saturday, July 06, 2024



Sachsenring

Results and timing service provided by **MotoGP™**

3671 m.

LIQUI MOLY MOTORRAD GRAND PRIX DEUTSCHLAND**Qualifying Nr. 1****Top Speed & Average****18**

<i>Rider</i>	<i>Nation</i>	<i>Motorcycle</i>	<i>Top 5 speeds</i>					<i>Average</i>	<i>Top</i>
43 Jack MILLER	AUS	KTM	305.0	304.2	302.5	301.6	301.6	302.6	305.0
72 Marco BEZZECCHI	ITA	DUCATI	303.3	302.5	301.6	300.8	300.8	301.8	303.3
6 Stefan BRADL	GER	HONDA	301.6	299.1	299.1	299.1	298.3	299.4	301.6
93 Marc MARQUEZ	SPA	DUCATI	301.6	300.0	300.0	297.5	258.9	291.6	301.6
5 Johann ZARCO	FRA	HONDA	300.0	300.0	300.0	298.3	297.5	299.2	300.0
20 Fabio QUARTARARO	FRA	YAMAHA	300.0	299.1	299.1	299.1	298.3	298.9	300.0
25 Raul FERNANDEZ	SPA	APRILIA	300.0	300.0	299.1	299.1	298.3	299.3	300.0
37 Augusto FERNANDEZ	SPA	KTM	300.0	299.1	298.3	297.5	296.7	298.3	300.0
87 Remy GARDNER	AUS	YAMAHA	300.0	300.0	300.0	299.1	297.5	299.0	300.0
36 Joan MIR	SPA	HONDA	299.1	299.1	299.1	298.3	297.5	298.6	299.1
10 Luca MARINI	ITA	HONDA	298.3	298.3	297.5	297.5	296.7	297.7	298.3
30 Takaaki NAKAGAMI	JPN	HONDA	297.5	297.5	296.7	295.0	292.6	295.9	297.5

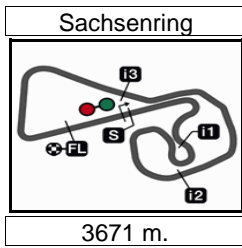
These data/results cannot be reproduced, stored and/or transmitted in whole or in part by any manner of electronic, mechanical, photocopying, recording, broadcasting or otherwise now known or herein after developed without the previous express consent by the copyright owner, except for reproduction in daily press and regular printed publications on sale to the public within 60 days of the event related to those data/results and always provided that copyright symbol appears together as follows below.

© DORNA, 2024

Official MotoGP Timing by **TISSOT**
www.motogp.com



Sachsenring, Saturday, July 06, 2024



Results and timing service provided by TISSOT

MotoGP™

LIQUI MOLY MOTORRAD GRAND PRIX DEUTSCHLAND

Qualifying Nr. 1

Chronological Analysis of Performances

19

* Lap / Sector time cancelled

T1 Time from finish line to 1st intermediate

T3 Time from 2nd intermed. to 3rd intermed.

P Crossing the finish line in pit lane

T2 Time from 1st intermed. to 2nd intermed.

T4 Time from 3rd intermediate to finish line

**Tyre data subject to further updates

Lap	Lap Time	T1	T2	T3	T4	Speed	Lap	Lap Time	T1	T2	T3	T4	Speed
1st	25	Raul FERNANDEZ		APRILIA		SPA	Run # 3	Front Tyre Slick-Medium		Rear Tyre Slick-Soft			
		Trackhouse Racing						New Tyre		New Tyre			
		Runs=2	Total laps=7	Full laps=3	Valid laps=3		7	2'50.334	22.329	23.730	19.721	20.748	
Run # 1	Front Tyre Slick-Hard	Rear Tyre Slick-Soft					8	1'25.876	20.401	24.565	19.492	21.418	301.6
	New Tyre	New Tyre											
1	2'52.524	18.755	23.538	19.222	21.053								
2	1'20.102	17.833	23.041	18.570	20.658	300.0							
3	1'23.428	17.788	23.239	20.745	21.656	299.1							
4	1'23.042 P	17.739	23.098	18.804	23.401	299.1							
Run # 2	Front Tyre Slick-Hard	Rear Tyre Slick-Soft											
	4 Laps at start	New Tyre											
5	3'51.563	18.194	23.414	19.077	21.195								
6	1'19.678	17.707	22.933	18.561	20.477	300.0							
7	1'24.940 P	18.960	23.992	19.055	22.933	298.3							
2nd	72	Marco BEZZECCHI		DUCATI		ITA	Run # 1	Front Tyre Slick-Hard		Rear Tyre Slick-Soft			
		Pertamina Enduro VR46 Racing Team						New Tyre		New Tyre			
		Runs=2	Total laps=9	Full laps=6	Valid laps=6								
Run # 1	Front Tyre Slick-Hard	Rear Tyre Slick-Soft											
	New Tyre	New Tyre											
1	1'38.246	18.676	24.350	19.873	21.593								
2	1'20.908	18.064	23.358	18.771	20.715	300.0							
3	1'20.497	17.853	23.207	18.803	20.634	301.6							
4	1'35.741 P	24.151	29.112	19.301	23.177	300.0							
Run # 2	Front Tyre Slick-Hard	Rear Tyre Slick-Soft											
	4 Laps at start	New Tyre											
5	3'51.488	18.135	29.882	20.101	21.602								
6	1'20.928	17.919	23.190	18.907	20.912	303.3							
7	1'20.115	17.692	23.057	18.693	20.673	302.5							
8	1'27.130	22.881	24.065	19.070	21.114	300.8							
9	1'20.382	17.701	23.198	18.825	20.658	300.8							
5th	37	Augusto FERNANDEZ		KTM		SPA	Run # 1	Front Tyre Slick-Medium		Rear Tyre Slick-Soft			
		Red Bull GASGAS Tech3						New Tyre		New Tyre			
		Runs=2	Total laps=9	Full laps=6	Valid laps=6								
Run # 1	Front Tyre Slick-Medium	Rear Tyre Slick-Soft											
	New Tyre	New Tyre											
1	1'37.448	19.080	24.530	19.828	21.169								
2	1'20.859	18.035	23.197	18.867	20.760	296.7							
3	1'20.419	17.870	23.110	18.778	20.661	300.0							
4	1'34.957 P	20.691	31.443	19.802	23.021	294.2							
Run # 2	Front Tyre Slick-Soft	Rear Tyre Slick-Soft											
	New Tyre	New Tyre											
5	3'55.795	19.053	25.357	20.125	22.776								
6	1'27.951	21.886	24.391	19.651	22.023	226.8							
7	1'27.979	17.827	23.187	18.871	28.094	298.3							
8	1'23.510	18.050	24.949	19.523	20.988	297.5							
9	1'24.858	18.126	26.170	19.541	21.021	299.1							
6th	43	Jack MILLER		KTM		AUS	Run # 1	Front Tyre Slick-Soft		Rear Tyre Slick-Soft			
		Red Bull KTM Factory Racing						New Tyre		New Tyre			
		Runs=2	Total laps=9	Full laps=6	Valid laps=6								
Run # 1	Front Tyre Slick-Soft	Rear Tyre Slick-Soft											
	New Tyre	New Tyre											
1	1'38.824	18.451	24.548	19.734	21.406								
2	1'20.566	17.793	23.221	18.800	20.752	305.0							

Fastest Lap: Raul FERNANDEZ Trackhouse Racing SPA 1'19.678 17.707 22.933 18.561 20.477

These data/results cannot be reproduced, stored and/or transmitted in whole or in part by any manner of electronic, mechanical, photocopying, recording, broadcasting or otherwise now known or herein after developed without the previous express consent by the copyright owner, except for reproduction in daily press and regular printed publications on sale to the public within 60 days of the event related to those data/results and always provided that copyright symbol appears together as follows below.
© DORNA, 2024



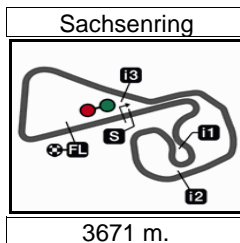
Qualifying Nr. 1

MotoGP

Lap	Lap Time	T1	T2	T3	T4	Speed	Lap	Lap Time	T1	T2	T3	T4	Speed						
3	1'20.775	17.861	23.244	18.936	20.734	301.6	6	1'32.414	25.563	25.854	19.887	21.110	287.2						
4	1'37.719 P	22.559	32.241	19.918	23.001	302.5	7	1'20.799	17.909	23.225	18.797	20.868	300.0						
Run # 2	Front Tyre	Slick-Soft	Rear Tyre	Slick-Soft															
	4 Laps at start				New Tyre														
5	3'51.254	18.387	33.223	20.472	21.940		8	1'28.107	20.925	25.468	20.293	21.421	294.2						
6	1'33.424	29.416	24.143	19.183	20.682	304.2	9	1'21.801	18.168	23.549	19.119	20.965	298.3						
7	1'20.696	17.770	23.151	19.074	20.701	301.6	10th 36 Joan MIR						HONDA	SPA					
8	1'20.515	17.678	23.239	18.813	20.785	301.6	Repsol Honda Team												
9	1'40.753	28.740	30.536	20.158	21.319	301.6	Runs=2 Total laps=9 Full laps=6 Valid laps=6												
7th 30 Takaaki NAKAGAMI	HONDA				JPN														
	IDEMITSU Honda LCR																		
	Runs=2 Total laps=9 Full laps=6 Valid laps=6																		
Run # 1	Front Tyre	Slick-Medium	Rear Tyre	Slick-Soft															
	New Tyre				New Tyre														
1	1'40.591	21.376	26.096	20.799	26.286		1	1'40.226	18.747	24.423	19.489	21.310							
2	1'22.561	18.719	23.740	19.189	20.913	284.2	2	1'21.609	18.041	23.492	19.102	20.974	297.5						
3	1'21.067	18.226	23.211	18.772	20.858	295.0	3	1'21.418	17.933	23.434	19.141	20.910	299.1						
4	1'23.559 P	18.153	23.315	18.789	23.302	297.5	4	1'33.342 P	21.610	28.288	19.886	23.558	295.8						
Run # 2	Front Tyre	Slick-Medium	Rear Tyre	Slick-Soft															
	4 Laps at start				New Tyre														
5	4'02.484	18.805	30.741	21.276	25.182		Run # 2	Front Tyre	Slick-Medium	Rear Tyre	Slick-Soft								
6	1'28.099	21.433	24.617	19.726	22.323	273.4		4 Laps at start				New Tyre							
7	1'21.901	18.243	23.484	19.111	21.063	292.6	5	3'51.547	18.197	31.302	20.191	21.793							
8	1'20.553	18.089	23.202	18.684	20.578	296.7	6	1'29.986	24.946	24.097	19.382	21.561	288.0						
9	1'20.741	17.970	23.197	18.797	20.777	297.5	7	1'21.162	17.930	23.377	18.938	20.917	299.1						
8th 10 Luca MARINI	HONDA				ITA														
	Repsol Honda Team																		
	Runs=2 Total laps=9 Full laps=6 Valid laps=6																		
Run # 1	Front Tyre	Slick-Hard	Rear Tyre	Slick-Soft															
	New Tyre				New Tyre														
1	1'39.325	18.391	24.486	19.632	21.722		8	1'30.439	24.845	25.071	19.395	21.128	298.3						
2	1'21.768	18.095	23.565	18.923	21.185	295.8	9	1'21.626	17.994	23.465	19.120	21.047	299.1						
3	1'26.484	21.444	24.934	19.229	20.877	298.3	11th 6 Stefan BRADL						HONDA	GER					
4	1'24.569 P	17.845	23.406	19.939	23.379	297.5	HRC Test Team												
Run # 2	Front Tyre	Slick-Hard	Rear Tyre	Slick-Soft															
	4 Laps at start				New Tyre														
5	3'57.490	18.189	32.110	20.654	22.591		Runs=2 Total laps=9 Full laps=6 Valid laps=6												
6	1'21.910	18.639	23.553	18.863	20.855	298.3	Run # 1	Front Tyre	Slick-Medium	Rear Tyre	Slick-Soft								
7	1'20.686	17.781	23.374	18.717	20.814	296.7		New Tyre				New Tyre							
8	1'20.565	17.790	23.233	18.748	20.794	297.5	1	1'38.531	21.643	25.200	20.167	23.959							
9	1'37.701	25.036	30.691	20.426	21.548	287.2	2	1'21.784	18.420	23.605	18.941	20.818	298.3						
9th 5 Johann ZARCO	HONDA				FRA														
	CASTROL Honda LCR																		
	Runs=2 Total laps=9 Full laps=6 Valid laps=6																		
Run # 1	Front Tyre	Slick-Medium	Rear Tyre	Slick-Soft															
	New Tyre				New Tyre														
1	1'39.912	18.400	24.368	19.627	21.522		3	1'27.431	18.033	23.571	18.985	26.842	301.6						
2	1'21.290	17.937	23.206	18.978	21.169	297.5	4	1'25.089 P	18.197	23.736	19.385	23.771	299.1						
3	1'21.013	18.065	23.282	18.918	20.748	300.0	Run # 2	Front Tyre	Slick-Medium	Rear Tyre	Slick-Soft								
4	1'26.755 P	18.170	27.062	19.118	22.405	300.0		4 Laps at start				New Tyre							
Run # 2	Front Tyre	Slick-Medium	Rear Tyre	Slick-Soft															
	4 Laps at start				New Tyre														
5	3'59.001	18.980	32.118	20.324	21.794		5	3'56.936	18.940	31.039	20.814	22.416							
12th 87 Remy GARDNER	YAMAHA				AUS														
	Monster Energy Yamaha MotoGP Team																		
	Runs=2 Total laps=9 Full laps=6 Valid laps=6																		
Run # 1	Front Tyre	Slick-Medium	Rear Tyre	Slick-Soft															
	New Tyre				New Tyre														
1	1'41.343	21.031	25.048	20.185	29.289		6	1'28.691	18.970	25.290	19.467	24.964	296.7						
2	1'22.587	18.152	23.743	19.124	21.568	297.5	7	1'22.080	18.369	23.587	18.942	21.182	293.4						
3	1'21.297	18.078	23.469	18.765	20.985	300.0	8	1'21.270	18.046	23.524	18.899	20.801	299.1						
4	1'25.126 P	18.069	23.515	19.299	24.243	299.1	9	1'41.047	27.708	29.783	22.397	21.159	299.1						
Run # 2	Front Tyre	Slick-Medium	Rear Tyre	Slick-Soft															
	4 Laps at start				New Tyre														
5	3'57.468	19.502	31.034	20.290	22.429		Fastest Lap: Raul FERNANDEZ						Trackhouse Racing	SPA	1'19.678	17.707	22.933	18.561	20.477
6	1'24.478	18.181	23.820	19.345	23.132	295.8	These data/results cannot be reproduced, stored and/or transmitted in whole or in part by any manner of electronic, mechanical, photocopying, recording, broadcasting or otherwise now known or herein after developed without the previous express consent by the copyright owner, except for reproduction in daily press and regular printed publications on sale to the public within 60 days of the event related to those data/results and always provided that copyright symbol appears together as follows below.												
7	1'29.608	17.996	23.483	21.688	26.441	300.0	© DORNA, 2024												
8	1'21.574	18.006	23.556	18.922	21.090	300.0	Official MotoGP Timing by TISSOT												
9	1'34.145	18.267	30.520	23.577	21.781	297.5	www.motogp.com												

Official MotoGP Timing by TISSOT
www.motogp.com





Results and timing service provided by **TISSOT**

MotoGP™

LIQUI MOLY MOTORRAD GRAND PRIX DEUTSCHLAND

After the Qualifying Nr. 1

Event Best Maximum Speed



<i>Rider</i>	<i>Nation Team</i>	<i>Motorcycle</i>	<i>Km/h</i>
31 Pedro ACOSTA	SPA Red Bull GASGAS Tech3	KTM	306.8 Practice
1 Francesco BAGNAIA	ITA Ducati Lenovo Team	DUCATI	305.9 Practice
23 Enea BASTIANINI	ITA Ducati Lenovo Team	DUCATI	305.9 Practice
43 Jack MILLER	AUS Red Bull KTM Factory Racing	KTM	305.0 Qualifying Nr. 1
89 Jorge MARTIN	SPA Prima Pramac Racing	DUCATI	305.0 Practice
33 Brad BINDER	RSA Red Bull KTM Factory Racing	KTM	305.0 Practice
88 Miguel OLIVEIRA	POR Trackhouse Racing	APRILIA	304.2 Practice
21 Franco MORBIDELLI	ITA Prima Pramac Racing	DUCATI	304.2 Practice
72 Marco BEZZECCHI	ITA Pertamina Enduro VR46 Racing T	DUCATI	304.2 Practice
20 Fabio QUARTARARO	FRA Monster Energy Yamaha MotoGP	YAMAHA	303.3 Practice
12 Maverick VIÑALES	SPA Aprilia Racing	APRILIA	302.5 Practice
6 Stefan BRADL	GER HRC Test Team	HONDA	301.6 Qualifying Nr. 1
87 Remy GARDNER	AUS Monster Energy Yamaha MotoGP	YAMAHA	301.6 Practice
25 Raul FERNANDEZ	SPA Trackhouse Racing	APRILIA	301.6 Practice
93 Marc MARQUEZ	SPA Gresini Racing MotoGP	DUCATI	301.6 Qualifying Nr. 1
5 Johann ZARCO	FRA CASTROL Honda LCR	HONDA	300.8 Practice
37 Augusto FERNANDEZ	SPA Red Bull GASGAS Tech3	KTM	300.0 Qualifying Nr. 1
10 Luca MARINI	ITA Repsol Honda Team	HONDA	300.0 Practice
36 Joan MIR	SPA Repsol Honda Team	HONDA	300.0 Practice
49 Fabio DI GIANNANTONIO	ITA Pertamina Enduro VR46 Racing T	DUCATI	300.0 Practice
73 Alex MARQUEZ	SPA Gresini Racing MotoGP	DUCATI	300.0 Practice
30 Takaaki NAKAGAMI	JPN IDEMITSU Honda LCR	HONDA	298.3 Practice
41 Aleix ESPARGARO	SPA Aprilia Racing	APRILIA	252.9 Free Practice Nr. 1

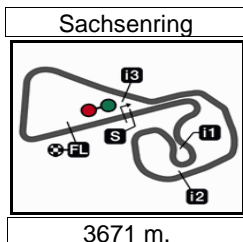
These data/results cannot be reproduced, stored and/or transmitted in whole or in part by any manner of electronic, mechanical, photocopying, recording, broadcasting or otherwise now known or herein after developed without the previous express consent by the copyright owner, except for reproduction in daily press and regular printed publications on sale to the public within 60 days of the event related to those data/results and always provided that copyright symbol appears together as follows below.

© DORNA, 2024

Official MotoGP Timing by TISSOT
www.motogp.com



Sachsenring, Saturday, July 06, 2024



Results and timing service provided by **TISSOT**

LIQUI MOLY MOTORRAD GRAND PRIX DEUTSCHLAND

Qualifying Nr. 1

Best Partial Times

MotoGP™

IT Ideal Lap Time, sum of the best partial times

BT Best Lap Time


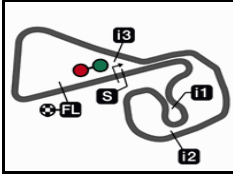
<i>T1</i>		<i>T2</i>		<i>T3</i>		<i>T4</i>				<i>IT</i>	<i>BT</i>	
<i>Pos</i>	<i>Rider</i>	<i>Time</i>	<i>Rider</i>	<i>Time</i>	<i>Rider</i>	<i>Time</i>	<i>Rider</i>	<i>Time</i>	<i>Pos</i>	<i>Rider</i>		
1	J.MILLER	17.678	R.FERNANDEZ	22.933	R.FERNANDEZ	18.561	R.FERNANDEZ	20.477	1	R.FERNANDEZ	1'19.678	1'19.678 (1)
2	F.QUARTARARO	17.683	M.BEZZECCHI	23.057	T.NAKAGAMI	18.684	M.MARQUEZ	20.559	2	M.BEZZECCHI	1'20.076	1'20.115 (2)
3	M.BEZZECCHI	17.692	F.QUARTARARO	23.067	M.BEZZECCHI	18.693	T.NAKAGAMI	20.578	3	F.QUARTARARO	1'20.179	1'20.310 (4)
4	R.FERNANDEZ	17.707	A.FERNANDEZ	23.110	L.MARINI	18.717	M.BEZZECCHI	20.634	4	M.MARQUEZ	1'20.263	1'20.263 (3)
5	L.MARINI	17.781	M.MARQUEZ	23.139	M.MARQUEZ	18.727	A.FERNANDEZ	20.661	5	J.MILLER	1'20.311	1'20.515 (6)
6	A.FERNANDEZ	17.827	J.MILLER	23.151	F.QUARTARARO	18.754	F.QUARTARARO	20.675	6	A.FERNANDEZ	1'20.376	1'20.419 (5)
7	M.MARQUEZ	17.838	T.NAKAGAMI	23.197	R.GARDNER	18.765	J.MILLER	20.682	7	T.NAKAGAMI	1'20.429	1'20.553 (7)
8	J.ZARCO	17.909	J.ZARCO	23.206	A.FERNANDEZ	18.778	J.ZARCO	20.748	8	L.MARINI	1'20.525	1'20.565 (8)
9	J.MIR	17.930	L.MARINI	23.233	J.ZARCO	18.797	L.MARINI	20.794	9	J.ZARCO	1'20.660	1'20.799 (9)
10	T.NAKAGAMI	17.970	J.MIR	23.377	J.MILLER	18.800	S.BRADL	20.801	10	J.MIR	1'21.155	1'21.162 (10)
11	R.GARDNER	17.996	R.GARDNER	23.469	S.BRADL	18.899	J.MIR	20.910	11	R.GARDNER	1'21.215	1'21.297 (12)
12	S.BRADL	18.033	S.BRADL	23.524	J.MIR	18.938	R.GARDNER	20.985	12	S.BRADL	1'21.257	1'21.270 (11)

These data/results cannot be reproduced, stored and/or transmitted in whole or in part by any manner of electronic, mechanical, photocopying, recording, broadcasting or otherwise now known or herein after developed without the previous express consent by the copyright owner, except for reproduction in daily press and regular printed publications on sale to the public within 60 days of the event related to those data/results and always provided that copyright symbol appears together as follows below.
© DORNA, 2024


Official MotoGP Timing by **TISSOT**
www.motogp.com



Sachsenring

Results and timing service provided by **MotoGP™****LIQUI MOLY MOTORRAD GRAND PRIX DEUTSCHLAND****Qualifying Nr. 1****Fastest Laps Sequence**

3671 m.

<i>Practice Time</i>	 <i>Rider</i>	<i>Nation</i>	<i>Motorcycle</i>	<i>Time</i>	<i>Km/h</i>	<i>Rider's Lap</i>
2'57.732	93 Marc MARQUEZ	SPA	DUCATI	1'20.584	163.9	2
2'59.390	43 Jack MILLER	AUS	KTM	1'20.566	164.0	2
4'12.626	25 Raul FERNANDEZ	SPA	APRILIA	1'20.102	164.9	2
12'10.337	25 Raul FERNANDEZ	SPA	APRILIA	1'19.678	165.8	6

These data/results cannot be reproduced, stored and/or transmitted in whole or in part by any manner of electronic, mechanical, photocopying, recording, broadcasting or otherwise now known or herein after developed without the previous express consent by the copyright owner, except for reproduction in daily press and regular printed publications on sale to the public within 60 days of the event related to those data/results and always provided that copyright symbol appears together as follows below.

© DORNA, 2024

Official MotoGP Timing by **TISSOT**
www.motogp.com



Sachsenring, Saturday, July 06, 2024