


3671 m.

## LIQUI MOLY MOTORRAD GRAND PRIX DEUTSCHLAND

## Practice Nr. 2

## Classification

10

	Rider	Nation	Team	Motorcycle	Time	Lap	Total	Gap	Top Speed
1	31 Adrian FERNANDEZ	SPA	Leopard Racing	HONDA	<b>1'25.053</b>	14	18		<b>212.1</b>
2	58 Luca LUNETTA	ITA	SIC58 Squadra Corse	HONDA	<b>1'25.231</b>	13	16	0.178 0.178	<b>212.1</b>
3	36 Angel PIQUERAS	SPA	Leopard Racing	HONDA	<b>1'25.250</b>	11	15	0.197 0.019	<b>213.0</b>
4	95 Collin VEIJER	NED	Liqui Moly Husqvarna Intact GP	HUSQVARNA	<b>1'25.286</b>	6	15	0.233 0.036	<b>212.5</b>
5	80 David ALONSO	COL	CFMOTO Gaviota Aspar Team	CFMOTO	<b>1'25.333</b>	18	19	0.280 0.047	<b>210.5</b>
6	99 Jose Antonio RUEDA	SPA	Red Bull KTM Ajo	KTM	<b>1'25.372</b>	3	16	0.319 0.039	<b>212.5</b>
7	24 Tatsuki SUZUKI	JPN	Liqui Moly Husqvarna Intact GP	HUSQVARNA	<b>1'25.403</b>	12	16	0.350 0.031	<b>213.4</b>
8	12 Jacob ROULSTONE	AUS	Red Bull GASGAS Tech3	GASGAS	<b>1'25.512</b>	14	15	0.459 0.109	<b>212.5</b>
9	64 David MUÑOZ	SPA	BOE Motorsports	KTM	<b>1'25.549</b>	13	14	0.496 0.037	<b>213.0</b>
10	6 Ryusei YAMANAKA	JPN	MT Helmets - MSI	KTM	<b>1'25.573</b>	12	16	0.520 0.024	<b>213.8</b>
11	78 Joel ESTEBAN	SPA	CFMOTO Gaviota Aspar Team	CFMOTO	<b>1'25.653</b>	12	16	0.600 0.080	<b>213.4</b>
12	66 Joel KELSO	AUS	BOE Motorsports	KTM	<b>1'25.653</b>	17	18	0.600	<b>209.3</b>
13	18 Matteo BERTELLE	ITA	Kopron Rivacold Snipers Team	HONDA	<b>1'25.752</b>	14	17	0.699 0.099	<b>213.0</b>
14	72 Taiyo FURUSATO	JPN	Honda Team Asia	HONDA	<b>1'25.758</b>	13	14	0.705 0.006	<b>210.5</b>
15	19 Scott OGDEN	GBR	MLav Racing	HONDA	<b>1'25.763</b>	15	16	0.710 0.005	<b>210.5</b>
16	48 Ivan ORTOLA	SPA	MT Helmets - MSI	KTM	<b>1'25.800</b>	10	13	0.747 0.037	<b>210.1</b>
17	85 Xabi ZURUTUZA	SPA	Red Bull KTM Ajo	KTM	<b>1'25.883</b>	13	17	0.830 0.083	<b>214.2</b>
18	10 Nicola CARRARO	ITA	LEVELUP - MTA	KTM	<b>1'25.984</b>	12	16	0.931 0.101	<b>212.5</b>
19	82 Stefano NEPA	ITA	LEVELUP - MTA	KTM	<b>1'26.007</b>	6	16	0.954 0.023	<b>213.0</b>
20	96 Daniel HOLGADO	SPA	Red Bull GASGAS Tech3	GASGAS	<b>1'26.015</b>	6	11	0.962 0.008	<b>212.1</b>
21	54 Riccardo ROSSI	ITA	CIP Green Power	KTM	<b>1'26.096</b>	12	15	1.043 0.081	<b>213.0</b>
22	70 Joshua WHATLEY	GBR	MLav Racing	HONDA	<b>1'26.261</b>	12	13	1.208 0.165	<b>210.1</b>
23	7 Filippo FARIOLI	ITA	SIC58 Squadra Corse	HONDA	<b>1'26.460</b>	5	15	1.407 0.199	<b>211.7</b>
24	22 David ALMANSA	SPA	Kopron Rivacold Snipers Team	HONDA	<b>1'26.515</b>	14	15	1.462 0.055	<b>211.3</b>
25	5 Tatchakorn BUASRI	THA	Honda Team Asia	HONDA	<b>1'26.838</b>	12	15	1.785 0.323	<b>212.1</b>
26	55 Noah DETTWILER	SWI	CIP Green Power	KTM	<b>1'26.845</b>	12	16	1.792 0.007	<b>210.1</b>

Practice condition: Dry

Air: 22°

Humidity: 55%

Ground: 24°

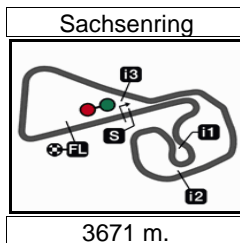
<b>Fastest Lap:</b>	Lap: 14	<b>Adrian FERNANDEZ</b>	<b>1'25.053</b>	155.3 Km/h
<b>Best Race Lap:</b>	2023	<b>Daniel HOLGADO</b>	<b>1'25.694</b>	154.2 Km/h
<b>All-Time Lap Record:</b>	2024	<b>Adrian FERNANDEZ</b>	<b>1'25.053</b>	155.3 Km/h

The results are provisional until the end of the limit for protest and appeals.

Time limit for protest expires 60' after publication of the results - ..... Time: .....

These data/results cannot be reproduced, stored and/or transmitted in whole or in part by any manner of electronic, mechanical, photocopying, recording, broadcasting or otherwise now known or herein after developed without the previous express consent by the copyright owner, except for reproduction in daily press and regular printed publications on sale to the public within 60 days of the event related to those data/results and always provided that copyright symbol appears together as follows below.

© DORNA, 2024



Results and timing service provided by TISSOT

Moto3™

LIQUI MOLY MOTORRAD GRAND PRIX DEUTSCHLAND

Practice Nr. 2

Combined Practice Times

11

	Rider	Nation	Team	MOTORCYCLE	P1	P2	Gap
1	31 A.FERNANDEZ	SPA	Leopard Racing	HONDA	1'25.678 19	<b>1'25.053</b> 14	
2	58 L.LUNETTA	ITA	SIC58 Squadra Corse	HONDA	1'25.842 14	<b>1'25.231</b> 13	0.178 0.178
3	36 A.PIQUERAS	SPA	Leopard Racing	HONDA	1'25.398 17	<b>1'25.250</b> 11	0.197 0.019
4	82 S.NEPA	ITA	LEVELUP - MTA	KTM	<b>1'25.283</b> 13	1'26.007 6	0.230 0.033
5	95 C.VEIJER	NED	Liqui Moly Husqvarna Intact GP	HUSQVARNA	1'25.379 16	<b>1'25.286</b> 6	0.233 0.003
6	48 I.ORTOLA	SPA	MT Helmets - MSI	KTM	<b>1'25.314</b> 13	1'25.800 10	0.261 0.028
7	80 D.ALONSO	COL	CFMOTO Gaviota Aspar Team	CFMOTO	1'25.347 8	<b>1'25.333</b> 18	0.280 0.019
8	99 J.RUEDA	SPA	Red Bull KTM Ajo	KTM	1'25.695 16	<b>1'25.372</b> 3	0.319 0.039
9	24 T.SUZUKI	JPN	Liqui Moly Husqvarna Intact GP	HUSQVARNA	1'25.923 13	<b>1'25.403</b> 12	0.350 0.031
10	12 J.ROULSTONE	AUS	Red Bull GASGAS Tech3	GASGAS	1'25.956 13	<b>1'25.512</b> 14	0.459 0.109
11	64 D.MUÑOZ	SPA	BOE Motorsports	KTM	1'25.732 12	<b>1'25.549</b> 13	0.496 0.037
12	6 R.YAMANAKA	JPN	MT Helmets - MSI	KTM	1'25.726 15	<b>1'25.573</b> 12	0.520 0.024
13	72 T.FURUSATO	JPN	Honda Team Asia	HONDA	<b>1'25.589</b> 12	1'25.758 13	0.536 0.016
14	66 J.KELSO	AUS	BOE Motorsports	KTM	1'25.850 15	<b>1'25.653</b> 17	0.600 0.064
15	78 J.ESTEBAN	SPA	CFMOTO Gaviota Aspar Team	CFMOTO	1'26.233 17	<b>1'25.653</b> 12	0.600
16	96 D.HOLGADO	SPA	Red Bull GASGAS Tech3	GASGAS	<b>1'25.741</b> 16	1'26.015 6	0.688 0.088
17	18 M.BERTELLE	ITA	Kopron Rivacold Snipers Team	HONDA	1'25.864 17	<b>1'25.752</b> 14	0.699 0.011
18	19 S.OGDEN	GBR	MLav Racing	HONDA	1'25.899 11	<b>1'25.763</b> 15	0.710 0.011
19	85 X.ZURUTUZA	SPA	Red Bull KTM Ajo	KTM	1'28.186 8	<b>1'25.883</b> 13	0.830 0.120
20	10 N.CARRARO	ITA	LEVELUP - MTA	KTM	1'26.345 18	<b>1'25.984</b> 12	0.931 0.101
21	54 R.ROSSI	ITA	CIP Green Power	KTM	1'26.384 12	<b>1'26.096</b> 12	1.043 0.112
22	70 J.WHATLEY	GBR	MLav Racing	HONDA	<b>1'26.231</b> 15	1'26.261 12	1.178 0.135
23	7 F.FARIOLI	ITA	SIC58 Squadra Corse	HONDA	<b>1'26.335</b> 14	1'26.460 5	1.282 0.104
24	22 D.ALMANSA	SPA	Kopron Rivacold Snipers Team	HONDA	1'27.744 2	<b>1'26.515</b> 14	1.462 0.180
25	5 T.BUASRI	THA	Honda Team Asia	HONDA	1'27.620 12	<b>1'26.838</b> 12	1.785 0.323
26	55 N.DETTWILER	SWI	CIP Green Power	KTM	1'27.912 11	<b>1'26.845</b> 12	1.792 0.007

<b>Pole Position Record:</b>	2023	<b>Ayumu SASAKI</b>	<b>1'25.130</b>	155.2 Km/h
<b>Best Race Lap:</b>	2023	<b>Daniel HOLGADO</b>	<b>1'25.694</b>	154.2 Km/h
<b>All Time Lap Record:</b>	2024	<b>Adrian FERNANDEZ</b>	<b>1'25.053</b>	155.3 Km/h

The results are provisional until the end of the limit for protest and appeals.

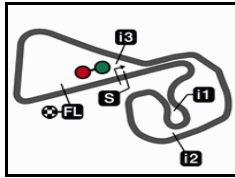
Time limit for protest expires 60' after publication of the results - ..... Time: .....

These data/results cannot be reproduced, stored and/or transmitted in whole or in part by any manner of electronic, mechanical, photocopying, recording, broadcasting or otherwise now known or herein after developed without the previous express consent by the copyright owner, except for reproduction in daily press and regular printed publications on sale to the public within 60 days of the event related to those data/results and always provided that copyright symbol appears together as follows below.  
© DORNA, 2024

Official MotoGP Timing by TISSOT  
www.motogp.com

Sachsenring, Saturday, July 06, 2024





3671 m.

## LIQUI MOLY MOTORRAD GRAND PRIX DEUTSCHLAND

## Practice Nr. 2

## Top Speed &amp; Average

12



Rider	Nation	Motorcycle	Top 5 speeds					Average	Top
85 Xabi ZURUTUZA	SPA	KTM	214.2	212.5	211.7	211.3	211.3	212.2	214.2
6 Ryusei YAMANAKA	JPN	KTM	213.8	210.9	210.5	210.5	210.1	211.2	213.8
24 Tatsuki SUZUKI	JPN	HUSQVARNA	213.4	210.9	210.5	209.7	209.7	210.8	213.4
78 Joel ESTEBAN	SPA	CFMOTO	213.4	212.5	212.1	211.7	211.3	212.2	213.4
18 Matteo BERTELLE	ITA	HONDA	213.0	212.1	211.3	211.3	211.3	211.8	213.0
36 Angel PIQUERAS	SPA	HONDA	213.0	212.1	212.1	211.3	210.9	211.9	213.0
54 Riccardo ROSSI	ITA	KTM	213.0	212.1	211.7	211.3	210.5	211.2	213.0
64 David MUÑOZ	SPA	KTM	213.0	212.5	212.1	212.1	211.3	212.2	213.0
82 Stefano NEPA	ITA	KTM	213.0	211.7	211.7	211.3	211.3	211.8	213.0
10 Nicola CARRARO	ITA	KTM	212.5	212.5	212.1	211.7	211.7	212.1	212.5
12 Jacob ROULSTONE	AUS	GASGAS	212.5	210.9	210.5	210.5	210.5	211.0	212.5
95 Collin VEIJER	NED	HUSQVARNA	212.5	210.9	210.5	210.1	210.1	210.8	212.5
99 Jose Antonio RUEDA	SPA	KTM	212.5	212.1	210.9	210.9	210.5	211.2	212.5
5 Tatchakorn BUASRI	THA	HONDA	212.1	210.5	210.1	209.7	209.3	210.2	212.1
31 Adrian FERNANDEZ	SPA	HONDA	212.1	211.7	211.3	210.1	209.7	211.0	212.1
58 Luca LUNETTA	ITA	HONDA	212.1	211.3	210.9	210.9	209.3	210.6	212.1
96 Daniel HOLGADO	SPA	GASGAS	212.1	211.7	211.3	210.5	208.8	210.9	212.1
7 Filippo FARIOLI	ITA	HONDA	211.7	210.1	210.1	209.7	209.3	210.2	211.7
22 David ALMANSA	SPA	HONDA	211.3	210.5	210.1	210.1	210.1	210.4	211.3
19 Scott OGDEN	GBR	HONDA	210.5	210.1	209.3	209.3	209.3	209.7	210.5
72 Taiyo FURUSATO	JPN	HONDA	210.5	210.5	209.7	209.3	208.8	209.5	210.5
80 David ALONSO	COL	CFMOTO	210.5	210.5	210.1	210.1	210.1	210.2	210.5
48 Ivan ORTOLA	SPA	KTM	210.1	210.1	209.3	208.8	208.8	209.4	210.1
55 Noah DETTWILER	SWI	KTM	210.1	208.4	207.6	207.2	207.2	208.1	210.1
70 Joshua WHATLEY	GBR	HONDA	210.1	209.7	208.4	208.4	207.6	208.8	210.1
66 Joel KELSO	AUS	KTM	209.3	208.8	208.8	208.4	208.4	208.7	209.3

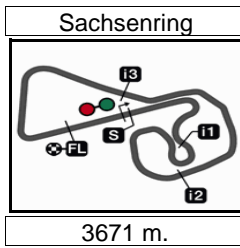
These data/results cannot be reproduced, stored and/or transmitted in whole or in part by any manner of electronic, mechanical, photocopying, recording, broadcasting or otherwise now known or herein after developed without the previous express consent by the copyright owner, except for reproduction in daily press and regular printed publications on sale to the public within 60 days of the event related to those data/results and always provided that copyright symbol appears together as follows below.

© DORNA, 2024

Official MotoGP Timing by TISSOT  
www.motogp.com



Sachsenring, Saturday, July 06, 2024



Results and timing service provided by TISSOT

Moto3™

LIQUI MOLY MOTORRAD GRAND PRIX DEUTSCHLAND

Practice Nr. 2

Chronological Analysis of Performances

13

\* Lap / Sector time cancelled      T1 Time from finish line to 1st intermediate      T3 Time from 2nd intermed. to 3rd intermed.  
P Crossing the finish line in pit lane      T2 Time from 1st intermed. to 2nd intermed.      T4 Time from 3rd intermediate to finish line

Lap	Lap Time	T1	T2	T3	T4	Speed	Lap	Lap Time	T1	T2	T3	T4	Speed							
<b>1st 31 Adrian FERNANDEZ</b> Leopard Racing SPA Runs=2 Total laps=18 Full laps=15 Valid laps=12							5	1'31.267	20.215	24.025	21.704	25.323	210.1	6	1'26.337	20.002	23.742	19.912	22.681	213.0
1	2'07.249	20.599	24.635	20.151	22.850		7	1'26.541	20.108	23.741	19.794	22.898	212.1	8	1'26.469	20.015	23.662	20.063	22.729	212.1
2	1'26.158	20.171	23.710	19.677	22.600	210.1	9	1'31.445 P	20.168	24.647	20.691	25.939	211.3	10	10'06.550	26.600	25.829	20.224	22.949	
3	1'25.909	20.072	23.587	19.688	22.562	209.7	11	1'25.250	19.915	23.315	19.651	22.369	210.5	12	1'25.458	19.896	23.319	19.736	22.507	210.1
4	1'26.086	19.991	23.712	19.766	22.617	212.1	13	1'26.803 *	20.15 *	23.724	20.201	22.721	209.3	14	1'27.096	20.084	23.818	20.277	22.917	208.8
5	1'26.499 *	20.017	23.596	20.002*	22.884	211.7	15	1'28.220 *	20.144	24.382*	20.372	23.322	209.3							
6	1'26.122	19.989	23.574	19.738	22.821	211.3								<b>4th 95 Collin VEIJER</b> Liqui Moly Husqvarna NED Runs=2 Total laps=15 Full laps=12 Valid laps=9						
7	1'26.059	20.060	23.636	19.769	22.594	207.2	1	2'41.814	20.383	25.109	20.706	22.960		2	1'26.127	20.337	23.729	19.636	22.425	209.3
8	1'26.164	20.058	23.623	19.800	22.683	207.6	3	1'25.534	20.087	23.602	19.562	22.283	208.8	4	1'25.317	19.916	23.538	19.500	22.363	212.5
9	1'26.391	20.122	23.676	19.922	22.671	207.6	5	1'27.304	19.974	23.654	20.304	23.372	210.9	6	1'25.286	19.915	23.523	19.392	22.456	210.5
10	1'26.240	20.054	23.652	19.860	22.674	207.6	7	1'25.811	20.010	23.619	19.701	22.481	210.1	8	1'25.950	19.993	23.705	19.720	22.532	210.1
11	1'26.551	20.054	23.753	19.973	22.771	208.4	9	1'26.039	19.995	23.662	19.821	22.561	209.3	10	1'28.160 P	20.115	23.734	19.826	24.485	209.3
12	1'30.913 P	20.150	23.786	20.195*	26.782	207.6	11	9'18.904	18.376	23.925	19.814	22.616		12	1'26.583 *	19.920	23.544	20.674*	22.445	208.8
13	5'50.569	23.047	25.991	20.206	22.843		13	1'29.516 *	21.24*	25.461	20.262	22.547	208.8	14	1'27.270	19.920	23.535	19.718	24.097	208.4
14	1'25.053	19.901	23.234	19.523	22.395	208.0	15	1'31.395 *	20.010	26.320*	20.893	24.172	208.8							
15	1'25.241	19.924	23.363	19.525	22.429	207.6								<b>5th 80 David ALONSO</b> CFMOTO Gaviota As COL Runs=2 Total laps=19 Full laps=16 Valid laps=14						
16	1'25.391 *	19.96 *	23.387	19.567	22.476	207.2	1	1'34.492	18.823	24.187	19.882	22.652		2	1'26.105	20.153	23.724	19.659	22.569	210.1
17	1'25.510	19.877	23.446	19.621	22.566	208.0	3	1'28.090	20.519	24.828	20.144	22.599	209.7	4	1'25.904	19.999	23.709	19.712	22.484	210.1
18	1'27.247 *	20.077	24.280*	19.827	23.063	208.4	5	1'25.956	20.024	23.757	19.733	22.442	209.3	6	1'25.868	19.910	23.798	19.725	22.435	209.7
							<b>2nd 58 Luca LUNETTA</b> SIC58 Squadra Corse ITA Runs=2 Total laps=16 Full laps=13 Valid laps=12													
1	1'35.466	18.856	24.257	20.096	22.751		7	1'26.191	19.948	23.721	19.793	22.729	208.0	8	1'25.935	19.956	23.803	19.721	22.455	209.3
2	1'27.035	20.374	23.974	19.891	22.796	208.4	9	1'33.601	20.522	25.329	24.195	23.555	206.5	10	1'26.055	19.966	23.821	19.806	22.462	208.8
3	1'26.677	20.214	23.888	19.927	22.648	208.8	11	1'30.812 P	20.491	24.356	20.162	25.803	207.6	12	1'25.744	19.899	23.690	19.692	22.463	209.7
4	1'26.119	20.111	23.617	19.787	22.604	211.3	13	9'08.812	45.298	24.894	19.801	34.851		13	1'25.535	19.876	23.638	19.662	22.359	210.1
5	1'25.967	20.035	23.622	19.822	22.488	208.0	14	1'33.666	20.553	24.881	20.432	27.800	206.8	14	1'25.676	19.847	23.644	19.744	22.441	209.3
6	1'25.909	20.027	23.630	19.722	22.530	208.8	15	1'25.701	19.982	23.618	19.627	22.474	212.1	15	1'25.548	19.895	23.659	19.628	22.366	209.3
7	1'26.191	19.948	23.721	19.793	22.729	208.0	16	1'25.231	19.878	23.397	19.414	22.542	210.9	16	1'25.588	19.850	23.622	19.680	22.436	209.7
8	1'25.909	20.027	23.630	19.722	22.530	208.8	17	1'36.541 *	25.31*	25.910	22.354	22.961	209.3	17	1'25.917	19.827	23.967	19.762	22.361	210.1
9	1'26.191	19.948	23.721	19.793	22.729	208.0	18	1'25.904	19.996	23.573	19.700	22.635	210.9							
10	1'25.909	20.027	23.630	19.722	22.530	208.8								<b>3rd 36 Angel PIQUERAS</b> Leopard Racing SPA Runs=2 Total laps=15 Full laps=12 Valid laps=10						
11	1'26.191	19.948	23.721	19.793	22.729	208.0	1	2'01.472	27.250	26.417	21.659	24.007		2	1'29.074	22.065	24.084	20.104	22.821	206.8
12	1'25.909	20.027	23.630	19.722	22.530	208.8	3	1'29.074	22.065	24.084	20.104	22.821	206.8	3	1'25.990	20.200	23.588	19.731	22.471	210.1
13	1'26.191	19.948	23.721	19.793	22.729	208.0	4	1'27.241	20.149	24.016	20.122	22.954	209.3	4	1'26.258	20.183	23.676	19.851	22.548	210.9
14	1'25.909	20.027	23.630	19.722	22.530	208.8								<b>Fastest Lap:</b> Adrian FERNANDEZ Leopard Racing SPA 1'25.053 19.901 23.234 19.523 22.395						
15	1'25.909	20.027	23.630	19.722	22.530	208.8	<p>These data/results cannot be reproduced, stored and/or transmitted in whole or in part by any manner of electronic, mechanical, photocopying, recording, broadcasting or otherwise now known or herein after developed without the previous express consent by the copyright owner, except for reproduction in daily press and regular printed publications on sale to the public within 60 days of the event related to those data/results and always provided that copyright symbol appears together as follows below. © DORNA, 2024</p>													

**Fastest Lap:** Adrian FERNANDEZ Leopard Racing SPA 1'25.053 19.901 23.234 19.523 22.395

These data/results cannot be reproduced, stored and/or transmitted in whole or in part by any manner of electronic, mechanical, photocopying, recording, broadcasting or otherwise now known or herein after developed without the previous express consent by the copyright owner, except for reproduction in daily press and regular printed publications on sale to the public within 60 days of the event related to those data/results and always provided that copyright symbol appears together as follows below.  
© DORNA, 2024



## Practice Nr. 2

## Moto3

Lap	Lap Time		T1	T2	T3	T4	Speed	Lap	Lap Time		T1	T2	T3	T4	Speed
15	1'25.651	P	19.860	23.743	19.654	22.394	209.7	11	9'25.671		21.520	25.066	20.238	22.879	
16	4'33.358		20.119	23.753	19.733	22.217		12	1'25.771		20.038	23.489	19.676	22.568	210.5
17	1'25.586	*	19.85*	23.724	19.714	22.297	210.5	13	1'35.471		24.065	27.926	20.572	22.908	208.0
18	1'25.333		19.876	23.601	19.574	22.282	210.1	14	1'25.512		20.135	23.498	19.478	22.401	209.7
19	1'26.136	*	19.816	24.076*	19.679	22.565	210.5	15	1'29.010	*	20.067	25.327*	20.434	23.182	210.5

**6th** **99** **Jose Antonio RUED** Red Bull KTM Ajo SPA  
Runs=2 Total laps=16 Full laps=13 Valid laps=12

1	2'08.076		20.856	24.504	20.121	22.819	
2	1'25.738		20.069	23.577	19.626	22.466	210.5
3	1'25.372		19.959	23.415	19.614	22.384	210.9
4	1'25.746		19.936	23.561	19.646	22.603	212.1
5	1'26.321		19.908	23.428	20.157	22.828	210.9
6	1'26.880		20.018	23.675	19.781	23.406	209.7
7	1'26.493		20.177	23.787	19.801	22.728	208.8
8	1'27.080		20.025	23.914	20.096	23.045	209.7
9	1'26.713		20.325	23.872	19.893	22.623	212.5
10	1'26.356		20.058	23.754	19.863	22.681	210.5
11	1'28.098	P	20.055	23.898	19.927	24.218	209.3
12	7'58.397		18.991	24.142	19.896	22.559	
13	1'31.749		20.127	23.757	19.760	28.105	208.4
14	1'29.357		22.025	24.547	20.276	22.509	207.2
15	1'25.638		20.016	23.549	19.621	22.452	208.8
16	1'27.865	*	20.017	25.157*	19.948	22.743	209.7

**7th** **24** **Tatsuki SUZUKI** Liqui Moly Husqvarna JPN  
Runs=2 Total laps=16 Full laps=13 Valid laps=12

1	1'40.048		20.221	24.328	20.240	23.101	
2	1'27.821		20.145	24.239	20.426	23.011	209.7
3	1'26.796		20.136	23.903	19.873	22.884	209.7
4	1'26.619		20.069	23.871	19.811	22.868	209.3
5	1'26.603		20.167	23.856	19.740	22.840	207.2
6	1'26.615		20.059	23.814	19.782	22.960	209.3
7	1'39.627		22.759	27.531	24.875	24.462	208.4
8	1'26.610		20.039	23.855	19.838	22.878	208.8
9	1'31.922		20.072	27.070	20.943	23.837	208.4
10	1'30.526	P	20.117	24.156	19.992	26.261	207.6
11	8'58.534		31.964	26.448	20.967	33.021	
12	1'25.403		19.968	23.296	19.534	22.605	210.9
13	1'25.534		19.911	23.444	19.617	22.562	207.6
14	1'32.933	*	20.33*	29.840	20.039	22.717	210.5
15	1'26.417		19.876	23.758	19.957	22.826	213.4
16	1'38.235		25.556	26.365	21.343	24.971	208.8

**8th** **12** **Jacob ROULSTONE** Red Bull GASGAS Te AUS  
Runs=2 Total laps=15 Full laps=12 Valid laps=11

1	2'02.413		25.392	25.614	21.863	24.202	
2	1'27.499		20.495	24.133	20.044	22.827	210.5
3	1'26.562		20.349	23.848	19.805	22.560	207.6
4	1'26.640		20.427	23.774	19.747	22.692	210.1
5	1'27.800		20.268	23.774	20.632	23.126	210.9
6	1'27.273		20.253	24.013	19.855	23.152	208.4
7	1'26.943		20.438	23.872	19.869	22.764	208.0
8	1'26.280		20.082	23.720	19.788	22.690	212.5
9	1'26.924		20.209	23.874	20.069	22.772	210.1
10	1'28.080	P	20.337	23.943	19.927	23.873	208.8

**9th** **64** **David MUÑOZ** BOE Motorsports SPA  
Runs=2 Total laps=14 Full laps=11 Valid laps=10

1	2'08.460		19.106	24.360	19.913	23.093	
2	1'26.030		20.196	23.803	19.639	22.392	212.1
3	1'25.775		20.079	23.602	19.699	22.395	210.9
4	1'25.847		20.026	23.720	19.669	22.432	210.9
5	1'25.873		19.913	23.580	19.808	22.572	213.0
6	1'26.246		20.101	23.693	19.642	22.810	210.1
7	1'26.708		20.474	23.869	19.844	22.521	207.6
8	1'25.948		19.999	23.646	19.765	22.538	212.5
9	1'32.423	P	21.349	25.180	21.294	24.600	210.5
10	10'49.361		17.752	23.861	19.673	22.583	
11	1'31.596		19.917	23.565	19.737	28.377	212.1
12	1'28.466		20.275	25.003	20.533	22.655	210.1
13	1'25.549		19.980	23.637	19.644	22.288	211.3
14	1'30.043	*	20.102	25.442*	20.776	23.723	210.5

**10th** **6** **Ryusei YAMANAKA** MT Helmets - MSI JPN  
Runs=2 Total laps=16 Full laps=13 Valid laps=12

1	2'37.724		20.070	24.382	19.935	23.207	
2	1'26.468		20.184	23.789	19.812	22.683	209.3
3	1'27.513		20.314	23.982	20.025	23.192	210.5
4	1'26.309		20.040	23.893	19.747	22.629	210.1
5	1'26.818		20.133	24.057	19.902	22.726	208.4
6	1'26.485		20.138	23.840	19.769	22.738	208.0
7	1'26.635		20.260	23.940	19.753	22.682	209.3
8	1'26.619		20.015	23.982	19.868	22.754	209.3
9	1'27.368	P	20.026	23.886	19.931	23.525	208.8
10	8'19.390		41.872	24.753	20.377	36.765	
11	1'28.738		20.501	24.262	20.721	23.254	203.7
12	1'25.573		19.916	23.626	19.609	22.422	210.9
13	1'25.881		19.843	23.424	19.690	22.924	210.5
14	1'28.733	*	20.37*	24.140	19.796	24.418	213.8
15	1'25.607		20.035	23.484	19.578	22.510	207.6
16	1'25.848		19.986	23.514	19.772	22.576	208.8

**11th** **78** **Joel ESTEBAN** CFMOTO Gaviota As SPA  
Runs=2 Total laps=16 Full laps=13 Valid laps=11

1	1'36.069		19.368	24.330	20.081	22.735	
2	1'26.912		20.235	24.016	19.897	22.764	212.1
3	1'26.819		20.141	24.000	19.940	22.738	212.5
4	1'26.660		20.001	23.891	19.905	22.863	210.9
5	1'26.483		20.039	23.886	19.828	22.730	211.3
6	1'27.536		20.207	24.065	19.905	23.359	211.7
7	1'26.938		20.118	24.016	20.018	22.786	208.8
8	1'27.030		20.128	24.049	20.031	22.822	208.8
9	1'30.821	P	20.157	24.225	20.670	25.769	208.8
10	9'16.231		40.320	24.044	19.738	39.620	
11	1'26.516	*	19.867	23.725	20.319*	22.605	209.3
12	1'25.653		19.920	23.693	19.667	22.373	213.4

**Fastest Lap:** Adrian FERNANDEZ Leopard Racing SPA 1'25.053 19.901 23.234 19.523 22.395

These data/results cannot be reproduced, stored and/or transmitted in whole or in part by any manner of electronic, mechanical, photocopying, recording, broadcasting or otherwise now known or herein after developed without the previous express consent by the copyright owner, except for reproduction in daily press and regular printed publications on sale to the public within 60 days of the event related to those data/results and always provided that copyright symbol appears together as follows below.  
© DORNA, 2024

## Practice Nr. 2

## Moto3

Lap	Lap Time	T1	T2	T3	T4	Speed	Lap	Lap Time	T1	T2	T3	T4	Speed
13	1'26.249	20.147	23.673	19.555	22.874	210.1	9	1'32.207 P	21.747	24.203	20.752	25.505	201.4
14	1'33.870 *	25.41*	24.574	20.381	23.503	210.9	10	9'12.504	44.960	24.391	19.926	36.219	
15	1'25.866	19.908	23.602	19.802	22.554	208.8	11	1'32.615	21.380	24.046	23.417	23.772	190.4
16	1'26.236	19.902	23.697	19.960	22.677	208.8	12	1'25.861	19.943	23.711	19.544	22.663	210.5
							13	1'25.758	20.079	23.415	19.570	22.694	209.7
							14	1'31.948 *	20.38*	27.374	20.765	23.428	210.5
								unfinished	19.930				208.0

**12th 66** **Joel KELSO** BOE Motorsports AUS  
Runs=2 Total laps=18 Full laps=15 Valid laps=13

1	2'13.970	19.867	24.789	20.372	23.086	
2	1'27.503	20.524	24.096	20.049	22.834	208.4
3	1'27.062	20.285	23.964	19.998	22.815	208.4
4	1'26.753	20.122	23.903	19.891	22.837	208.0
5	1'27.426	20.139	23.959	20.178	23.150	207.6
6	1'27.052	20.151	24.085	20.069	22.747	207.6
7	1'30.348	21.049	25.430	20.649	23.220	207.2
8	1'26.805	20.089	23.911	20.011	22.794	208.0
9	1'29.139	20.252	24.856	20.736	23.295	207.6
10	1'26.829	20.200	23.888	19.987	22.754	207.2
11	1'29.930	20.883	25.256	20.808	22.983	206.8
12	1'26.732	20.124	23.815	20.007	22.786	207.6
13	1'32.714 P	20.828	25.368	20.920	25.598	206.5
14	5'04.459	17.968	23.636	19.545	22.471	
15	1'26.471	19.936	23.494	20.565	22.476	209.3
16	1'29.542 *	21.48*	25.297	20.180	22.582	208.8
17	1'25.653	19.944	23.581	19.603	22.525	208.8
18	1'31.709 *	20.245	27.234*	20.789	23.441	207.6

**13th 18** **Matteo BERTELLE** Kopron Rivacold Snip ITA  
Runs=2 Total laps=17 Full laps=14 Valid laps=13

1	1'40.660	19.674	24.914	20.644	23.300	
2	1'27.309	20.214	23.941	20.115	23.039	213.0
3	1'26.765	20.267	23.865	19.871	22.762	211.3
4	1'27.633	20.816	24.021	20.073	22.723	211.3
5	1'26.416	20.037	23.857	19.905	22.617	208.0
6	1'26.465	20.083	23.813	19.878	22.691	208.8
7	1'31.041	21.335	25.670	20.686	23.350	208.8
8	1'27.478	20.390	24.135	20.202	22.751	206.8
9	1'27.158	20.238	23.996	20.110	22.814	207.2
10	1'32.604 P	21.175	25.190	21.270	24.969	206.8
11	7'34.882	45.895	24.669	19.935	35.022	
12	1'29.465	21.743	24.484	20.712	22.526	205.7
13	1'25.881	19.943	23.710	19.748	22.480	211.3
14	1'25.752	19.896	23.600	19.753	22.503	210.9
15	1'35.896 *	25.06*	26.131	20.631	24.070	210.1
16	1'27.484	20.565	24.101	19.950	22.868	203.7
17	1'26.018	19.855	23.694	19.808	22.661	212.1

**14th 72** **Taiyo FURUSATO** Honda Team Asia JPN  
Runs=2 Total laps=14 Full laps=11 Valid laps=10

1	1'32.842	18.868	24.413	20.417	23.260	
2	1'28.241	20.597	24.272	20.254	23.118	206.5
3	1'27.981	20.262	24.260	20.471	22.988	209.3
4	1'26.856	20.353	23.834	19.865	22.804	208.8
5	1'26.646	20.185	23.767	19.917	22.777	208.8
6	1'27.220	20.331	23.866	20.083	22.940	208.8
7	1'27.112	20.265	23.936	20.081	22.830	206.8
8	1'26.975	20.169	23.879	20.073	22.854	207.2

**15th 19** **Scott OGDEN** MLav Racing GBR  
Runs=2 Total laps=16 Full laps=13 Valid laps=12

1	2'04.850	26.546	28.765	22.456	24.876	
2	1'27.206	20.396	23.863	20.097	22.850	209.3
3	1'26.823	20.317	23.767	19.991	22.748	208.8
4	1'26.866	20.156	23.872	19.961	22.877	207.6
5	1'26.527	20.087	23.656	19.890	22.894	209.3
6	1'26.305	20.103	23.580	19.804	22.818	210.1
7	1'27.159	20.370	23.803	19.955	23.031	208.0
8	1'26.472	20.047	23.660	19.878	22.887	210.5
9	1'33.155 P	20.332	25.866	20.662	26.295	209.3
10	8'43.578	41.468	24.886	20.316	33.831	
11	1'28.823	20.767	24.669	20.588	22.799	207.2
12	1'31.574	20.328	28.436	20.070	22.740	208.4
13	1'25.805	20.004	23.445	19.704	22.652	208.8
14	1'31.863 *	20.44*	27.934	20.393	23.094	207.2
15	1'25.763	19.988	23.535	19.653	22.587	208.0
16	1'31.219	20.115	23.601	20.143	27.360	208.8

**16th 48** **Ivan ORTOLA** MT Helmets - MSI SPA  
Runs=3 Total laps=13 Full laps=8 Valid laps=7

1	2'36.693	20.260	24.410	19.878	22.913	
2	1'27.249	20.405	23.908	20.154	22.782	206.5
3	1'27.334	20.411	24.058	20.010	22.855	207.6
4	1'26.966	20.174	23.915	19.929	22.948	207.2
5	1'26.777	20.085	24.003	19.900	22.789	210.1
6	1'26.669	20.121	23.782	19.903	22.863	208.8
7	1'28.301 P	20.100	23.827	20.010	24.364	210.1
8	11'11.267	34.811	24.152	19.773	39.757	
9	1'26.211	19.982	23.816	19.873	22.540	208.8
10	1'25.800	19.899	23.475	19.810	22.616	208.4
11	1'26.180 *	20.038	23.517	19.930*	22.695	207.6
12	1'35.686 P	25.54*	24.679	20.428	25.032	209.3
13	1'51.651 *	20.299	24.945*	20.377	23.318	

**17th 85** **Xabi ZURUTUZA** Red Bull KTM Ajo SPA  
Runs=2 Total laps=17 Full laps=14 Valid laps=13

1	1'42.983	20.587	25.170	20.596	23.123	
2	1'28.206	20.604	24.369	20.204	23.029	209.3
3	1'27.647	20.377	24.233	20.200	22.837	209.3
4	1'27.424	20.263	24.167	20.109	22.885	210.1
5	1'27.358	20.212	24.142	20.173	22.831	208.8
6	1'27.450	20.142	24.108	20.199	23.001	210.1
7	1'32.147	21.456	24.361	20.456	25.874	210.1
8	1'28.718	20.259	25.199	20.316	22.944	208.8
9	1'27.984	20.304	24.375	20.371	22.934	210.1
10	1'32.406 P	21.346	24.867	20.624	25.569	208.0
11	7'29.653	34.246	24.479	19.801	39.150	

**Fastest Lap:** Adrian FERNANDEZ Leopard Racing SPA 1'25.053 19.901 23.234 19.523 22.395

These data/results cannot be reproduced, stored and/or transmitted in whole or in part by any manner of electronic, mechanical, photocopying, recording, broadcasting or otherwise now known or herein after developed without the previous express consent by the copyright owner, except for reproduction in daily press and regular printed publications on sale to the public within 60 days of the event related to those data/results and always provided that copyright symbol appears together as follows below.  
© DORNA, 2024

# Practice Nr. 2

# Moto3

Lap	Lap Time	T1	T2	T3	T4	Speed	Lap	Lap Time	T1	T2	T3	T4	Speed
12	<b>1'26.844</b>	19.950	24.206	19.983	22.705	214.2	10	10'47.707	21.786	26.050	19.833	22.478	
13	<b>1'25.883</b>	19.964	<b>23.635</b>	<b>19.660</b>	<b>22.624</b>	211.3	11	1'31.685 *	20.045	<b>23.463</b>	20.921*	27.256	208.8
14	<b>1'26.699</b>	<b>19.936</b>	23.980	19.941	22.842	211.7	<b>21st 54 Riccardo ROSSI</b> CIP Green Power ITA						
15	1'34.078 *	25.27*	25.263	20.221	23.324	212.5	Runs=2 Total laps=15 Full laps=12 Valid laps=11						
16	<b>1'26.845</b>	20.161	23.967	19.980	22.737	211.3	1	2'02.815	32.154	25.738	21.656	24.451	
17	<b>1'28.238</b>	21.194	24.101	20.138	22.805	210.9	2	<b>1'28.051</b>	20.502	24.187	20.134	23.228	210.5
<b>18th 10 Nicola CARRARO</b> LEVELUP - MTA ITA							3	<b>1'27.007</b>	20.168	23.938	20.077	22.824	210.5
Runs=3 Total laps=16 Full laps=11 Valid laps=9							4	<b>1'26.313</b>	20.010	23.844	<b>19.708</b>	22.751	211.3
1	1'40.529	19.318	25.037	20.883	23.392		5	<b>1'29.738</b>	20.031	23.719	20.394	25.594	210.1
2	<b>1'27.665</b>	20.545	24.004	20.103	23.013	210.5	6	<b>1'26.418</b>	19.946	23.842	19.802	22.828	212.1
3	1'27.005 *	20.233	23.944	20.052*	22.776	<b>212.5</b>	7	<b>1'26.535</b>	20.023	23.794	19.825	22.893	210.5
4	<b>1'27.615</b>	20.011	24.637	20.076	22.891	211.3	8	1'39.897 P	20.218	28.309	23.779	<b>27.591</b>	<b>210.5</b>
5	<b>1'26.870</b>	19.998	23.932	20.075	22.865	210.9	9	10'05.117	46.046	24.725	20.217	38.681	
6	<b>1'32.573</b>	20.068	24.111	20.386	28.008	210.1	10	<b>1'28.524</b>	20.157	24.187	20.750	23.430	211.7
7	1'32.647 P	20.604	24.454	20.519	<b>27.070</b>	<b>208.4</b>	11	<b>1'26.999</b>	20.009	24.135	19.772	23.083	<b>213.0</b>
8	4'26.573	23.179	25.456	20.234	23.787		12	<b>1'26.096</b>	19.970	<b>23.576</b>	19.833	<b>22.717</b>	210.5
9	1'29.388 P	20.789	24.375	20.325	<b>23.899</b>	<b>205.7</b>	13	1'32.714 *	20.43*	27.895	21.011	23.371	209.3
10	5'58.838	44.916	25.114	20.303	34.669		14	<b>1'28.352</b>	<b>19.941</b>	23.748	19.720	24.943	209.7
11	<b>1'28.569</b>	20.686	24.632	20.558	22.693	210.5	15	<b>1'26.479</b>	19.946	23.666	19.845	23.022	210.1
12	<b>1'25.984</b>	19.993	23.774	<b>19.733</b>	<b>22.484</b>	212.1	<b>22nd 70 Joshua WHATLEY</b> MLav Racing GBR						
13	<b>1'26.052</b>	19.968	<b>23.581</b>	19.852	22.651	210.5	Runs=2 Total laps=13 Full laps=10 Valid laps=9						
14	1'37.027 *	27.93*	25.507	20.486	23.096	211.7	1	1'40.965	20.863	26.029	22.045	24.700	
15	<b>1'26.666</b>	20.063	23.832	20.082	22.689	212.5	2	<b>1'27.910</b>	20.522	24.156	20.147	23.085	207.6
16	<b>1'26.976</b>	<b>19.906</b>	23.808	20.121	23.141	211.7	3	<b>1'27.198</b>	20.305	24.003	20.065	22.825	208.4
<b>19th 82 Stefano NEPA</b> LEVELUP - MTA ITA							4	<b>1'28.849</b>	20.615	24.589	20.467	23.178	208.4
Runs=2 Total laps=16 Full laps=13 Valid laps=12							5	<b>1'27.450</b>	20.396	24.062	20.118	22.874	206.1
1	2'04.511	31.589	27.614	21.521	23.106		6	<b>1'29.701</b>	20.308	24.071	20.365	24.957	205.3
2	<b>1'26.934</b>	20.333	23.997	19.921	22.683	209.7	7	1'33.436 P	20.536	24.121	20.548	<b>28.231</b>	<b>205.7</b>
3	<b>1'26.208</b>	20.118	23.817	19.715	22.558	210.9	8	13'26.342	30.252	27.448	20.222	32.995	
4	<b>1'26.180</b>	20.107	23.877	19.751	22.445	210.1	9	<b>1'26.523</b>	20.393	<b>23.702</b>	19.768	<b>22.660</b>	205.3
5	<b>1'29.814</b>	20.218	23.816	20.314	25.466	210.1	10	<b>1'28.619</b>	20.438	25.252	20.112	22.817	206.5
6	<b>1'26.007</b>	20.055	23.796	19.682	22.474	211.3	11	1'30.880 *	20.49*	25.681	20.671	24.037	206.1
7	<b>1'26.275</b>	20.110	23.834	19.773	22.558	211.3	12	<b>1'26.261</b>	20.037	23.739	<b>19.765</b>	22.720	<b>210.1</b>
8	<b>1'26.225</b>	20.155	23.771	<b>19.655</b>	22.644	<b>213.0</b>	13	<b>1'27.063</b>	<b>20.013</b>	23.979	20.160	22.911	209.7
9	1'33.139 P	20.249	24.821	21.415	<b>26.654</b>	<b>211.7</b>	<b>23rd 7 Filippo FARIOLI</b> SIC58 Squadra Corse ITA						
10	8'29.887	35.607	30.829	22.378	24.549		Runs=2 Total laps=15 Full laps=12 Valid laps=11						
11	<b>1'37.015</b>	22.160	25.781	21.933	27.141	194.9	1	1'35.722	18.567	24.149	20.067	22.776	
12	<b>1'26.016</b>	20.090	23.711	19.801	<b>22.414</b>	211.7	2	<b>1'27.073</b>	20.434	23.840	19.975	22.824	210.1
13	<b>1'26.176</b>	20.006	<b>23.602</b>	19.656	22.912	209.3	3	<b>1'26.593</b>	20.130	23.826	19.942	<b>22.695</b>	209.3
14	1'36.387 *	20.15*	23.879	20.851	31.503	208.8	4	<b>1'26.817</b>	20.151	23.761	20.118	22.787	210.1
15	<b>1'26.254</b>	20.037	23.884	19.843	22.490	210.5	5	<b>1'26.460</b>	20.098	<b>23.717</b>	19.872	22.773	208.8
16	<b>1'26.276</b>	<b>19.985</b>	23.821	19.971	22.499	209.7	6	<b>1'28.655</b>	20.089	23.938	20.083	24.545	209.7
<b>20th 96 Daniel HOLGADO</b> Red Bull GASGAS Te SPA							7	<b>1'27.001</b>	20.181	23.947	19.987	22.886	207.6
Runs=2 Total laps=11 Full laps=8 Valid laps=7							8	<b>1'26.758</b>	20.171	23.861	20.026	22.700	207.2
1	2'02.143	26.102	25.792	21.703	24.355		9	1'32.099 P	20.112	23.985	20.316	<b>27.686</b>	<b>208.0</b>
2	<b>1'27.234</b>	20.376	24.191	20.005	22.662	208.4	10	9'14.552	43.476	24.718	20.383	37.051	
3	<b>1'26.707</b>	20.248	23.997	19.877	22.585	208.4	11	<b>1'28.894</b>	20.429	24.178	20.875	23.412	207.6
4	<b>1'26.450</b>	20.095	23.861	19.873	22.621	208.0	12	<b>1'36.582</b>	<b>19.950</b>	23.840	<b>19.792</b>	33.000	<b>211.7</b>
5	<b>1'30.458</b>	24.192	23.801	19.807	22.658	208.0	13	<b>1'31.727</b>	23.651	24.520	20.355	23.201	180.9
6	<b>1'26.015</b>	20.051	23.693	19.738	22.533	210.5	14	1'27.178 *	20.229	23.959	20.159*	22.831	206.1
7	<b>1'26.538</b>	20.062	23.825	19.874	22.777	211.7	15	<b>1'27.443</b>	20.126	24.009	20.272	23.036	206.5
8	<b>1'26.026</b>	<b>19.952</b>	23.648	<b>19.735</b>	22.691	211.3							
9	1'32.544 P	20.363	27.098	20.248	<b>24.835</b>	<b>212.1</b>							

**Fastest Lap:** Adrian FERNANDEZ Leopard Racing SPA **1'25.053** 19.901 23.234 19.523 22.395

These data/results cannot be reproduced, stored and/or transmitted in whole or in part by any manner of electronic, mechanical, photocopying, recording, broadcasting or otherwise now known or herein after developed without the previous express consent by the copyright owner, except for reproduction in daily press and regular printed publications on sale to the public within 60 days of the event related to those data/results and always provided that copyright symbol appears together as follows below.  
© DORNA, 2024

## Practice Nr. 2

Moto3

Lap	Lap Time	T1	T2	T3	T4	Speed	Lap	Lap Time	T1	T2	T3	T4	Speed
<b>24th</b>	<b>22</b>	<b>David ALMANSA</b>		Kopron Rivacold Snip		SPA	Runs=3	Total laps=15	Full laps=10	Valid laps=9			
1	1'38.756	19.332	24.825	20.746	23.051								
2	<b>1'29.748</b>	20.675	24.950	20.403	23.720	209.7							
3	<b>1'27.409</b>	20.354	24.256	20.056	22.743	<b>211.3</b>							
4	<b>1'27.412</b>	20.381	24.106	20.141	22.784	210.1							
5	<b>1'27.607</b>	20.300	24.202	20.147	22.958	210.1							
6	<b>1'30.733</b>	20.392	24.834	20.358	25.149	209.7							
7	1'30.623 P	20.534	24.432	20.535	25.122	209.3							
8	6'43.951	20.807	25.065	20.704	23.179								
9	<b>1'28.963</b>	20.689	24.518	20.635	23.121	206.8							
10	1'29.902 P	20.625	24.657	20.288	24.332	207.2							
11	5'01.672	23.589	29.567	21.510	23.677								
12	<b>1'26.756</b>	20.181	23.992	<b>19.863</b>	22.720	210.1							
13	1'37.999 *	21.25 *	<b>23.837</b>	20.201	32.708	208.0							
14	<b>1'26.515</b>	<b>20.112</b>	23.863	19.877	<b>22.663</b>	210.5							
15	<b>1'26.900</b>	20.167	23.940	20.125	22.668	209.7							

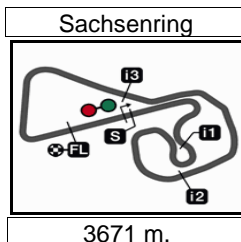
<b>25th</b>	<b>5</b>	<b>Tatchakorn BUASRI</b>		Honda Team Asia		THA	Runs=2	Total laps=15	Full laps=12	Valid laps=11			
1	1'41.369	19.561	24.977	20.981	25.154								
2	<b>1'27.635</b>	20.442	24.073	20.160	22.960	209.7							
3	<b>1'27.638</b>	20.474	24.161	20.141	22.862	<b>212.1</b>							
4	<b>1'27.308</b>	20.237	24.039	20.118	22.914	209.3							
5	<b>1'27.134</b>	20.235	<b>23.973</b>	20.019	22.907	208.4							
6	<b>1'29.418</b>	20.320	24.486	20.503	24.109	208.4							
7	<b>1'28.592</b>	20.460	24.292	20.429	23.411	206.1							
8	1'39.088 P	22.639	28.255	22.423	25.771	205.3							
9	10'20.990	44.643	25.050	20.269	33.525								
10	<b>1'30.044</b>	20.645	24.969	21.098	23.332	209.3							
11	<b>1'29.718</b>	20.147	26.181	20.117	23.273	210.1							
12	<b>1'26.838</b>	<b>20.137</b>	24.024	<b>19.900</b>	<b>22.777</b>	208.4							
13	1'31.479 *	20.50 *	27.108	20.627	23.237	208.0							
14	<b>1'28.549</b>	20.296	24.842	20.285	23.126	210.5							
15	<b>1'28.483</b>	20.197	24.342	20.550	23.394	207.6							

<b>26th</b>	<b>55</b>	<b>Noah DETTWILER</b>		CIP Green Power		SWI	Runs=2	Total laps=16	Full laps=13	Valid laps=10			
1	2'37.902	20.131	24.719	20.339	23.017								
2	<b>1'27.624</b>	20.288	24.187	20.217	22.932	<b>210.1</b>							
3	1'27.669 *	20.267	24.286	20.263	22.853 *	206.8							
4	<b>1'27.851</b>	20.404	24.132	20.326	22.989	207.2							
5	<b>1'28.101</b>	20.329	24.253	20.423	23.096	206.1							
6	<b>1'28.100</b>	20.368	24.383	20.335	23.014	206.5							
7	<b>1'28.649</b>	20.296	24.449	20.555	23.349	206.8							
8	<b>1'28.695</b>	20.255	24.427	20.664	23.349	207.2							
9	1'29.389 P	20.383	24.536	20.742	23.728	206.1							
10	8'00.424	38.140	24.809	20.304	29.183								
11	<b>1'27.541</b>	20.239	24.069	20.216	23.017	206.5							
12	<b>1'26.845</b>	20.083	<b>23.904</b>	<b>20.144</b>	<b>22.714</b>	207.6							
13	<b>1'27.257</b>	<b>20.042</b>	24.031	20.249	22.935	208.4							
14	1'27.592 *	20.19 *	24.132	20.198	23.066	206.8							
15	1'30.275 *	20.350	24.558	22.056	23.311 *	206.8							
16	<b>1'28.689</b>	20.423	24.353	20.882	23.031	205.7							

**Fastest Lap:** Adrian FERNANDEZ Leopard Racing SPA **1'25.053** 19.901 23.234 19.523 22.395

These data/results cannot be reproduced, stored and/or transmitted in whole or in part by any manner of electronic, mechanical, photocopying, recording, broadcasting or otherwise now known or herein after developed without the previous express consent by the copyright owner, except for reproduction in daily press and regular printed publications on sale to the public within 60 days of the event related to those data/results and always provided that copyright symbol appears together as follows below.  
© DORNA, 2024





Results and timing service provided by **TISSOT**

# LIQUI MOLY MOTORRAD GRAND PRIX DEUTSCHLAND

## Practice Nr. 2

### Best Partial Times

Moto3™

*IT* Ideal Lap Time, sum of the best partial times

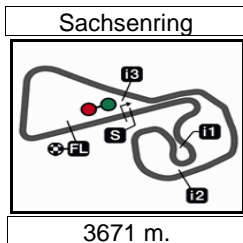
*BT* Best Lap Time

T1		T2		T3		T4						
Pos	Rider	Time	Rider	Time	Rider	Time	Rider	Time	Pos	Rider	IT	BT
1D.	ALONSO	19.816	A.FERNANDEZ	23.234	C.VEIJER	19.392	D.ALONSO	22.217	1	A.FERNANDEZ	1'25.029	1'25.053 (1)
2R.	YAMANAKA	19.843	T.SUZUKI	23.296	L.LUNETTA	19.414	C.VEIJER	22.283	2	C.VEIJER	1'25.113	1'25.286 (4)
3M.	BERTELLE	19.855	A.PIQUERAS	23.315	J.ROULSTONE	19.478	D.MUÑOZ	22.288	3	L.LUNETTA	1'25.163	1'25.231 (2)
4J.	ESTEBAN	19.867	L.LUNETTA	23.397	A.FERNANDEZ	19.523	A.PIQUERAS	22.369	4	D.ALONSO	1'25.208	1'25.333 (5)
5T.	SUZUKI	19.876	T.FURUSATO	23.415	T.SUZUKI	19.534	J.ESTEBAN	22.373	5	A.PIQUERAS	1'25.231	1'25.250 (3)
6A.	FERNANDEZ	19.877	J.RUEDA	23.415	T.FURUSATO	19.544	J.RUEDA	22.384	6	R.YAMANAKA	1'25.267	1'25.573 (10)
7L.	LUNETTA	19.878	R.YAMANAKA	23.424	J.KELSO	19.545	A.FERNANDEZ	22.395	7	T.SUZUKI	1'25.268	1'25.403 (7)
8A.	PIQUERAS	19.896	S.OGDEN	23.445	J.ESTEBAN	19.555	J.ROULSTONE	22.401	8	J.RUEDA	1'25.321	1'25.372 (6)
9I.	ORTOLA	19.899	D.HOLGADO	23.463	D.ALONSO	19.574	S.NEPA	22.414	9	J.ESTEBAN	1'25.397	1'25.653 (11)
10N.	CARRARO	19.906	I.ORTOLA	23.475	R.YAMANAKA	19.578	R.YAMANAKA	22.422	10	D.MUÑOZ	1'25.405	1'25.549 (9)
11J.	RUEDA	19.908	J.ROULSTONE	23.489	J.RUEDA	19.614	J.KELSO	22.471	11	J.ROULSTONE	1'25.406	1'25.512 (8)
12D.	MUÑOZ	19.913	J.KELSO	23.494	D.MUÑOZ	19.639	L.LUNETTA	22.474	12	J.KELSO	1'25.446	1'25.653 (12)
13C.	VEIJER	19.915	C.VEIJER	23.523	A.PIQUERAS	19.651	D.HOLGADO	22.478	13	T.FURUSATO	1'25.552	1'25.758 (14)
14T.	FURUSATO	19.930	D.MUÑOZ	23.565	S.OGDEN	19.653	M.BERTELLE	22.480	14	D.HOLGADO	1'25.628	1'26.015 (20)
15J.	KELSO	19.936	R.ROSSI	23.576	S.NEPA	19.655	N.CARRARO	22.484	15	S.NEPA	1'25.656	1'26.007 (19)
16X.	ZURUTUZA	19.936	N.CARRARO	23.581	X.ZURUTUZA	19.660	I.ORTOLA	22.540	16	S.OGDEN	1'25.673	1'25.763 (15)
17R.	ROSSI	19.941	M.BERTELLE	23.600	R.ROSSI	19.708	T.SUZUKI	22.562	17	M.BERTELLE	1'25.683	1'25.752 (13)
18F.	FARIOLI	19.950	D.ALONSO	23.601	N.CARRARO	19.733	S.OGDEN	22.587	18	I.ORTOLA	1'25.687	1'25.800 (16)
19D.	HOLGADO	19.952	J.ESTEBAN	23.602	D.HOLGADO	19.735	X.ZURUTUZA	22.624	19	N.CARRARO	1'25.704	1'25.984 (18)
20S.	NEPA	19.985	S.NEPA	23.602	M.BERTELLE	19.748	J.WHATLEY	22.660	20	X.ZURUTUZA	1'25.855	1'25.883 (17)
21S.	OGDEN	19.988	X.ZURUTUZA	23.635	J.WHATLEY	19.765	D.ALMANSA	22.663	21	R.ROSSI	1'25.942	1'26.096 (21)
22J.	WHATLEY	20.013	J.WHATLEY	23.702	I.ORTOLA	19.773	T.FURUSATO	22.663	22	J.WHATLEY	1'26.140	1'26.261 (22)
23J.	ROULSTONE	20.038	F.FARIOLI	23.717	F.FARIOLI	19.792	F.FARIOLI	22.695	23	F.FARIOLI	1'26.154	1'26.460 (23)
24N.	DETTWILER	20.042	D.ALMANSA	23.837	D.ALMANSA	19.863	N.DETTWILER	22.714	24	D.ALMANSA	1'26.475	1'26.515 (24)

These data/results cannot be reproduced, stored and/or transmitted in whole or in part by any manner of electronic, mechanical, photocopying, recording, broadcasting or otherwise now known or herein after developed without the previous express consent by the copyright owner, except for reproduction in daily press and regular printed publications on sale to the public within 60 days of the event related to those data/results and always provided that copyright symbol appears together as follows below.  
© DORNA, 2024

Official MotoGP Timing by **TISSOT**  
www.motogp.com





Results and timing service provided by **TISSOT**

# LIQUI MOLY MOTORRAD GRAND PRIX DEUTSCHLAND

## Practice Nr. 2

### Best Partial Times

**Moto3™**

*IT* Ideal Lap Time, sum of the best partial times

*BT* Best Lap Time

		<b>T1</b>		<b>T2</b>		<b>T3</b>		<b>T4</b>				
<i>Pos</i>	<i>Rider</i>	<i>Time</i>	<i>Rider</i>	<i>Time</i>	<i>Rider</i>	<i>Time</i>	<i>Rider</i>	<i>Time</i>	<i>Pos</i>	<i>Rider</i>	<i>IT</i>	<i>BT</i>
25	D.ALMANSA	20.112	N.DETTWILER	23.904	T.BUASRI	19.900	R.ROSSI	22.717	25	T.BUASRI	1'26.787	1'26.838 (25)
26	T.BUASRI	20.137	T.BUASRI	23.973	N.DETTWILER	20.144	T.BUASRI	22.777	26	N.DETTWILER	1'26.804	1'26.845 (26)


These data/results cannot be reproduced, stored and/or transmitted in whole or in part by any manner of electronic, mechanical, photocopying, recording, broadcasting or otherwise now known or herein after developed without the previous express consent by the copyright owner, except for reproduction in daily press and regular printed publications on sale to the public within 60 days of the event related to those data/results and always provided that copyright symbol appears together as follows below.

© DORNA, 2024

Official MotoGP Timing by **TISSOT**  
www.motogp.com



Sachsenring

Results and timing service provided by 

Moto3™




LIQUI MOLY MOTORRAD GRAND PRIX DEUTSCHLAND

Practice Nr. 2

Fastest Laps Sequence

3671 m.

<i>Practice Time</i>	 <i>Rider</i>	<i>Nation</i>	<i>Motorcycle</i>	<i>Time</i>	<i>Km/h</i>	<i>Rider's Lap</i>
<b>3'00.597</b>	80 <b>David ALONSO</b>	COL	CFMOTO	<b>1'26.105</b>	153.4	2
<b>3'33.814</b>	99 <b>Jose Antonio RUEDA</b>	SPA	KTM	<b>1'25.738</b>	154.1	2
<b>4'59.186</b>	99 <b>Jose Antonio RUEDA</b>	SPA	KTM	<b>1'25.372</b>	154.8	3
<b>6'58.792</b>	95 <b>Collin VEIJER</b>	NED	HUSQVARNA	<b>1'25.317</b>	154.8	4
<b>9'51.382</b>	95 <b>Collin VEIJER</b>	NED	HUSQVARNA	<b>1'25.286</b>	154.9	6
<b>25'15.963</b>	31 <b>Adrian FERNANDEZ</b>	SPA	HONDA	<b>1'25.053</b>	155.3	14

These data/results cannot be reproduced, stored and/or transmitted in whole or in part by any manner of electronic, mechanical, photocopying, recording, broadcasting or otherwise now known or herein after developed without the previous express consent by the copyright owner, except for reproduction in daily press and regular printed publications on sale to the public within 60 days of the event related to those data/results and always provided that copyright symbol appears together as follows below.

© DORNA, 2024

Official MotoGP Timing by TISSOT  
www.motogp.com



Sachsenring, Saturday, July 06, 2024