


3671 m.

LIQUI MOLY MOTORRAD GRAND PRIX DEUTSCHLAND

Practice Nr. 1

Classification

6

	Rider	Nation	Team	Motorcycle	Time	Lap	Total	Gap	Top Speed
1	82 Stefano NEPA	ITA	LEVELUP - MTA	KTM	1'25.283	13	15		217.3
2	48 Ivan ORTOLA	SPA	MT Helmets - MSI	KTM	1'25.314	13	16	0.031 0.031	215.5
3	80 David ALONSO	COL	CFMOTO Gaviota Aspar Team	CFMOTO	1'25.347	8	8	0.064 0.033	217.3
4	95 Collin VEIJER	NED	Liqui Moly Husqvarna Intact GP	HUSQVARNA	1'25.379	16	17	0.096 0.032	215.5
5	36 Angel PIQUERAS	SPA	Leopard Racing	HONDA	1'25.398	17	19	0.115 0.019	217.3
6	72 Taiyo FURUSATO	JPN	Honda Team Asia	HONDA	1'25.589	12	19	0.306 0.191	215.5
7	31 Adrian FERNANDEZ	SPA	Leopard Racing	HONDA	1'25.678	19	19	0.395 0.089	215.1
8	99 Jose Antonio RUEDA	SPA	Red Bull KTM Ajo	KTM	1'25.695	16	20	0.412 0.017	215.1
9	6 Ryusei YAMANAKA	JPN	MT Helmets - MSI	KTM	1'25.726	15	17	0.443 0.031	214.2
10	64 David MUÑOZ	SPA	BOE Motorsports	KTM	1'25.732	12	14	0.449 0.006	218.1
11	96 Daniel HOLGADO	SPA	Red Bull GASGAS Tech3	GASGAS	1'25.741	16	20	0.458 0.009	214.2
12	58 Luca LUNETTA	ITA	SIC58 Squadra Corse	HONDA	1'25.842	14	15	0.559 0.101	214.7
13	66 Joel KELSO	AUS	BOE Motorsports	KTM	1'25.850	15	16	0.567 0.008	217.3
14	18 Matteo BERTELLE	ITA	Kopron Rivacold Snipers Team	HONDA	1'25.864	17	18	0.581 0.014	216.0
15	19 Scott OGDEN	GBR	MLav Racing	HONDA	1'25.899	11	14	0.616 0.035	215.1
16	24 Tatsuki SUZUKI	JPN	Liqui Moly Husqvarna Intact GP	HUSQVARNA	1'25.923	13	18	0.640 0.024	218.6
17	12 Jacob ROULSTONE	AUS	Red Bull GASGAS Tech3	GASGAS	1'25.956	13	16	0.673 0.033	216.0
18	70 Joshua WHATLEY	GBR	MLav Racing	HONDA	1'26.231	15	16	0.948 0.275	213.4
19	78 Joel ESTEBAN	SPA	CFMOTO Gaviota Aspar Team	CFMOTO	1'26.233	17	18	0.950 0.002	213.8
20	7 Filippo FARIOLI	ITA	SIC58 Squadra Corse	HONDA	1'26.335	14	15	1.052 0.102	213.4
21	10 Nicola CARRARO	ITA	LEVELUP - MTA	KTM	1'26.345	18	19	1.062 0.010	217.3
22	54 Riccardo ROSSI	ITA	CIP Green Power	KTM	1'26.384	12	16	1.101 0.039	216.4
23	5 Tatchakorn BUASRI	THA	Honda Team Asia	HONDA	1'27.620	12	19	2.337 1.236	214.2
24	22 David ALMANSA	SPA	Kopron Rivacold Snipers Team	HONDA	1'27.744	2	2	2.461 0.124	215.1
25	55 Noah DETTWILER	SWI	CIP Green Power	KTM	1'27.912	11	18	2.629 0.168	213.4
26	85 Xabi ZURUTUZA	SPA	Red Bull KTM Ajo	KTM	1'28.186	8	11	2.903 0.274	216.0

Practice condition: Dry

Air: 18°

Humidity: 50%

Ground: 26°

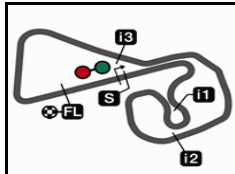
Fastest Lap:	Lap: 13	Stefano NEPA	1'25.283	154.9 Km/h
Best Race Lap:	2023	Daniel HOLGADO	1'25.694	154.2 Km/h
All-Time Lap Record:	2023	Ayumu SASAKI	1'25.130	155.2 Km/h

The results are provisional until the end of the limit for protest and appeals.

Time limit for protest expires 60' after publication of the results - Time:

These data/results cannot be reproduced, stored and/or transmitted in whole or in part by any manner of electronic, mechanical, photocopying, recording, broadcasting or otherwise now known or herein after developed without the previous express consent by the copyright owner, except for reproduction in daily press and regular printed publications on sale to the public within 60 days of the event related to those data/results and always provided that copyright symbol appears together as follows below.

© DORNA, 2024



3671 m.

LIQUI MOLY MOTORRAD GRAND PRIX DEUTSCHLAND

Practice Nr. 1

Top Speed & Average

8



Rider	Nation	Motorcycle	Top 5 speeds					Average	Top
24 Tatsuki SUZUKI	JPN	HUSQVARNA	218.6	216.4	216.0	215.5	215.1	216.3	218.6
64 David MUÑOZ	SPA	KTM	218.1	216.8	216.4	216.0	216.0	216.7	218.1
10 Nicola CARRARO	ITA	KTM	217.3	216.8	216.8	216.4	216.4	216.7	217.3
36 Angel PIQUERAS	SPA	HONDA	217.3	216.8	216.4	216.0	215.1	216.3	217.3
66 Joel KELSO	AUS	KTM	217.3	216.8	216.8	216.4	216.4	216.7	217.3
80 David ALONSO	COL	CFMOTO	217.3	215.1	213.8	213.4	213.0	214.3	217.3
82 Stefano NEPA	ITA	KTM	217.3	216.0	216.0	215.1	213.8	215.6	217.3
54 Riccardo ROSSI	ITA	KTM	216.4	215.5	215.1	215.1	214.7	215.3	216.4
12 Jacob ROULSTONE	AUS	GASGAS	216.0	215.5	214.2	213.8	213.4	214.2	216.0
18 Matteo BERTELLE	ITA	HONDA	216.0	215.1	215.1	214.7	214.7	215.1	216.0
85 Xabi ZURUTUZA	SPA	KTM	216.0	213.8	213.8	213.0	213.0	213.7	216.0
48 Ivan ORTOLA	SPA	KTM	215.5	215.1	215.1	214.2	213.4	214.7	215.5
72 Taiyo FURUSATO	JPN	HONDA	215.5	215.1	214.2	213.8	213.8	214.4	215.5
95 Collin VEIJER	NED	HUSQVARNA	215.5	215.1	214.7	214.2	214.2	214.7	215.5
19 Scott OGDEN	GBR	HONDA	215.1	213.8	213.4	213.4	212.1	213.6	215.1
22 David ALMANSA	SPA	HONDA	215.1	214.2				214.7	215.1
31 Adrian FERNANDEZ	SPA	HONDA	215.1	213.4	213.4	213.0	212.5	213.1	215.1
99 Jose Antonio RUEDA	SPA	KTM	215.1	215.1	214.7	214.2	214.2	214.5	215.1
58 Luca LUNETTA	ITA	HONDA	214.7	214.7	214.2	214.2	213.8	214.2	214.7
5 Tatchakorn BUASRI	THA	HONDA	214.2	213.8	213.8	212.5	211.7	213.2	214.2
6 Ryusei YAMANAKA	JPN	KTM	214.2	214.2	214.2	213.4	213.4	213.9	214.2
96 Daniel HOLGADO	SPA	GASGAS	214.2	214.2	214.2	214.2	214.2	214.2	214.2
78 Joel ESTEBAN	SPA	CFMOTO	213.8	213.4	213.0	213.0	212.1	212.6	213.8
7 Filippo FARIOLI	ITA	HONDA	213.4	213.0	212.5	212.1	211.7	212.3	213.4
55 Noah DETTWILER	SWI	KTM	213.4	212.5	212.5	212.1	212.1	212.5	213.4
70 Joshua WHATLEY	GBR	HONDA	213.4	213.4	213.0	212.5	212.1	212.7	213.4

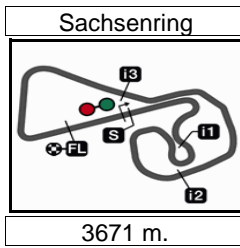
These data/results cannot be reproduced, stored and/or transmitted in whole or in part by any manner of electronic, mechanical, photocopying, recording, broadcasting or otherwise now known or herein after developed without the previous express consent by the copyright owner, except for reproduction in daily press and regular printed publications on sale to the public within 60 days of the event related to those data/results and always provided that copyright symbol appears together as follows below.

© DORNA, 2024

Official MotoGP Timing by TISSOT
www.motogp.com



Sachsenring, Friday, July 05, 2024



Results and timing service provided by TISSOT

Moto3™

LIQUI MOLY MOTORRAD GRAND PRIX DEUTSCHLAND

Practice Nr. 1

Chronological Analysis of Performances

9

* Lap / Sector time cancelled T1 Time from finish line to 1st intermediate T3 Time from 2nd intermed. to 3rd intermed.
P Crossing the finish line in pit lane T2 Time from 1st intermed. to 2nd intermed. T4 Time from 3rd intermediate to finish line

Lap	Lap Time	T1	T2	T3	T4	Speed	Lap	Lap Time	T1	T2	T3	T4	Speed	
1st	82	Stefano NEPA LEVELUP - MTA ITA						7	1'29.923	19.949	23.678	21.058	25.238	213.0
		Runs=2	Total laps=15	Full laps=12	Valid laps=10		8	1'25.347	19.780	23.508	19.602	22.457	217.3	
1	2'04.547	19.827	24.834	23.475	23.046									
2	1'26.806	20.200	23.846	20.089	22.671	213.4								
3	1'26.653 *	20.029	23.896*	20.015	22.713	216.0								
4	1'26.648	20.103	23.906	20.004	22.635	212.1								
5	1'26.801 *	20.067	23.867	20.183*	22.684*	212.5								
6	1'26.542	20.014	23.824	20.037	22.667	212.1								
7	1'26.497	19.949	23.927	20.069	22.552	213.4								
8	1'26.609	19.967	23.886	20.115	22.641	213.8								
9	1'28.871	19.936	24.074	20.198	24.663	213.4								
10	1'31.160 P	20.157	24.194	21.133	25.676	211.7								
11	15'24.691	18.374	30.003	20.501	25.858									
12	1'25.629	19.955	23.528	19.743	22.403	216.0								
13	1'25.283	19.879	23.603	19.594	22.207	213.4								
14	1'25.412	19.863	23.545	19.721	22.283	215.1								
15	1'25.495	19.853	23.639	19.616	22.387	217.3								
4th	95	Collin VEIJER Liqui Moly Husqvarna NED						14	1'57.994 *	21.190	24.549	20.508	23.183	
		Runs=4	Total laps=17	Full laps=11	Valid laps=9		15	1'25.460	19.871	23.568	19.634	22.387	214.7	
1	2'35.744	18.842	24.943	20.535	23.075									
2	1'27.068	20.113	24.132	20.080	22.743	213.4								
3	1'27.126	20.055	24.100	20.238	22.733	213.4								
4	1'26.522 *	20.067	23.817*	20.048	22.590	213.0								
5	1'26.538	20.022	23.826	19.993	22.697	213.0								
6	1'35.696 P	22.178	28.400	20.309	24.809	213.4								
7	4'18.788 *	22.319	24.771	20.533	22.760									
8	1'26.939	19.932	23.586	19.860	23.561	214.2								
9	1'25.976 *	19.873	23.900	19.750*	22.453	215.1								
10	1'25.671	19.896	23.524	19.757	22.494	212.1								
11	1'25.722	19.873	23.570	19.769	22.510	213.4								
12	1'30.200 P	21.164	24.292	20.485	24.259	212.1								
13	8'36.692 P	19.643	24.777	20.776	23.722									
14	1'57.994 *	21.190	24.549	20.508	23.183									
15	1'25.460	19.871	23.568	19.634	22.387	214.7								
16	1'25.379	19.869	23.560	19.555	22.395	214.2								
17	1'25.525	19.791	23.640	19.598	22.496	215.5								
5th	36	Angel PIQUERAS Leopard Racing SPA						15	1'58.527 P	27.441	25.231	21.069	24.302	
		Runs=5	Total laps=19	Full laps=12	Valid laps=11		16	1'50.086	19.961	25.618	20.917	23.719		
1	1'47.189	20.676	25.530	21.321	23.635									
2	1'27.321	20.144	23.952	20.352	22.873	214.7								
3	1'27.805	20.011	24.136	20.537	23.121	215.1								
4	1'28.215	20.187	24.311	20.692	23.025	214.2								
5	1'27.353 *	20.004	23.987	20.481*	22.881	214.7								
6	1'26.937	19.959	23.790	20.341	22.847	214.7								
7	1'26.639	19.905	23.820	20.162	22.752	216.0								
8	1'31.483	20.365	24.410	20.984	25.724	211.3								
9	1'33.152	20.203	25.286	24.065	23.598	214.2								
10	1'28.768	20.262	24.384	20.710	23.412	212.5								
11	1'31.525 P	20.220	24.405	21.086	25.814	212.5								
12	3'43.889	20.513	24.957	20.947	23.467									
13	1'31.352 P	20.227	25.525	21.026	24.574	212.5								
14	6'19.268 P	20.377	26.272	20.572	23.923									
15	1'58.527 P	27.441	25.231	21.069	24.302									
16	1'50.086	19.961	25.618	20.917	23.719									
17	1'25.398	19.793	23.472	19.692	22.441	216.8								
18	1'25.995	19.793	23.589	20.048	22.565	217.3								
19	1'26.279	19.860	23.705	19.935	22.779	216.4								
3rd	80	David ALONSO CFMOTO Gaviota As COL						5	1'28.680 P	18.840	25.399	20.757	23.684	
		Runs=3	Total laps=8	Full laps=4	Valid laps=5		6	6'00.055	21.285	24.330	22.730	24.994		
1	1'32.567	19.457	24.458	20.367	23.294									
2	1'27.676	20.235	24.266	20.354	22.821	213.4								
3	1'27.149 *	20.051	24.034	20.234*	22.830	215.1								
4	1'27.244	20.111	24.132	20.304	22.697	213.8								
unfinished		20.020	23.983		213.0									
5	1'28.680 P	18.840	25.399	20.757	23.684									
6	6'00.055	21.285	24.330	22.730	24.994									

Fastest Lap: Stefano NEPA LEVELUP - MTA ITA **1'25.283** 19.879 23.603 19.594 22.207

These data/results cannot be reproduced, stored and/or transmitted in whole or in part by any manner of electronic, mechanical, photocopying, recording, broadcasting or otherwise now known or herein after developed without the previous express consent by the copyright owner, except for reproduction in daily press and regular printed publications on sale to the public within 60 days of the event related to those data/results and always provided that copyright symbol appears together as follows below.
© DORNA, 2024



Practice Nr. 1

Moto3

Lap	Lap Time	T1	T2	T3	T4	Speed	Lap	Lap Time	T1	T2	T3	T4	Speed
6th	72	Taiyo FURUSATO Honda Team Asia JPN					11	1'27.200	20.288	23.889	20.134	22.889	211.3
		Runs=2	Total laps=19	Full laps=16	Valid laps=14		12	1'27.082	20.160	23.846	20.192	22.884	213.4
1	1'44.757	19.245	24.580	20.142	23.140		13	1'27.072	20.123	23.873	20.184	22.892	213.4
2	1'26.780	20.099	23.815	20.135	22.731	212.5	14	1'28.593 P	20.146	23.902	20.235	24.310	213.0
3	1'26.552 *	20.000	23.752	20.020*	22.780	213.8	15	7'46.494 *	20.544	23.843	20.138	22.725	
4	1'26.817	19.992	23.643	20.255	22.927	213.4	16	1'25.695	19.828	23.470	19.755	22.642	215.1
5	1'26.762 *	20.013	23.719	20.287*	22.743	212.5	17	1'26.324	19.974	23.576	20.079	22.695	213.4
6	1'26.841	19.982	23.605	20.366	22.888	213.0	18	1'25.864	19.829	23.556	19.878	22.601	214.2
7	1'27.107	20.004	23.859	20.269	22.975	211.3	19	1'26.300	19.931	23.607	20.037	22.725	213.0
8	1'26.627	19.988	23.697	20.166	22.776	212.5	20	1'26.216	19.889	23.657	20.050	22.620	214.7
9	1'26.773	20.045	23.774	20.054	22.900	211.3							
10	1'34.389 P	21.994	24.786	20.807	26.802	206.5	9th	6	Ryusei YAMANAKA MT Helmets - MSI JPN				
11	8'46.239 *	19.282	23.526	19.997*	22.618				Runs=2	Total laps=17	Full laps=14	Valid laps=12	
12	1'25.589	19.868	23.458	19.743	22.520	211.3	1	2'42.394	19.740	24.254	20.187	22.804	
13	1'25.637	19.882	23.377	19.752	22.626	213.8	2	1'26.301	20.079	23.748	19.794	22.680	214.2
14	1'26.463	20.005	23.663	20.019	22.776	214.2	3	1'26.850 *	20.067	23.921*	20.066	22.796	214.2
15	1'30.488	21.956	23.639	20.039	24.854	201.4	4	1'26.497	20.083	23.817	19.976	22.621	212.5
16	1'26.580	20.082	23.778	19.976	22.744	215.1	5	1'26.600	20.029	23.877	19.931	22.763	213.4
17	1'26.162	19.958	23.518	19.882	22.804	213.8	6	1'26.118	20.001	23.698	19.841	22.578	213.0
18	1'32.214	20.618	23.796	20.459	27.341	201.8	7	1'27.080	19.959	23.854	19.829	23.438	214.2
19	1'26.130	19.901	23.746	19.850	22.633	215.5	8	1'26.675	19.938	23.919	20.063	22.755	213.0
							9	1'27.704	20.216	24.018	20.157	23.313	213.4
7th	31	Adrian FERNANDEZ Leopard Racing SPA					10	1'27.552 *	20.039	23.888	20.167*	23.458	212.1
		Runs=2	Total laps=19	Full laps=16	Valid laps=13		11	1'26.966	20.064	24.493	19.827	22.582	213.0
1	2'02.642	19.737	24.257	20.442	23.137		12	1'27.400 P	19.992	23.739	19.889	23.780	212.5
2	1'26.704	20.250	23.638	20.022	22.794	211.7	13	11'54.528	19.153	25.722	20.662	23.188	
3	1'26.712 *	19.985	23.740*	20.077	22.910	213.4	14	1'26.215	20.077	23.551	20.016	22.571	211.7
4	1'26.551	20.093	23.832	19.892	22.734	211.7	15	1'25.726	19.847	23.578	19.792	22.509	211.7
5	1'26.263 *	20.035	23.595	19.876*	22.757*	212.5	16	1'25.743	19.850	23.522	19.743	22.628	212.1
6	1'26.620	20.112	23.631	20.015	22.862	212.1	17	1'26.217	20.005	23.636	20.029	22.547	212.5
7	1'26.403	20.023	23.729	19.930	22.721	212.1							
8	1'26.373	20.015	23.655	19.997	22.706	212.5	10th	64	David MUÑOZ BOE Motorsports SPA				
9	1'26.221	19.957	23.639	19.950	22.675	213.0			Runs=2	Total laps=14	Full laps=11	Valid laps=11	
10	1'26.489	20.053	23.652	20.019	22.765	212.1	1	1'33.130	18.163	24.054	19.989	23.163	
11	1'26.707	20.080	23.818	19.948	22.861	210.5	2	1'27.713	20.162	24.104	20.128	23.319	215.5
12	1'26.613	20.083	23.783	19.973	22.774	210.5	3	1'26.708	20.101	23.879	19.995	22.733	216.4
13	1'26.538	20.018	23.863	19.869	22.788	211.3	4	1'27.804	20.176	24.118	20.457	23.053	215.5
14	1'29.051 P	20.078	23.769	19.790	25.414	210.5	5	1'26.665	20.045	23.832	20.014	22.774	214.7
15	8'36.628	25.907	23.866	19.940	23.062		6	1'28.746	21.054	24.367	20.529	22.796	213.8
16	1'25.773	20.103	23.414	19.714	22.542	212.5	7	1'27.084	20.186	24.040	20.171	22.687	212.1
17	1'32.524 *	19.957	23.598	19.945*	29.024	212.5	8	1'27.149	20.100	24.036	20.275	22.738	213.8
18	1'26.978	19.848	23.461	19.839	23.830	213.4	9	1'32.179 P	21.706	24.296	20.632	25.545	213.0
19	1'25.678	19.937	23.429	19.757	22.555	215.1	10	17'15.952 *	18.964	26.157	22.751*	23.645	
							11	1'25.943	20.093	23.559	19.795	22.496	218.1
8th	99	Jose Antonio RUED Red Bull KTM Ajo SPA					12	1'25.732	19.958	23.577	19.753	22.444	216.0
		Runs=2	Total laps=20	Full laps=17	Valid laps=15		13	1'25.827	19.990	23.564	19.822	22.451	216.0
1	2'11.259	20.704	24.598	20.315	23.017		14	1'26.371	19.913	23.818	19.850	22.790	216.8
2	1'26.967	20.191	23.855	20.069	22.852	215.1							
3	1'27.021	20.110	24.034	20.090	22.787	214.2	11th	96	Daniel HOLGADO Red Bull GASGAS Te SPA				
4	1'26.721 *	20.181	23.734*	20.113	22.693	213.4			Runs=2	Total laps=20	Full laps=17	Valid laps=15	
5	1'26.861	20.093	23.865	20.147	22.756	213.4	1	1'57.297	19.429	24.633	20.454	23.103	
6	1'27.376 *	20.278	24.087	20.243*	22.768	212.5	2	1'27.317	20.129	24.051	20.239	22.898	212.1
7	1'27.974	20.031	23.751	20.985	23.207	214.2	3	1'28.112	19.989	24.509	20.478	23.136	214.2
8	1'27.433	20.160	24.131	20.227	22.915	214.2	4	1'27.004 *	20.044	24.062*	20.167*	22.731	212.1
9	1'27.097	20.110	24.061	20.105	22.821	214.2	5	1'26.845	19.961	23.962	20.158	22.764	212.1
10	1'27.211	20.137	23.915	20.169	22.990	212.5	6	1'26.788 *	19.997	24.015	20.077*	22.699	213.4

Fastest Lap: Stefano NEPA LEVELUP - MTA ITA **1'25.283** 19.879 23.603 19.594 22.207

These data/results cannot be reproduced, stored and/or transmitted in whole or in part by any manner of electronic, mechanical, photocopying, recording, broadcasting or otherwise now known or herein after developed without the previous express consent by the copyright owner, except for reproduction in daily press and regular printed publications on sale to the public within 60 days of the event related to those data/results and always provided that copyright symbol appears together as follows below.
© DORNA, 2024

Practice Nr. 1

Moto3

Lap	Lap Time	T1	T2	T3	T4	Speed	Lap	Lap Time	T1	T2	T3	T4	Speed
7	1'26.766	19.921	23.971	20.132	22.742	213.4	3	1'27.964	20.095	24.150	20.494	23.225	216.0
8	1'26.701	19.916	23.961	20.150	22.674	214.2	4	1'29.949	21.979	24.738	20.275	22.957	214.7
9	1'26.737	19.954	23.969	20.102	22.712	213.8	5	1'27.234 *	20.115	23.997	20.019*	23.103	213.8
10	1'28.000	20.001	24.263	20.942	22.794	212.5	6	1'28.071	20.290	24.084	20.783	22.914	215.1
11	1'26.564	19.964	23.886	20.010	22.704	213.4	7	1'27.436	20.169	24.044	20.374	22.849	210.1
12	1'26.422	20.035	23.810	19.963	22.614	214.2	8	1'34.459 P	23.924	25.072	20.500	24.963	212.5
13	1'26.490	19.952	23.945	19.945	22.648	214.2	9	6'00.194	19.922	24.711	20.556	23.036	
14	1'30.220 P	20.056	23.824	19.930	26.410	213.8	10	1'27.365	20.177	24.067	20.209	22.912	210.1
15	7'06.821 *	20.004	23.872	19.808	22.700		11	1'27.566	20.111	24.078	20.333	23.044	209.7
16	1'25.741	19.867	23.563	19.862	22.449	214.2	12	1'28.819 P	20.153	24.133	20.606	23.927	210.5
17	1'25.930	19.855	23.708	19.844	22.523	213.8	13	4'54.853 P	17.813	24.719	20.724	23.948	
18	1'31.289	19.874	23.715	20.495	27.205	213.4	14	2'48.120 P	17.973	24.912	20.849	24.671	
19	1'28.830	19.967	23.859	20.443	24.561	214.2	15	1'49.483	19.772	24.961	20.637	23.332	
20	1'26.391	19.865	23.909	19.951	22.666	213.4	16	1'26.474	20.379	23.691	19.966	22.438	215.1

12th 58 Luca LUNETTA SIC58 Squadra Corse ITA
Runs=2 Total laps=15 Full laps=12 Valid laps=12

1	1'32.842	18.805	24.363	20.400	23.248	
2	1'28.322	20.393	24.318	20.211	23.400	213.8
3	1'26.998	20.210	24.078	19.995	22.715	214.7
4	1'27.525	20.239	23.952	20.223	23.111	213.0
5	1'26.868	20.207	23.802	20.079	22.780	213.0
6	1'30.059	21.310	24.470	20.461	23.818	212.5
7	1'26.792	20.310	23.877	19.918	22.687	211.3
8	1'26.818	20.065	23.862	20.079	22.812	213.4
9	1'33.490	20.162	24.018	20.687	28.623	212.1
10	1'32.319 P	20.378	24.543	20.875	26.523	211.3
11	15'40.870	18.162	26.646	22.255	24.615	
12	1'26.506	20.125	23.658	19.988	22.735	214.2
13	1'25.973	20.006	23.662	19.735	22.570	214.2
14	1'25.842	19.925	23.625	19.722	22.570	213.8
15	1'26.048	19.962	23.610	19.808	22.668	214.7

13th 66 Joel KELSO BOE Motorsports AUS
Runs=3 Total laps=16 Full laps=11 Valid laps=9

1	1'49.200	19.902	24.705	20.433	23.134	
2	1'27.452	20.195	24.137	20.259	22.861	214.7
3	1'26.844 *	20.121	23.876	20.060*	22.787	216.8
4	1'27.397	20.104	23.867	20.452	22.974	214.7
5	1'26.669 *	19.954	23.794	20.180*	22.741*	217.3
6	1'26.829	19.974	23.807	20.153	22.895	213.8
7	1'26.949	20.043	23.967	20.105	22.834	214.2
8	1'30.960	20.190	24.890	20.934	24.946	216.4
9	1'36.669 P	22.840	27.331	20.990	25.508	213.4
10	9'30.906	20.866	24.511	20.309	22.893	
11	1'28.905 P	20.177	24.100	20.541	24.087	213.0
12	5'57.633	18.676	23.946	19.859	23.549	
13	1'25.911	19.851	23.455	20.093	22.512	216.8
14	1'30.443	19.958	23.678	20.133	26.674	216.4
15	1'25.850	19.843	23.549	19.820	22.638	214.2
16	1'26.847	19.977	23.829	20.148	22.893	214.2

14th 18 Matteo BERTELLE Kopron Rivacold Snip ITA
Runs=5 Total laps=18 Full laps=11 Valid laps=10

1	1'40.461	18.879	25.227	20.721	23.304	
2	1'27.636	20.249	24.252	20.252	22.883	213.0

15th 19 Scott OGDEN MLav Racing GBR
Runs=2 Total laps=14 Full laps=11 Valid laps=9

1	2'03.322	19.293	24.462	20.629	23.156	
2	1'27.924	20.322	23.975	20.525	23.102	212.1
3	1'27.599 *	20.437	24.088*	20.255	22.819	213.8
4	1'27.668	20.219	24.015	20.341	23.093	211.3
5	1'27.865 *	20.187	24.045	20.508*	23.125	211.7
6	1'27.804	20.085	24.155	20.480	23.084	211.3
7	1'27.711	20.086	24.109	20.505	23.011	211.3
8	1'30.675	20.174	24.386	21.560	24.555	211.7
9	1'35.007 P	20.325	25.752	21.921	27.009	210.5
10	15'31.810	25.992	24.242	19.986	23.251	
11	1'25.899	19.983	23.461	19.864	22.591	213.4
12	1'31.982	19.942	23.718	20.152	28.170	211.3
13	1'26.953	19.885	23.584	20.120	23.364	215.1
14	1'26.409	19.931	23.781	19.922	22.775	213.4

16th 24 Tatsuki SUZUKI Liqui Moly Husqvarna JPN
Runs=3 Total laps=18 Full laps=13 Valid laps=12

1	1'49.937	20.387	24.144	20.039	22.866	
2	1'26.585	19.985	23.711	20.014	22.875	213.4
3	1'26.501	19.873	23.711	19.956	22.961	216.4
4	1'27.315	19.964	23.962	20.423	22.966	215.1
5	1'26.683 *	19.908	23.751	20.070*	22.954	214.2
6	1'26.552	19.860	23.758	20.117	22.817	213.8
7	1'26.434	19.810	23.831	20.155	22.638	216.0
8	1'26.858	19.850	23.968	20.149	22.891	218.6
9	1'26.613	19.894	23.890	20.056	22.773	213.8
10	1'26.358	19.811	23.764	19.914	22.869	213.8
11	1'36.398 P	21.804	25.978	21.858*	26.758	209.7
12	7'12.558	20.032	23.767	20.017	22.748	
13	1'25.923	19.895	23.497	19.845	22.686	212.1
14	1'26.020	19.765	23.625	19.926	22.704	213.8
15	1'47.849 P	35.671	26.224	21.717	24.237	213.8
16	4'04.292	23.275	23.945	19.967	24.134	
17	1'30.284	20.037	23.596	19.823	26.828	214.7
18	1'26.085	19.870	23.822	19.717	22.676	215.5

Fastest Lap: Stefano NEPA LEVELUP - MTA ITA 1'25.283 19.879 23.603 19.594 22.207

These data/results cannot be reproduced, stored and/or transmitted in whole or in part by any manner of electronic, mechanical, photocopying, recording, broadcasting or otherwise now known or herein after developed without the previous express consent by the copyright owner, except for reproduction in daily press and regular printed publications on sale to the public within 60 days of the event related to those data/results and always provided that copyright symbol appears together as follows below.
© DORNA, 2024

Practice Nr. 1

Moto3

Lap	Lap Time	T1	T2	T3	T4	Speed	Lap	Lap Time	T1	T2	T3	T4	Speed	
17th	12	Jacob ROULSTONE Red Bull GASGAS Te AUS					17	1'26.233	19.885	23.796	19.811	22.741	213.8	
		Runs=2	Total laps=16	Full laps=13	Valid laps=9	18	1'26.528	19.928	23.848	19.877	22.875	213.0		
1	2'04.018	21.094	24.741	20.489	23.282									
2	1'27.631	20.388	24.144	20.196	22.903	213.0	20th	7	Filippo FARIOLI SIC58 Squadra Corse ITA					
3	1'27.882 *	20.778	24.159*	20.065	22.880	216.0		Runs=2	Total laps=15	Full laps=12	Valid laps=10			
4	1'26.575	20.079	23.808	19.854	22.834	213.8	1	1'57.425	20.190	24.602	20.517	23.028		
5	1'26.841 *	20.098	23.652	20.210*	22.881	212.5	2	1'27.766	20.210	24.089	20.315	23.152	213.4	
6	1'27.309	20.045	23.787	20.285	23.192	213.4	3	1'28.008 *	20.313	24.233*	20.485	22.977	213.0	
7	1'26.720	20.030	23.953	20.020	22.717	213.0	4	1'27.872	20.213	24.161	20.442	23.056	211.3	
8	1'28.482 *	20.162	24.163	20.624*	23.533	213.4	5	1'27.919 *	20.352	23.998	20.429*	23.140*	210.5	
9	1'27.497	20.166	24.116	20.286	22.929	211.7	6	1'27.341	20.207	23.940	20.303	22.891	212.5	
10	1'28.581 P	20.178	24.060	20.324	24.019	211.3	7	1'27.356	20.118	23.988	20.293	22.957	211.3	
11	12'47.400	19.310	23.688	19.764	22.698		8	1'27.822	20.167	24.225	20.448	22.982	210.9	
12	1'25.987	19.927	23.568	19.884	22.608	213.4	9	1'27.087	20.073	23.940	20.155	22.919	212.1	
13	1'25.956	19.918	23.651	19.873	22.514	212.5	10	1'28.148 P	20.173	24.202	20.407	23.366	210.5	
14	1'31.157 *	20.277	24.491	20.269	26.120*	213.0	11	15'28.716	18.406	24.196	20.276	23.460		
15	1'30.397	20.076	23.779	20.394	26.148	214.2	12	1'26.637	20.086	23.779	20.093	22.679	211.3	
16	1'26.311	19.967	23.927	19.872	22.545	215.5	13	1'26.725	20.028	23.686	20.214	22.797	211.7	
							14	1'26.335	20.000	23.699	19.930	22.706	211.7	
							15	1'27.350	20.018	23.920	20.203	23.209	211.7	
18th	70	Joshua WHATLEY MLav Racing GBR												
		Runs=5	Total laps=16	Full laps=9	Valid laps=8		21st	10	Nicola CARRARO LEVELUP - MTA ITA					
1	1'41.313	19.481	24.753	20.698	23.275			Runs=4	Total laps=19	Full laps=13	Valid laps=5			
2	1'28.536	20.331	24.350	20.599	23.256	210.5	1	1'37.772	19.075	25.730	20.986	23.391		
3	1'28.361	20.295	24.247	20.535	23.284	211.3	2	1'29.105 *	20.264	24.780	20.803*	23.258	214.7	
4	1'27.983	20.254	24.071	20.423	23.235	213.0	3	1'29.044	20.329	24.546	21.028	23.141	215.1	
5	1'27.482 *	20.174	24.026	20.310*	22.972	212.5	4	1'29.213 *	20.243	24.317	21.483*	23.170	214.2	
6	1'29.262	20.279	23.968	20.825	24.190	212.1	5	1'27.898 *	20.123	24.127	20.505*	23.143*	216.4	
7	1'27.653	20.183	24.055	20.494	22.921	211.3	6	1'28.521 *	20.341	24.194	20.921*	23.065	215.1	
8	1'36.396 P	20.272	27.897	21.662	26.565	212.1	7	1'27.401	20.106	24.117	20.338	22.840	215.1	
9	8'13.922	19.688	24.984	21.131	23.404		8	1'29.097 *	21.692	24.086	20.302*	23.017	217.3	
10	1'31.478 P	20.163	23.948	22.383*	24.984	210.5	9	1'27.421	20.000	24.078	20.318	23.025	215.5	
11	6'19.617 P	19.155	26.686	21.432	24.281		10	1'35.495 P	21.693	27.058	21.737	25.007	214.7	
12	1'58.416 P	26.523	24.835	20.985	25.084		11	4'32.387 *	22.700	24.875	20.948*	23.372		
13	1'49.339	19.685	24.689	20.773	23.216		12	1'29.290 *	20.259	24.601	21.105*	23.325	212.1	
14	1'26.541	20.109	23.777	20.065	22.590	213.4	13	1'30.295 P	20.235	24.537	21.181*	24.342	213.4	
15	1'26.231	20.142	23.634	19.905	22.550	212.1	14	5'38.458 P	19.798	25.034	20.484	24.141		
16	1'26.574	20.039	23.718	20.078	22.739	213.4	15	2'24.186	17.984	27.210	22.656	26.029		
							16	1'27.006 *	20.434	23.618	20.118*	22.836	213.4	
							17	1'26.487 *	19.900	23.610	20.102*	22.875	216.8	
19th	78	Joel ESTEBAN CFMOTO Gaviota As SPA					18	1'26.345	19.921	23.717	19.999	22.708	216.8	
		Runs=3	Total laps=18	Full laps=13	Valid laps=11		19	1'27.357	19.979	23.884	20.130	23.364	216.4	
1	1'36.987	18.637	24.636	20.895	23.274									
2	1'28.526	20.276	24.496	20.571	23.183	211.7	22nd	54	Riccardo ROSSI CIP Green Power ITA					
3	1'28.775	20.643	24.476	20.494	23.162	211.7		Runs=2	Total laps=16	Full laps=13	Valid laps=10			
4	1'28.007	20.292	24.213	20.435	23.067	212.1	1	1'39.729	19.227	24.962	20.664	23.362		
5	1'28.203 *	20.106	24.360	20.519*	23.218*	211.3	2	1'28.274	20.296	24.350	20.364	23.264	213.4	
6	1'28.833	20.139	24.434	20.459	23.801	211.7	3	1'28.670 *	20.503	24.394	20.468*	23.305	214.7	
7	1'27.644 *	20.150	24.196	20.388*	22.910	210.9	4	1'28.939 *	20.134	24.099	21.190*	23.516	215.1	
8	1'27.682	20.049	24.198	20.473	22.962	213.4	5	1'27.525 *	20.057	24.069	20.210*	23.189	214.7	
9	1'27.751	20.052	24.199	20.541	22.959	212.1	6	1'29.381	20.032	24.270	21.254	23.825	216.4	
10	1'27.367	20.075	24.132	20.095	23.065	211.3	7	1'27.372	20.137	24.083	20.217	22.935	213.0	
11	1'33.350 P	20.169	25.413	21.475*	26.293	212.1	8	1'27.602	20.235	24.092	20.233	23.042	215.1	
12	10'54.765	18.643	24.162	19.851	22.729		9	1'27.076	19.974	23.969	20.223	22.910	213.8	
13	1'26.365	19.826	23.799	19.943	22.797	212.1	10	1'38.016 P	23.089	26.404	21.665	26.858	212.5	
14	1'26.749	19.849	23.925	19.952	23.023	213.0	11	12'58.093	18.786	24.106	20.244	23.002		
15	1'28.417 P	20.022	23.898	20.144	24.353	212.1								
16	1'50.508	18.968	23.907	19.736	23.424									

Fastest Lap: Stefano NEPA LEVELUP - MTA ITA **1'25.283** 19.879 23.603 19.594 22.207

These data/results cannot be reproduced, stored and/or transmitted in whole or in part by any manner of electronic, mechanical, photocopying, recording, broadcasting or otherwise now known or herein after developed without the previous express consent by the copyright owner, except for reproduction in daily press and regular printed publications on sale to the public within 60 days of the event related to those data/results and always provided that copyright symbol appears together as follows below.
© DORNA, 2024

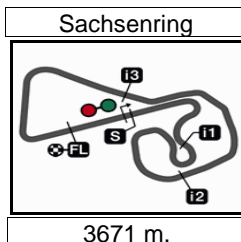
Practice Nr. 1

Moto3

Lap	Lap Time	T1	T2	T3	T4	Speed	Lap	Lap Time	T1	T2	T3	T4	Speed				
12	1'26.384	19.960	23.661	19.879	22.884	213.0	26th	85	Xabi ZURUTUZA				Red Bull KTM Ajo	SPA			
13	1'26.780	19.995	23.765	20.128	22.892	214.2			Runs=3	Total laps=11	Full laps=7	Valid laps=7					
14	1'31.286	19.823	23.623	20.058	27.782	213.4			1	2'09.761	21.795	25.470	21.030	23.332			
15	1'26.557	19.804	23.775	20.023	22.955	215.5			2	1'28.774	20.473	24.653	20.666	22.982	213.0		
16	1'29.051	20.350	24.802	20.289	23.610	212.5			3	1'28.632	*	20.236	24.545*	20.657	23.194	216.0	
23rd	5	Tatchakorn BUASRI				Honda Team Asia			THA	4	1'28.621	*	20.373	24.560	20.625*	23.063	212.5
		Runs=2	Total laps=19	Full laps=16	Valid laps=14	5			1'28.650	*	20.321	24.455	20.711*	23.163	213.0		
		1	1'44.972	19.860	25.384	21.111			23.210	6	1'28.402	20.323	24.578	20.480	23.021	213.0	
		2	1'28.068	20.380	24.143	20.450			23.095	213.8	7	1'28.586	20.259	24.617	20.596	23.114	213.8
		3	1'28.918	20.346	24.291	20.875			23.406	212.5	8	1'28.186	20.182	24.553	20.500	22.951	213.8
		4	1'28.833	20.862	24.087	20.712			23.172	209.7	9	1'30.343	21.376	24.991	20.673	23.303	213.0
		5	1'27.388	*	20.282	23.883	20.251*	22.972	214.2	unfinished	20.201	24.551			212.5		
		6	1'27.927	20.169	24.105	20.428	23.225	213.8	10	2'55.589	1'42.065	25.945	21.158	26.421			
		7	1'29.631	20.240	24.946	20.978	23.467	211.7	11	1'35.433	P	22.030	25.182	22.049	26.172	199.2	
		8	1'28.712	20.325	24.496	20.642	23.249	211.3									
9	1'29.159	20.405	24.503	20.850	23.401	210.9											
10	1'42.857	P	23.268	28.455	24.050	208.0											
11	8'25.216	19.577	24.354	20.434	23.060												
12	1'27.620	20.278	23.971	20.371	23.000	210.5											
13	1'29.260	20.167	24.457	21.108	23.528	211.3											
14	1'28.724	*	20.305	24.168	20.718*	23.533	210.9										
15	1'28.313	20.282	24.205	20.523	23.303	210.9											
16	1'29.384	20.307	24.764	20.822	23.491	210.5											
17	1'28.881	20.426	24.396	20.681	23.378	209.3											
18	1'29.690	20.462	24.771	20.873	23.584	210.1											
19	1'28.819	20.359	24.559	20.628	23.273	210.9											
24th	22	David ALMANSA				Kopron Rivacold Snip	SPA										
		Runs=1	Total laps=2	Full laps=1	Valid laps=1	1	1'46.126	19.544	24.758	20.759	23.085						
		2	1'27.744	20.252	24.249	20.318	22.925	214.2	unfinished	20.145				215.1			
25th	55	Noah DETTWILER				CIP Green Power	SWI										
		Runs=2	Total laps=18	Full laps=15	Valid laps=14	1	2'18.391	19.402	25.193	21.237	23.504						
		2	1'29.875	20.561	24.921	21.014	23.379	212.5									
		3	1'29.477	*	20.414	24.770*	20.922	23.371	212.1								
		4	1'29.116	20.341	24.728	20.843	23.204	210.5									
		5	1'29.320	20.324	24.685	20.902	23.409	210.9									
		6	1'30.271	20.480	25.539	20.908	23.344	208.0									
		7	1'31.014	P	20.407	24.724	21.231	24.652	211.7								
		8	9'30.939	23.379	25.152	20.650	24.989										
		9	1'28.353	20.165	24.530	20.520	23.138	211.3									
		10	1'28.024	20.113	24.399	20.482	23.030	210.5									
		11	1'27.912	20.125	24.350	20.405	23.032	210.5									
		12	1'28.258	20.131	24.357	20.581	23.189	212.5									
		13	1'28.297	20.175	24.413	20.577	23.132	211.3									
14	1'27.925	20.078	24.312	20.471	23.064	212.1											
15	1'31.191	22.784	24.677	20.608	23.122	211.7											
16	1'28.270	20.238	24.399	20.573	23.060	211.3											
17	1'28.187	20.248	24.349	20.533	23.057	211.7											
18	1'28.083	20.287	24.412	20.405	22.979	213.4											

Fastest Lap: Stefano NEPA LEVELUP - MTA ITA **1'25.283** 19.879 23.603 19.594 22.207

These data/results cannot be reproduced, stored and/or transmitted in whole or in part by any manner of electronic, mechanical, photocopying, recording, broadcasting or otherwise now known or herein after developed without the previous express consent by the copyright owner, except for reproduction in daily press and regular printed publications on sale to the public within 60 days of the event related to those data/results and always provided that copyright symbol appears together as follows below.
© DORNA, 2024



Results and timing service provided by **TISSOT**

LIQUI MOLY MOTORRAD GRAND PRIX DEUTSCHLAND

Practice Nr. 1

Best Partial Times

Moto3™

IT Ideal Lap Time, sum of the best partial times

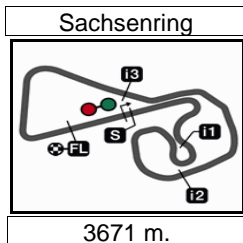
BT Best Lap Time

T1		T2		T3		T4				IT		BT	
Pos	Rider	Time	Rider	Time	Rider	Time	Rider	Time	Pos	Rider	IT	BT	
1	T.SUZUKI	19.765	I.ORTOLA	23.366	C.VEIJER	19.555	S.NEPA	22.207	1	S.NEPA	1'25.182	1'25.283	(1)
2	D.ALONSO	19.780	T.FURUSATO	23.377	S.NEPA	19.594	C.VEIJER	22.387	2	C.VEIJER	1'25.257	1'25.379	(4)
3	C.VEIJER	19.791	A.FERNANDEZ	23.414	D.ALONSO	19.602	I.ORTOLA	22.418	3	I.ORTOLA	1'25.283	1'25.314	(2)
4	A.PIQUERAS	19.793	J.KELSO	23.455	I.ORTOLA	19.621	M.BERTELLE	22.438	4	D.ALONSO	1'25.347	1'25.347	(3)
5	R.ROSSI	19.804	S.OGDEN	23.461	A.PIQUERAS	19.692	A.PIQUERAS	22.441	5	A.PIQUERAS	1'25.398	1'25.398	(5)
6	J.ESTEBAN	19.826	J.RUEDA	23.470	A.FERNANDEZ	19.714	D.MUÑOZ	22.444	6	T.FURUSATO	1'25.508	1'25.589	(6)
7	J.RUEDA	19.828	A.PIQUERAS	23.472	T.SUZUKI	19.717	D.HOLGADO	22.449	7	A.FERNANDEZ	1'25.518	1'25.678	(7)
8	M.BERTELLE	19.837	T.SUZUKI	23.497	L.LUNETTA	19.722	D.ALONSO	22.457	8	T.SUZUKI	1'25.617	1'25.923	(16)
9	J.KELSO	19.843	D.ALONSO	23.508	J.ESTEBAN	19.736	R.YAMANAKA	22.509	9	R.YAMANAKA	1'25.621	1'25.726	(9)
10	YAMANAKA	19.847	R.YAMANAKA	23.522	R.YAMANAKA	19.743	J.KELSO	22.512	10	J.KELSO	1'25.630	1'25.850	(13)
11	A.FERNANDEZ	19.848	C.VEIJER	23.524	T.FURUSATO	19.743	J.ROULSTONE	22.514	11	J.RUEDA	1'25.654	1'25.695	(8)
12	S.NEPA	19.853	S.NEPA	23.528	D.MUÑOZ	19.753	T.FURUSATO	22.520	12	M.BERTELLE	1'25.660	1'25.864	(14)
13	D.HOLGADO	19.855	D.MUÑOZ	23.559	J.RUEDA	19.755	A.FERNANDEZ	22.542	13	D.MUÑOZ	1'25.669	1'25.732	(10)
14	T.FURUSATO	19.868	D.HOLGADO	23.563	J.ROULSTONE	19.764	J.WHATLEY	22.550	14	D.HOLGADO	1'25.675	1'25.741	(11)
15	I.ORTOLA	19.878	J.ROULSTONE	23.568	M.BERTELLE	19.767	L.LUNETTA	22.570	15	J.ROULSTONE	1'25.764	1'25.956	(17)
16	S.OGDEN	19.885	N.CARRARO	23.610	D.HOLGADO	19.808	S.OGDEN	22.591	16	S.OGDEN	1'25.801	1'25.899	(15)
17	N.CARRARO	19.900	L.LUNETTA	23.610	J.KELSO	19.820	J.RUEDA	22.601	17	L.LUNETTA	1'25.827	1'25.842	(12)
18	D.MUÑOZ	19.913	M.BERTELLE	23.618	S.OGDEN	19.864	T.SUZUKI	22.638	18	J.ESTEBAN	1'26.087	1'26.233	(19)
19	J.ROULSTONE	19.918	R.ROSSI	23.623	R.ROSSI	19.879	F.FARIOLI	22.679	19	J.WHATLEY	1'26.128	1'26.231	(18)
20	L.LUNETTA	19.925	J.WHATLEY	23.634	J.WHATLEY	19.905	N.CARRARO	22.708	20	R.ROSSI	1'26.190	1'26.384	(22)
21	F.FARIOLI	20.000	F.FARIOLI	23.686	F.FARIOLI	19.930	J.ESTEBAN	22.729	21	N.CARRARO	1'26.217	1'26.345	(21)
22	J.WHATLEY	20.039	J.ESTEBAN	23.796	N.CARRARO	19.999	R.ROSSI	22.884	22	F.FARIOLI	1'26.295	1'26.335	(20)
23	N.DETTWILER	20.078	T.BUASRI	23.883	D.ALMANSA	20.318	D.ALMANSA	22.925	23	T.BUASRI	1'27.393	1'27.620	(23)
24	D.ALMANSA	20.145	D.ALMANSA	24.249	T.BUASRI	20.371	X.ZURUTUZA	22.951	24	D.ALMANSA	1'27.637	1'27.744	(24)

These data/results cannot be reproduced, stored and/or transmitted in whole or in part by any manner of electronic, mechanical, photocopying, recording, broadcasting or otherwise now known or herein after developed without the previous express consent by the copyright owner, except for reproduction in daily press and regular printed publications on sale to the public within 60 days of the event related to those data/results and always provided that copyright symbol appears together as follows below.
© DORNA, 2024

Official MotoGP Timing by **TISSOT**
www.motogp.com





Results and timing service provided by **TISSOT**

Moto3™

LIQUI MOLY MOTORRAD GRAND PRIX DEUTSCHLAND

Practice Nr. 1

Best Partial Times

IT Ideal Lap Time, sum of the best partial times

BT Best Lap Time

		T1		T2		T3		T4				
<i>Pos</i>	<i>Rider</i>	<i>Time</i>	<i>Rider</i>	<i>Time</i>	<i>Rider</i>	<i>Time</i>	<i>Rider</i>	<i>Time</i>	<i>Pos</i>	<i>Rider</i>	<i>IT</i>	<i>BT</i>
25	T.BUASRI	20.167	N.DETTWILER	24.312	N.DETTWILER	20.405	T.BUASRI	22.972	25	N.DETTWILER	1'27.774	1'27.912 (25)
26	X.ZURUTUZA	20.182	X.ZURUTUZA	24.455	X.ZURUTUZA	20.480	N.DETTWILER	22.979	26	X.ZURUTUZA	1'28.068	1'28.186 (26)


These data/results cannot be reproduced, stored and/or transmitted in whole or in part by any manner of electronic, mechanical, photocopying, recording, broadcasting or otherwise now known or herein after developed without the previous express consent by the copyright owner, except for reproduction in daily press and regular printed publications on sale to the public within 60 days of the event related to those data/results and always provided that copyright symbol appears together as follows below.

© DORNA, 2024

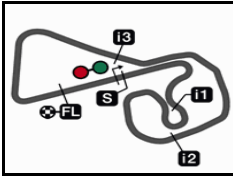
Official MotoGP Timing by **TISSOT**
www.motogp.com



Sachsenring

Results and timing service provided by 

Moto3™




LIQUI MOLY MOTORRAD GRAND PRIX DEUTSCHLAND

Practice Nr. 1

Fastest Laps Sequence

3671 m.

<i>Practice Time</i>	 <i>Rider</i>	<i>Nation</i>	<i>Motorcycle</i>	<i>Time</i>	<i>Km/h</i>	<i>Rider's Lap</i>
3'00.243	80 David ALONSO	COL	CFMOTO	1'27.676	150.7	2
3'08.097	18 Matteo BERTELLE	ITA	HONDA	1'27.636	150.8	2
3'11.537	72 Taiyo FURUSATO	JPN	HONDA	1'26.780	152.2	2
3'16.522	24 Tatsuki SUZUKI	JPN	HUSQVARNA	1'26.585	152.6	2
4'08.695	6 Ryusei YAMANAKA	JPN	KTM	1'26.301	153.1	2
9'54.760	6 Ryusei YAMANAKA	JPN	KTM	1'26.118	153.4	6
17'10.397	95 Collin VEIJER	NED	HUSQVARNA	1'25.976	153.7	9
18'36.068	95 Collin VEIJER	NED	HUSQVARNA	1'25.671	154.2	10
25'05.233	72 Taiyo FURUSATO	JPN	HONDA	1'25.589	154.4	12
32'00.178	48 Ivan ORTOLA	SPA	KTM	1'25.314	154.9	13
33'26.737	82 Stefano NEPA	ITA	KTM	1'25.283	154.9	13

These data/results cannot be reproduced, stored and/or transmitted in whole or in part by any manner of electronic, mechanical, photocopying, recording, broadcasting or otherwise now known or herein after developed without the previous express consent by the copyright owner, except for reproduction in daily press and regular printed publications on sale to the public within 60 days of the event related to those data/results and always provided that copyright symbol appears together as follows below.

© DORNA, 2024

Official MotoGP Timing by TISSOT
www.motogp.com



Sachsenring, Friday, July 05, 2024