


3671 m.

LIQUI MOLY MOTORRAD GRAND PRIX DEUTSCHLAND

Free Practice
Classification

3

		Rider	Nation	Team	Motorcycle	Time	Lap	Total	Gap	Top Speed	
1	31	Adrian FERNANDEZ	SPA	Leopard Racing	HONDA	1'25.938	19	21		213.8	
2	99	Jose Antonio RUEDA	SPA	Red Bull KTM Ajo	KTM	1'26.118	15	19	0.180	0.180	216.4
3	80	David ALONSO	COL	CFMOTO Gaviota Aspar Team	CFMOTO	1'26.127	17	21	0.189	0.009	216.4
4	6	Ryusei YAMANAKA	JPN	MT Helmets - MSI	KTM	1'26.473	16	16	0.535	0.346	216.4
5	48	Ivan ORTOLA	SPA	MT Helmets - MSI	KTM	1'26.580	12	15	0.642	0.107	213.8
6	78	Joel ESTEBAN	SPA	CFMOTO Gaviota Aspar Team	CFMOTO	1'26.615	16	19	0.677	0.035	214.7
7	66	Joel KELSO	AUS	BOE Motorsports	KTM	1'26.648	14	17	0.710	0.033	216.0
8	24	Tatsuki SUZUKI	JPN	Liqui Moly Husqvarna Intact GP	HUSQVARNA	1'26.689	17	19	0.751	0.041	217.3
9	19	Scott OGDEN	GBR	MLav Racing	HONDA	1'26.767	17	17	0.829	0.078	215.1
10	18	Matteo BERTELLE	ITA	Kopron Rivacold Snipers Team	HONDA	1'26.792	16	19	0.854	0.025	216.4
11	72	Taiyo FURUSATO	JPN	Honda Team Asia	HONDA	1'27.033	10	19	1.095	0.241	213.4
12	95	Collin VEIJER	NED	Liqui Moly Husqvarna Intact GP	HUSQVARNA	1'27.067	10	19	1.129	0.034	215.1
13	64	David MUÑOZ	SPA	BOE Motorsports	KTM	1'27.132	16	18	1.194	0.065	217.3
14	70	Joshua WHATLEY	GBR	MLav Racing	HONDA	1'27.154	18	18	1.216	0.022	213.0
15	96	Daniel HOLGADO	SPA	Red Bull GASGAS Tech3	GASGAS	1'27.317	15	18	1.379	0.163	215.5
16	58	Luca LUNETTA	ITA	SIC58 Squadra Corse	HONDA	1'27.357	15	20	1.419	0.040	215.5
17	22	David ALMANSA	SPA	Kopron Rivacold Snipers Team	HONDA	1'27.377	19	19	1.439	0.020	216.4
18	12	Jacob ROULSTONE	AUS	Red Bull GASGAS Tech3	GASGAS	1'27.409	16	16	1.471	0.032	213.8
19	36	Angel PIQUERAS	SPA	Leopard Racing	HONDA	1'27.448	17	19	1.510	0.039	215.5
20	82	Stefano NEPA	ITA	LEVELUP - MTA	KTM	1'27.478	13	17	1.540	0.030	213.4
21	85	Xabi ZURUTUZA	SPA	Red Bull KTM Ajo	KTM	1'27.611	17	19	1.673	0.133	219.9
22	7	Filippo FARIOLI	ITA	SIC58 Squadra Corse	HONDA	1'27.776	19	20	1.838	0.165	212.1
23	5	Tatchakorn BUASRI	THA	Honda Team Asia	HONDA	1'28.110	13	15	2.172	0.334	213.8
24	54	Riccardo ROSSI	ITA	CIP Green Power	KTM	1'28.190	14	17	2.252	0.080	213.4
25	55	Noah DETTWILER	SWI	CIP Green Power	KTM	1'28.240	19	19	2.302	0.050	213.8
26	10	Nicola CARRARO	ITA	LEVELUP - MTA	KTM	1'28.449	19	21	2.511	0.209	216.8

Practice condition: Dry

Air: 16°

Humidity: 74%

Ground: 19°

Fastest Lap:	Lap: 19	Adrian FERNANDEZ	1'25.938	153.7 Km/h
Best Race Lap:	2023	Daniel HOLGADO	1'25.694	154.2 Km/h
All-Time Lap Record:	2023	Ayumu SASAKI	1'25.130	155.2 Km/h

The results are provisional until the end of the limit for protest and appeals.

Time limit for protest expires 60' after publication of the results - Time:

These data/results cannot be reproduced, stored and/or transmitted in whole or in part by any manner of electronic, mechanical, photocopying, recording, broadcasting or otherwise now known or herein after developed without the previous express consent by the copyright owner, except for reproduction in daily press and regular printed publications on sale to the public within 60 days of the event related to those data/results and always provided that copyright symbol appears together as follows below.

© DORNA, 2024



3671 m.

LIQUI MOLY MOTORRAD GRAND PRIX DEUTSCHLAND

Free Practice

Top Speed & Average

4



Rider	Nation	Motorcycle	Top 5 speeds					Average	Top
85 Xabi ZURUTUZA	SPA	KTM	219.9	216.8	216.4	215.1	215.1	216.7	219.9
24 Tatsuki SUZUKI	JPN	HUSQVARNA	217.3	216.8	216.0	214.2	213.8	215.6	217.3
64 David MUÑOZ	SPA	KTM	217.3	216.8	215.5	215.5	215.1	216.0	217.3
10 Nicola CARRARO	ITA	KTM	216.8	216.8	215.5	215.1	214.7	215.8	216.8
6 Ryusei YAMANAKA	JPN	KTM	216.4	216.0	214.7	214.2	214.2	215.1	216.4
19 Scott OGDEN	GBR	HONDA	216.4	215.1	213.8	213.0	212.5	214.2	216.4
22 David ALMANSA	SPA	HONDA	216.4	216.0	216.0	215.1	214.2	215.5	216.4
80 David ALONSO	COL	CFMOTO	216.4	216.4	215.5	215.5	215.1	215.8	216.4
99 Jose Antonio RUEDA	SPA	KTM	216.4	215.1	214.7	214.2	214.2	214.9	216.4
66 Joel KELSO	AUS	KTM	216.0	215.5	214.2	214.2	213.8	214.5	216.0
36 Angel PIQUERAS	SPA	HONDA	215.5	215.1	214.7	214.2	214.2	214.6	215.5
58 Luca LUNETTA	ITA	HONDA	215.5	214.2	214.2	213.4	213.4	214.1	215.5
96 Daniel HOLGADO	SPA	GASGAS	215.5	213.8	213.8	213.8	213.4	214.0	215.5
18 Matteo BERTELLE	ITA	HONDA	215.1	213.8	213.4	213.4	213.4	213.8	215.1
95 Collin VEIJER	NED	HUSQVARNA	215.1	213.8	213.4	213.0	213.0	213.6	215.1
78 Joel ESTEBAN	SPA	CFMOTO	214.7	214.2	213.4	213.0	212.5	213.1	214.7
5 Tatchakorn BUASRI	THA	HONDA	213.8	213.8	212.5	211.7	210.9	212.1	213.8
12 Jacob ROULSTONE	AUS	GASGAS	213.8	213.0	213.0	212.5	212.5	213.0	213.8
31 Adrian FERNANDEZ	SPA	HONDA	213.8	213.4	213.0	213.0	212.5	213.0	213.8
48 Ivan ORTOLA	SPA	KTM	213.8	213.0	213.0	212.5	212.5	213.0	213.8
55 Noah DETTWILER	SWI	KTM	213.8	213.4	212.5	212.1	211.7	212.7	213.8
54 Riccardo ROSSI	ITA	KTM	213.4	213.0	212.5	212.5	211.7	212.2	213.4
72 Taiyo FURUSATO	JPN	HONDA	213.4	213.0	212.5	212.5	212.5	212.8	213.4
82 Stefano NEPA	ITA	KTM	213.4	213.0	212.1	211.7	211.7	212.4	213.4
70 Joshua WHATLEY	GBR	HONDA	213.0	212.5	212.1	212.1	211.7	212.3	213.0
7 Filippo FARIOLI	ITA	HONDA	212.1	210.9	210.9	210.9	210.9	211.1	212.1

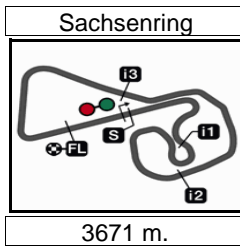
These data/results cannot be reproduced, stored and/or transmitted in whole or in part by any manner of electronic, mechanical, photocopying, recording, broadcasting or otherwise now known or herein after developed without the previous express consent by the copyright owner, except for reproduction in daily press and regular printed publications on sale to the public within 60 days of the event related to those data/results and always provided that copyright symbol appears together as follows below.

© DORNA, 2024

Official MotoGP Timing by TISSOT
www.motogp.com



Sachsenring, Friday, July 05, 2024



Results and timing service provided by TISSOT

Moto3™

LIQUI MOLY MOTORRAD GRAND PRIX DEUTSCHLAND

Free Practice

Chronological Analysis of Performances

5

* Lap / Sector time cancelled T1 Time from finish line to 1st intermediate T3 Time from 2nd intermed. to 3rd intermed.
P Crossing the finish line in pit lane T2 Time from 1st intermed. to 2nd intermed. T4 Time from 3rd intermediate to finish line

Lap	Lap Time	T1	T2	T3	T4	Speed	Lap	Lap Time	T1	T2	T3	T4	Speed
1st 31 Adrian FERNANDEZ Leopard Racing SPA													
		Runs=2 Total laps=21		Full laps=18		Valid laps=18							
1	2'52.839	22.278	29.368	23.607	27.671		1	2'21.502	21.839	27.391	22.881	26.229	
2	1'36.448	21.673	26.698	22.404	25.673	210.5	2	1'33.370	21.520	25.596	21.007	25.247	210.9
3	1'34.251	21.345	25.944	21.683	25.279	208.8	3	1'31.095	20.817	24.959	20.782	24.537	211.7
4	1'31.895	21.044	25.179	21.054	24.618	209.7	4	1'30.024	20.696	24.667	20.572	24.089	212.1
5	1'30.072	20.660	24.823	20.572	24.017	211.3	5	1'28.729	20.303	24.500	20.300	23.626	213.0
6	1'29.599	20.514	24.748	20.573	23.764	212.5	6	1'28.344	20.350	24.305	20.209	23.480	213.4
7	1'29.846	20.640	24.831	20.723	23.652	213.0	7	1'28.232	20.436	24.305	20.183	23.308	214.2
8	1'28.308	20.327	24.299	20.426	23.256	211.3	8	1'27.706	20.175	24.143	20.140	23.248	215.1
9	1'27.883	20.285	24.187	20.260	23.151	210.1	9	1'27.496	20.138	24.169	20.142	23.047	212.5
10	1'27.759	20.479	24.028	20.216	23.036	211.3	10	1'27.055	19.995	24.164	19.942	22.954	213.4
11	1'27.844	20.265	23.980	20.484	23.115	210.9	11	1'27.063	19.923	24.013	20.083	23.044	216.4
12	1'27.078	20.082	23.930	20.137	22.929	212.1	12	1'27.533	19.943	24.168	20.295	23.127	214.2
13	1'27.427	20.147	23.976	20.282	23.022	211.3	13	1'27.264	19.994	24.117	20.064	23.089	214.2
14	1'27.157	20.167	24.018	20.049	22.923	210.9	14	1'27.618	P 20.059	24.200	20.337	23.022	213.8
15	1'27.073	20.182	23.828	20.132	22.931	212.5	15	6'01.832	21.579	24.450	20.002	22.852	
16	1'30.407	P 20.071	24.175	20.240	25.921	213.4	16	1'26.168	19.944	23.785	19.820	22.619	213.0
17	4'19.461	22.153	24.246	20.541	23.741		17	1'26.127	19.845	23.850	19.854	22.578	214.7
18	1'26.406	19.937	23.709	20.015	22.745	213.8	18	1'26.159	19.956	23.763	19.860	22.580	216.4
19	1'25.938	19.996	23.475	19.873	22.594	212.1	19	1'27.016	19.911	23.941	20.250	22.914	215.5
20	1'26.048	20.015	23.561	19.831	22.641	210.9	20	1'26.802	19.934	23.926	20.214	22.728	215.5
21	1'26.463	20.017	23.696	19.925	22.825	213.0	21	1'26.628	20.001	23.907	19.970	22.750	214.7
2nd 99 Jose Antonio RUED Red Bull KTM Ajo SPA													
		Runs=2 Total laps=19		Full laps=16		Valid laps=15							
1	3'24.811	23.331	27.559	22.834	25.148		1	13'43.079	24.594	25.865	20.867	24.034	
2	1'32.140	21.450	25.337	21.285	24.068	210.5	2	1'29.659	20.868	25.004	20.279	23.508	213.0
3	1'29.711	20.534	24.785	20.825	23.567	210.5	3	1'28.673	20.765	24.605	20.036	23.267	213.4
4	1'30.456	20.652	24.974	20.946	23.884	211.3	4	1'27.665	20.536	24.254	20.014	22.861	216.4
5	1'29.259	20.560	24.718	20.704	23.277	212.1	5	1'27.106	20.268	24.034	19.872	22.932	214.7
6	1'28.719	20.520	24.607	20.363	23.229	213.4	6	1'27.067	20.295	24.016	19.897	22.859	216.0
7	1'28.105	20.427	24.402	20.240	23.036	212.5	7	1'27.727	20.239	24.033	20.075	23.380	214.2
8	1'27.843	20.251	24.346	20.225	23.021	213.4	8	1'26.675	20.093	23.794	19.898	22.890	213.0
9	1'27.688	20.255	24.242	20.203	22.988	212.1	9	1'26.881	20.169	23.924	19.978	22.810	213.8
10	1'27.515	20.213	24.230	20.187	22.885	212.1	10	1'26.815	20.103	23.871	20.017	22.824	213.0
11	1'27.357	20.143	24.118	20.219	22.877	213.8	11	1'26.952	20.218	23.971	19.968	22.795	211.3
12	1'28.954	P 20.151	24.029	20.194	24.580	214.2	12	1'26.723	20.127	23.910	19.950	22.736	210.9
13	7'24.354	21.527	24.734	21.128	24.675		13	1'26.798	20.113	23.865	19.995	22.825	213.8
14	1'26.503	20.099	23.783	20.018	22.603	213.8	14	1'26.739	20.120	23.903	20.035	22.681	212.5
15	1'26.118	20.006	23.621	19.904	22.587	214.2	15	1'26.585	20.061	23.904	19.994	22.626	213.0
16	1'26.063	* 19.983	23.621	19.841*	22.618	214.7	16	1'26.473	20.012	23.928	19.842	22.691	214.2
17	1'26.160	20.019	23.594	19.854	22.693	213.4							
18	1'26.238	19.907	23.678	19.919	22.734	215.1							
19	1'26.298	19.936	23.687	19.940	22.735	216.4							
4th 6 Ryusei YAMANAKA MT Helmets - MSI JPN													
		Runs=1 Total laps=16		Full laps=15		Valid laps=15							
1	13'43.079	24.594	25.865	20.867	24.034		1	13'43.079	24.594	25.865	20.867	24.034	
2	1'29.659	20.868	25.004	20.279	23.508	213.0	2	1'29.659	20.868	25.004	20.279	23.508	213.0
3	1'28.673	20.765	24.605	20.036	23.267	213.4	3	1'28.673	20.765	24.605	20.036	23.267	213.4
4	1'27.665	20.536	24.254	20.014	22.861	216.4	4	1'27.665	20.536	24.254	20.014	22.861	216.4
5	1'27.106	20.268	24.034	19.872	22.932	214.7	5	1'27.106	20.268	24.034	19.872	22.932	214.7
6	1'27.067	20.295	24.016	19.897	22.859	216.0	6	1'27.067	20.295	24.016	19.897	22.859	216.0
7	1'27.727	20.239	24.033	20.075	23.380	214.2	7	1'27.727	20.239	24.033	20.075	23.380	214.2
8	1'26.675	20.093	23.794	19.898	22.890	213.0	8	1'26.675	20.093	23.794	19.898	22.890	213.0
9	1'26.881	20.169	23.924	19.978	22.810	213.8	9	1'26.881	20.169	23.924	19.978	22.810	213.8
10	1'26.815	20.103	23.871	20.017	22.824	213.0	10	1'26.815	20.103	23.871	20.017	22.824	213.0
11	1'26.952	20.218	23.971	19.968	22.795	211.3	11	1'26.952	20.218	23.971	19.968	22.795	211.3
12	1'26.723	20.127	23.910	19.950	22.736	210.9	12	1'26.723	20.127	23.910	19.950	22.736	210.9
13	1'26.798	20.113	23.865	19.995	22.825	213.8	13	1'26.798	20.113	23.865	19.995	22.825	213.8
14	1'26.739	20.120	23.903	20.035	22.681	212.5	14	1'26.739	20.120	23.903	20.035	22.681	212.5
15	1'26.585	20.061	23.904	19.994	22.626	213.0	15	1'26.585	20.061	23.904	19.994	22.626	213.0
16	1'26.473	20.012	23.928	19.842	22.691	214.2	16	1'26.473	20.012	23.928	19.842	22.691	214.2
5th 48 Ivan ORTOLA MT Helmets - MSI SPA													
		Runs=1 Total laps=15		Full laps=13		Valid laps=12							
1	13'42.920	25.515	25.884	20.804	24.314		1	13'42.920	25.515	25.884	20.804	24.314	

Fastest Lap: Adrian FERNANDEZ Leopard Racing SPA 1'25.938 19.996 23.475 19.873 22.594

These data/results cannot be reproduced, stored and/or transmitted in whole or in part by any manner of electronic, mechanical, photocopying, recording, broadcasting or otherwise now known or herein after developed without the previous express consent by the copyright owner, except for reproduction in daily press and regular printed publications on sale to the public within 60 days of the event related to those data/results and always provided that copyright symbol appears together as follows below.
© DORNA, 2024



Free Practice

Moto3

Lap	Lap Time	T1	T2	T3	T4	Speed	Lap	Lap Time	T1	T2	T3	T4	Speed
8th 24 Tatsuki SUZUKI Liqui Moly Husqvarna JPN Runs=2 Total laps=19 Full laps=16 Valid laps=16							1	4'22.964	22.665	26.751	22.102	25.431	
2	1'29.564	20.719	24.818	20.418	23.609	209.7	2	1'34.043	21.448	25.874	21.598	25.123	209.7
3	1'27.589 *	20.317	24.156	20.140*	22.976	210.9	3	1'31.337	20.942	25.176	20.957	24.262	209.3
4	1'27.846	20.261	24.290	20.253	23.042	212.5	4	1'29.824	20.660	24.995	20.563	23.606	210.5
5	1'27.731	20.205	24.064	20.326	23.136	211.3	5	1'29.170	20.525	24.563	20.404	23.678	211.3
6	1'27.551	20.058	24.125	20.256	23.112	210.9	6	1'28.744	20.461	24.483	20.295	23.505	211.7
7	1'27.198	20.034	24.070	20.172	22.922	213.8	7	1'28.567	20.371	24.586	20.347	23.263	211.7
8	1'27.804	20.042	24.044	20.203	23.515	211.3	8	1'32.775	20.392	24.552	22.038	25.793	210.9
9	1'27.583	20.241	24.027	20.230	23.085	213.0	9	1'27.845	20.276	24.304	20.128	23.137	211.7
10	1'27.002	20.018	23.905	20.189	22.890	212.5	10	1'35.013 P	21.609	25.560	21.950	25.894	212.1
11	1'26.913	20.075	23.839	20.091	22.908	211.7	11	6'12.890	20.841	24.471	20.295	23.253	
12	1'26.580	19.895	23.867	20.030	22.788	211.3	12	1'28.220	20.216	24.486	20.353	23.165	213.4
13	1'26.844	19.967	23.789	20.136	22.952	213.0	13	1'27.533	20.194	24.107	20.211	23.021	213.4
14	1'27.119	19.979	23.964	20.171	23.005	211.3	14	1'29.342	20.069	23.817	20.572	24.884	214.2
15	1'34.644 P	22.234	25.183	21.407	25.820	211.3	15	1'28.579	20.383	24.563	20.353	23.280	212.1
6th 78 Joel ESTEBAN CFMOTO Gaviota As SPA Runs=2 Total laps=19 Full laps=16 Valid laps=14							16	1'27.564	19.953	24.300	20.333	22.978	216.8
1	2'51.982	21.338	28.015	23.256	26.775		17	1'26.689	20.112	23.797	19.955	22.825	213.8
2	1'37.721	21.991	27.074	22.621	26.035	210.1	18	1'31.480	19.973	24.144	20.258	27.105	217.3
3	1'34.156	21.298	25.765	21.665	25.428	209.7	19	1'27.660	20.214	24.103	20.189	23.154	216.0
4	1'31.833	20.892	25.289	21.040	24.612	210.9	9th 19 Scott OGDEN MLav Racing GBR Runs=3 Total laps=17 Full laps=12 Valid laps=12						
5	1'30.180 *	20.630	24.897	20.724*	23.929	214.7	1	5'59.458	22.916	29.334	23.308	26.002	
6	1'29.516	20.602	24.688	20.444	23.782	212.5	2	1'33.980	21.523	25.933	21.663	24.861	207.6
7	1'29.810	20.470	25.218	20.442	23.680	213.0	3	1'31.944	21.040	25.532	21.132	24.240	209.3
8	1'28.663	20.300	24.506	20.481	23.376	212.5	4	1'30.606	20.973	25.174	20.574	23.885	209.3
9	1'28.255	20.228	24.445	20.322	23.260	211.7	5	1'29.843	20.571	24.881	20.579	23.812	211.3
10	1'27.838	20.112	24.313	20.314	23.099	212.5	6	1'28.895	20.544	24.403	20.509	23.439	212.5
11	1'28.136	20.280	24.354	20.317	23.185	212.1	7	1'28.319	20.271	24.409	20.277	23.362	210.5
12	1'29.276	20.420	24.261	20.725	23.870	212.5	8	1'32.696 P	20.292	24.256	20.886	27.262	210.9
13	1'30.502 P	20.167	24.428	20.684*	25.223	213.4	9	3'52.863	20.903	25.002	20.763	23.490	
14	6'47.921	20.931	24.599	20.271	23.181		10	1'28.228	20.339	24.209	20.352	23.328	209.3
15	1'27.263	20.099	23.977	20.142	23.045	211.3	11	1'31.311 P	20.402	24.270	20.927	25.712	208.8
16	1'26.615	20.035	23.854	19.850	22.876	212.1	12	4'59.109	21.163	24.312	21.496	24.119	
17	1'28.710	20.467	24.240	20.836	23.167	214.2	13	1'29.070	20.254	23.858	20.298	24.660	211.3
18	1'27.617 *	20.012	24.186	20.334*	23.085	211.7	14	1'26.960	20.304	23.872	19.974	22.810	213.0
19	1'28.850	20.181	24.443	21.131	23.095	212.5	15	1'26.822	20.231	23.851	19.979	22.761	213.8
7th 66 Joel KELSO BOE Motorsports AUS Runs=3 Total laps=17 Full laps=12 Valid laps=11							16	1'29.711	22.081	23.990	20.313	23.327	216.4
1	2'24.193	20.212	26.813	21.728	25.090		17	1'26.767	20.035	23.761	19.794	23.177	215.1
2	1'32.116	21.072	25.401	20.719	24.924	210.5	10th 18 Matteo BERTELLE Kopron Rivacold Snip ITA Runs=2 Total laps=19 Full laps=16 Valid laps=16						
3	1'31.079	20.909	24.799	20.495	24.876	211.7	1	3'00.079	23.264	27.743	22.308	25.742	
4	1'29.336	20.656	24.647	20.264	23.769	211.3	2	1'34.746	21.635	26.572	21.385	25.154	209.3
5	1'28.734	20.376	24.554	20.105	23.699	212.5	3	1'33.947	21.480	26.359	21.214	24.894	208.4
6	1'28.175	20.314	24.490	20.146	23.225	216.0	4	1'32.001	21.004	25.777	21.014	24.206	209.7
7	1'28.088	20.393	24.424	20.154	23.117	214.2	5	1'30.772	20.761	25.568	20.769	23.674	210.5
8	1'28.320	20.590	24.355	20.246	23.129	215.5	6	1'29.678	20.629	25.109	20.506	23.434	210.5
9	1'27.667	20.246	24.303	20.179	22.939	213.0	7	1'29.506	20.600	24.865	20.553	23.488	211.3
10	1'30.204 P	20.142	24.282	20.430	25.350	212.5	8	1'29.037	20.499	24.627	20.274	23.637	212.1
11	8'27.789	21.276	24.957	20.534	23.136		9	1'31.419	21.577	25.198	20.873	23.771	211.7
12	1'28.837 P	20.087	24.218	20.445	24.087	213.8	10	1'28.412	20.491	24.509	20.243	23.169	210.9
13	4'41.161	22.340	24.818	20.232	23.582		11	1'28.574	20.485	24.488	20.567	23.034	210.1
14	1'26.648	20.086	23.949	19.959	22.654	214.2							
15	1'29.668	20.253	26.015	20.425	22.975	213.8							
16	1'28.556 *	20.140	24.289	21.014*	23.113	213.8							
17	1'28.477	20.358	24.400	20.508	23.211	213.4							

Fastest Lap: Adrian FERNANDEZ Leopard Racing SPA 1'25.938 19.996 23.475 19.873 22.594

These data/results cannot be reproduced, stored and/or transmitted in whole or in part by any manner of electronic, mechanical, photocopying, recording, broadcasting or otherwise now known or herein after developed without the previous express consent by the copyright owner, except for reproduction in daily press and regular printed publications on sale to the public within 60 days of the event related to those data/results and always provided that copyright symbol appears together as follows below.
© DORNA, 2024



Free Practice

Moto3

Lap	Lap Time	T1	T2	T3	T4	Speed	Lap	Lap Time	T1	T2	T3	T4	Speed
12	1'27.879	20.301	24.309	20.195	23.074	213.4	2	1'32.965	21.579	25.633	20.924	24.829	210.5
13	1'33.516 P	21.528	25.102	21.220	25.666	211.7	3	1'30.571	20.786	25.060	20.580	24.145	212.1
14	7'16.334	24.168	25.768	21.586	23.370		4	1'29.604	20.657	24.714	20.286	23.947	212.5
15	1'29.511	21.964	24.009	20.393	23.145	213.4	5	1'28.992	20.476	24.629	20.135	23.752	214.7
16	1'26.792	20.088	23.890	19.952	22.862	213.8	6	1'28.190	20.314	24.339	20.104	23.433	214.2
17	1'27.480	20.132	23.954	20.275	23.119	215.1	7	1'28.182	20.410	24.256	20.168	23.348	214.2
18	1'27.428	20.189	24.038	20.248	22.953	213.4	8	1'27.757	20.382	24.176	19.951	23.248	215.5
19	1'27.364	20.079	24.091	20.193	23.001	213.0	9	1'27.577	20.411	24.194	20.018	22.954	212.5

11th 72 Taiyo FURUSATO Honda Team Asia JPN
Runs=2 Total laps=19 Full laps=16 Valid laps=15

1	2'19.321	21.725	28.047	22.927	25.766	
2	1'33.369	21.348	25.673	21.676	24.672	208.0
3	1'31.567	21.060	25.057	21.015	24.435	208.0
4	1'30.202	20.643	24.772	20.844	23.943	208.4
5	1'29.389	20.546	24.618	20.566	23.659	208.8
6	1'28.840	20.491	24.222	20.502	23.625	208.4
7	1'28.471	20.516	24.193	20.341	23.421	208.4
8	1'28.051	20.491	24.024	20.177	23.359	209.7
9	1'27.537	20.292	23.871	20.184	23.190	212.5
10	1'27.033	20.163	23.841	19.930	23.099	212.5
11	1'27.243	20.145	23.921	20.075	23.102	212.5
12	1'27.276 *	20.148	23.901	20.204 *	23.023	212.1
13	1'28.996 P	20.298	24.182	20.189	24.327	213.0
14	8'17.990	23.517	24.255	20.842	23.186	
15	1'28.363	20.761	24.189	20.396	23.017	209.3
16	1'27.907	20.294	24.117	20.360	23.136	210.9
17	1'28.019	20.334	24.227	20.359	23.099	209.7
18	1'28.436	20.411	24.067	20.470	23.488	210.9
19	1'28.149	20.337	24.186	20.473	23.153	213.4

12th 95 Collin VEIJER Liqui Moly Husqvarna NED
Runs=2 Total laps=19 Full laps=16 Valid laps=16

1	3'36.536	22.384	29.096	23.599	26.797	
2	1'35.028	21.345	26.403	22.147	25.133	208.0
3	1'32.301	20.925	25.565	21.340	24.471	208.4
4	1'29.906	20.580	24.905	20.728	23.693	210.1
5	1'28.806	20.516	24.539	20.426	23.325	212.1
6	1'28.167	20.278	24.312	20.260	23.317	211.3
7	1'28.199	20.258	24.101	20.016	23.824	211.3
8	1'28.379	20.382	24.539	20.293	23.165	213.8
9	1'27.226	20.130	24.085	20.068	22.943	211.7
10	1'27.067	20.170	24.144	19.945	22.808	211.3
11	1'27.099	20.092	24.095	20.087	22.825	213.0
12	1'27.120	20.174	24.065	20.019	22.862	213.0
13	1'35.231 P	22.382	26.078	21.304	25.467	211.3
14	7'07.059	24.517	25.361	21.278	29.556	
15	1'27.950	20.444	24.141	20.159	23.206	210.9
16	1'27.157	20.247	24.012	20.001	22.897	215.1
17	1'27.167	20.124	24.141	20.069	22.833	212.1
18	1'28.804	21.248	24.245	20.139	23.172	213.0
19	1'28.200	20.185	24.225	20.438	23.352	213.4

13th 64 David MUÑOZ BOE Motorsports SPA
Runs=2 Total laps=18 Full laps=15 Valid laps=15

1	2'23.010	19.636	26.902	21.943	25.828	
---	-----------------	--------	--------	--------	--------	--

10	1'30.380 P	20.248	24.219	21.346	24.567	214.2
11	9'47.600	20.819	25.151	20.695	23.306	
12	1'32.662	21.168	25.059	21.123	25.312	213.8
13	1'27.887	20.289	24.089	20.186	23.323	215.5
14	1'30.886	22.132	24.625	20.783	23.346	214.7
15	1'27.602	20.306	24.274	20.135	22.887	217.3
16	1'27.132	20.198	24.073	20.055	22.806	213.4
17	1'28.417	20.212	24.131	20.333	23.741	215.1
18	1'28.069	20.138	24.188	20.454	23.289	216.8

14th 70 Joshua WHATLEY MLav Racing GBR
Runs=2 Total laps=18 Full laps=15 Valid laps=15

1	2'54.295	22.235	30.774	25.229	29.106	
2	1'41.127	23.110	27.950	23.334	26.733	204.5
3	1'35.241	21.650	26.071	21.769	25.751	206.5
4	1'33.791	21.344	25.857	21.550	25.040	206.1
5	1'33.217	21.241	25.502	21.457	25.017	207.2
6	1'33.382	21.154	25.610	21.544	25.074	206.1
7	1'32.048	21.102	25.100	21.344	24.502	205.3
8	1'30.247	20.919	24.693	20.846	23.789	207.6
9	1'32.877	20.571	24.856	21.301	26.149	208.0
10	1'29.781	20.650	24.444	20.838	23.849	209.3
11	1'29.260	20.630	24.423	20.740	23.467	208.4
12	1'34.369 P	21.847	26.377	20.677	25.468	209.3
13	8'26.622	25.920	25.363	21.657	23.526	
14	1'28.457	20.925	24.127	20.290	23.115	211.7
15	1'27.710	20.280	23.897	20.408	23.125	212.5
16	1'27.561	20.363	23.906	20.229	23.063	212.1
17	1'29.267	22.014	23.992	20.347	22.914	213.0
18	1'27.154	20.226	23.786	20.063	23.079	212.1

15th 96 Daniel HOLGADO Red Bull GASGAS Te SPA
Runs=2 Total laps=18 Full laps=15 Valid laps=15

1	6'15.609	23.523	29.631	23.408	27.189	
2	1'36.910	21.887	27.606	22.007	25.410	207.2
3	1'33.294	21.332	25.999	21.407	24.556	208.0
4	1'31.012	20.977	25.326	20.811	23.898	211.3
5	1'30.492	20.689	25.156	20.938	23.709	211.7
6	1'29.467	20.402	24.991	20.619	23.455	212.5
7	1'28.763	20.323	24.792	20.514	23.134	212.1
8	1'28.750	20.268	24.618	20.759	23.105	212.5
9	1'28.548	20.267	24.648	20.563	23.070	212.1
10	1'28.274	20.225	24.571	20.395	23.083	213.4
11	1'38.398 P	23.391	26.904	21.589	26.514	213.4
12	5'58.178	20.919	24.774	20.582	23.195	
13	1'27.601	20.292	24.209	20.270	22.830	213.8
14	1'29.278	20.226	24.495	20.828	23.729	210.5
15	1'27.317	20.175	24.263	20.199	22.680	213.8

Fastest Lap: Adrian FERNANDEZ Leopard Racing SPA **1'25.938** 19.996 23.475 19.873 22.594

These data/results cannot be reproduced, stored and/or transmitted in whole or in part by any manner of electronic, mechanical, photocopying, recording, broadcasting or otherwise now known or herein after developed without the previous express consent by the copyright owner, except for reproduction in daily press and regular printed publications on sale to the public within 60 days of the event related to those data/results and always provided that copyright symbol appears together as follows below.
© DORNA, 2024

Free Practice

Moto3

Lap	Lap Time	T1	T2	T3	T4	Speed	Lap	Lap Time	T1	T2	T3	T4	Speed
16	1'30.685	20.248	26.989	20.481	22.967	213.8	6	1'28.250	20.499	24.475	20.330	22.946	212.5
17	1'27.346	20.069	24.149	20.247	22.881	215.5	7	1'28.190	20.501	24.331	20.243	23.115	212.5
18	1'27.609	20.173	24.248	20.284	22.904	209.7	8	1'28.930 P	20.418	24.362	20.422*	23.728	211.7
16th 58 Luca LUNETTA SIC58 Squadra Corse ITA Runs=2 Total laps=20 Full laps=17 Valid laps=16							9	6'47.987	21.429	25.669	20.838	23.726	
1	2'52.768	22.819	31.313	24.832	28.659		10	1'28.991	20.498	24.626	20.533	23.334	212.1
2	1'39.620	22.593	27.817	22.641	26.569	209.3	11	1'28.933	20.596	24.598	20.655	23.084	210.9
3	1'36.784	21.831	27.092	22.157	25.704	209.3	12	1'27.868	20.416	24.215	20.230	23.007	213.0
4	1'33.114	21.256	25.993	21.210	24.655	210.1	13	1'28.002	20.355	24.419	20.252	22.976	212.1
5	1'31.393	20.956	25.485	21.055	23.897	211.3	14	1'27.807	20.394	24.202	20.296	22.915	211.3
6	1'30.300	20.789	25.117	20.680	23.714	210.9	15	1'28.070	20.266	24.340	20.350	23.114	213.0
7	1'30.050 *	20.689	24.972	20.765*	23.624	211.3	16	1'27.409	20.218	23.944	20.269	22.978	213.8
8	1'29.127	20.546	24.672	20.408	23.501	211.7	19th 36 Angel PIQUERAS Leopard Racing SPA Runs=2 Total laps=19 Full laps=16 Valid laps=15						
9	1'29.710	20.952	24.947	20.327	23.484	213.4	1	2'45.452	22.444	29.667	23.744	27.140	
10	1'28.397	20.434	24.470	20.287	23.206	215.5	2	1'38.506	22.727	27.779	22.053	25.947	207.2
11	1'27.767	20.416	24.188	20.192	22.971	213.0	3	1'34.404	21.553	26.046	21.632	25.173	207.6
12	1'27.851	20.501	24.235	20.097	23.018	214.2	4	1'32.534	21.133	25.663	21.246	24.492	208.8
13	1'27.378	20.357	24.053	20.022	22.946	213.0	5	1'32.125	21.000	25.663	21.161	24.301	209.7
14	1'27.737	20.379	24.185	20.160	23.013	211.7	6	1'31.937	21.072	25.480	21.154	24.231	209.7
15	1'27.357	20.193	24.010	20.182	22.972	213.0	7	1'30.411	20.686	25.202	20.639	23.884	210.1
16	1'32.664 P	20.497	24.347	21.914	25.906	213.4	8	1'28.660	20.485	24.482	20.364	23.329	213.8
17	5'30.780	24.883	25.365	21.127	23.697		9	1'28.306	20.324	24.281	20.420	23.281	213.8
18	1'28.565	20.529	24.415	20.434	23.187	214.2	10	1'27.833	20.383	24.181	20.148	23.121	214.2
19	1'28.403	20.606	24.358	20.358	23.081	210.9	11	1'28.013	20.315	24.187	20.403	23.108	214.2
20	1'27.836	20.397	24.232	20.190	23.017	212.5	12	1'28.593	20.149	24.294	20.764	23.386	214.7
17th 22 David ALMANSA Kopron Rivacold Snip SPA Runs=2 Total laps=19 Full laps=16 Valid laps=16							13	1'33.679 P	20.505	25.531	21.245	26.398	212.5
1	3'06.346	24.422	29.521	23.938	26.992		14	7'25.384	28.842	25.863	21.737	23.531	
2	1'37.405	22.177	27.629	22.286	25.313	208.4	15	1'28.611	20.768	24.271	20.498	23.074	213.0
3	1'34.704	21.667	26.465	21.903	24.669	209.3	16	1'28.666 *	20.043	24.071	20.647*	23.905	215.5
4	1'34.081	21.597	26.398	21.627	24.459	210.5	17	1'27.448	20.201	24.026	20.310	22.911	214.2
5	1'32.018	21.086	25.643	21.310	23.979	210.9	18	1'27.916	20.294	24.123	20.501	22.998	215.1
6	1'31.120	20.938	25.423	20.990	23.769	210.9	19	1'27.982	20.251	24.130	20.349	23.252	214.2
7	1'29.882	20.793	24.844	20.840	23.405	212.5	20th 82 Stefano NEPA LEVELUP - MTA ITA Runs=2 Total laps=17 Full laps=14 Valid laps=14						
8	1'29.750	20.602	24.929	20.726	23.493	212.5	1	7'09.076	23.997	27.767	22.716	25.641	
9	1'29.411	20.607	24.877	20.563	23.364	211.7	2	1'33.921	21.724	26.045	21.584	24.568	208.4
10	1'29.782	20.676	24.968	20.931	23.207	211.3	3	1'31.427	21.003	25.267	21.295	23.862	208.8
11	1'28.449	20.269	24.578	20.542	23.060	213.4	4	1'30.671	20.941	25.062	20.866	23.802	209.7
12	1'30.058	21.076	24.716	20.783	23.483	215.1	5	1'29.561	20.648	24.780	20.719	23.414	210.9
13	1'32.098 P	20.637	24.818	20.860	25.783	211.7	6	1'29.221	20.624	24.677	20.574	23.346	210.5
14	7'01.057	26.595	25.776	21.692	23.762		7	1'28.310	20.463	24.332	20.343	23.172	210.5
15	1'28.351	20.884	24.148	20.274	23.045	214.2	8	1'28.251	20.417	24.396	20.325	23.113	211.3
16	1'27.586	20.134	24.057	20.338	23.057	216.0	9	1'28.187	20.519	24.264	20.365	23.039	211.3
17	1'27.762	20.408	23.918	20.200	23.236	213.0	10	1'33.697 P	20.374	24.256	23.641	25.426	212.1
18	1'27.449	20.276	23.967	20.285	22.921	216.0	11	5'34.364	22.142	26.384	21.336	23.461	
19	1'27.377	20.062	24.011	20.257	23.047	216.4	12	1'27.793	20.328	24.260	20.231	22.974	213.0
18th 12 Jacob ROULSTONE Red Bull GASGAS Te AUS Runs=3 Total laps=16 Full laps=12 Valid laps=12							13	1'27.478	20.376	24.158	20.118	22.826	211.3
1	3'58.267 P	24.595	31.646	25.909	30.079		14	1'27.541	20.325	24.223	20.150	22.843	210.9
2	6'10.325	23.461	28.700	23.878	26.918		15	1'30.559	20.493	24.344	20.942	24.780	211.7
3	1'35.927	22.231	27.189	21.457	25.050	210.1	16	1'27.551	20.301	24.328	20.139	22.783	211.7
4	1'30.899	21.461	25.138	20.684	23.616	210.5	17	1'28.246	20.229	24.261	20.453	23.303	213.4
5	1'29.048	20.651	24.661	20.419	23.317	211.7							

Fastest Lap: Adrian FERNANDEZ Leopard Racing SPA **1'25.938** 19.996 23.475 19.873 22.594

These data/results cannot be reproduced, stored and/or transmitted in whole or in part by any manner of electronic, mechanical, photocopying, recording, broadcasting or otherwise now known or herein after developed without the previous express consent by the copyright owner, except for reproduction in daily press and regular printed publications on sale to the public within 60 days of the event related to those data/results and always provided that copyright symbol appears together as follows below.
© DORNA, 2024

Free Practice

Moto3

Lap	Lap Time	T1	T2	T3	T4	Speed	Lap	Lap Time	T1	T2	T3	T4	Speed		
21st	85	Xabi ZURUTUZA				Red Bull KTM Ajo	SPA	10	1'28.799	20.281	24.266	20.756	23.496	213.8	
		Runs=2	Total laps=19	Full laps=16	Valid laps=16		11	1'29.040	20.406	24.485	20.796	23.353	212.5		
1	3'25.867	21.528	27.863	22.801	25.445		12	1'28.505	20.642	24.503	20.348	23.012	210.9		
2	1'34.501	21.489	26.037	22.102	24.873	211.3	13	1'28.110	20.357	24.108	20.445	23.200	213.8		
3	1'33.395	21.072	25.999	21.749	24.575	210.9	14	1'29.834	20.618	24.464	20.583	24.169	210.9		
4	1'32.196	20.802	25.792	21.528	24.074	211.3	15	1'32.393	21.908	25.156	21.050	24.279	210.9		
5	1'31.154	20.583	25.437	21.247	23.887	212.5	24th 54 Riccardo ROSSI								
6	1'31.067	20.507	25.297	21.322	23.941	212.5	Runs=2	Total laps=17	Full laps=14	Valid laps=14	CIP Green Power ITA				
7	1'30.554	20.575	25.091	21.159	23.729	212.1	1	6'40.741	21.167	27.808	22.471	25.215			
8	1'29.628	20.470	24.937	20.736	23.485	213.4	2	1'32.889	21.285	26.038	21.368	24.198	208.8		
9	1'29.257	20.309	24.717	20.931	23.300	214.2	3	1'31.047	20.941	25.195	21.034	23.877	210.9		
10	1'29.957	20.392	25.015	21.006	23.544	213.8	4	1'30.585	20.668	25.258	20.862	23.797	211.3		
11	1'29.707	20.454	24.924	20.864	23.465	213.4	5	1'29.552	20.529	24.873	20.639	23.511	211.7		
12	1'31.834 P	21.218	24.615	20.593	25.408	213.8	6	1'29.113	20.342	24.621	20.633	23.517	211.7		
13	6'58.084	21.478	24.599	20.958	24.839		7	1'29.439	20.475	24.825	20.567	23.572	211.3		
14	1'27.648	20.194	24.266	20.344	22.844	216.4	8	1'28.588	20.373	24.557	20.315	23.343	211.3		
15	1'27.971	20.185	24.303	20.417	23.066	215.1	9	1'33.598 P	20.208	24.450	20.337	28.603	213.4		
16	1'32.057	22.109	26.365	20.412	23.171	214.7	10	6'22.028	19.654	25.425	20.986	23.845			
17	1'27.611	20.197	24.165	20.324	22.925	216.8	11	1'29.615	20.485	24.776	20.733	23.621	212.5		
18	1'30.331	20.412	24.459	20.638	24.822	215.1	12	1'28.688	20.296	24.394	20.547	23.451	211.7		
19	1'28.192	20.299	24.358	20.407	23.128	219.9	13	1'28.605	20.292	24.428	20.510	23.375	210.9		
22nd 7 Filippo FARIOLI							SIC58 Squadra Corse	ITA	14	1'28.190	20.186	24.313	20.238	23.453	212.5
		Runs=2	Total laps=20	Full laps=17	Valid laps=17		15	1'32.087	20.387	26.396	21.560	23.744	211.7		
1	2'51.740	21.698	30.487	24.808	28.059		16	1'28.616	20.343	24.418	20.517	23.338	211.7		
2	1'38.164	21.878	27.414	22.868	26.004	205.7	17	1'28.533	20.202	24.395	20.581	23.355	213.0		
3	1'34.302	21.378	25.991	21.789	25.144	209.7	25th 55 Noah DETTWILER								
4	1'32.130	20.896	25.407	21.342	24.485	210.1	Runs=2	Total laps=19	Full laps=16	Valid laps=16	CIP Green Power SWI				
5	1'30.939	20.737	25.066	21.080	24.056	210.9	1	3'39.189	22.644	30.895	24.318	28.148			
6	1'31.258	20.714	25.335	20.980	24.229	210.9	2	1'39.091	22.177	28.185	22.882	25.847	205.7		
7	1'30.504	20.672	25.049	21.042	23.741	209.3	3	1'34.713	21.233	26.749	21.801	24.930	208.0		
8	1'30.493	20.629	25.054	20.894	23.916	209.7	4	1'32.374	20.847	26.054	21.148	24.325	208.4		
9	1'30.296	20.730	24.971	20.896	23.699	207.6	5	1'31.307	20.774	25.357	21.073	24.103	213.8		
10	1'29.717	20.461	24.886	20.774	23.596	208.8	6	1'31.094	20.648	25.298	21.359	23.789	209.3		
11	1'31.822	22.782	24.802	20.845	23.393	207.6	7	1'30.377	20.563	25.133	21.050	23.631	210.5		
12	1'31.536 P	20.543	24.815	21.218	24.960	210.9	8	1'30.181	20.481	25.204	20.887	23.609	210.5		
13	5'21.653	18.828	24.774	20.735	23.436		9	1'29.980	20.522	25.080	20.873	23.505	210.1		
14	1'29.083	20.453	24.635	20.674	23.321	210.9	10	1'29.454	20.443	24.900	20.776	23.335	209.7		
15	1'28.687	20.297	24.498	20.681	23.211	210.5	11	1'29.615	20.376	24.995	20.852	23.392	211.7		
16	1'28.173	20.289	24.316	20.425	23.143	209.7	12	1'29.619	20.376	24.860	20.876	23.507	210.5		
17	1'27.914	20.199	24.157	20.480	23.078	210.5	13	1'30.968 P	20.578	24.924	20.963	24.503	210.5		
18	1'28.260	20.340	24.288	20.535	23.097	210.1	14	6'00.679	20.282	24.904	20.912	23.811			
19	1'27.776	20.294	24.256	20.327	22.899	210.1	15	1'28.765	20.337	24.640	20.659	23.129	210.5		
20	1'28.132	20.228	24.164	20.535	23.205	212.1	16	1'28.749	20.236	24.495	20.807	23.211	212.5		
23rd 5 Tatchakorn BUASRI							Honda Team Asia	THA	17	1'28.576	20.297	24.397	20.587	23.295	211.3
		Runs=2	Total laps=15	Full laps=12	Valid laps=12		18	1'28.532	20.209	24.503	20.538	23.282	212.1		
1	6'15.788	23.288	27.814	22.296	26.232		19	1'28.240	20.262	24.311	20.585	23.082	213.4		
2	1'34.629	21.814	27.029	21.587	24.199	210.1	26th 10 Nicola CARRARO								
3	1'32.097	21.032	25.747	21.398	23.920	210.1	Runs=2	Total laps=21	Full laps=18	Valid laps=12	LEVELUP - MTA ITA				
4	1'30.861	20.720	25.273	21.053	23.815	209.7	1	2'39.429	21.613	29.848	25.540	28.333			
5	1'29.856	20.695	24.900	20.708	23.553	208.8	2	1'42.990	22.826	28.308	24.625	27.231	209.3		
6	1'28.881	20.501	24.403	20.532	23.445	211.7	3	1'38.338	22.790	27.110	22.646	25.792	208.8		
7	1'30.402	20.443	24.654	21.333	23.972	210.5	4	1'34.812	21.277	26.237	22.224	25.074	211.3		
8	1'31.824 P	20.480	24.635	21.010	25.699	210.1	5	1'31.551	21.072	25.273	21.095	24.111	211.3		
9	10'13.667	21.886	24.851	20.648	24.616		Fastest Lap: Adrian FERNANDEZ								
						Leopard Racing	SPA	1'25.938	19.996	23.475	19.873	22.594			

These data/results cannot be reproduced, stored and/or transmitted in whole or in part by any manner of electronic, mechanical, photocopying, recording, broadcasting or otherwise now known or herein after developed without the previous express consent by the copyright owner, except for reproduction in daily press and regular printed publications on sale to the public within 60 days of the event related to those data/results and always provided that copyright symbol appears together as follows below.
© DORNA, 2024

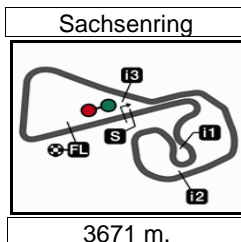
Free Practice

Moto3

Lap	Lap Time	T1	T2	T3	T4	Speed	Lap	Lap Time	T1	T2	T3	T4	Speed
6	1'31.860	20.639	25.864	21.052	24.305	212.5							
7	1'30.650	20.613	24.990	21.095	23.952	213.0							
8	1'30.327	20.583	24.830	20.807	24.107	214.2							
9	1'30.591	20.641	24.786	21.023	24.141	214.2							
10	1'37.460 *	27.040	26.162	20.632*	23.626	213.8							
11	1'29.917	20.431	24.865	20.920	23.701	213.8							
12	1'29.962 *	20.415	24.878	20.967*	23.702	214.2							
13	1'34.109 *	21.110	25.561	22.163*	25.275	214.2							
14	1'32.064 P	20.484	25.029	21.372	25.179	213.0							
15	4'13.581	23.616	25.022	20.750	24.630								
16	1'28.920 *	20.473	24.344	20.789*	23.314	216.8							
17	1'30.070 *	20.428	24.654	21.054*	23.934	214.2							
18	1'28.880	20.523	24.475	20.581	23.301	215.5							
19	1'28.449	20.211	24.412	20.604	23.222	215.1							
20	1'29.328	20.406	24.693	20.806	23.423	214.7							
21	1'29.422 *	20.415	24.585	20.693	23.729*	216.8							

Fastest Lap:	Adrian FERNANDEZ	Leopard Racing	SPA	1'25.938	19.996	23.475	19.873	22.594
---------------------	------------------	----------------	-----	-----------------	--------	--------	--------	--------

These data/results cannot be reproduced, stored and/or transmitted in whole or in part by any manner of electronic, mechanical, photocopying, recording, broadcasting or otherwise now known or herein after developed without the previous express consent by the copyright owner, except for reproduction in daily press and regular printed publications on sale to the public within 60 days of the event related to those data/results and always provided that copyright symbol appears together as follows below.
© DORNA, 2024



Results and timing service provided by **TISSOT**

LIQUI MOLY MOTORRAD GRAND PRIX DEUTSCHLAND

Free Practice

Best Partial Times

Moto3™

IT Ideal Lap Time, sum of the best partial times

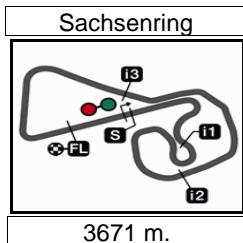
BT Best Lap Time

T1		T2		T3		T4				IT	BT	
Pos	Rider	Time	Rider	Time	Rider	Time	Rider	Time	Pos	Rider	IT	BT
1	D.ALONSO	19.845	A.FERNANDEZ	23.475	S.OGDEN	19.794	D.ALONSO	22.578	1	A.FERNANDEZ	1'25.837	1'25.938 (1)
2	I.ORTOLA	19.895	J.RUEDA	23.594	D.ALONSO	19.820	J.RUEDA	22.587	2	J.RUEDA	1'25.942	1'26.118 (2)
3	J.RUEDA	19.907	S.OGDEN	23.761	A.FERNANDEZ	19.831	A.FERNANDEZ	22.594	3	D.ALONSO	1'26.006	1'26.127 (3)
4	A.FERNANDEZ	19.937	D.ALONSO	23.763	R.YAMANAKA	19.842	R.YAMANAKA	22.626	4	R.YAMANAKA	1'26.274	1'26.473 (4)
5	T.SUZUKI	19.953	J.WHATLEY	23.786	J.ESTEBAN	19.850	J.KELSO	22.654	5	S.OGDEN	1'26.351	1'26.767 (9)
6	R.YAMANAKA	20.012	I.ORTOLA	23.789	J.RUEDA	19.854	D.HOLGADO	22.680	6	I.ORTOLA	1'26.502	1'26.580 (5)
7	J.ESTEBAN	20.012	R.YAMANAKA	23.794	T.FURUSATO	19.930	S.OGDEN	22.761	7	T.SUZUKI	1'26.530	1'26.689 (8)
8	S.OGDEN	20.035	T.SUZUKI	23.797	C.VEIJER	19.945	S.NEPA	22.783	8	J.ESTEBAN	1'26.592	1'26.615 (6)
9	A.PIQUERAS	20.043	T.FURUSATO	23.841	D.MUÑOZ	19.951	I.ORTOLA	22.788	9	J.KELSO	1'26.648	1'26.648 (7)
10	D.ALMANSA	20.062	J.ESTEBAN	23.854	M.BERTELLE	19.952	D.MUÑOZ	22.806	10	M.BERTELLE	1'26.783	1'26.792 (10)
11	D.HOLGADO	20.069	M.BERTELLE	23.890	T.SUZUKI	19.955	C.VEIJER	22.808	11	C.VEIJER	1'26.857	1'27.067 (12)
12	M.BERTELLE	20.079	D.ALMANSA	23.918	J.KELSO	19.959	T.SUZUKI	22.825	12	T.FURUSATO	1'26.933	1'27.033 (11)
13	J.KELSO	20.086	J.ROULSTONE	23.944	L.LUNETTA	20.022	X.ZURUTUZA	22.844	13	D.MUÑOZ	1'26.968	1'27.132 (13)
14	C.VEIJER	20.092	J.KELSO	23.949	I.ORTOLA	20.030	M.BERTELLE	22.862	14	J.WHATLEY	1'26.989	1'27.154 (14)
15	D.MUÑOZ	20.138	L.LUNETTA	24.010	J.WHATLEY	20.063	J.ESTEBAN	22.876	15	D.HOLGADO	1'27.097	1'27.317 (15)
16	T.FURUSATO	20.145	C.VEIJER	24.012	S.NEPA	20.118	F.FARIOLI	22.899	16	D.ALMANSA	1'27.101	1'27.377 (17)
17	X.ZURUTUZA	20.185	A.PIQUERAS	24.026	A.PIQUERAS	20.148	A.PIQUERAS	22.911	17	A.PIQUERAS	1'27.128	1'27.448 (19)
18	R.ROSSI	20.186	D.MUÑOZ	24.073	D.HOLGADO	20.199	J.WHATLEY	22.914	18	L.LUNETTA	1'27.171	1'27.357 (16)
19	L.LUNETTA	20.193	T.BUASRI	24.108	D.ALMANSA	20.200	J.ROULSTONE	22.915	19	S.NEPA	1'27.288	1'27.478 (20)
20	F.FARIOLI	20.199	D.HOLGADO	24.149	J.ROULSTONE	20.230	D.ALMANSA	22.921	20	J.ROULSTONE	1'27.307	1'27.409 (18)
21	N.DETTWILER	20.209	F.FARIOLI	24.157	R.ROSSI	20.238	L.LUNETTA	22.946	21	X.ZURUTUZA	1'27.518	1'27.611 (21)
22	N.CARRARO	20.211	S.NEPA	24.158	X.ZURUTUZA	20.324	T.BUASRI	23.012	22	F.FARIOLI	1'27.582	1'27.776 (22)
23	J.ROULSTONE	20.218	X.ZURUTUZA	24.165	F.FARIOLI	20.327	T.FURUSATO	23.017	23	T.BUASRI	1'27.749	1'28.110 (23)
24	J.WHATLEY	20.226	N.DETTWILER	24.311	T.BUASRI	20.348	N.DETTWILER	23.082	24	R.ROSSI	1'28.075	1'28.190 (24)

These data/results cannot be reproduced, stored and/or transmitted in whole or in part by any manner of electronic, mechanical, photocopying, recording, broadcasting or otherwise now known or herein after developed without the previous express consent by the copyright owner, except for reproduction in daily press and regular printed publications on sale to the public within 60 days of the event related to those data/results and always provided that copyright symbol appears together as follows below.
© DORNA, 2024

Official MotoGP Timing by **TISSOT**
www.motogp.com





Results and timing service provided by **TISSOT**

Moto3™

LIQUI MOLY MOTORRAD GRAND PRIX DEUTSCHLAND

Free Practice

Best Partial Times

IT Ideal Lap Time, sum of the best partial times

BT Best Lap Time


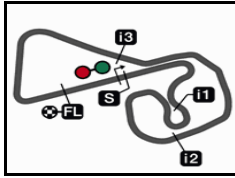
		T1		T2		T3		T4				<i>IT</i>	<i>BT</i>
<i>Pos</i>	<i>Rider</i>	<i>Time</i>	<i>Rider</i>	<i>Time</i>	<i>Rider</i>	<i>Time</i>	<i>Rider</i>	<i>Time</i>	<i>Rider</i>	<i>Pos</i>	<i>Rider</i>		
25	S.NEPA	20.229	R.ROSSI	24.313	N.DETTWILER	20.538	N.CARRARO	23.222		25	N.DETTWILER	1'28.140	1'28.240 (25)
26	T.BUASRI	20.281	N.CARRARO	24.344	N.CARRARO	20.581	R.ROSSI	23.338		26	N.CARRARO	1'28.358	1'28.449 (26)

These data/results cannot be reproduced, stored and/or transmitted in whole or in part by any manner of electronic, mechanical, photocopying, recording, broadcasting or otherwise now known or herein after developed without the previous express consent by the copyright owner, except for reproduction in daily press and regular printed publications on sale to the public within 60 days of the event related to those data/results and always provided that copyright symbol appears together as follows below.
© DORNA, 2024

Official MotoGP Timing by **TISSOT**
www.motogp.com



Sachsenring

Results and timing service provided by **Moto3™****LIQUI MOLY MOTORRAD GRAND PRIX DEUTSCHLAND****Free Practice****Fastest Laps Sequence**

3671 m.

<i>Practice Time</i>	 <i>Rider</i>	<i>Nation</i>	<i>Motorcycle</i>	<i>Time</i>	<i>Km/h</i>	<i>Rider's Lap</i>
3'52.690	72 Taiyo FURUSATO	JPN	HONDA	1'33.369	141.5	2
3'55.975	64 David MUÑOZ	SPA	KTM	1'32.965	142.1	2
3'56.309	66 Joel KELSO	AUS	KTM	1'32.116	143.4	2
5'24.257	72 Taiyo FURUSATO	JPN	HONDA	1'31.567	144.3	3
5'25.967	80 David ALONSO	COL	CFMOTO	1'31.095	145.0	3
5'26.546	64 David MUÑOZ	SPA	KTM	1'30.571	145.9	3
6'26.662	99 Jose Antonio RUEDA	SPA	KTM	1'29.711	147.3	3
6'56.150	64 David MUÑOZ	SPA	KTM	1'29.604	147.4	4
6'56.724	66 Joel KELSO	AUS	KTM	1'29.336	147.9	4
8'24.720	80 David ALONSO	COL	CFMOTO	1'28.729	148.9	5
9'53.064	80 David ALONSO	COL	CFMOTO	1'28.344	149.5	6
9'53.332	64 David MUÑOZ	SPA	KTM	1'28.190	149.8	6
9'53.633	66 Joel KELSO	AUS	KTM	1'28.175	149.8	6
11'10.744	95 Collin VEIJER	NED	HUSQVARNA	1'28.167	149.8	6
11'21.721	66 Joel KELSO	AUS	KTM	1'28.088	150.0	7
12'49.002	80 David ALONSO	COL	CFMOTO	1'27.706	150.6	8
14'16.498	80 David ALONSO	COL	CFMOTO	1'27.496	151.0	9
15'34.548	95 Collin VEIJER	NED	HUSQVARNA	1'27.226	151.5	9
15'43.553	80 David ALONSO	COL	CFMOTO	1'27.055	151.8	10
15'43.780	72 Taiyo FURUSATO	JPN	HONDA	1'27.033	151.8	10
23'57.651	6 Ryusei YAMANAKA	JPN	KTM	1'26.675	152.4	8
28'33.415	99 Jose Antonio RUEDA	SPA	KTM	1'26.503	152.7	14
29'01.031	80 David ALONSO	COL	CFMOTO	1'26.168	153.3	16
29'59.533	99 Jose Antonio RUEDA	SPA	KTM	1'26.118	153.4	15
32'27.691	31 Adrian FERNANDEZ	SPA	HONDA	1'25.938	153.7	19

These data/results cannot be reproduced, stored and/or transmitted in whole or in part by any manner of electronic, mechanical, photocopying, recording, broadcasting or otherwise now known or herein after developed without the previous express consent by the copyright owner, except for reproduction in daily press and regular printed publications on sale to the public within 60 days of the event related to those data/results and always provided that copyright symbol appears together as follows below.

© DORNA, 2024

Official MotoGP Timing by TISSOT
www.motogp.com



Sachsenring, Friday, July 05, 2024