




4542 m.

## MOTUL TT ASSEN

## Practice Nr. 2

## Classification

10

	Rider	Nation	Team	Motorcycle	Time	Lap	Total	Gap	Top Speed
1	95 Collin VEIJER	NED	Liqui Moly Husqvarna Intact GP	HUSQVARNA	<b>1'39.703</b>	11	12		<b>215.8</b>
2	36 Angel PIQUERAS	SPA	Leopard Racing	HONDA	<b>1'39.777</b>	9	12	0.074	0.074 <b>218.1</b>
3	48 Ivan ORTOLA	SPA	MT Helmets - MSI	KTM	<b>1'39.790</b>	10	16	0.087	0.013 <b>215.8</b>
4	64 David MUÑOZ	SPA	BOE Motorsports	KTM	<b>1'39.859</b>	11	13	0.156	0.069 <b>218.9</b>
5	80 David ALONSO	COL	CFMOTO Gaviota Aspar Team	CFMOTO	<b>1'39.900</b>	14	16	0.197	0.041 <b>217.0</b>
6	6 Ryusei YAMANAKA	JPN	MT Helmets - MSI	KTM	<b>1'39.930</b>	13	16	0.227	0.030 <b>218.5</b>
7	66 Joel KELSO	AUS	BOE Motorsports	KTM	<b>1'39.934</b>	11	15	0.231	0.004 <b>219.3</b>
8	72 Taiyo FURUSATO	JPN	Honda Team Asia	HONDA	<b>1'40.023</b>	9	11	0.320	0.089 <b>217.7</b>
9	31 Adrian FERNANDEZ	SPA	Leopard Racing	HONDA	<b>1'40.050</b>	16	17	0.347	0.027 <b>217.4</b>
10	58 Luca LUNETTA	ITA	SIC58 Squadra Corse	HONDA	<b>1'40.068</b>	12	14	0.365	0.018 <b>218.9</b>
11	96 Daniel HOLGADO	SPA	Red Bull GASGAS Tech3	GASGAS	<b>1'40.147</b>	11	12	0.444	0.079 <b>217.0</b>
12	82 Stefano NEPA	ITA	LEVELUP - MTA	KTM	<b>1'40.159</b>	12	13	0.456	0.012 <b>219.3</b>
13	19 Scott OGDEN	GBR	MLav Racing	HONDA	<b>1'40.226</b>	14	14	0.523	0.067 <b>217.4</b>
14	22 David ALMANSA	SPA	Kopron Rivacold Snipers Team	HONDA	<b>1'40.290</b>	11	14	0.587	0.064 <b>217.7</b>
15	18 Matteo BERTELLE	ITA	Kopron Rivacold Snipers Team	HONDA	<b>1'40.369</b>	11	14	0.666	0.079 <b>219.3</b>
16	78 Joel ESTEBAN	SPA	CFMOTO Gaviota Aspar Team	CFMOTO	<b>1'40.382</b>	13	14	0.679	0.013 <b>218.5</b>
17	99 Jose Antonio RUEDA	SPA	Red Bull KTM Ajo	KTM	<b>1'40.441</b>	15	15	0.738	0.059 <b>217.0</b>
18	12 Jacob ROULSTONE	AUS	Red Bull GASGAS Tech3	GASGAS	<b>1'40.606</b>	11	14	0.903	0.165 <b>217.4</b>
19	24 Tatsuki SUZUKI	JPN	Liqui Moly Husqvarna Intact GP	HUSQVARNA	<b>1'40.857</b>	10	10	1.154	0.251 <b>217.7</b>
20	85 Xabi ZURUTUZA	SPA	Red Bull KTM Ajo	KTM	<b>1'40.986</b>	11	14	1.283	0.129 <b>218.9</b>
21	54 Riccardo ROSSI	ITA	CIP Green Power	KTM	<b>1'41.398</b>	4	4	1.695	0.412 <b>218.9</b>
22	55 Noah DETTWILER	SWI	CIP Green Power	KTM	<b>1'41.435</b>	14	14	1.732	0.037 <b>218.5</b>
23	70 Joshua WHATLEY	GBR	MLav Racing	HONDA	<b>1'41.539</b>	10	12	1.836	0.104 <b>215.8</b>
24	7 Filippo FARIOLI	ITA	SIC58 Squadra Corse	HONDA	<b>1'41.651</b>	3	4	1.948	0.112 <b>217.4</b>
25	10 Nicola CARRARO	ITA	LEVELUP - MTA	KTM	<b>1'41.954</b>	8	14	2.251	0.303 <b>218.5</b>
26	5 Tatchakorn BUASRI	THA	Honda Team Asia	HONDA	<b>1'42.215</b>	10	11	2.512	0.261 <b>218.5</b>

Practice condition: Dry

Air: 18°

Humidity: 66%

Ground: 26°

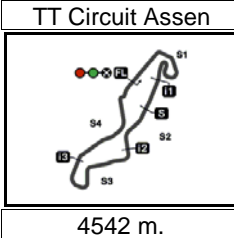
<b>Fastest Lap:</b>	Lap: 11	<b>Collin VEIJER</b>	<b>1'39.703</b>	163.9 Km/h
<b>Best Race Lap:</b>	2022	<b>John MCPHEE</b>	<b>1'41.190</b>	161.5 Km/h
<b>All-Time Lap Record:</b>	2024	<b>Collin VEIJER</b>	<b>1'39.703</b>	163.9 Km/h

The results are provisional until the end of the limit for protest and appeals.

Time limit for protest expires 60' after publication of the results - ..... Time: .....

These data/results cannot be reproduced, stored and/or transmitted in whole or in part by any manner of electronic, mechanical, photocopying, recording, broadcasting or otherwise now known or herein after developed without the previous express consent by the copyright owner, except for reproduction in daily press and regular printed publications on sale to the public within 60 days of the event related to those data/results and always provided that copyright symbol appears together as follows below.

© DORNA, 2024




## MOTUL TT ASSEN

### Practice Nr. 2

### Combined Practice Times

11

	Rider	Nation	Team	MOTORCYCLE	P1	P2	Gap
1	95 <b>C.VEIJER</b>	NED	Liqui Moly Husqvarna Intact GP	HUSQVARNA	1'40.259 11	<b>1'39.703</b> 11	
2	36 <b>A.PIQUERAS</b>	SPA	Leopard Racing	HONDA	1'40.688 13	<b>1'39.777</b> 9	0.074 0.074
3	48 <b>I.ORTOLA</b>	SPA	MT Helmets - MSI	KTM	1'40.569 12	<b>1'39.790</b> 10	0.087 0.013
4	64 <b>D.MUÑOZ</b>	SPA	BOE Motorsports	KTM	1'41.425 4	<b>1'39.859</b> 11	0.156 0.069
5	80 <b>D.ALONSO</b>	COL	CFMOTO Gaviota Aspar Team	CFMOTO	1'40.904 16	<b>1'39.900</b> 14	0.197 0.041
6	6 <b>R.YAMANAKA</b>	JPN	MT Helmets - MSI	KTM	1'40.553 12	<b>1'39.930</b> 13	0.227 0.030
7	66 <b>J.KELSO</b>	AUS	BOE Motorsports	KTM	1'40.789 13	<b>1'39.934</b> 11	0.231 0.004
8	72 <b>T.FURUSATO</b>	JPN	Honda Team Asia	HONDA	1'41.128 15	<b>1'40.023</b> 9	0.320 0.089
9	31 <b>A.FERNANDEZ</b>	SPA	Leopard Racing	HONDA	1'40.603 16	<b>1'40.050</b> 16	0.347 0.027
10	58 <b>L.LUNETTA</b>	ITA	SIC58 Squadra Corse	HONDA	1'40.865 12	<b>1'40.068</b> 12	0.365 0.018
11	96 <b>D.HOLGADO</b>	SPA	Red Bull GASGAS Tech3	GASGAS	1'40.907 11	<b>1'40.147</b> 11	0.444 0.079
12	82 <b>S.NEPA</b>	ITA	LEVELUP - MTA	KTM	1'41.126 15	<b>1'40.159</b> 12	0.456 0.012
13	19 <b>S.OGDEN</b>	GBR	MLav Racing	HONDA	1'41.115 11	<b>1'40.226</b> 14	0.523 0.067
14	22 <b>D.ALMANSA</b>	SPA	Kopron Rivacold Snipers Team	HONDA	1'41.789 13	<b>1'40.290</b> 11	0.587 0.064
15	18 <b>M.BERTELLE</b>	ITA	Kopron Rivacold Snipers Team	HONDA	1'41.706 15	<b>1'40.369</b> 11	0.666 0.079
16	78 <b>J.ESTEBAN</b>	SPA	CFMOTO Gaviota Aspar Team	CFMOTO	1'41.723 13	<b>1'40.382</b> 13	0.679 0.013
17	99 <b>J.RUEDA</b>	SPA	Red Bull KTM Ajo	KTM	1'40.626 12	<b>1'40.441</b> 15	0.738 0.059
18	12 <b>J.ROULSTONE</b>	AUS	Red Bull GASGAS Tech3	GASGAS	1'41.119 13	<b>1'40.606</b> 11	0.903 0.165
19	24 <b>T.SUZUKI</b>	JPN	Liqui Moly Husqvarna Intact GP	HUSQVARNA	1'40.921 11	<b>1'40.857</b> 10	1.154 0.251
20	85 <b>X.ZURUTUZA</b>	SPA	Red Bull KTM Ajo	KTM	1'42.984 15	<b>1'40.986</b> 11	1.283 0.129
21	54 <b>R.ROSSI</b>	ITA	CIP Green Power	KTM	1'41.687 12	<b>1'41.398</b> 4	1.695 0.412
22	55 <b>N.DETTWILER</b>	SWI	CIP Green Power	KTM	1'42.510 12	<b>1'41.435</b> 14	1.732 0.037
23	7 <b>F.FARIOLI</b>	ITA	SIC58 Squadra Corse	HONDA	<b>1'41.536</b> 16	1'41.651 3	1.833 0.101
24	70 <b>J.WHATLEY</b>	GBR	MLav Racing	HONDA	1'41.985 13	<b>1'41.539</b> 10	1.836 0.003
25	10 <b>N.CARRARO</b>	ITA	LEVELUP - MTA	KTM	<b>1'41.707</b> 12	1'41.954 8	2.004 0.168
26	5 <b>T.BUASRI</b>	THA	Honda Team Asia	HONDA	1'42.377 12	<b>1'42.215</b> 10	2.512 0.508

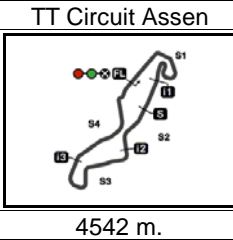
<b>Pole Position Record:</b>	2023	<b>David MUÑOZ</b>	<b>1'41.181</b>	161.6 Km/h
<b>Best Race Lap:</b>	2022	<b>John MCPHEE</b>	<b>1'41.190</b>	161.5 Km/h
<b>All Time Lap Record:</b>	2024	<b>Collin VEIJER</b>	<b>1'39.703</b>	163.9 Km/h

The results are provisional until the end of the limit for protest and appeals.

Time limit for protest expires 60' after publication of the results - ..... Time: .....

These data/results cannot be reproduced, stored and/or transmitted in whole or in part by any manner of electronic, mechanical, photocopying, recording, broadcasting or otherwise now known or herein after developed without the previous express consent by the copyright owner, except for reproduction in daily press and regular printed publications on sale to the public within 60 days of the event related to those data/results and always provided that copyright symbol appears together as follows below.

© DORNA, 2024



## MOTUL TT ASSEN

### Practice Nr. 2

### Top Speed & Average

12



Rider	Nation	Motorcycle	Top 5 speeds					Average	Top
18 Matteo BERTELLE	ITA	HONDA	219.3	216.6	216.6	216.6	216.2	216.9	219.3
66 Joel KELSO	AUS	KTM	219.3	217.4	217.4	215.8	215.1	217.0	219.3
82 Stefano NEPA	ITA	KTM	219.3	218.1	216.6	216.6	216.6	217.4	219.3
54 Riccardo ROSSI	ITA	KTM	218.9	218.9	216.6	216.2	215.4	217.2	218.9
58 Luca LUNETTA	ITA	HONDA	218.9	217.7	217.4	217.0	216.6	217.5	218.9
64 David MUÑOZ	SPA	KTM	218.9	218.5	218.5	218.1	218.1	218.4	218.9
85 Xabi ZURUTUZA	SPA	KTM	218.9	218.5	218.5	218.1	218.1	218.4	218.9
5 Tatchakorn BUASRI	THA	HONDA	218.5	218.1	217.7	216.2	215.8	217.0	218.5
6 Ryusei YAMANAKA	JPN	KTM	218.5	216.6	215.1	215.1	214.3	215.3	218.5
10 Nicola CARRARO	ITA	KTM	218.5	218.1	217.7	217.0	216.6	217.2	218.5
55 Noah DETTWILER	SWI	KTM	218.5	218.1	217.4	216.6	216.2	217.4	218.5
78 Joel ESTEBAN	SPA	CFMOTO	218.5	217.4	217.0	215.4	215.1	216.7	218.5
36 Angel PIQUERAS	SPA	HONDA	218.1	216.2	216.2	216.2	216.2	216.6	218.1
22 David ALMANSA	SPA	HONDA	217.7	217.7	217.0	217.0	217.0	217.3	217.7
24 Tatsuki SUZUKI	JPN	HUSQVARNA	217.7	217.0	217.0	215.8	214.3	216.0	217.7
72 Taiyo FURUSATO	JPN	HONDA	217.7	216.6	215.4	215.4	215.1	215.9	217.7
7 Filippo FARIOLI	ITA	HONDA	217.4	215.8	214.3	213.6	213.2	214.9	217.4
12 Jacob ROULSTONE	AUS	GASGAS	217.4	216.2	215.8	215.8	215.4	216.1	217.4
19 Scott OGDEN	GBR	HONDA	217.4	217.0	215.4	215.4	215.4	216.1	217.4
31 Adrian FERNANDEZ	SPA	HONDA	217.4	216.6	215.4	215.1	215.1	215.5	217.4
80 David ALONSO	COL	CFMOTO	217.0	216.6	216.6	216.2	215.8	216.3	217.0
96 Daniel HOLGADO	SPA	GASGAS	217.0	215.8	215.4	215.4	215.1	215.7	217.0
99 Jose Antonio RUEDA	SPA	KTM	217.0	216.2	216.2	215.8	215.8	216.2	217.0
48 Ivan ORTOLA	SPA	KTM	215.8	215.8	215.4	215.1	215.1	215.4	215.8
70 Joshua WHATLEY	GBR	HONDA	215.8	215.1	214.7	214.7	214.3	214.8	215.8
95 Collin VEIJER	NED	HUSQVARNA	215.8	215.1	213.6	213.6	213.6	214.3	215.8

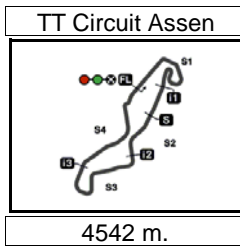
These data/results cannot be reproduced, stored and/or transmitted in whole or in part by any manner of electronic, mechanical, photocopying, recording, broadcasting or otherwise now known or herein after developed without the previous express consent by the copyright owner, except for reproduction in daily press and regular printed publications on sale to the public within 60 days of the event related to those data/results and always provided that copyright symbol appears together as follows below.

© DORNA, 2024

Official MotoGP Timing by TISSOT  
www.motogp.com



Assen, Saturday, June 29, 2024



**MOTUL TT ASSEN**  
**Practice Nr. 2**

**Chronological Analysis of Performances**

**13**

\* Lap / Sector time cancelled      T1 Time from finish line to 1st intermediate      T3 Time from 2nd intermed. to 3rd intermed.  
P Crossing the finish line in pit lane      T2 Time from 1st intermed. to 2nd intermed.      T4 Time from 3rd intermediate to finish line

Lap	Lap Time	T1	T2	T3	T4	Speed	Lap	Lap Time	T1	T2	T3	T4	Speed
<b>1st</b>	<b>95</b>	<b>Collin VEIJER</b> Liqui Moly Husqvarna      NED					15	<b>1'40.627</b>	32.863	15.973	28.467	23.324	215.1
		Runs=2    Total laps=12    Full laps=9    Valid laps=8					16	<b>1'41.330</b>	32.848	16.066	28.537	23.879	213.6
1	3'12.899	32.295	16.394	29.722	24.141	210.3							
2	<b>1'42.318</b>	33.590	16.086	28.903	23.739	213.6							
3	<b>1'41.971</b>	33.344	16.071	28.862	23.694	212.5							
4	<b>1'41.586</b>	33.183	16.052	28.723	23.628	213.2							
5	1'43.056 *	33.026	16.930*	29.295*	23.805	213.2							
6	<b>1'41.273</b>	33.081	16.094	28.585	23.513	213.2							
7	<b>1'41.082</b>	32.923	16.052	28.581	23.526	213.6							
8	1'50.910 P	34.072	16.459	29.610	30.769	209.9							
9	10'34.640	30.613	16.404	29.024	23.971	212.5							
10	<b>1'40.336</b>	32.824	15.918	28.289	23.305	213.6							
11	<b>1'39.703</b>	32.535	15.748	28.142	23.278	215.8							
12	<b>1'39.982</b>	32.554	15.776	28.294	23.358	215.1							
<b>2nd</b>	<b>36</b>	<b>Angel PIQUERAS</b> Leopard Racing      SPA					<b>4th</b>	<b>64</b>	<b>David MUÑOZ</b> BOE Motorsports      SPA				
		Runs=3    Total laps=12    Full laps=7    Valid laps=6							Runs=2    Total laps=13    Full laps=10    Valid laps=7				
1	1'59.709	30.970	16.435	29.006	23.883	215.1	1	2'05.890	30.848	16.853	29.773	27.974	206.4
2	1'46.188 *	33.167	16.195	28.411	28.415*	215.8	2	<b>1'42.953</b>	33.899	16.122	28.879	24.053	218.9
3	6'55.234 *	36.13*	17.384*	28.947*	23.948	182.9	3	<b>1'41.882</b>	33.119	15.898	28.695	24.170	218.5
4	1'41.363 *	33.014	16.082	28.582	23.685*	216.2	4	<b>1'40.961</b>	33.073	15.913	28.545	23.430	217.0
5	<b>1'41.384</b>	32.881	15.978	28.614	23.911	218.1	5	<b>1'42.677</b>	32.960	16.671	29.314	23.732	216.2
6	1'54.939 P	34.848	16.657	30.030	33.404	211.0	6	1'42.139 *	33.014	16.123*	29.010*	23.992	217.7
7	7'18.345	30.462	16.287	28.446	23.654	213.6	7	<b>1'40.817</b>	32.877	15.935	28.601	23.404	218.5
8	<b>1'40.048</b>	32.591	15.999	28.064	23.394	216.2	8	1'56.054 P	35.047	16.437	33.381	31.189	210.3
9	<b>1'39.777</b>	32.385	15.919	28.098	23.375	216.2	9	10'25.344	30.149	15.862	28.308	23.265	217.7
10	<b>1'40.673</b>	32.541	15.938	28.217	23.977	216.2	10	<b>1'39.938</b>	32.721	15.771	28.288	23.158	218.1
11	<b>1'41.682</b>	32.796	16.143	28.584	24.159	215.1	11	<b>1'39.859</b>	32.614	15.785	28.287	23.173	217.7
12	<b>1'42.414</b>	32.805	16.139	29.028	24.442	215.4	12	1'39.819 *	32.637	15.720	28.360	23.102*	218.1
							13	1'56.509 *	43.95*	17.595	29.944	25.012	195.8
<b>3rd</b>	<b>48</b>	<b>Ivan ORTOLA</b> MT Helmets - MSI      SPA					<b>5th</b>	<b>80</b>	<b>David ALONSO</b> CFMOTO Gaviota As      COL				
		Runs=2    Total laps=16    Full laps=13    Valid laps=10							Runs=2    Total laps=16    Full laps=13    Valid laps=12				
1	2'59.689	32.982	16.328	30.673	28.169	212.5	1	1'49.882	31.706	16.310	29.512	24.004	213.9
2	<b>1'41.829</b>	33.330	16.104	28.619	23.776	213.6	2	<b>1'42.308</b>	33.594	16.088	28.907	23.719	215.1
3	<b>1'41.528</b>	33.023	16.087	28.765	23.653	213.9	3	<b>1'42.049</b>	33.356	16.198	28.874	23.621	215.4
4	<b>1'41.135</b>	33.036	16.011	28.547	23.541	213.9	4	<b>1'41.763</b>	33.355	16.021	28.796	23.591	215.1
5	1'41.370 *	32.956	16.159*	28.686*	23.569	213.6	5	<b>1'41.452</b>	33.219	16.061	28.699	23.473	215.1
6	1'40.752 *	32.812	15.949	28.662	23.329*	214.3	6	1'41.818 *	33.118	16.135*	28.809*	23.756	215.1
7	1'51.023 P	33.976	16.444	29.694	30.909	212.1	7	<b>1'41.179</b>	33.126	15.999	28.582	23.472	215.4
8	4'44.619	30.884	16.037	29.050	24.695	215.1	8	<b>1'40.805</b>	32.937	15.971	28.538	23.359	215.8
9	<b>1'40.192</b>	32.717	15.907	28.164	23.404	215.4	9	<b>1'41.088</b>	32.999	15.965	28.620	23.504	215.4
10	<b>1'39.790</b>	32.595	15.802	28.121	23.272	215.8	10	<b>1'40.937</b>	32.929	15.901	28.662	23.445	216.2
11	<b>1'40.200</b>	32.557	15.833	28.373	23.437	215.8	11	1'49.407 P	33.350	16.178	29.079	30.800	213.6
12	1'40.643 *	32.777	15.998	28.484*	23.384	214.3	12	5'45.562	30.694	15.884	28.541	23.279	215.8
13	<b>1'41.095</b>	32.866	15.939	28.353	23.937	214.3	13	<b>1'40.033</b>	32.745	15.839	28.294	23.155	216.6
14	<b>1'40.471</b>	32.747	15.956	28.364	23.404	215.1	14	<b>1'39.900</b>	32.652	15.859	28.243	23.146	217.0
<b>6th</b>	<b>6</b>	<b>Ryusei YAMANAKA</b> MT Helmets - MSI      JPN					15	<b>1'40.073</b>	32.649	15.823	28.326	23.275	216.6
		Runs=2    Total laps=16    Full laps=13    Valid laps=12					16	<b>1'42.951</b>	32.830	16.182	30.279	23.660	214.7
1	2'54.818	32.634	16.750	30.634	24.414	212.1							
2	<b>1'43.015</b>	33.621	16.181	29.253	23.960	212.8							
3	<b>1'42.272</b>	33.439	16.158	28.947	23.728	213.6							
4	<b>1'41.988</b>	33.135	16.122	28.971	23.760	212.8							
5	1'41.883 *	33.059	16.267*	28.813*	23.744	213.2							
6	<b>1'41.617</b>	33.067	16.149	28.809	23.592	213.6							

**Fastest Lap:** Collin VEIJER      Liqui Moly Husqvarna      NED      **1'39.703**      32.535      15.748      28.142      23.278

These data/results cannot be reproduced, stored and/or transmitted in whole or in part by any manner of electronic, mechanical, photocopying, recording, broadcasting or otherwise now known or herein after developed without the previous express consent by the copyright owner, except for reproduction in daily press and regular printed publications on sale to the public within 60 days of the event related to those data/results and always provided that copyright symbol appears together as follows below.  
© DORNA, 2024



## Practice Nr. 2

## Moto3

Lap	Lap Time	T1	T2	T3	T4	Speed	Lap	Lap Time	T1	T2	T3	T4	Speed
7	1'51.223 P	33.208	16.186	29.323	32.506	211.7	12	4'17.151	30.540	16.069	28.552	23.539	214.7
8	4'43.687	31.374	16.119	28.663	23.849	213.9	13	<b>1'40.147</b>	<b>32.603</b>	15.911	<b>28.188</b>	23.445	214.7
9	<b>1'40.551</b>	32.821	15.954	28.342	23.434	214.3	14	<b>1'40.078</b>	32.611	15.948	28.253	<b>23.266</b>	215.1
10	<b>1'40.027</b>	32.605	15.921	<b>28.208</b>	23.293	214.3	15	<b>1'42.042</b>	32.654	15.960	28.203	25.225	215.1
11	<b>1'41.649</b>	32.501	15.901	29.499	23.748	214.3	16	<b>1'40.050</b>	32.667	<b>15.856</b>	28.191	23.336	216.6
12	<b>1'40.571</b>	32.598	<b>15.791</b>	28.315	23.867	216.6	17	<b>1'40.518</b>	32.710	15.965	28.385	23.458	215.1
13	<b>1'39.930</b>	<b>32.487</b>	15.946	28.279	<b>23.218</b>	<b>218.5</b>	<b>10th 58 Luca LUNETTA</b> SIC58 Squadra Corse ITA Runs=2 Total laps=14 Full laps=11 Valid laps=8						
14	<b>1'40.593</b>	32.709	15.957	28.462	23.465	215.1	1	2'06.710	32.241	16.411	30.014	25.579	214.3
15	<b>1'40.707</b>	32.723	15.929	28.660	23.395	215.1	2	<b>1'42.564</b>	33.879	16.078	28.855	23.752	<b>218.9</b>
16	<b>1'44.326</b>	35.528	16.240	28.769	23.789	214.3	3	<b>1'41.715</b>	33.319	16.048	28.720	23.628	215.8
<b>7th 66 Joel KELSO</b> BOE Motorsports AUS Runs=2 Total laps=15 Full laps=12 Valid laps=11						4	<b>1'40.973</b>	33.231	15.955	28.460	23.327	216.2	
1	2'33.088	32.445	16.349	29.232	24.009	212.1	5	1'42.826 *	33.235	16.155	29.112	24.324*	214.3
2	<b>1'42.002</b>	33.349	16.069	28.714	23.870	213.9	6	1'42.326 *	33.107	15.995*	29.564*	23.660	216.6
3	<b>1'41.657</b>	33.202	16.098	28.642	23.715	213.9	7	<b>1'40.920</b>	32.962	15.990	28.577	23.391	215.8
4	<b>1'41.595</b>	33.156	16.148	28.593	23.698	213.9	8	<b>1'40.816</b>	32.924	15.917	28.546	23.429	217.4
5	1'46.017 *	33.976	17.530*	30.095*	24.416	210.3	9	1'50.722 P	32.937	15.930	28.523	33.332	215.8
6	<b>1'42.647</b>	33.045	16.117	29.055	24.430	213.6	10	8'49.316	30.804	16.003	28.563	23.489	216.2
7	<b>1'41.338</b>	33.022	16.028	28.619	23.669	213.6	11	<b>1'40.194</b>	32.839	15.853	28.281	<b>23.221</b>	217.7
8	<b>1'45.474</b>	34.313	16.661	30.210	24.290	211.7	12	<b>1'40.068</b>	32.749	<b>15.830</b>	<b>28.260</b>	23.229	216.2
9	1'52.205 P	33.160	16.308	30.447	<b>32.290</b>	212.8	13	1'40.112 *	32.639	15.830	28.402	23.241*	217.0
10	5'42.125	30.009	15.965	28.589	<b>23.290</b>	217.4	14	<b>1'40.550</b>	<b>32.602</b>	15.846	28.516	23.586	215.8
11	<b>1'39.934</b>	<b>32.664</b>	15.854	<b>28.076</b>	23.340	215.8	<b>11th 96 Daniel HOLGADO</b> Red Bull GASGAS Te SPA Runs=2 Total laps=12 Full laps=9 Valid laps=7						
12	<b>1'40.248</b>	32.827	<b>15.826</b>	28.211	23.384	<b>219.3</b>	1	2'15.193	30.906	16.594	29.648	24.423	212.5
13	<b>1'52.931</b>	36.518	16.357	36.065	23.991	213.2	2	<b>1'42.654</b>	33.409	16.324	28.900	24.021	213.2
14	<b>1'40.996</b>	32.828	15.857	28.677	23.634	217.4	3	<b>1'42.103</b>	33.211	16.261	28.750	23.881	214.3
15	<b>1'41.748</b>	33.037	16.076	28.825	23.810	215.1	4	<b>1'41.403</b>	33.010	16.116	28.678	23.599	214.3
<b>8th 72 Taiyo FURUSATO</b> Honda Team Asia JPN Runs=2 Total laps=11 Full laps=8 Valid laps=7						5	1'49.703 *	33.001	16.681*	35.041*	24.980*	214.7	
1	3'00.025	31.830	16.519	31.072	29.224	215.4	6	1'41.695 *	32.953	16.247	28.730	23.765*	215.4
2	<b>1'42.220</b>	33.627	16.084	28.739	23.770	215.1	7	1'51.521 P	32.986	16.241	29.720	<b>32.574</b>	213.9
3	<b>1'41.629</b>	33.248	16.107	28.599	23.675	215.1	8	11'09.331	38.799	16.105	28.437	23.688	214.7
4	<b>1'41.211</b>	33.060	16.036	28.568	23.547	215.4	9	<b>1'40.360</b>	32.692	15.986	28.256	23.426	215.8
5	1'41.836 *	33.043	16.185*	28.969*	23.639*	214.7	10	<b>1'40.481</b>	32.602	15.986	28.356	23.537	<b>217.0</b>
6	<b>1'41.558</b>	33.113	16.107	28.679	23.659	214.3	11	<b>1'40.147</b>	32.607	<b>15.956</b>	<b>28.232</b>	<b>23.352</b>	215.4
7	1'53.873 P	34.948	16.805	29.566	<b>32.554</b>	<b>205.7</b>	12	<b>1'40.419</b>	<b>32.494</b>	15.999	28.419	23.507	215.1
8	12'08.021	41.743	17.619	28.285	23.497	195.5	<b>12th 82 Stefano NEPA</b> LEVELUP - MTA ITA Runs=2 Total laps=13 Full laps=10 Valid laps=9						
9	<b>1'40.023</b>	32.680	15.866	<b>28.178</b>	<b>23.299</b>	<b>217.7</b>	1	1'58.455	31.020	16.294	29.390	23.806	215.1
10	<b>1'41.220</b>	<b>32.679</b>	<b>15.863</b>	28.211	24.467	216.6	2	<b>1'41.774</b>	33.339	16.043	28.668	23.724	216.6
11	<b>1'40.386</b>	32.702	15.994	28.334	23.356	213.9	3	<b>1'41.468</b>	33.017	15.978	28.978	23.495	218.1
<b>9th 31 Adrian FERNANDEZ</b> Leopard Racing SPA Runs=2 Total laps=17 Full laps=14 Valid laps=13						4	<b>1'43.506</b>	34.815	16.136	28.979	23.576	215.4	
1	1'58.192	31.025	16.366	29.089	24.088	214.3	5	<b>1'41.066</b>	32.966	16.010	28.680	23.410	216.6
2	<b>1'41.586</b>	33.258	16.144	28.625	23.559	215.4	6	1'41.006 *	32.960	16.134*	28.535*	23.377	215.1
3	<b>1'41.799</b>	32.977	16.002	29.070	23.750	<b>217.4</b>	7	<b>1'40.853</b>	32.951	16.093	28.570	23.239	215.1
4	<b>1'41.287</b>	33.134	16.094	28.515	23.544	213.9	8	<b>1'40.487</b>	32.789	16.042	28.433	<b>23.223</b>	216.2
5	<b>1'41.326</b>	33.095	16.019	28.573	23.639	214.3	9	1'51.490 P	33.132	16.958	30.078	<b>31.322</b>	<b>203.6</b>
6	1'41.093 *	32.974	16.120*	28.491*	23.508	214.3	10	9'49.878	42.603	17.060	28.400	23.285	202.6
7	<b>1'40.854</b>	32.837	15.990	28.470	23.557	215.1	11	<b>1'40.220</b>	32.863	15.923	<b>28.208</b>	23.226	<b>219.3</b>
8	<b>1'40.636</b>	32.839	16.003	28.399	23.395	215.1	12	<b>1'40.159</b>	<b>32.612</b>	<b>15.918</b>	28.319	23.310	216.6
9	<b>1'40.655</b>	32.799	15.982	28.463	23.411	215.1	13	<b>1'40.184</b>	32.668	15.960	28.315	23.241	215.8
10	<b>1'40.777</b>	32.804	15.960	28.471	23.542	215.1							
11	1'50.928 P	32.988	16.024	28.533	<b>33.383</b>	214.7							

**Fastest Lap:** Collin VEIJER Liqui Moly Husqvarna NED **1'39.703** 32.535 15.748 28.142 23.278

These data/results cannot be reproduced, stored and/or transmitted in whole or in part by any manner of electronic, mechanical, photocopying, recording, broadcasting or otherwise now known or herein after developed without the previous express consent by the copyright owner, except for reproduction in daily press and regular printed publications on sale to the public within 60 days of the event related to those data/results and always provided that copyright symbol appears together as follows below.  
© DORNA, 2024

## Practice Nr. 2

## Moto3

Lap	Lap Time	T1	T2	T3	T4	Speed	Lap	Lap Time	T1	T2	T3	T4	Speed	
<b>13th</b>	<b>19</b>	<b>Scott OGDEN</b>				MLav Racing	GBR	4	<b>1'42.082</b>	33.251	16.127	28.965	23.739	214.7
		Runs=2	Total laps=14	Full laps=11	Valid laps=9		5	<b>1'42.604</b>	33.544	16.243	29.240	23.577	213.9	
1	2'07.442	30.676	16.403	29.218	24.946	214.7	6	1'42.197 *	33.093	16.323*	29.090*	23.691	214.3	
2	<b>1'42.959</b>	33.630	16.227	28.975	24.127	217.4	7	<b>1'42.279</b>	33.285	16.225	28.968	23.801	214.3	
3	<b>1'44.546</b>	34.077	17.314	29.359	23.796	194.2	8	<b>1'42.480</b>	33.409	16.105	29.121	23.845	214.3	
4	<b>1'41.485</b>	33.221	16.026	28.759	23.479	215.1	9	<b>1'42.070</b>	33.215	16.166	29.003	23.686	214.3	
5	<b>1'41.756</b>	33.127	16.112	28.937	23.580	215.4	10	1'51.467 P	33.292	16.181	29.281	32.713	215.1	
6	1'41.780 *	33.141	16.284*	28.744*	23.611	214.7	11	8'02.320 *	32.310	16.035	28.820	23.492*	217.4	
7	<b>1'41.330</b>	33.044	16.152	28.618	23.516	214.3	12	<b>1'40.944</b>	33.033	16.113	28.564	23.234	215.4	
8	1'53.670 P	33.183	16.257	31.791	32.439	215.4	13	1'40.382	32.768	15.823	28.462	23.329	218.5	
9	7'52.524	30.666	16.212	28.404	23.557	213.6	14	<b>1'41.451</b>	33.491	16.072	28.409	23.479	217.0	
10	<b>1'40.506</b>	32.770	16.071	28.187	23.478	213.9								
11	<b>1'40.468</b>	32.772	16.168	28.133	23.395	214.7	<b>17th</b>	<b>99</b>	<b>Jose Antonio RUED</b>				Red Bull KTM Ajo	SPA
12	1'40.462 *	32.727	16.035	28.330	23.370*	213.9			Runs=2	Total laps=15	Full laps=12	Valid laps=10		
13	<b>1'43.104</b>	34.857	15.990	28.524	23.733	215.4	1	2'06.091	30.474	16.308	29.368	24.508	217.0	
14	<b>1'40.226</b>	32.720	16.006	28.287	23.213	217.0	2	1'42.304 *	33.412	16.137	29.064	23.691*	215.8	
							3	<b>1'41.752</b>	33.245	16.119	28.667	23.721	215.1	
<b>14th</b>	<b>22</b>	<b>David ALMANSA</b>				Kopron Rivacold Snip	SPA	4	<b>1'41.706</b>	33.219	16.083	28.563	23.841	214.7
		Runs=2	Total laps=14	Full laps=11	Valid laps=9		5	<b>1'41.572</b>	33.058	16.244	28.675	23.595	216.2	
1	2'06.529	32.153	16.569	30.182	26.288	213.6	6	1'42.225 *	33.455	16.426*	28.715*	23.629	214.3	
2	<b>1'43.763</b>	34.362	16.284	29.014	24.103	217.0	7	<b>1'41.275</b>	33.132	16.116	28.563	23.464	215.1	
3	<b>1'42.323</b>	33.634	16.149	28.684	23.856	217.0	8	<b>1'41.115</b>	33.048	16.062	28.508	23.497	215.1	
4	<b>1'42.446</b>	33.703	16.042	28.828	23.873	217.7	9	1'49.499 P	33.132	16.164	28.856	31.347	214.7	
5	<b>1'41.685</b>	33.253	16.128	28.695	23.609	217.7	10	6'19.231	29.821	16.083	28.460	23.465	214.7	
6	1'42.205 *	33.034	16.390*	28.932*	23.849	213.2	11	<b>1'40.479</b>	32.848	16.000	28.215	23.416	215.4	
7	<b>1'42.168</b>	32.972	16.450	28.841	23.905	212.8	12	<b>1'40.457</b>	32.888	15.985	28.196	23.388	215.8	
8	<b>1'43.069</b>	33.092	16.375	29.807	23.795	212.5	13	<b>1'40.606</b>	32.799	16.075	28.304	23.428	215.4	
9	1'52.071 P	33.719	16.560	29.677	32.115	211.7	14	<b>1'42.872</b>	32.813	15.962	30.543	23.554	215.1	
10	7'58.515	34.721	16.183	28.519	23.576	213.9	15	1'40.441	33.077	15.969	28.127	23.268	216.2	
11	1'40.290	32.653	16.036	28.307	23.294	217.0								
12	<b>1'40.614</b>	32.560	15.931	28.564	23.559	216.2	<b>18th</b>	<b>12</b>	<b>Jacob ROULSTONE</b>				Red Bull GASGAS Te	AUS
13	1'41.359 *	32.640	16.178	28.621*	23.920	214.3			Runs=2	Total laps=14	Full laps=11	Valid laps=9		
14	<b>1'41.655</b>	33.437	16.101	28.576	23.541	215.1	1	2'06.591	31.501	16.310	29.804	25.036	214.3	
							2	<b>1'43.561</b>	33.887	16.235	29.183	24.256	215.1	
<b>15th</b>	<b>18</b>	<b>Matteo BERTELLE</b>				Kopron Rivacold Snip	ITA	3	<b>1'42.373</b>	33.456	16.061	28.839	24.017	214.7
		Runs=2	Total laps=14	Full laps=11	Valid laps=10		4	<b>1'42.119</b>	33.532	15.990	28.937	23.660	215.1	
1	2'06.860	31.869	16.664	32.157	25.039	212.5	5	<b>1'42.335</b>	33.569	15.943	28.860	23.963	216.2	
2	<b>1'42.891</b>	33.832	16.232	28.920	23.907	219.3	6	1'42.818 *	33.442	16.229*	29.101*	24.046	214.7	
3	<b>1'41.514</b>	33.144	16.207	28.623	23.540	215.4	7	1'41.950 *	33.446	16.041	28.850*	23.613	215.8	
4	<b>1'40.988</b>	33.207	16.003	28.425	23.353	216.6	8	<b>1'41.761</b>	33.258	15.931	28.800	23.772	215.8	
5	<b>1'43.038</b>	33.337	16.430	29.249	24.022	215.8	9	1'52.417 P	34.197	16.199	30.824	31.197	212.5	
6	1'42.490 *	32.976	16.135*	29.417*	23.962	216.2	10	8'43.756	31.023	16.032	28.392	23.507	215.1	
7	<b>1'41.779</b>	33.066	16.274	28.758	23.681	213.9	11	1'40.606	33.054	15.933	28.264	23.355	215.1	
8	<b>1'44.910</b>	36.204	16.130	28.857	23.719	216.6	12	<b>1'42.401</b>	32.900	15.967	28.309	25.225	214.3	
9	1'53.123 P	33.264	16.645	29.927	33.287	211.3	13	<b>1'42.723</b>	34.771	15.923	28.525	23.504	217.4	
10	7'56.681	33.797	16.218	28.651	23.515	214.3	14	<b>1'40.710</b>	32.922	15.901	28.351	23.536	215.4	
11	1'40.369	32.770	15.961	28.312	23.326	216.6								
12	<b>1'41.700</b>	32.756	16.034	29.538	23.372	214.7	<b>19th</b>	<b>24</b>	<b>Tatsuki SUZUKI</b>				Liqui Moly Husqvarna	JPN
13	<b>1'40.564</b>	32.690	15.951	28.336	23.587	216.2			Runs=2	Total laps=10	Full laps=7	Valid laps=6		
14	<b>1'41.224</b>	32.888	16.174	28.599	23.563	212.8	1	2'16.173	33.465	16.486	30.037	24.088	213.6	
							2	<b>1'41.763</b>	33.358	16.036	28.785	23.584	217.0	
<b>16th</b>	<b>78</b>	<b>Joel ESTEBAN</b>				CFMOTO Gaviota As	SPA	3	<b>1'42.642</b>	33.739	16.129	28.872	23.902	215.8
		Runs=2	Total laps=14	Full laps=11	Valid laps=10		4	<b>1'41.238</b>	33.073	16.019	28.699	23.447	217.0	
1	1'55.771	31.046	16.483	29.975	24.313	212.8	5	1'48.300 *	33.034	16.362*	34.656*	24.248	217.7	
2	<b>1'43.212</b>	33.689	16.302	29.230	23.991	214.3	6	1'51.587 P	33.285	16.239	28.985	33.078	213.9	
3	<b>1'43.207</b>	33.541	16.231	29.456	23.979	213.9	7	14'58.181	31.087	16.180	28.759	23.542	213.6	

**Fastest Lap:** Collin VEIJER      Liqui Moly Husqvarna      NED      **1'39.703**      32.535      15.748      28.142      23.278

These data/results cannot be reproduced, stored and/or transmitted in whole or in part by any manner of electronic, mechanical, photocopying, recording, broadcasting or otherwise now known or herein after developed without the previous express consent by the copyright owner, except for reproduction in daily press and regular printed publications on sale to the public within 60 days of the event related to those data/results and always provided that copyright symbol appears together as follows below.  
© DORNA, 2024

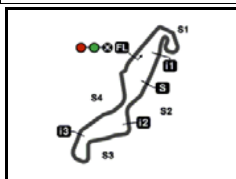
## Practice Nr. 2

## Moto3

Lap	Lap Time	T1	T2	T3	T4	Speed	Lap	Lap Time	T1	T2	T3	T4	Speed
8	<b>1'41.224</b>	32.960	16.119	28.629	23.516	213.6	9	1'41.741 *	33.28*	16.148	28.617	23.688	214.7
9	<b>1'40.924</b>	32.790	16.086	28.560	23.488	214.3	10	<b>1'41.539</b>	33.039	16.166	28.553	23.781	213.6
10	<b>1'40.857</b>	32.812	16.047	28.573	23.425	214.3	11	1'44.205 *	35.415	16.157	28.942	23.691*	214.3
							12	1'41.495 *	33.16*	16.060	28.601	23.673	215.1
<b>20th</b>	<b>85</b>	<b>Xabi ZURUTUZA</b>		Red Bull KTM Ajo		SPA							
		Runs=2	Total laps=14	Full laps=11	Valid laps=7								
1	2'09.270	31.382	16.525	29.759	24.106	214.7	<b>24th</b>	<b>7</b>	<b>Filippo FARIOLI</b>		SIC58 Squadra Corse		ITA
2	1'43.812 *	33.992	16.137	29.463	24.220*	216.2			Runs=1	Total laps=4	Full laps=3	Valid laps=1	
3	<b>1'43.566</b>	33.895	16.194	29.501	23.976	215.8	1	2'01.478	30.512	16.601	29.212	23.922	213.6
4	1'43.618 *	33.827	16.123	29.548	24.120*	215.1	2	1'50.068 *	33.348	16.691	31.164	28.865*	213.2
5	1'51.035 *	34.518	16.452*	34.962*	25.103	218.1	3	<b>1'41.651</b>	33.191	16.006	28.875	23.579	215.8
6	<b>1'42.453</b>	33.274	16.123	29.261	23.795	216.6	4	1'41.559 *	33.053	15.937	28.681	23.888*	217.4
7	<b>1'43.079</b>	33.509	16.201	29.333	24.036	215.1		unfinished	33.034				214.3
8	1'51.063 P	33.648	16.325	29.612	31.478	215.1	<b>25th</b>	<b>10</b>	<b>Nicola CARRARO</b>		LEVELUP - MTA		ITA
9	7'40.207 *	32.273	16.247	28.766	23.533*	213.9			Runs=2	Total laps=14	Full laps=11	Valid laps=6	
10	<b>1'45.677</b>	33.039	16.007	31.551	25.080	218.5	1	1'59.715	30.959	16.547	29.433	24.354	216.2
11	<b>1'40.986</b>	33.002	16.021	28.567	23.396	218.5	2	1'42.708 *	33.697	16.264	28.905*	23.842	216.6
12	<b>1'41.062</b>	33.181	15.885	28.487	23.509	218.9	3	<b>1'43.820</b>	33.771	16.530	29.271	24.248	214.7
13	<b>1'41.431</b>	32.962	15.978	28.648	23.843	218.1	4	<b>1'42.952</b>	33.515	16.338	28.975	24.124	215.1
14	1'41.282 *	32.980	16.015	28.699	23.588*	217.0	5	<b>1'43.009</b>	33.428	16.411	29.009	24.161	214.3
<b>21st</b>	<b>54</b>	<b>Riccardo ROSSI</b>		CIP Green Power		ITA	6	1'42.783 *	33.263	16.436*	29.030*	24.054	215.1
		Runs=1	Total laps=4	Full laps=3	Valid laps=2		7	<b>1'42.599</b>	34.053	16.195	28.755	23.596	216.6
1	2'07.723	30.600	16.714	29.799	24.644	216.6	8	<b>1'41.954</b>	33.095	16.252	28.806	23.801	216.6
2	<b>1'42.787</b>	33.615	16.184	28.940	24.048	218.9	9	1'58.716 P	35.602	16.821	32.885	33.408	213.6
3	1'41.770 *	33.316	16.097	28.689	23.668*	218.9	10	7'56.986 *	36.856	16.193	28.740	23.482*	217.7
4	<b>1'41.398</b>	33.106	16.093	28.553	23.646	216.2	11	1'41.296 *	32.80*	16.231	28.783	23.476*	218.1
	unfinished	33.177				215.4	12	<b>1'45.390</b>	33.002	16.255	28.992	27.141	216.6
<b>22nd</b>	<b>55</b>	<b>Noah DETTWILER</b>		CIP Green Power		SWI	13	1'41.018 *	32.953	15.996	28.490	23.579*	218.5
		Runs=2	Total laps=14	Full laps=11	Valid laps=9		14	1'42.379 *	33.199	16.104	28.923*	24.153	217.0
1	2'04.793	31.414	16.868	30.186	26.269	207.8	<b>26th</b>	<b>5</b>	<b>Tatchakorn BUASRI</b>		Honda Team Asia		THA
2	<b>1'45.282</b>	34.166	16.632	29.878	24.606	211.7			Runs=2	Total laps=11	Full laps=8	Valid laps=7	
3	<b>1'43.990</b>	34.116	16.204	29.580	24.090	218.5	1	2'07.707	32.359	16.525	30.612	25.608	215.8
4	<b>1'43.288</b>	33.670	16.233	29.344	24.041	216.6	2	<b>1'43.014</b>	33.832	16.180	29.037	23.965	218.5
5	1'43.984 *	33.640	16.496*	29.688*	24.160	215.4	3	<b>1'43.262</b>	33.825	16.231	29.246	23.960	218.1
6	1'44.094 *	33.595	16.610*	29.639*	24.250	214.7	4	<b>1'42.334</b>	33.362	16.234	28.879	23.859	216.2
7	<b>1'43.994</b>	33.589	16.591	29.623	24.191	213.9	5	<b>1'43.029</b>	33.477	16.297	29.168	24.087	217.7
8	1'52.285 P	33.720	16.392	31.042	31.131	214.3	6	1'43.266 *	33.285	16.428*	29.324*	24.229	215.4
9	7'47.360	30.760	16.439	28.924	23.835	215.4	7	1'56.385 P	35.442	19.098	30.154	31.691	171.4
10	<b>1'42.442</b>	33.230	16.207	28.937	24.068	216.2	8	12'53.626	40.958	17.798	29.655	24.023	196.1
11	<b>1'46.562</b>	37.737	16.300	28.746	23.779	213.2	9	<b>1'44.663</b>	33.426	16.367	31.015	23.855	214.3
12	<b>1'41.743</b>	33.064	16.102	28.751	23.826	217.4	10	<b>1'42.215</b>	33.266	16.172	28.962	23.815	215.8
13	<b>1'44.112</b>	33.277	16.402	30.667	23.766	213.6	11	<b>1'43.955</b>	33.196	16.245	29.345	25.169	215.1
14	<b>1'41.435</b>	32.960	16.017	28.663	23.795	218.1							
<b>23rd</b>	<b>70</b>	<b>Joshua WHATLEY</b>		MLav Racing		GBR							
		Runs=2	Total laps=12	Full laps=9	Valid laps=5								
1	2'15.392	33.925	17.427	30.278	24.440	197.4							
2	<b>1'42.955</b>	33.552	16.273	29.001	24.129	213.2							
3	<b>1'42.467</b>	33.566	16.232	28.794	23.875	214.7							
4	<b>1'41.831</b>	33.209	16.161	28.755	23.706	214.3							
5	1'48.943 *	33.207	16.945*	32.027*	26.764*	212.8							
6	<b>1'42.235</b>	33.105	16.131	28.999	24.000	215.8							
7	1'53.873 P	34.372	16.858	30.072	32.571	209.2							
8	11'08.051 *	33.526	16.547	29.976	24.079*	208.1							

**Fastest Lap:** Collin VEIJER      Liqui Moly Husqvarna      NED      **1'39.703**      32.535      15.748      28.142      23.278

These data/results cannot be reproduced, stored and/or transmitted in whole or in part by any manner of electronic, mechanical, photocopying, recording, broadcasting or otherwise now known or herein after developed without the previous express consent by the copyright owner, except for reproduction in daily press and regular printed publications on sale to the public within 60 days of the event related to those data/results and always provided that copyright symbol appears together as follows below.  
© DORNA, 2024



4542 m.

# MOTUL TT ASSEN

## Practice Nr. 2

### Best Partial Times

Moto3™


*IT* Ideal Lap Time, sum of the best partial times*BT* Best Lap Time

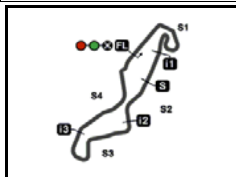
T1		T2		T3		T4				IT		BT
Pos	Rider	Time	Rider	Time	Rider	Time	Rider	Time	Pos	Rider	IT	BT
1A.	PIQUERAS	32.385	D.MUÑOZ	15.720	A.PIQUERAS	28.064	D.ALONSO	23.146	1	C.VEIJER	1'39.703	1'39.703 (1)
2R.	YAMANAKA	32.487	C.VEIJER	15.748	J.KELSO	28.076	D.MUÑOZ	23.158	2	R.YAMANAKA	1'39.704	1'39.930 (6)
3D.	HOLGADO	32.494	R.YAMANAKA	15.791	I.ORTOLA	28.121	S.OGDEN	23.213	3	A.PIQUERAS	1'39.743	1'39.777 (2)
4C.	VEIJER	32.535	I.ORTOLA	15.802	J.RUEDA	28.127	R.YAMANAKA	23.218	4	I.ORTOLA	1'39.752	1'39.790 (3)
5I.	ORTOLA	32.557	J.ESTEBAN	15.823	S.OGDEN	28.133	L.LUNETTA	23.221	5	D.MUÑOZ	1'39.779	1'39.859 (4)
6D.	ALMANSA	32.560	D.ALONSO	15.823	C.VEIJER	28.142	S.NEPA	23.223	6	J.KELSO	1'39.856	1'39.934 (7)
7L.	LUNETTA	32.602	J.KELSO	15.826	T.FURUSATO	28.178	J.ESTEBAN	23.234	7	D.ALONSO	1'39.861	1'39.900 (5)
8A.	FERNANDEZ	32.603	L.LUNETTA	15.830	A.FERNANDEZ	28.188	A.FERNANDEZ	23.266	8	A.FERNANDEZ	1'39.913	1'40.050 (9)
9S.	NEPA	32.612	A.FERNANDEZ	15.856	R.YAMANAKA	28.208	J.RUEDA	23.268	8	L.LUNETTA	1'39.913	1'40.068 (10)
10D.	MUÑOZ	32.614	T.FURUSATO	15.863	S.NEPA	28.208	I.ORTOLA	23.272	10	S.NEPA	1'39.961	1'40.159 (12)
11D.	ALONSO	32.649	X.ZURUTUZA	15.885	D.HOLGADO	28.232	C.VEIJER	23.278	11	T.FURUSATO	1'40.019	1'40.023 (8)
12J.	KELSO	32.664	J.ROULSTONE	15.901	D.ALONSO	28.243	J.KELSO	23.290	12	D.HOLGADO	1'40.034	1'40.147 (11)
13T.	FURUSATO	32.679	S.NEPA	15.918	L.LUNETTA	28.260	D.ALMANSA	23.294	13	S.OGDEN	1'40.056	1'40.226 (13)
14M.	BERTELLE	32.690	A.PIQUERAS	15.919	J.ROULSTONE	28.264	T.FURUSATO	23.299	14	D.ALMANSA	1'40.092	1'40.290 (14)
15S.	OGDEN	32.720	D.ALMANSA	15.931	D.MUÑOZ	28.287	M.BERTELLE	23.326	15	J.RUEDA	1'40.156	1'40.441 (17)
16J.	ESTEBAN	32.768	F.FARIOLI	15.937	D.ALMANSA	28.307	D.HOLGADO	23.352	16	J.ESTEBAN	1'40.234	1'40.382 (16)
17T.	SUZUKI	32.790	M.BERTELLE	15.951	M.BERTELLE	28.312	J.ROULSTONE	23.355	17	M.BERTELLE	1'40.279	1'40.369 (15)
18J.	RUEDA	32.799	D.HOLGADO	15.956	J.ESTEBAN	28.409	A.PIQUERAS	23.375	18	J.ROULSTONE	1'40.420	1'40.606 (18)
19J.	ROULSTONE	32.900	J.RUEDA	15.962	X.ZURUTUZA	28.487	X.ZURUTUZA	23.396	19	X.ZURUTUZA	1'40.730	1'40.986 (20)
20N.	CARRARO	32.953	S.OGDEN	15.990	N.CARRARO	28.490	T.SUZUKI	23.425	20	T.SUZUKI	1'40.794	1'40.857 (19)
21N.	DETTWILER	32.960	N.CARRARO	15.996	R.ROSSI	28.553	F.FARIOLI	23.579	21	N.CARRARO	1'41.035	1'41.954 (25)
22X.	ZURUTUZA	32.962	N.DETTWILER	16.017	J.WHATLEY	28.553	N.CARRARO	23.596	22	F.FARIOLI	1'41.231	1'41.651 (24)
23F.	FARIOLI	33.034	T.SUZUKI	16.019	T.SUZUKI	28.560	R.ROSSI	23.646	23	J.WHATLEY	1'41.325	1'41.539 (23)
24J.	WHATLEY	33.039	J.WHATLEY	16.060	N.DETTWILER	28.663	J.WHATLEY	23.673	24	R.ROSSI	1'41.398	1'41.398 (21)

These data/results cannot be reproduced, stored and/or transmitted in whole or in part by any manner of electronic, mechanical, photocopying, recording, broadcasting or otherwise now known or herein after developed without the previous express consent by the copyright owner, except for reproduction in daily press and regular printed publications on sale to the public within 60 days of the event related to those data/results and always provided that copyright symbol appears together as follows below.  
© DORNA, 2024



TT Circuit Assen

Results and timing service provided by  TISSOT



4542 m.

**MOTUL TT ASSEN**  
**Practice Nr. 2**  
**Best Partial Times**

**Moto3™**

*IT* Ideal Lap Time, sum of the best partial times

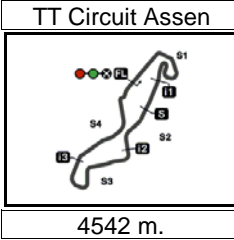
*BT* Best Lap Time

		<b>T1</b>		<b>T2</b>		<b>T3</b>		<b>T4</b>				
<i>Pos</i>	<i>Rider</i>	<i>Time</i>	<i>Rider</i>	<i>Time</i>	<i>Rider</i>	<i>Time</i>	<i>Rider</i>	<i>Time</i>	<i>Pos</i>	<i>Rider</i>	<i>IT</i>	<i>BT</i>
25	R.ROSSI	33.106	R.ROSSI	16.093	F.FARIOLI	28.681	N.DETTWILER	23.766	25	N.DETTWILER	1'41.406	1'41.435 (22)
26	T.BUASRI	33.196	T.BUASRI	16.172	T.BUASRI	28.879	T.BUASRI	23.815	26	T.BUASRI	1'42.062	1'42.215 (26)

These data/results cannot be reproduced, stored and/or transmitted in whole or in part by any manner of electronic, mechanical, photocopying, recording, broadcasting or otherwise now known or herein after developed without the previous express consent by the copyright owner, except for reproduction in daily press and regular printed publications on sale to the public within 60 days of the event related to those data/results and always provided that copyright symbol appears together as follows below.  
 © DORNA, 2024

Official MotoGP Timing by  TISSOT  
[www.motogp.com](http://www.motogp.com)





## MOTUL TT ASSEN

### Practice Nr. 2

### Fastest Laps Sequence

<i>Practice Time</i>	 <i>Rider</i>	<i>Nation</i>	<i>Motorcycle</i>	<i>Time</i>	<i>Km/h</i>	<i>Rider's Lap</i>
<b>3'32.190</b>	80 <b>David ALONSO</b>	COL	CFMOTO	<b>1'42.308</b>	159.8	2
<b>3'39.778</b>	31 <b>Adrian FERNANDEZ</b>	SPA	HONDA	<b>1'41.586</b>	160.9	2
<b>5'21.697</b>	82 <b>Stefano NEPA</b>	ITA	KTM	<b>1'41.468</b>	161.1	3
<b>7'02.864</b>	31 <b>Adrian FERNANDEZ</b>	SPA	HONDA	<b>1'41.287</b>	161.4	4
<b>7'11.686</b>	64 <b>David MUÑOZ</b>	SPA	KTM	<b>1'40.961</b>	161.9	4
<b>12'06.137</b>	31 <b>Adrian FERNANDEZ</b>	SPA	HONDA	<b>1'40.854</b>	162.1	7
<b>12'08.128</b>	82 <b>Stefano NEPA</b>	ITA	KTM	<b>1'40.853</b>	162.1	7
<b>12'17.319</b>	64 <b>David MUÑOZ</b>	SPA	KTM	<b>1'40.817</b>	162.1	7
<b>13'41.256</b>	80 <b>David ALONSO</b>	COL	CFMOTO	<b>1'40.805</b>	162.2	8
<b>13'46.773</b>	31 <b>Adrian FERNANDEZ</b>	SPA	HONDA	<b>1'40.636</b>	162.4	8
<b>13'48.615</b>	82 <b>Stefano NEPA</b>	ITA	KTM	<b>1'40.487</b>	162.7	8
<b>19'42.137</b>	48 <b>Ivan ORTOLA</b>	SPA	KTM	<b>1'40.192</b>	163.1	9
<b>21'21.081</b>	6 <b>Ryusei YAMANAKA</b>	JPN	KTM	<b>1'40.027</b>	163.4	10
<b>21'21.927</b>	48 <b>Ivan ORTOLA</b>	SPA	KTM	<b>1'39.790</b>	163.8	10
<b>26'36.987</b>	36 <b>Angel PIQUERAS</b>	SPA	HONDA	<b>1'39.777</b>	163.8	9
<b>29'09.774</b>	95 <b>Collin VEIJER</b>	NED	HUSQVARNA	<b>1'39.703</b>	163.9	11

These data/results cannot be reproduced, stored and/or transmitted in whole or in part by any manner of electronic, mechanical, photocopying, recording, broadcasting or otherwise now known or herein after developed without the previous express consent by the copyright owner, except for reproduction in daily press and regular printed publications on sale to the public within 60 days of the event related to those data/results and always provided that copyright symbol appears together as follows below.

© DORNA, 2024