

4542 m.

MOTUL TT ASSEN

Practice Nr. 2

Classification

10



Rider	Nation	Team	Motorcycle	Time	Lap	Total	Gap	Top Speed
1 35 Somkiat CHANTRA	THA	IDEMITSU Honda Team Asia	KALEX	1'35.341	9	13		260.4
2 18 Manuel GONZALEZ	SPA	QJMOTOR Gresini Moto2	KALEX	1'35.455	11	15	0.114 0.114	260.4
3 44 Aron CANET	SPA	Fantic Racing	KALEX	1'35.483	11	14	0.142 0.028	258.7
4 54 Fermin ALDEGUER	SPA	Folladore SpeedUp	BOSCOSCURO	1'35.486	16	16	0.145 0.003	258.2
5 3 Sergio GARCIA	SPA	MT Helmets - MSI	BOSCOSCURO	1'35.521	11	15	0.180 0.035	262.6
6 79 Ai OGURA	JPN	MT Helmets - MSI	BOSCOSCURO	1'35.570	13	16	0.229 0.049	260.9
7 14 Tony ARBOLINO	ITA	Elf Marc VDS Racing Team	KALEX	1'35.642	10	13	0.301 0.072	262.0
8 21 Alonso LOPEZ	SPA	Folladore SpeedUp	BOSCOSCURO	1'35.655	12	15	0.314 0.013	259.3
9 13 Celestino VIETTI	ITA	Red Bull KTM Ajo	KALEX	1'35.697	15	15	0.356 0.042	262.0
10 24 Marcos RAMIREZ	SPA	OnlyFans American Racing Team	KALEX	1'35.733	12	16	0.392 0.036	260.9
11 52 Jeremy ALCOBA	SPA	Yamaha VR46 Master Camp Team	KALEX	1'35.853	10	14	0.512 0.120	263.2
12 15 Darryn BINDER	RSA	Liqui Moly Husqvarna Intact GP	KALEX	1'35.917	10	10	0.576 0.064	263.2
13 10 Diogo MOREIRA	BRA	Italtrans Racing Team	KALEX	1'35.944	12	12	0.603 0.027	263.2
14 96 Jake DIXON	GBR	CFMOTO Inde Aspar Team	KALEX	1'35.960	5	14	0.619 0.016	261.5
15 75 Albert ARENAS	SPA	QJMOTOR Gresini Moto2	KALEX	1'36.010	11	14	0.669 0.050	263.2
16 71 Dennis FOGGIA	ITA	Italtrans Racing Team	KALEX	1'36.098	12	12	0.757 0.088	264.9
17 64 Bo BENDSNEYDER	NED	Preicanos Racing Team	KALEX	1'36.122	10	13	0.781 0.024	258.2
18 28 Izan GUEVARA	SPA	CFMOTO Inde Aspar Team	KALEX	1'36.133	12	15	0.792 0.011	263.2
19 84 Zonta VD GOORBERGH	NED	RW-Idrofoglia Racing GP	KALEX	1'36.161	3	14	0.820 0.028	260.9
20 7 Barry BALTUS	BEL	RW-Idrofoglia Racing GP	KALEX	1'36.303	11	14	0.962 0.142	259.3
21 81 Senna AGIUS	AUS	Liqui Moly Husqvarna Intact GP	KALEX	1'36.456	14	14	1.115 0.153	259.8
22 22 Ayumu SASAKI	JPN	Yamaha VR46 Master Camp Team	KALEX	1'36.515	10	14	1.174 0.059	262.0
23 5 Jaume MASIA	SPA	Preicanos Racing Team	KALEX	1'37.133	9	12	1.792 0.618	260.9
24 34 Mario AJI	INA	IDEMITSU Honda Team Asia	KALEX	1'37.145	12	15	1.804 0.012	262.6
25 32 Marcel SCHROTTER	GER	Red Bull KTM Ajo	KALEX	1'37.170	10	13	1.829 0.025	260.9
26 17 Daniel MUÑOZ	SPA	Preicanos Racing Team	KALEX	1'37.447	10	13	2.106 0.277	253.9
27 43 Xavier ARTIGAS	SPA	KLINT Forward Factory Team	FORWARD	1'37.697	10	13	2.356 0.250	260.9
28 20 Xavi CARDELUS	AND	Fantic Racing	KALEX	1'37.709	4	10	2.368 0.012	260.4
29 11 Alex ESCRIG	SPA	KLINT Forward Factory Team	FORWARD	1'38.408	9	12	3.067 0.699	257.6

Practice condition: Dry

Air: 19°

Humidity: 60%

Ground: 28°

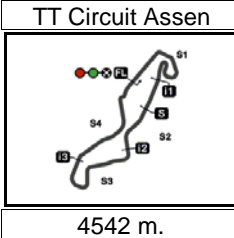
Fastest Lap:	Lap: 9	Somkiat CHANTRA	1'35.341	171.5 Km/h
Best Race Lap:	2021	Raul FERNANDEZ	1'36.690	169.1 Km/h
All-Time Lap Record:	2024	Somkiat CHANTRA	1'35.341	171.5 Km/h

The results are provisional until the end of the limit for protest and appeals.

Time limit for protest expires 60' after publication of the results - Time:

These data/results cannot be reproduced, stored and/or transmitted in whole or in part by any manner of electronic, mechanical, photocopying, recording, broadcasting or otherwise now known or herein after developed without the previous express consent by the copyright owner, except for reproduction in daily press and regular printed publications on sale to the public within 60 days of the event related to those data/results and always provided that copyright symbol appears together as follows below.

© DORNA, 2024




MOTUL TT ASSEN

Practice Nr. 2

Combined Practice Times

11

	Rider	Nation	Team	MOTORCYCLE	P1	P2	Gap
1	35 S.CHANTRA	THA	IDEMITSU Honda Team Asia	KALEX	1'36.550	5 1'35.341	9
2	18 M.GONZALEZ	SPA	QJMOTOR Gresini Moto2	KALEX	1'36.547	19 1'35.455	0.114 0.114
3	44 A.CANET	SPA	Fantic Racing	KALEX	1'36.286	12 1'35.483	0.142 0.028
4	54 F.ALDEGUER	SPA	Folladore SpeedUp	BOSCOSCURO	1'35.912	18 1'35.486	0.145 0.003
5	3 S.GARCIA	SPA	MT Helmets - MSI	BOSCOSCURO	1'36.195	10 1'35.521	0.180 0.035
6	79 A.OGURA	JPN	MT Helmets - MSI	BOSCOSCURO	1'35.984	17 1'35.570	0.229 0.049
7	14 T.ARBOLINO	ITA	Elf Marc VDS Racing Team	KALEX	1'36.282	17 1'35.642	0.301 0.072
8	21 A.LOPEZ	SPA	Folladore SpeedUp	BOSCOSCURO	1'36.383	14 1'35.655	0.314 0.013
9	13 C.VIETTI	ITA	Red Bull KTM Ajo	KALEX	1'36.936	16 1'35.697	0.356 0.042
10	24 M.RAMIREZ	SPA	OnlyFans American Racing Team	KALEX	1'36.694	22 1'35.733	0.392 0.036
11	52 J.ALCOBA	SPA	Yamaha VR46 Master Camp Team	KALEX	1'36.789	13 1'35.853	0.512 0.120
12	15 D.BINDER	RSA	Liqui Moly Husqvarna Intact GP	KALEX	1'37.226	15 1'35.917	0.576 0.064
13	10 D.MOREIRA	BRA	Italtrans Racing Team	KALEX	1'37.217	5 1'35.944	0.603 0.027
14	96 J.DIXON	GBR	CFMOTO Inde Aspar Team	KALEX	1'36.773	15 1'35.960	0.619 0.016
15	75 A.ARENAS	SPA	QJMOTOR Gresini Moto2	KALEX	1'36.605	17 1'36.010	0.669 0.050
16	71 D.FOGGIA	ITA	Italtrans Racing Team	KALEX	1'36.833	16 1'36.098	0.757 0.088
17	64 B.BENDSNEYDEF	NED	Preicanos Racing Team	KALEX	1'36.751	15 1'36.122	0.781 0.024
18	28 I.GUEVARA	SPA	CFMOTO Inde Aspar Team	KALEX	1'37.330	17 1'36.133	0.792 0.011
19	84 Z.VD GOORBERG	NED	RW-Idrofoglia Racing GP	KALEX	1'36.779	14 1'36.161	0.820 0.028
20	7 B.BALTUS	BEL	RW-Idrofoglia Racing GP	KALEX	1'36.930	14 1'36.303	0.962 0.142
21	81 S.AGIUS	AUS	Liqui Moly Husqvarna Intact GP	KALEX	1'37.134	11 1'36.456	1.115 0.153
22	22 A.SASAKI	JPN	Yamaha VR46 Master Camp Team	KALEX	1'37.789	5 1'36.515	1.174 0.059
23	17 D.MUÑOZ	SPA	Preicanos Racing Team	KALEX	1'37.132	10 1'37.447	1.791 0.617
24	5 J.MASIA	SPA	Preicanos Racing Team	KALEX	1'37.845	19 1'37.133	1.792 0.001
25	34 M.AJI	INA	IDEMITSU Honda Team Asia	KALEX	1'38.432	7 1'37.145	1.804 0.012
26	32 M.SCHROTTER	GER	Red Bull KTM Ajo	KALEX	1'37.918	14 1'37.170	1.829 0.025
27	43 X.ARTIGAS	SPA	KLINT Forward Factory Team	FORWARD	1'39.104	12 1'37.697	2.356 0.527
28	20 X.CARDELUS	AND	Fantic Racing	KALEX	1'37.893	5 1'37.709	2.368 0.012
29	11 A.ESCRIG	SPA	KLINT Forward Factory Team	FORWARD	1'39.106	8 1'38.408	3.067 0.699

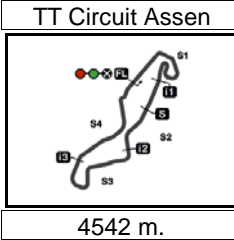
Pole Position Record:	2023	Alonso LOPEZ	1'36.247	169.8 Km/h
Best Race Lap:	2021	Raul FERNANDEZ	1'36.690	169.1 Km/h
All Time Lap Record:	2024	Somkiat CHANTRA	1'35.341	171.5 Km/h

The results are provisional until the end of the limit for protest and appeals.

Time limit for protest expires 60' after publication of the results - Time:

These data/results cannot be reproduced, stored and/or transmitted in whole or in part by any manner of electronic, mechanical, photocopying, recording, broadcasting or otherwise now known or herein after developed without the previous express consent by the copyright owner, except for reproduction in daily press and regular printed publications on sale to the public within 60 days of the event related to those data/results and always provided that copyright symbol appears together as follows below.

© DORNA, 2024



MOTUL TT ASSEN

Practice Nr. 2

Top Speed & Average

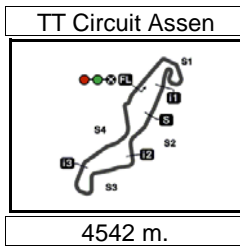
12



Rider	Nation	Motorcycle	Top 5 speeds					Average	Top
71 Dennis FOGGIA	ITA	KALEX	264.9	264.3	263.2	261.5	261.5	262.6	264.9
10 Diogo MOREIRA	BRA	KALEX	263.2	262.0	261.5	260.9	260.9	261.7	263.2
15 Darryn BINDER	RSA	KALEX	263.2	262.6	261.5	261.5	260.9	261.9	263.2
28 Izan GUEVARA	SPA	KALEX	263.2	262.6	262.0	262.0	259.8	261.9	263.2
52 Jeremy ALCOBA	SPA	KALEX	263.2	260.9	260.9	260.9	259.8	261.1	263.2
75 Albert ARENAS	SPA	KALEX	263.2	262.0	260.9	260.9	259.8	261.4	263.2
3 Sergio GARCIA	SPA	BOSCOSCURO	262.6	262.0	260.9	260.9	260.4	261.2	262.6
34 Mario AJI	INA	KALEX	262.6	260.4	260.4	259.3	257.6	260.1	262.6
13 Celestino VIETTI	ITA	KALEX	262.0	262.0	262.0	262.0	261.5	261.8	262.0
14 Tony ARBOLINO	ITA	KALEX	262.0	261.5	261.5	260.9	260.9	261.4	262.0
22 Ayumu SASAKI	JPN	KALEX	262.0	260.4	259.8	259.3	259.3	260.0	262.0
96 Jake DIXON	GBR	KALEX	261.5	260.9	260.4	260.4	259.8	260.3	261.5
5 Jaume MASIA	SPA	KALEX	260.9	260.4	259.3	259.3	259.3	259.8	260.9
24 Marcos RAMIREZ	SPA	KALEX	260.9	260.9	260.4	260.4	260.4	260.6	260.9
32 Marcel SCHROTTER	GER	KALEX	260.9	259.8	258.7	258.2	258.2	259.0	260.9
43 Xavier ARTIGAS	SPA	FORWARD	260.9	260.9	260.4	259.8	258.7	259.7	260.9
79 Ai OGURA	JPN	BOSCOSCURO	260.9	260.9	260.4	260.4	260.4	260.6	260.9
84 Zonta VD GOORBERGH	NED	KALEX	260.9	258.7	258.7	258.2	257.6	258.8	260.9
18 Manuel GONZALEZ	SPA	KALEX	260.4	259.8	258.7	258.2	258.2	259.1	260.4
20 Xavi CARDELUS	AND	KALEX	260.4	260.4	258.7	257.6	257.6	258.9	260.4
35 Somkiat CHANTRA	THA	KALEX	260.4	259.8	259.3	258.7	258.7	259.2	260.4
81 Senna AGIUS	AUS	KALEX	259.8	259.3	258.7	258.7	258.2	258.7	259.8
7 Barry BALTUS	BEL	KALEX	259.3	258.7	258.2	258.2	258.2	258.5	259.3
21 Alonso LOPEZ	SPA	BOSCOSCURO	259.3	259.3	259.3	258.7	258.7	259.1	259.3
44 Aron CANET	SPA	KALEX	258.7	258.2	258.2	257.6	257.6	258.1	258.7
54 Fermin ALDEGUER	SPA	BOSCOSCURO	258.2	257.6	257.1	257.1	257.1	257.4	258.2
64 Bo BENDSNEYDER	NED	KALEX	258.2	258.2	255.5	255.5	255.5	256.4	258.2
11 Alex ESCRIG	SPA	FORWARD	257.6	256.0	255.5	255.5	255.0	255.9	257.6
17 Daniel MUÑOZ	SPA	KALEX	253.9	253.4	252.8	252.3	252.3	252.9	253.9

These data/results cannot be reproduced, stored and/or transmitted in whole or in part by any manner of electronic, mechanical, photocopying, recording, broadcasting or otherwise now known or herein after developed without the previous express consent by the copyright owner, except for reproduction in daily press and regular printed publications on sale to the public within 60 days of the event related to those data/results and always provided that copyright symbol appears together as follows below.

© DORNA, 2024



MOTUL TT ASSEN

Practice Nr. 2

Chronological Analysis of Performances

13

* Lap / Sector time cancelled T1 Time from finish line to 1st intermediate T3 Time from 2nd intermed. to 3rd intermed.
P Crossing the finish line in pit lane T2 Time from 1st intermed. to 2nd intermed. T4 Time from 3rd intermediate to finish line

Lap	Lap Time	T1	T2	T3	T4	Speed	Lap	Lap Time	T1	T2	T3	T4	Speed
1st 35 Somkiat CHANTRA IDEMITSU Honda Tea THA Runs=2 Total laps=13 Full laps=10 Valid laps=8							11	1'35.483	31.421	14.635	27.578	21.849	256.6
1	2'00.382	31.077	15.578	28.640	23.097	255.0	12	1'41.476 *	31.38*	15.301*	28.808*	25.981*	255.5
2	1'37.702	32.071	14.872	28.120	22.639	257.1	13	1'36.999 *	31.93*	14.664*	28.024*	22.381	257.1
3	1'37.702	31.683	14.810	27.899	23.310	257.1	14	1'35.792	31.449	14.584	27.742	22.017	257.6
4	1'36.466	31.690	14.738	27.800	22.238	259.3	4th 54 Fermin ALDEGUER Folladore SpeedUp SPA Runs=2 Total laps=16 Full laps=13 Valid laps=8						
5	1'37.512	31.820	14.808	28.103	22.781	258.7	1	1'41.183	31.176	15.378	28.713	23.253	252.3
6	1'36.368	31.538	14.722	27.848	22.260	259.8	2	1'36.705	31.834	14.878	27.722	22.271	257.1
7	1'44.565 P	31.708	14.835	27.881	30.141	256.6	3	1'36.007	31.531	14.690	27.671	22.115	257.1
8	10'53.052 *	33.423	14.894	27.917*	26.443	258.2	4	1'36.217	31.610	14.709	27.692	22.206	256.6
9	1'35.341	31.240	14.646	27.469	21.986	258.7	5	1'36.040	31.591	14.692	27.660	22.097	256.0
10	1'35.641	31.276	14.626	27.564	22.175	258.7	6	1'35.722 *	31.451	14.706	27.554	22.011*	256.0
11	1'41.931 *	31.36*	14.882*	32.103*	23.584	258.7	7	1'44.625 *	36.058	15.717	29.813	23.037*	245.2
12	1'38.439 *	31.380	15.154*	29.481*	22.424	260.4	8	1'35.965	31.550	14.670	27.671	22.074	256.0
13	1'36.278	31.380	14.720	27.822	22.356	257.1	9	1'35.626	31.339	14.605	27.682	22.000	256.0
2nd 18 Manuel GONZALEZ QJMOTOR Gresini Mo SPA Runs=2 Total laps=15 Full laps=12 Valid laps=8							10	1'47.033 P	32.571	15.367	29.005	30.090	255.5
1	2'05.952	30.630	15.001	28.135	22.583	255.0	11	6'00.106	31.990	14.895	27.870	22.420	255.0
2	1'36.209	31.650	14.658	27.599	22.302	257.6	12	1'35.949	31.300	14.574	27.663	22.412	258.2
3	1'36.283	31.671	14.672	27.637	22.303	257.1	13	1'36.454 *	31.293	14.635	28.029	22.497*	257.6
4	1'36.120	31.650	14.585	27.703	22.182	258.2	14	1'36.253 *	31.45*	14.607	27.760	22.433*	257.1
5	1'36.238 *	31.569	14.543	27.711	22.415*	258.7	15	1'35.365 *	31.317	14.677*	27.492*	21.879	256.0
6	1'58.880	40.024	17.263	37.263	24.330	246.7	16	1'35.486	31.333	14.616	27.560	21.977	257.1
7	1'39.203	31.501	14.535	30.836	22.331	259.8	5th 3 Sergio GARCIA MT Helmets - MSI SPA Runs=2 Total laps=15 Full laps=12 Valid laps=9						
8	1'35.724	31.337	14.510	27.775	22.102	260.4	1	2'25.546	34.564	15.356	29.659	23.017	255.0
9	1'45.508 P	31.452	15.014	29.405	29.637	258.2	2	1'36.327	31.564	14.694	27.763	22.306	260.4
10	7'51.006 *	29.490	14.870	27.870	22.257*	257.1	3	1'42.955	35.846	16.043	27.893	23.173	231.8
11	1'35.455	31.372	14.606	27.505	21.972	257.6	4	1'35.730	31.370	14.634	27.738	21.988	260.9
12	1'43.991 *	37.182	15.210	29.133	22.466*	251.8	5	1'35.887	31.479	14.782	27.689	21.937	259.8
13	1'39.032 *	31.444	15.552*	29.018*	23.018	256.0	6	1'35.877	31.552	14.622	27.742	21.961	259.8
14	1'36.765 *	31.519	14.750*	28.249*	22.247	257.1	7	1'35.722	31.373	14.563	27.766	22.020	260.4
15	1'35.963	31.495	14.600	27.745	22.123	257.6	8	1'35.538	31.396	14.563	27.673	21.906	262.6
3rd 44 Aron CANET Fantic Racing SPA Runs=2 Total laps=14 Full laps=11 Valid laps=8							9	1'52.947 P	31.473	15.307	34.393	31.774	258.2
1	2'26.367	30.832	15.156	28.576	22.380	255.5	10	7'06.512	29.861	14.778	27.617	29.436	257.6
2	1'36.884	31.827	14.831	28.024	22.202	258.2	11	1'35.521	31.335	14.587	27.567	22.032	259.3
3	1'36.368	31.695	14.712	27.789	22.172	257.1	12	1'35.588	31.341	14.581	27.677	21.989	259.3
4	1'36.178	31.550	14.715	27.808	22.105	257.1	13	1'42.239 *	31.42*	14.981*	32.246*	23.587	258.7
5	1'36.166	31.502	14.620	27.877	22.167	257.6	14	1'43.068 *	31.389	15.202*	34.414*	22.063	262.0
6	1'36.105 *	31.480	14.593	27.931*	22.101	258.2	15	1'35.757 *	31.601	14.575	27.641	21.940*	260.9
7	1'38.354	31.670	15.430	28.920	22.334	248.7	6th 79 Ai OGURA MT Helmets - MSI JPN Runs=2 Total laps=16 Full laps=13 Valid laps=11						
8	1'36.219	31.519	14.656	27.873	22.171	258.7	1	2'24.643	35.672	15.522	29.042	22.975	256.0
9	1'53.081 P	31.617	20.534	29.020	31.910	151.8	2	1'37.105	32.062	14.736	27.927	22.380	259.8
10	8'47.671	33.803	14.836	27.866	22.498	257.1							

Fastest Lap: Somkiat CHANTRA IDEMITSU Honda Tea THA 1'35.341 31.240 14.646 27.469 21.986

These data/results cannot be reproduced, stored and/or transmitted in whole or in part by any manner of electronic, mechanical, photocopying, recording, broadcasting or otherwise now known or herein after developed without the previous express consent by the copyright owner, except for reproduction in daily press and regular printed publications on sale to the public within 60 days of the event related to those data/results and always provided that copyright symbol appears together as follows below.
© DORNA, 2024



Practice Nr. 2

Moto2

Lap	Lap Time	T1	T2	T3	T4	Speed	Lap	Lap Time	T1	T2	T3	T4	Speed
3	1'36.576	31.838	14.685	27.886	22.167	259.8	6	1'36.730 *	31.839	14.691	27.960	22.240*	261.5
4	1'36.211	31.697	14.652	27.732	22.130	259.8	7	1'36.881	31.781	14.743	28.043	22.314	259.8
5	1'36.182	31.642	14.609	27.825	22.106	259.8	8	1'54.313 P	38.017	15.523	29.934	30.839	252.8
6	1'36.145	31.556	14.632	27.811	22.146	259.8	9	8'01.419	31.354	15.032	28.091	22.350	259.3
7	1'36.310	31.524	14.815	27.890	22.081	260.9	10	1'36.673	31.781	14.749	27.803	22.340	262.0
8	1'36.464	31.785	14.674	27.888	22.117	260.4	11	1'35.892	31.366	14.596	27.784	22.146	262.0
9	1'55.347 P	38.265	15.450	29.148	32.484	260.9	12	1'35.830	31.428	14.727	27.610	22.065	258.7
10	6'06.401	32.954	14.957	28.530	22.419	257.1	13	1'38.752 *	31.949	15.726*	28.814*	22.263	255.5
11	1'36.844	32.273	14.730	27.794	22.047	260.4	14	1'36.591 *	31.530	14.857*	28.054*	22.150	260.9
12	1'35.635	31.406	14.577	27.742	21.910	260.4	15	1'35.697	31.477	14.617	27.671	21.932	262.0
13	1'35.570	31.398	14.533	27.599	22.040	259.8							
14	1'39.334 *	31.449	16.015*	29.505*	22.365	259.3							
15	1'36.900 *	31.740	15.100*	27.946*	22.114	258.2							
16	1'35.821	31.476	14.641	27.770	21.934	260.4							

7th 14 Tony ARBOLINO Elf Marc VDS Racing ITA
Runs=2 Total laps=13 Full laps=10 Valid laps=7

1	1'48.563	29.642	14.994	28.461	22.562	259.3
2	1'51.053 *	37.539	15.583	29.769	28.162*	242.3
3	1'36.636	31.667	14.727	27.788	22.454	258.7
4	1'36.390	31.507	14.664	27.664	22.555	261.5
5	1'37.666	31.583	14.677	28.357	23.049	262.0
6	1'36.014	31.455	14.675	27.724	22.160	260.9
7	1'54.279 P	31.652	14.844	36.166	31.617	259.3
8	10'25.992	41.831	15.416	29.597	26.794	252.3
9	1'37.884	31.712	14.759	28.118	23.295	259.3
10	1'35.642	31.270	14.717	27.695	21.960	261.5
11	1'55.105 *	38.78*	17.296*	32.768*	26.260	231.8
12	1'40.230 *	32.242	15.157*	28.838*	23.993	257.1
13	1'36.093	31.545	14.642	27.796	22.110	260.9

8th 21 Alonso LOPEZ Folladore SpeedUp SPA
Runs=2 Total laps=15 Full laps=12 Valid laps=10

1	1'42.407	30.793	15.124	28.588	22.879	257.6
2	1'36.715	31.906	14.681	27.859	22.269	258.2
3	1'36.213	31.596	14.695	27.767	22.155	259.3
4	1'38.064	32.876	14.942	28.041	22.205	258.2
5	1'36.157	31.619	14.630	27.732	22.176	258.7
6	1'36.437	31.622	14.743	27.863	22.209	257.1
7	1'36.248	31.599	14.612	27.858	22.179	257.6
8	1'36.372	31.493	14.690	27.924	22.265	258.2
9	1'36.183	31.558	14.579	27.888	22.158	258.2
10	1'51.115 P	37.265	15.088	28.328	30.434	255.0
11	7'21.166	31.390	15.023	27.977	22.505	257.6
12	1'35.655	31.492	14.542	27.596	22.025	259.3
13	1'38.292 *	33.25*	14.737	28.123	22.178	257.6
14	1'37.353 *	31.303	15.171*	28.538*	22.341	259.3
15	1'35.750	31.445	14.557	27.647	22.101	258.7

9th 13 Celestino VIETTI Red Bull KTM Ajo ITA
Runs=2 Total laps=15 Full laps=12 Valid laps=8

1	1'47.274	31.354	15.371	28.711	22.779	258.7
2	1'41.194 *	35.611	14.872	28.121	22.590*	262.0
3	1'37.902	32.063	14.701	28.348	22.790	261.5
4	1'49.593	33.925	14.980	37.737	22.951	259.8
5	1'37.020	31.823	14.812	28.011	22.374	259.8

10th 24 Marcos RAMIREZ OnlyFans American R SPA
Runs=2 Total laps=16 Full laps=13 Valid laps=8

1	1'42.563	32.935	15.283	28.976	23.208	255.5
2	1'39.158	32.302	15.223	29.141	22.492	260.4
3	1'36.642	31.877	14.760	27.833	22.172	260.4
4	1'36.255	31.588	14.680	27.804	22.183	260.9
5	1'35.999	31.598	14.627	27.723	22.051	260.9
6	1'41.612	31.655	15.050	32.299	22.608	259.3
7	1'36.436 *	31.698	14.864	27.960	21.914*	259.8
8	1'36.811 *	31.69*	14.773	27.988	22.359	258.7
9	1'53.289 P	35.727	15.725	29.306	32.531	245.7
10	6'02.276 *	31.153	15.171	29.204	22.612*	252.8
11	1'36.136 *	31.55*	14.747	27.650	22.186	257.6
12	1'35.733	31.509	14.647	27.608	21.969	259.3
13	1'42.415	37.864	14.691	27.726	22.134	260.4
14	1'42.048 *	31.49*	14.906*	32.124*	23.522	259.3
15	1'40.747 *	31.446	14.712*	30.467*	24.122	259.8
16	1'36.499	31.704	14.771	27.833	22.191	259.8

11th 52 Jeremy ALCOBA Yamaha VR46 Master SPA
Runs=2 Total laps=14 Full laps=11 Valid laps=9

1	2'08.187	29.710	15.081	28.132	22.600	257.1
2	1'36.877	31.679	14.825	27.785	22.588	259.3
3	1'36.604	31.541	14.786	27.839	22.438	258.7
4	1'36.563	31.674	14.697	27.794	22.398	259.3
5	1'36.827	31.624	14.937	27.924	22.342	259.3
6	1'36.659	31.605	14.692	28.006	22.356	259.3
7	1'36.434	31.591	14.826	27.865	22.152	260.9
8	1'51.514 P	34.998	16.278	29.251	30.987	230.5
9	9'42.059	29.520	14.833	28.048	22.361	260.9
10	1'35.853	31.409	14.620	27.616	22.208	263.2
11	1'35.963	31.425	14.605	27.688	22.245	260.9
12	1'38.315 *	31.910	15.844*	28.336*	22.225	234.4
13	1'36.306 *	31.399	14.817*	27.845*	22.245*	259.3
14	1'36.362	31.460	14.669	27.802	22.431	259.8

12th 15 Darryn BINDER Liqui Moly Husqvarna RSA
Runs=2 Total laps=10 Full laps=7 Valid laps=7

1	1'42.657	32.350	15.333	28.803	23.229	256.0
2	1'36.713	31.828	14.703	27.747	22.435	263.2
3	1'36.098	31.608	14.653	27.705	22.132	262.6
4	1'39.823	31.850	14.778	30.819	22.376	259.3
5	1'36.341	31.549	14.620	27.918	22.254	261.5
6	1'44.235	32.105	14.779	34.765	22.586	259.8
7	1'36.686	31.839	14.650	28.020	22.177	261.5

Fastest Lap: Somkiat CHANTRA IDEMITSU Honda Tea THA **1'35.341** 31.240 14.646 27.469 21.986

These data/results cannot be reproduced, stored and/or transmitted in whole or in part by any manner of electronic, mechanical, photocopying, recording, broadcasting or otherwise now known or herein after developed without the previous express consent by the copyright owner, except for reproduction in daily press and regular printed publications on sale to the public within 60 days of the event related to those data/results and always provided that copyright symbol appears together as follows below.
© DORNA, 2024

Practice Nr. 2

Moto2

Lap	Lap Time		T1	T2	T3	T4	Speed	Lap	Lap Time		T1	T2	T3	T4	Speed
8	1'46.366	P	31.997	14.834	28.368	31.167	258.2	2	1'38.588	*	32.231	15.030	28.716	22.611*	264.9
9	10'02.638		47.098	15.499	28.145	22.300	256.0	3	1'37.512		32.163	14.888	28.071	22.390	258.7
10	1'35.917		31.419	14.650	27.611	22.237	260.9	4	1'36.673		31.767	14.751	27.923	22.232	261.5
13th 10 Diogo MOREIRA Italtrans Racing Team BRA Runs=2 Total laps=12 Full laps=9 Valid laps=3								5	1'36.937		31.691	14.900	27.948	22.398	260.9
1	1'42.781		30.349	15.107	28.733	22.978	260.4	6	1'38.418	*	31.717	14.914	29.466	22.321*	263.2
2	1'37.628	*	32.190	15.084	28.239	22.115*	263.2	7	1'45.618	P	32.12*	14.769	29.102	29.623	260.9
3	1'36.968	*	31.85*	14.753	27.994	22.368	260.4	8	12'24.236		29.629	14.992	27.994	22.632	255.5
4	1'36.625		31.731	14.682	27.939	22.273	260.4	9	1'36.821	*	31.689	14.695	27.902	22.535*	261.5
5	1'36.348	*	31.661	14.669	27.773	22.245*	259.8	10	1'36.379	*	31.64*	14.624	27.654	22.454	261.5
6	1'40.378	*	31.670	14.871	31.405	22.432*	257.6	11	1'35.919	*	31.518	14.650*	27.669*	22.082	260.4
7	1'51.624	P	34.24*	15.286	30.415	31.674	252.3	12	1'36.098		31.459	14.669	27.763	22.207	261.5
8	12'19.064		29.196	15.065	28.148	22.883	256.0	17th 64 Bo BENDSNEYDER Preicanos Racing Tea NED Runs=2 Total laps=13 Full laps=10 Valid laps=7							
9	1'36.452		31.686	14.622	27.684	22.460	260.9	1	2'43.009		32.231	15.570	28.251	22.609	249.7
10	1'36.484	*	31.75*	14.629	27.625	22.476*	260.9	2	1'36.990		31.811	15.010	27.819	22.350	255.0
11	1'36.070	*	31.480	14.589*	27.778*	22.223	261.5	3	1'36.783		31.633	14.946	27.833	22.371	255.5
12	1'35.944		31.491	14.659	27.775	22.019	262.0	4	1'36.793		31.657	14.907	27.791	22.438	255.5
14th 96 Jake DIXON CFMOTO Inde Aspar GBR Runs=2 Total laps=14 Full laps=11 Valid laps=9								5	1'36.674		31.631	14.931	27.783	22.329	255.0
1	2'27.632		31.170	15.048	28.637	22.701	258.2	6	1'39.690		33.881	15.396	27.923	22.490	249.2
2	1'36.893		31.579	14.656	27.984	22.674	260.4	7	1'36.544		31.651	14.867	27.767	22.259	255.5
3	1'36.087		31.547	14.694	27.641	22.205	259.8	8	1'49.094	P	33.331	15.693	29.159	30.911	249.7
4	1'36.184		31.691	14.674	27.648	22.171	259.3	9	9'24.895		30.142	15.186	28.376	23.152	255.5
5	1'35.960		31.520	14.681	27.608	22.151	259.8	10	1'36.122		31.451	14.807	27.517	22.347	258.2
6	1'36.284		31.511	14.662	27.763	22.348	259.8	11	1'40.114	*	32.15*	16.714	29.016	22.234	206.0
7	1'38.146		31.498	14.670	29.363	22.615	259.8	12	1'43.569	*	31.538	15.275*	33.005*	23.751	254.4
8	1'36.333		31.425	14.645	27.995	22.268	260.4	13	1'37.440	*	31.651	14.970	27.861	22.958*	258.2
9	1'45.105	P	31.816	15.112	28.557	29.620	261.5	18th 28 Izan GUEVARA CFMOTO Inde Aspar SPA Runs=2 Total laps=15 Full laps=12 Valid laps=10							
10	8'31.556		30.139	14.903	28.158	22.540	258.2	1	2'16.784		32.578	15.190	28.454	23.002	256.0
11	1'36.501		31.550	14.627	27.816	22.508	259.3	2	1'37.674		32.139	14.892	27.975	22.668	259.3
12	1'36.277	*	31.47*	14.699	27.730	22.374	258.7	3	1'37.180		31.894	14.843	27.950	22.493	257.6
13	1'46.072	*	33.221	18.194*	28.581*	26.076	180.5	4	1'37.280		31.876	14.863	27.959	22.582	258.2
14	1'36.079		31.372	14.644	27.804	22.259	260.9	5	1'37.444		31.897	14.864	28.205	22.478	258.2
15th 75 Albert ARENAS QJMOTOR Gresini Mo SPA Runs=2 Total laps=14 Full laps=11 Valid laps=8								6	1'37.787		32.000	14.911	28.277	22.599	258.7
1	1'47.768		31.421	15.250	28.666	22.943	254.4	7	1'40.291		31.817	14.821	30.522	23.131	258.7
2	1'37.831		32.111	14.965	28.080	22.675	257.6	8	1'41.073		31.949	14.886	31.485	22.753	259.3
3	1'37.355		31.944	14.905	28.073	22.433	257.6	9	1'37.403		31.820	14.852	28.017	22.714	259.8
4	1'37.127		31.681	14.904	28.034	22.508	257.6	10	1'46.023	P	32.253	15.017	28.456	30.297	256.6
5	1'37.322		31.771	14.922	28.162	22.467	257.1	11	6'53.615		30.487	15.898	28.074	22.644	223.7
6	1'37.386		31.774	14.991	28.110	22.511	256.6	12	1'36.133		31.655	14.608	27.737	22.133	263.2
7	1'36.963		31.793	14.875	27.888	22.407	258.2	13	1'36.754	*	31.66*	14.776	27.898	22.413	262.6
8	1'56.266	P	38.099	16.766	30.145	31.256	226.6	14	1'44.324	*	31.521	16.171*	29.888*	26.744	262.0
9	8'57.813		41.895	14.972	27.991	22.441	257.6	15	1'36.173		31.518	14.663	27.783	22.209	262.0
10	1'37.209		31.744	15.302	27.827	22.336	259.8	19th 84 Zonta VD GOORBE RW-Idrofaglia Racing NED Runs=2 Total laps=14 Full laps=11 Valid laps=4							
11	1'36.010		31.480	14.502	27.799	22.229	263.2	1	1'41.297		31.007	15.394	28.710	23.237	253.4
12	1'37.096	*	31.75*	14.814	27.984	22.547	262.0	2	1'37.012		31.900	14.963	27.778	22.371	258.7
13	1'44.401	*	31.407	14.797*	29.663*	28.534*	260.9	3	1'36.161		31.510	14.810	27.578	22.263	257.1
14	1'36.114	*	31.53*	14.657	27.787	22.140	260.9	4	1'40.241		31.605	14.975	31.269	22.392	257.1
16th 71 Dennis FOGGIA Italtrans Racing Team ITA Runs=2 Total laps=12 Full laps=9 Valid laps=4								5	1'36.811	*	31.757	14.844	27.916	22.294*	258.2
1	1'42.941		29.888	15.087	28.525	22.837	264.3	6	1'36.874	*	31.64*	14.779	27.874	22.573	257.1
								7	1'36.759		31.550	14.832	27.870	22.507	255.5
								8	1'49.653	P	35.814	15.118	28.263	30.458	251.8

Fastest Lap: Somkiat CHANTRA IDEMITSU Honda Tea THA **1'35.341** 31.240 14.646 27.469 21.986

These data/results cannot be reproduced, stored and/or transmitted in whole or in part by any manner of electronic, mechanical, photocopying, recording, broadcasting or otherwise now known or herein after developed without the previous express consent by the copyright owner, except for reproduction in daily press and regular printed publications on sale to the public within 60 days of the event related to those data/results and always provided that copyright symbol appears together as follows below.
© DORNA, 2024

Practice Nr. 2

Moto2

Lap	Lap Time	T1	T2	T3	T4	Speed	Lap	Lap Time	T1	T2	T3	T4	Speed
9	9'10.712	31.875	14.919	27.850	22.471	255.0	14	1'40.341	33.498	15.336	28.580	22.927	255.5
10	1'36.397 *	31.402	14.925	27.722	22.348*	258.7	23rd 5 Jaume MASIA Preicanos Racing Tea SPA Runs=2 Total laps=12 Full laps=9 Valid laps=5						
11	1'36.148 *	31.35*	14.689	27.713	22.394	260.9	1	2'26.179	31.755	15.260	30.108	23.049	258.7
12	1'37.101 *	31.89*	14.860	28.038	22.307	257.6	2	1'38.400	32.306	14.871	28.418	22.805	260.4
13	1'42.587 *	31.449	14.914*	30.366*	25.858	257.1	3	1'38.752 *	32.038	15.106	28.359*	23.249	256.6
14	1'40.369 *	31.555	14.859	31.244	22.711*	254.4	4	1'38.239	31.975	15.046	28.245	22.973	257.6
20th 7 Barry BALTUS RW-Idrofoglia Racing BEL Runs=2 Total laps=14 Full laps=11 Valid laps=8							5	1'37.983	31.907	15.011	28.334	22.731	258.2
1	1'47.974	31.297	15.151	28.612	23.013	256.6	6	1'37.956	31.844	15.082	28.426	22.604	256.0
2	1'37.791	32.249	14.886	27.994	22.662	259.3	7	1'50.852 P	34.973	15.749	29.162	30.968	251.8
3	1'37.344	32.021	14.795	27.997	22.531	258.2	8	11'12.305	40.222	15.068	28.350	23.024	259.3
4	1'37.493	31.947	14.828	28.250	22.468	257.1	9	1'37.133	31.599	14.772	28.042	22.720	260.9
5	1'36.885	31.732	14.805	27.957	22.391	256.6	10	1'39.895 *	31.85*	15.377	30.099	22.562	243.8
6	1'37.894	31.872	14.979	28.243	22.800	258.2	11	1'41.227 *	31.672	14.953*	32.062*	22.540	259.3
7	1'36.577	31.710	14.740	27.933	22.194	257.1	12	1'37.244 *	31.595	14.844	28.149	22.656*	259.3
8	1'45.107 P	32.957	14.898	28.167	29.085	256.0	24th 34 Mario AJI IDEMITSU Honda Tea INA Runs=2 Total laps=15 Full laps=12 Valid laps=9						
9	9'09.776	39.088	15.897	32.388	26.939	241.8	1	1'48.161	30.711	15.106	28.545	23.104	260.4
10	1'36.540 *	31.752	14.713	27.745*	22.330	257.6	2	1'37.876	32.219	14.936	27.967	22.754	262.6
11	1'36.303	31.524	14.660	27.751	22.368	258.7	3	1'37.365	32.073	14.833	27.808	22.651	260.4
12	1'36.797 *	31.57*	14.726	27.927	22.567	258.2	4	1'37.651 *	32.051	15.065	28.053	22.482*	255.0
13	1'42.788 *	31.538	14.774*	29.240*	27.236	257.6	5	1'37.369	31.876	14.868	27.928	22.697	259.3
14	1'36.347	31.577	14.653	27.863	22.254	257.6	6	1'45.862	34.851	16.045	31.953	23.013	244.3
21st 81 Senna AGIUS Liqui Moly Husqvarna AUS Runs=2 Total laps=14 Full laps=11 Valid laps=8							7	1'41.478	34.463	14.992	29.279	22.744	255.0
1	2'00.775	30.717	15.432	28.698	23.273	255.5	8	1'37.821	32.204	14.895	28.061	22.661	256.6
2	1'37.608	31.920	14.934	27.879	22.875	258.7	9	1'48.475 P	33.050	15.185	28.649	31.591	253.9
3	1'36.572	31.594	14.830	27.814	22.334	258.7	10	7'32.014	31.753	14.751	28.022	26.148	257.6
4	1'36.846	31.707	14.780	27.864	22.495	258.2	11	1'39.827	32.280	15.156	29.161	23.230	249.7
5	1'37.072	31.583	14.824	28.083	22.582	258.2	12	1'37.145	31.910	14.816	27.916	22.503	257.1
6	1'37.422	31.862	14.902	28.034	22.624	255.5	13	1'41.612 *	34.29*	15.692*	28.645*	22.985	251.3
7	1'37.116	31.902	14.831	28.021	22.362	259.8	14	1'37.996 *	32.099	15.018*	28.287*	22.592	254.4
8	1'47.433 P	32.602	15.462	28.985	30.384	254.4	15	1'38.332	32.223	15.111	28.226	22.772	256.6
9	9'49.056 *	42.433	15.111	31.817	22.186*	253.4	25th 32 Marcel SCHROTTE Red Bull KTM Ajo GER Runs=2 Total laps=13 Full laps=10 Valid laps=8						
10	1'36.216 *	31.54*	14.862	27.715	22.094	259.3	1	1'53.908	31.754	15.465	29.131	23.299	256.6
11	1'37.342	31.915	14.957	28.103	22.367	257.1	2	1'39.014	32.425	15.142	28.431	23.016	255.5
12	1'39.780 *	31.599	15.215*	30.223*	22.743	256.6	3	1'38.146	32.145	14.941	28.273	22.787	258.7
13	1'37.099 *	31.634	15.154*	27.956*	22.355	257.6	4	1'37.673	31.992	14.931	28.154	22.596	259.8
14	1'36.456	31.531	14.848	27.752	22.325	258.2	5	1'48.223	37.205	19.558	28.605	22.855	183.2
22nd 22 Ayumu SASAKI Yamaha VR46 Master JPN Runs=2 Total laps=14 Full laps=11 Valid laps=9							6	1'37.786	32.072	14.910	28.111	22.693	258.2
1	1'49.664	30.230	15.097	28.724	22.890	257.6	7	1'37.488	31.901	14.961	28.118	22.508	257.6
2	1'38.912	32.509	14.969	28.455	22.979	259.3	8	1'53.783 P	35.417	17.195	29.031	32.140	209.5
3	1'38.453	32.250	14.895	28.480	22.828	262.0	9	10'01.511 *	34.181	15.179	28.052	22.635*	258.2
4	1'45.637	33.477	14.922	33.289	23.949	259.3	10	1'37.170	31.776	14.775	27.895	22.724	260.9
5	1'38.057	32.026	14.886	28.320	22.825	259.3	11	1'38.567 *	32.87*	14.927	28.119	22.647*	257.6
6	1'38.170	32.068	14.967	28.409	22.726	258.2	12	1'40.575 *	31.934	15.103*	29.112*	24.426	258.2
7	1'46.735	40.373	15.009	28.553	22.800	256.6	13	1'37.576	32.004	14.875	28.090	22.607	257.1
8	1'51.031 P	33.119	15.415	29.281	33.216	252.8	26th 17 Daniel MUÑOZ Preicanos Racing Tea SPA Runs=2 Total laps=13 Full laps=10 Valid laps=2						
9	9'32.550	38.547	15.640	29.235	28.196	252.3	1	3'15.135 *	31.083	15.413	28.431	23.281*	249.2
10	1'36.515	31.591	14.762	27.849	22.313	259.8	2	1'38.734	32.352	15.084	28.318	22.980	250.3
11	1'38.172	33.199	14.921	27.747	22.305	253.4	3	1'37.256 *	31.975	14.932	27.793	22.556*	250.8
12	1'38.246 *	31.781	15.533*	28.785*	22.147	257.1							
13	1'36.985 *	31.645	14.889*	27.997*	22.454	260.4							

Fastest Lap: Somkiat CHANTRA IDEMITSU Honda Tea THA 1'35.341 31.240 14.646 27.469 21.986

These data/results cannot be reproduced, stored and/or transmitted in whole or in part by any manner of electronic, mechanical, photocopying, recording, broadcasting or otherwise now known or herein after developed without the previous express consent by the copyright owner, except for reproduction in daily press and regular printed publications on sale to the public within 60 days of the event related to those data/results and always provided that copyright symbol appears together as follows below.
© DORNA, 2024

Practice Nr. 2

Moto2

Lap	Lap Time	T1	T2	T3	T4	Speed	Lap	Lap Time	T1	T2	T3	T4	Speed
4	1'37.538 *	31.737	14.896	27.806	23.099*	250.8							
5	1'41.145 *	35.450	14.944	28.140*	22.611	253.9							
6	1'37.251 *	31.823	14.902	27.867*	22.659*	252.3							
7	1'37.622 *	32.286	14.801	27.903*	22.632	253.4							
8	1'46.972 P	33.360	15.243	28.431	29.938	249.2							
9	8'47.956	30.015	15.480	28.400	23.073	251.3							
10	1'37.447	31.871	14.854	27.759	22.963	251.3							
11	1'40.289 *	32.27*	15.471	30.094	22.445*	244.8							
12	1'42.391 *	31.824	14.988*	30.898*	24.681	252.3							
13	1'37.982 *	31.962	14.870	28.046	23.104*	252.8							

27th 43 **Xavier ARTIGAS** KLINT Forward Factor SPA
 Runs=2 Total laps=13 Full laps=10 Valid laps=8

1	1'46.642	31.053	15.693	30.280	24.018	260.9							
2	1'40.579	33.423	15.393	28.670	23.093	259.8							
3	1'39.667	32.852	15.193	28.765	22.857	260.9							
4	1'38.803	32.461	15.098	28.402	22.842	258.7							
5	1'52.175	41.918	18.269	28.979	23.009	233.5							
6	1'38.535	32.187	15.146	28.309	22.893	258.2							
7	1'38.846	32.292	15.134	28.528	22.892	256.6							
8	1'52.371 P	33.893	15.476	29.113	33.889	256.0							
9	9'53.309	34.122	15.687	31.430	27.047	250.3							
10	1'37.697	31.954	14.992	28.194	22.557	260.4							
11	1'39.428 *	32.31*	15.207	29.182	22.727	256.0							
12	1'42.430 *	31.929	15.087*	31.735*	23.679	258.7							
13	1'37.869	32.073	14.990	28.253	22.553	258.7							

28th 20 **Xavi CARDELUS** Fantic Racing AND
 Runs=2 Total laps=10 Full laps=7 Valid laps=6

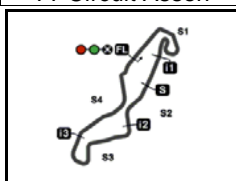
1	1'48.692	29.884	15.096	28.442	23.003	257.1							
2	1'38.592	32.428	14.888	28.230	23.046	258.7							
3	1'38.926	32.534	14.945	28.736	22.711	257.6							
4	1'37.709	31.960	14.842	28.165	22.742	257.1							
5	1'47.303 *	32.244	14.948	33.698	26.413*	256.6							
6	1'38.447	32.350	15.038	28.357	22.702	257.1							
7	1'37.904	32.249	14.827	28.144	22.684	257.6							
8	1'52.743 P	37.463	15.678	29.347	30.255	252.8							
9	10'21.788 *	30.350	15.128	28.448	29.739*	256.0							
10	1'37.735	32.013	14.910	28.173	22.639	260.4							
unfinished		31.819				260.4							

29th 11 **Alex ESCRIG** KLINT Forward Factor SPA
 Runs=3 Total laps=12 Full laps=8 Valid laps=4

1	1'54.478 P	32.849	15.769	29.823	32.554	255.5							
2	3'14.692	34.164	15.640	30.896	24.213	257.6							
3	1'40.878	33.649	15.655	28.677	22.897	245.2							
4	1'39.872 *	32.528	15.264	28.937	23.143*	254.4							
5	1'40.732 *	33.91*	15.219	28.762	22.839	256.0							
6	1'38.894	32.296	15.301	28.503	22.794	254.4							
7	1'58.442 P	38.170	17.456	28.906	33.910	198.7							
8	9'37.550	32.963	15.484	28.789	23.063	252.8							
9	1'38.408	32.312	15.135	28.410	22.551	255.0							
10	1'38.997 *	32.75*	15.231	28.402	22.609	253.9							
11	1'39.127 *	32.233	15.335*	28.914*	22.645*	254.4							
12	1'38.411	32.258	15.135	28.442	22.576	255.5							

Fastest Lap: Somkiat CHANTRA IDEMITSU Honda Tea THA **1'35.341** 31.240 14.646 27.469 21.986

These data/results cannot be reproduced, stored and/or transmitted in whole or in part by any manner of electronic, mechanical, photocopying, recording, broadcasting or otherwise now known or herein after developed without the previous express consent by the copyright owner, except for reproduction in daily press and regular printed publications on sale to the public within 60 days of the event related to those data/results and always provided that copyright symbol appears together as follows below.
 © DORNA, 2024



4542 m.

MOTUL TT ASSEN

Practice Nr. 2

Best Partial Times


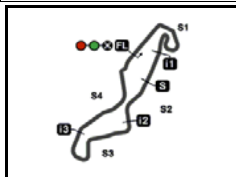
Moto2™

IT Ideal Lap Time, sum of the best partial times*BT* Best Lap Time

<i>T1</i>		<i>T2</i>		<i>T3</i>		<i>T4</i>				<i>IT</i>	<i>BT</i>	
<i>Pos</i>	<i>Rider</i>	<i>Time</i>	<i>Rider</i>	<i>Time</i>	<i>Rider</i>	<i>Time</i>	<i>Rider</i>	<i>Time</i>	<i>Pos</i>	<i>Rider</i>	<i>IT</i>	<i>BT</i>
1	S.CHANTRA	31.240	A.ARENAS	14.502	S.CHANTRA	27.469	A.CANET	21.849	1	F.ALDEGUER	1'35.300	1'35.486 (4)
2	T.ARBOLINO	31.270	M.GONZALEZ	14.510	M.GONZALEZ	27.505	F.ALDEGUER	21.879	2	S.CHANTRA	1'35.321	1'35.341 (1)
3	F.ALDEGUER	31.293	A.OGURA	14.533	B.BENDSNEYDE	27.517	S.GARCIA	21.906	3	M.GONZALEZ	1'35.324	1'35.455 (2)
4	A.LOPEZ	31.303	A.LOPEZ	14.542	F.ALDEGUER	27.554	A.OGURA	21.910	4	S.GARCIA	1'35.371	1'35.521 (5)
5	S.GARCIA	31.335	S.GARCIA	14.563	S.GARCIA	27.567	C.VIETTI	21.932	5	A.CANET	1'35.432	1'35.483 (3)
6	M.GONZALEZ	31.337	F.ALDEGUER	14.574	A.CANET	27.578	T.ARBOLINO	21.960	6	A.OGURA	1'35.440	1'35.570 (6)
7	C.VIETTI	31.366	A.CANET	14.584	Z.VD GOORBER	27.578	M.RAMIREZ	21.969	7	A.LOPEZ	1'35.466	1'35.655 (8)
8	J.DIXON	31.372	C.VIETTI	14.596	A.LOPEZ	27.596	M.GONZALEZ	21.972	8	C.VIETTI	1'35.504	1'35.697 (9)
9	A.OGURA	31.398	J.ALCOBA	14.605	A.OGURA	27.599	S.CHANTRA	21.986	9	T.ARBOLINO	1'35.536	1'35.642 (7)
10	J.ALCOBA	31.399	I.GUEVARA	14.608	M.RAMIREZ	27.608	D.MOREIRA	22.019	10	M.RAMIREZ	1'35.650	1'35.733 (10)
11	Z.VD GOORBER	31.402	D.BINDER	14.620	J.DIXON	27.608	A.LOPEZ	22.025	11	D.MOREIRA	1'35.746	1'35.944 (13)
12	A.ARENAS	31.407	D.MOREIRA	14.622	C.VIETTI	27.610	D.FOGGIA	22.082	12	J.DIXON	1'35.758	1'35.960 (14)
13	D.BINDER	31.419	D.FOGGIA	14.624	D.BINDER	27.611	S.AGIUS	22.094	13	J.ALCOBA	1'35.772	1'35.853 (11)
14	A.CANET	31.421	S.CHANTRA	14.626	J.ALCOBA	27.616	D.BINDER	22.132	14	D.BINDER	1'35.782	1'35.917 (12)
15	M.RAMIREZ	31.446	M.RAMIREZ	14.627	D.MOREIRA	27.625	I.GUEVARA	22.133	15	D.FOGGIA	1'35.819	1'36.098 (16)
16	B.BENDSNEYDE	31.451	J.DIXON	14.627	D.FOGGIA	27.654	A.ARENAS	22.140	16	A.ARENAS	1'35.836	1'36.010 (15)
17	D.FOGGIA	31.459	T.ARBOLINO	14.642	T.ARBOLINO	27.664	A.SASAKI	22.147	17	Z.VD GOORBE	1'35.932	1'36.161 (19)
18	D.MOREIRA	31.480	B.BALTUS	14.653	S.AGIUS	27.715	J.DIXON	22.151	18	I.GUEVARA	1'35.996	1'36.133 (18)
19	I.GUEVARA	31.518	Z.VD GOORBER	14.689	I.GUEVARA	27.737	J.ALCOBA	22.152	19	B.BENDSNEYD	1'36.009	1'36.122 (17)
20	B.BALTUS	31.524	M.AJI	14.751	A.SASAKI	27.747	B.BALTUS	22.194	20	S.AGIUS	1'36.120	1'36.456 (21)
21	S.AGIUS	31.531	A.SASAKI	14.762	B.BALTUS	27.751	B.BENDSNEYDE	22.234	21	B.BALTUS	1'36.122	1'36.303 (20)
22	A.SASAKI	31.591	J.MASIA	14.772	D.MUÑOZ	27.759	Z.VD GOORBER	22.263	22	A.SASAKI	1'36.247	1'36.515 (22)
23	J.MASIA	31.595	M.SCHROTTER	14.775	A.ARENAS	27.787	M.AJI	22.503	23	D.MUÑOZ	1'36.908	1'37.447 (26)
24	D.MUÑOZ	31.737	S.AGIUS	14.780	M.AJI	27.808	M.SCHROTTER	22.508	24	M.AJI	1'36.938	1'37.145 (24)

These data/results cannot be reproduced, stored and/or transmitted in whole or in part by any manner of electronic, mechanical, photocopying, recording, broadcasting or otherwise now known or herein after developed without the previous express consent by the copyright owner, except for reproduction in daily press and regular printed publications on sale to the public within 60 days of the event related to those data/results and always provided that copyright symbol appears together as follows below.
© DORNA, 2024

TT Circuit Assen

Results and timing service provided by  TISSOT

4542 m.

MOTUL TT ASSEN

Practice Nr. 2

Best Partial Times

Moto2™

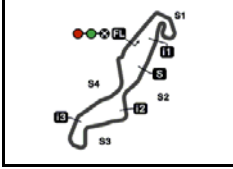
IT Ideal Lap Time, sum of the best partial times*BT* Best Lap Time

<i>T1</i>		<i>T2</i>		<i>T3</i>		<i>T4</i>				<i>IT</i>	<i>BT</i>	
<i>Pos</i>	<i>Rider</i>	<i>Time</i>	<i>Rider</i>	<i>Time</i>	<i>Rider</i>	<i>Time</i>	<i>Rider</i>	<i>Time</i>	<i>Pos</i>	<i>Rider</i>		
25	M.SCHROTTER	31.776	D.MUÑOZ	14.801	M.SCHROTTER	27.895	J.MASIA	22.540	25	J.MASIA	1'36.949	1'37.133 (23)
26	M.AJI	31.876	B.BENDSNEYDE	14.807	J.MASIA	28.042	A.ESCRIG	22.551	26	M.SCHROTTE	1'36.954	1'37.170 (25)
27	X.ARTIGAS	31.929	X.CARDELUS	14.827	X.CARDELUS	28.144	X.ARTIGAS	22.553	27	X.CARDELUS	1'37.570	1'37.709 (28)
28	X.CARDELUS	31.960	X.ARTIGAS	14.990	X.ARTIGAS	28.194	D.MUÑOZ	22.611	28	X.ARTIGAS	1'37.666	1'37.697 (27)
29	A.ESCRIG	32.233	A.ESCRIG	15.135	A.ESCRIG	28.402	X.CARDELUS	22.639	29	A.ESCRIG	1'38.321	1'38.408 (29)

These data/results cannot be reproduced, stored and/or transmitted in whole or in part by any manner of electronic, mechanical, photocopying, recording, broadcasting or otherwise now known or herein after developed without the previous express consent by the copyright owner, except for reproduction in daily press and regular printed publications on sale to the public within 60 days of the event related to those data/results and always provided that copyright symbol appears together as follows below.

© DORNA, 2024

Official MotoGP Timing by **TISSOT**
www.motogp.com




4542 m.

MOTUL TT ASSEN

Practice Nr. 2

Fastest Laps Sequence

<i>Practice Time</i>	 <i>Rider</i>	<i>Nation</i>	<i>Motorcycle</i>	<i>Time</i>	<i>Km/h</i>	<i>Rider's Lap</i>
3'17.888	54 Fermin ALDEGUER	SPA	BOSCOSCURO	1'36.705	169.0	2
3'42.161	18 Manuel GONZALEZ	SPA	KALEX	1'36.209	169.9	2
4'53.895	54 Fermin ALDEGUER	SPA	BOSCOSCURO	1'36.007	170.3	3
7'20.558	3 Sergio GARCIA	SPA	BOSCOSCURO	1'35.730	170.8	4
12'08.044	3 Sergio GARCIA	SPA	BOSCOSCURO	1'35.722	170.8	7
13'43.582	3 Sergio GARCIA	SPA	BOSCOSCURO	1'35.538	171.1	8
24'18.562	3 Sergio GARCIA	SPA	BOSCOSCURO	1'35.521	171.1	11
24'19.090	35 Somkiat CHANTRA	THA	KALEX	1'35.341	171.5	9

These data/results cannot be reproduced, stored and/or transmitted in whole or in part by any manner of electronic, mechanical, photocopying, recording, broadcasting or otherwise now known or herein after developed without the previous express consent by the copyright owner, except for reproduction in daily press and regular printed publications on sale to the public within 60 days of the event related to those data/results and always provided that copyright symbol appears together as follows below.

© DORNA, 2024