


5245 m.

GRAN PREMIO D'ITALIA BREMBO

Free Practice Nr. 2

Classification

10

	Rider	Nation	Team	Motorcycle	Time	Lap	Total	Gap	Top Speed
1	1 Francesco BAGNAIA	ITA	Ducati Lenovo Team	DUCATI	1'45.608	5	10		357.6
2	93 Marc MARQUEZ	SPA	Gresini Racing MotoGP	DUCATI	1'45.947	5	14	0.339 0.339	360.0
3	21 Franco MORBIDELLI	ITA	Prima Pramac Racing	DUCATI	1'46.036	9	11	0.428 0.089	357.6
4	23 Enea BASTIANINI	ITA	Ducati Lenovo Team	DUCATI	1'46.084	6	12	0.476 0.048	357.6
5	31 Pedro ACOSTA	SPA	Red Bull GASGAS Tech3	KTM	1'46.099	9	17	0.491 0.015	360.0
6	12 Maverick VIÑALES	SPA	Aprilia Racing	APRILIA	1'46.100	11	13	0.492 0.001	358.8
7	20 Fabio QUARTARARO	FRA	Monster Energy Yamaha MotoGP	YAMAHA	1'46.260	4	10	0.652 0.160	357.6
8	33 Brad BINDER	RSA	Red Bull KTM Factory Racing	KTM	1'46.273	5	11	0.665 0.013	360.0
9	73 Alex MARQUEZ	SPA	Gresini Racing MotoGP	DUCATI	1'46.284	5	13	0.676 0.011	354.0
10	72 Marco BEZZECCHI	ITA	Pertamina Enduro VR46 Racing Te	DUCATI	1'46.304	9	13	0.696 0.020	352.9
11	49 Fabio DI GIANNANTONIO	ITA	Pertamina Enduro VR46 Racing Te	DUCATI	1'46.368	8	9	0.760 0.064	355.2
12	41 Aleix ESPARGARO	SPA	Aprilia Racing	APRILIA	1'46.430	12	13	0.822 0.062	352.9
13	25 Raul FERNANDEZ	SPA	Trackhouse Racing	APRILIA	1'46.476	5	11	0.868 0.046	348.3
14	43 Jack MILLER	AUS	Red Bull KTM Factory Racing	KTM	1'46.498	8	12	0.890 0.022	362.4
15	89 Jorge MARTIN	SPA	Prima Pramac Racing	DUCATI	1'46.549	3	14	0.941 0.051	356.4
16	44 Pol ESPARGARO	SPA	Red Bull KTM Factory Racing	KTM	1'46.634	5	13	1.026 0.085	362.4
17	42 Alex RINS	SPA	Monster Energy Yamaha MotoGP	YAMAHA	1'46.657	10	11	1.049 0.023	352.9
18	88 Miguel OLIVEIRA	POR	Trackhouse Racing	APRILIA	1'46.700	9	13	1.092 0.043	355.2
19	37 Augusto FERNANDEZ	SPA	Red Bull GASGAS Tech3	KTM	1'46.856	5	11	1.248 0.156	357.6
20	30 Takaaki NAKAGAMI	JPN	IDEMITSU Honda LCR	HONDA	1'47.099	10	12	1.491 0.243	351.7
21	5 Johann ZARCO	FRA	CASTROL Honda LCR	HONDA	1'47.213	10	12	1.605 0.114	357.6
22	36 Joan MIR	SPA	Repsol Honda Team	HONDA	1'47.245	4	11	1.637 0.032	355.2
23	32 Lorenzo SAVADORI	ITA	Aprilia Racing	APRILIA	1'47.416	9	12	1.808 0.171	349.5
24	10 Luca MARINI	ITA	Repsol Honda Team	HONDA	1'47.468	13	13	1.860 0.052	356.4

Practice condition: Dry

Air: 18°

Humidity: 64%

Ground: 30°

Fastest Lap:	Lap: 5	Francesco BAGNAIA	1'45.608	178.7 Km/h
Best Race Lap:	2022	Francesco BAGNAIA	1'46.588	177.1 Km/h
All-Time Lap Record:	2023	Francesco BAGNAIA	1'44.855	180.0 Km/h

The results are provisional until the end of the limit for protest and appeals.

Time limit for protest expires 60' after publication of the results - Time:

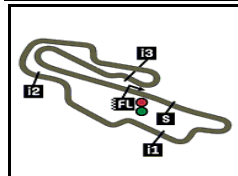
These data/results cannot be reproduced, stored and/or transmitted in whole or in part by any manner of electronic, mechanical, photocopying, recording, broadcasting or otherwise now known or herein after developed without the previous express consent by the copyright owner, except for reproduction in daily press and regular printed publications on sale to the public within 60 days of the event related to those data/results and always provided that copyright symbol appears together as follows below.

© DORNA, 2024

Official MotoGP Timing by TISSOT
www.motogp.com



Mugello, Saturday, June 01, 2024



5245 m.

GRAN PREMIO D'ITALIA BREMBO

Free Practice Nr. 2

Top Speed & Average

12



Rider	Nation	Motorcycle	Top 5 speeds					Average	Top
43 Jack MILLER	AUS	KTM	362.4	358.8	356.4	355.2	355.2	357.6	362.4
44 Poi ESPARGARO	SPA	KTM	362.4	362.4	362.4	361.2	361.2	361.9	362.4
31 Pedro ACOSTA	SPA	KTM	360.0	358.8	358.8	357.6	357.6	358.4	360.0
33 Brad BINDER	RSA	KTM	360.0	357.6	356.4	356.4	352.9	356.7	360.0
93 Marc MARQUEZ	SPA	DUCATI	360.0	355.2	355.2	352.9	351.7	355.0	360.0
12 Maverick VIÑALES	SPA	APRILIA	358.8	357.6	355.2	354.0	352.9	355.2	358.8
1 Francesco BAGNAIA	ITA	DUCATI	357.6	355.2	355.2	355.2	354.0	355.2	357.6
5 Johann ZARCO	FRA	HONDA	357.6	355.2	352.9	348.3	348.3	352.5	357.6
20 Fabio QUARTARARO	FRA	YAMAHA	357.6	356.4	354.0	352.9	351.7	354.5	357.6
21 Franco MORBIDELLI	ITA	DUCATI	357.6	354.0	352.9	350.6	349.5	352.4	357.6
23 Enea BASTIANINI	ITA	DUCATI	357.6	356.4	355.2	355.2	354.0	355.4	357.6
37 Augusto FERNANDEZ	SPA	KTM	357.6	356.4	356.4	354.0	352.9	355.0	357.6
10 Luca MARINI	ITA	HONDA	356.4	355.2	354.0	354.0	354.0	354.7	356.4
89 Jorge MARTIN	SPA	DUCATI	356.4	355.2	354.0	354.0	354.0	354.6	356.4
36 Joan MIR	SPA	HONDA	355.2	354.0	354.0	354.0	351.7	353.8	355.2
49 Fabio DI GIANNANTONIO	ITA	DUCATI	355.2	354.0	352.9	351.7	349.5	351.8	355.2
88 Miguel OLIVEIRA	POR	APRILIA	355.2	354.0	354.0	354.0	354.0	354.2	355.2
73 Alex MARQUEZ	SPA	DUCATI	354.0	354.0	351.7	349.5	349.5	350.9	354.0
41 Aleix ESPARGARO	SPA	APRILIA	352.9	351.7	349.5	349.5	348.3	349.5	352.9
42 Alex RINS	SPA	YAMAHA	352.9	351.7	349.5	348.3	348.3	350.1	352.9
72 Marco BEZZECCHI	ITA	DUCATI	352.9	352.9	351.7	351.7	351.7	352.0	352.9
30 Takaaki NAKAGAMI	JPN	HONDA	351.7	351.7	350.6	350.6	350.6	351.0	351.7
32 Lorenzo SAVADORI	ITA	APRILIA	349.5	349.5	348.3	348.3	347.2	348.3	349.5
25 Raul FERNANDEZ	SPA	APRILIA	348.3	348.3	347.2	347.2	347.2	347.6	348.3

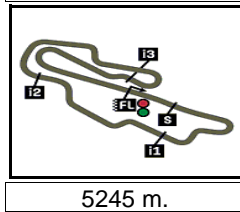
These data/results cannot be reproduced, stored and/or transmitted in whole or in part by any manner of electronic, mechanical, photocopying, recording, broadcasting or otherwise now known or herein after developed without the previous express consent by the copyright owner, except for reproduction in daily press and regular printed publications on sale to the public within 60 days of the event related to those data/results and always provided that copyright symbol appears together as follows below.

© DORNA, 2024

Official MotoGP Timing by TISSOT
www.motogp.com



Mugello, Saturday, June 01, 2024



GRAN PREMIO D'ITALIA BREMBO

Free Practice Nr. 2

Chronological Analysis of Performances

13

* Lap / Sector time cancelled T1 Time from finish line to 1st intermed. T3 Time from 2nd intermed. to 3rd intermed.
 P Crossing the finish line in pit lane T2 Time from 1st intermed. to 2nd intermed. T4 Time from 3rd intermediate to finish line
 **Tyre data subject to further updates

Lap	Lap Time	T1	T2	T3	T4	Speed	Lap	Lap Time	T1	T2	T3	T4	Speed
1st	1	Francesco BAGNAIA		DUCATI	ITA		Run # 1	Front Tyre Slick-Medium		Rear Tyre Slick-Soft			
		Ducati Lenovo Team						14 Laps at start		4 Laps at start			
		Runs=3	Total laps=10	Full laps=5	Valid laps=5		1	2'09.966	34.667	25.321	37.697	24.892	180.9
Run # 1	Front Tyre Slick-Medium	Rear Tyre Slick-Soft					2	1'48.457	25.530	23.128	35.559	24.240	354.0
	6 Laps at start		2 Laps at start				3	1'47.371	25.302	22.766	35.185	24.118	352.9
1	2'20.433	30.868	23.917	36.161	24.505	219.9	4	1'46.526	25.023	22.555	34.908	24.040	357.6
2	1'47.075	25.193	22.776	35.081	24.025	357.6	5	1'46.126	24.922	22.454	34.815	23.935	348.3
3	1'46.627	25.054	22.773	34.861	23.939	355.2	6	57.591 P	27.346				349.5
4	1'49.671	24.805	22.503	35.832	26.531	354.0	Run # 2	Front Tyre Slick-Medium		Rear Tyre Slick-Soft			
5	1'45.608	24.809	22.358	34.641	23.800	355.2		8 Laps at start		4 Laps at start			
6	57.386 P	30.112				355.2	7	1'57.768	33.440	24.201	35.658	24.469	206.1
Run # 2	Front Tyre Slick-Medium	Rear Tyre Slick-Soft					8	1'46.653	24.995	22.636	34.988	24.034	348.3
	12 Laps at start		8 Laps at start				9	1'46.036	24.908	22.513	34.709	23.906	347.2
7	1'58.161	34.495	23.988	35.391	24.287	216.4	10	1'52.638	28.630	24.700	35.234	24.074	350.6
8	1'46.474	24.987	22.651	34.927	23.909	350.6	11	1'46.145	24.970	22.492	34.694	23.989	348.3
9	1'49.169 P	26.669	23.528	35.108	23.864	354.0		PIT	27.396				349.5
Run # 3	Front Tyre Slick-Medium	Rear Tyre Slick-Soft					4th	23	Enea BASTIANINI		DUCATI	ITA	
	15 Laps at start		11 Laps at start					Ducati Lenovo Team					
10	1'56.024	32.247	23.650	35.745	24.382	214.7		Runs=2	Total laps=12	Full laps=9	Valid laps=9		
2nd	93	Marc MARQUEZ		DUCATI	SPA		Run # 1	Front Tyre Slick-Medium		Rear Tyre Slick-Soft			
		Gresini Racing MotoGP						7 Laps at start		4 Laps at start			
		Runs=2	Total laps=14	Full laps=11	Valid laps=11		1	2'21.850	32.038	24.478	36.129	24.537	194.2
Run # 1	Front Tyre Slick-Medium	Rear Tyre Slick-Soft					2	1'47.252	25.173	22.886	35.072	24.121	355.2
	13 Laps at start		4 Laps at start				3	1'46.651	25.106	22.762	34.862	23.921	356.4
1	2'12.084	31.068	25.141	37.513	24.933	219.5	4	1'46.483	24.976	22.640	34.922	23.945	357.6
2	1'48.416	25.679	23.143	35.503	24.091	355.2	5	1'49.598	24.912	25.585	35.102	23.999	354.0
3	1'46.168	24.949	22.446	35.065	23.708	355.2	6	1'46.084	24.897	22.550	34.750	23.887	355.2
4	1'52.437	25.781	23.768	38.616	24.272	360.0	7	55.309 P	27.354				354.0
5	1'45.947	24.889	22.517	34.757	23.784	352.9	Run # 2	Front Tyre Slick-Medium		Rear Tyre Slick-Soft			
6	1'46.158	24.968	22.458	34.907	23.825	350.6		14 Laps at start		11 Laps at start			
7	55.073 P	27.462				349.5	8	1'53.037	30.442	23.290	35.088	24.217	202.6
Run # 2	Front Tyre Slick-Medium	Rear Tyre Slick-Soft					9	1'46.570	24.937	22.664	34.884	24.085	351.7
	7 Laps at start		11 Laps at start				10	1'46.412	24.840	22.603	34.867	24.102	350.6
8	1'56.962	30.750	24.736	36.591	24.885	214.2	11	1'46.361	24.857	22.588	34.874	24.042	350.6
9	1'52.105	27.357	24.654	35.807	24.287	348.3	12	1'47.599	24.836	22.624	35.040	25.099	350.6
10	1'47.854	25.252	23.246	35.330	24.026	350.6	5th	31	Pedro ACOSTA		KTM	SPA	
11	1'46.526	24.916	22.612	35.013	23.985	350.6		Red Bull GASGAS Tech3					
12	1'46.256	24.860	22.543	34.986	23.867	351.7		Runs=1	Total laps=17	Full laps=16	Valid laps=15		
13	1'46.440	24.892	22.558	35.104	23.886	350.6	Run # 1	Front Tyre Slick-Medium		Rear Tyre Slick-Soft			
14	1'46.398	24.869	22.490	35.161	23.878	350.6		8 Laps at start		4 Laps at start			
3rd	21	Franco MORBIDELLI		DUCATI	ITA		1	2'19.695	30.023	23.980	36.704	26.790	216.4
		Prima Pramac Racing					2	1'48.521	26.279	22.952	35.069	24.221	358.8
		Runs=2	Total laps=11	Full laps=8	Valid laps=8		3	1'46.768	25.091	22.673	34.985	24.019	360.0

Fastest Lap: Francesco BAGNAIA Ducati Lenovo Team ITA **1'45.608** 24.809 22.358 34.641 23.800

These data/results cannot be reproduced, stored and/or transmitted in whole or in part by any manner of electronic, mechanical, photocopying, recording, broadcasting or otherwise now known or herein after developed without the previous express consent by the copyright owner, except for reproduction in daily press and regular printed publications on sale to the public within 60 days of the event related to those data/results and always provided that copyright symbol appears together as follows below.
 © DORNA, 2024



Free Practice Nr. 2

MotoGP

Lap	Lap Time	T1	T2	T3	T4	Speed	Lap	Lap Time	T1	T2	T3	T4	Speed
4	1'46.796	24.895	22.558	35.006	24.337	357.6	8th 33 Brad BINDER Red Bull KTM Factory Racing Runs=2 Total laps=11 Full laps=8 Valid laps=8	8th 33	KTM	RSA			
5	1'48.539	25.150	24.629	34.818	<u>23.942</u>	358.8							
6	1'46.599	24.998	22.603	34.844	24.154	355.2							
7	1'51.212	25.169	25.405	36.355	24.283	352.9							
8	1'46.232	24.952	22.472	<u>34.753</u>	24.055	351.7							
9	<u>1'46.099</u>	24.944	22.425	34.776	23.954	352.9							
10	1'48.572	<u>24.854</u>	22.506	36.023	25.189	354.0							
11	1'49.882	24.984	<u>22.420</u>	38.285	24.193	352.9							
12	1'46.786 *	25.119	22.638*	34.970	24.059	357.6							
13	1'46.528	25.127	22.489	34.924	23.988	357.6							
14	1'52.890	27.742	25.199	35.639	24.310	355.2							
15	1'46.565	24.938	22.558	34.931	24.138	354.0							
16	1'55.672	24.986	29.659	36.604	24.423	351.7							
17	1'47.625	25.101	22.761	35.352	24.411	350.6							

6th 12 Maverick VIÑALES APRILIA SPA
Aprilia Racing
Runs=2 Total laps=13 Full laps=10 Valid laps=10

Run #	1	Front Tyre	Slick-Soft	Rear Tyre	Slick-Soft	Speed
			New Tyre		4 Laps at start	
1	2'20.849	30.835	23.748	35.895	24.483	210.9
2	1'47.565	25.315	22.887	35.218	24.145	355.2
3	1'46.978	25.013	22.779	35.068	24.118	<u>358.8</u>
4	1'49.149	26.237	23.457	35.196	24.259	357.6
5	1'46.332	25.040	22.450	34.899	<u>23.943</u>	352.9
6	1'46.324	25.091	22.416	34.856	23.961	354.0
7	53.033 P	25.040				352.9

Run #	2	Front Tyre	Slick-Medium	Rear Tyre	Slick-Soft	Speed
			7 Laps at start		3 Laps at start	
8	1'54.794	31.253	23.556	35.635	24.350	196.3
9	1'46.408	25.043	22.527	<u>34.841</u>	23.997	349.5
10	1'46.328	<u>24.853</u>	22.377	35.037	24.061	350.6
11	<u>1'46.100</u>	24.867	<u>22.351</u>	34.843	24.039	351.7
12	1'46.390	24.875	22.472	34.932	24.111	351.7
13	1'46.408	24.914	22.523	34.901	24.070	346.1

7th 20 Fabio QUARTARARO YAMAHA FRA
Monster Energy Yamaha MotoGP Team
Runs=2 Total laps=10 Full laps=7 Valid laps=5

Run #	1	Front Tyre	Slick-Medium	Rear Tyre	Slick-Soft	Speed
			8 Laps at start		4 Laps at start	
1	2'26.084	30.496	24.331	36.118	24.583	225.4
2	1'47.188 *	25.156	22.891*	34.953	24.188	351.7
3	1'46.628	24.967	22.685	34.873	24.103	352.9
4	<u>1'46.260</u>	24.924	22.652	<u>34.740</u>	<u>23.944</u>	354.0
5	1'46.432	<u>24.841</u>	22.718	34.883	23.990	356.4
6	54.437 P	26.848				<u>357.6</u>

Run #	2	Front Tyre	Slick-Medium	Rear Tyre	Slick-Soft	Speed
			14 Laps at start		4 Laps at start	
7	1'56.444	31.805	24.239	35.937	24.463	214.2
8	1'47.072 *	25.226	22.786*	34.891	24.169	347.2
9	1'46.664	24.983	<u>22.650</u>	34.895	24.136	348.3
10	1'46.627	24.945	22.674	34.872	24.136	349.5
	PIT	24.980				349.5

9th 73 Alex MARQUEZ DUCATI SPA
Gresini Racing MotoGP
Runs=2 Total laps=13 Full laps=10 Valid laps=10

Run #	1	Front Tyre	Slick-Medium	Rear Tyre	Slick-Soft	Speed
			8 Laps at start		4 Laps at start	
1	2'00.137	31.400	25.155	37.018	25.139	213.0
2	1'48.554	25.498	23.062	35.575	24.419	347.2
3	1'46.758	25.036	22.578	34.988	24.156	347.2
4	1'46.408	<u>24.838</u>	22.501	34.982	24.087	348.3
5	<u>1'46.284</u>	24.937	<u>22.488</u>	<u>34.823</u>	<u>24.036</u>	349.5
6	1'47.884	24.918	22.503	36.090	24.373	349.5
7	52.572 P	25.228				348.3

Run #	2	Front Tyre	Slick-Medium	Rear Tyre	Slick-Soft	Speed
			15 Laps at start		11 Laps at start	
8	1'57.391	31.754	24.071	36.883	24.683	198.8
9	1'49.335	26.522	23.064	35.555	24.194	349.5
10	1'47.107	25.083	22.615	35.282	24.127	<u>354.0</u>
11	1'53.036	25.035	26.966	36.660	24.375	354.0
12	1'47.252	25.019	22.687	35.296	24.250	351.7
13	1'46.977	25.025	22.656	35.148	24.148	349.5
	PIT	25.069				349.5

10th 72 Marco BEZZECCHI DUCATI ITA
Pertamina Enduro VR46 Racing Team
Runs=2 Total laps=13 Full laps=10 Valid laps=10

Run #	1	Front Tyre	Slick-Medium	Rear Tyre	Slick-Soft	Speed
			18 Laps at start		4 Laps at start	
1	2'08.267	33.726	25.410	37.386	24.961	199.2
2	1'48.039	25.592	22.915	35.343	24.189	<u>352.9</u>
3	51.949 P	25.202				351.7

Run #	2	Front Tyre	Slick-Medium	Rear Tyre	Slick-Soft	Speed
			8 Laps at start		4 Laps at start	
4	1'56.732 *	31.936	23.984*	36.255	24.557	201.8
5	1'47.305	25.275	22.754	35.138	24.138	348.3
6	1'46.443	25.020	22.544	34.925	23.954	351.7
7	1'46.611	24.995	22.584	34.998	24.034	349.5

Fastest Lap: Francesco BAGNAIA Ducati Lenovo Team ITA **1'45.608** 24.809 22.358 34.641 23.800

These data/results cannot be reproduced, stored and/or transmitted in whole or in part by any manner of electronic, mechanical, photocopying, recording, broadcasting or otherwise now known or herein after developed without the previous express consent by the copyright owner, except for reproduction in daily press and regular printed publications on sale to the public within 60 days of the event related to those data/results and always provided that copyright symbol appears together as follows below.
© DORNA, 2024



Free Practice Nr. 2

MotoGP

Lap	Lap Time	T1	T2	T3	T4	Speed	Lap	Lap Time	T1	T2	T3	T4	Speed	
8	1'46.548	25.043	22.543	34.931	24.031	349.5	6	1'46.984	25.072	22.734	34.983	24.195	348.3	
9	1'46.304	24.951	22.560	34.841	23.952	350.6	7	58.374 P	27.491				347.2	
10	1'51.393	26.976	24.295	35.885	24.237	351.7	Run # 2						Front Tyre Slick-Medium	Rear Tyre Slick-Soft
11	1'46.420	24.912	22.518	34.987	24.003	351.7	8 Laps at start						4 Laps at start	
12	1'51.668	27.859	23.594	36.068	24.147	351.7	8	1'55.813	31.758	24.018	35.420	24.617	201.8	
13	1'46.558	24.949	22.570	35.023	24.016	351.7	9	1'48.392	25.845	23.296	34.986	24.265	346.1	
	PIT	29.859				352.9	10	1'46.959	25.026	22.706	34.992	24.235	346.1	
							11	1'46.678	25.021	22.541	34.941	24.175	348.3	
								PIT	28.894				347.2	

11th 49 **Fabio DI GIANNANTONI** DUCATI ITA
Pertamina Enduro VR46 Racing Team

Runs=2 Total laps=9 Full laps=6 Valid laps=6

Run #	1	Front Tyre	Slick-Medium	Rear Tyre	Slick-Soft	
		7 Laps at start		4 Laps at start		
1	2'13.408	33.367	25.201	40.626	26.750	206.5
2	1'48.073	25.560	22.820	35.418	24.275	352.9
3	1'46.706	24.992	22.547	35.003	24.164	354.0
4	1'50.659 P	25.405	23.217	36.880	25.157	355.2
Run #	2	Front Tyre	Slick-Medium	Rear Tyre	Slick-Soft	
		11 Laps at start		3 Laps at start		
5	1'56.460	32.458	24.028	35.541	24.433	199.2
6	1'46.933	25.055	22.572	35.072	24.234	347.2
7	1'46.405	24.934	22.529	34.854	24.088	349.5
8	1'46.368	24.894	22.465	34.931	24.078	349.5
9	1'46.723	24.900	22.443	35.080	24.300	349.5
	PIT	25.539				351.7

12th 41 **Aleix ESPARGARO** APRILIA SPA
Aprilia Racing

Runs=2 Total laps=13 Full laps=10 Valid laps=10

Run #	1	Front Tyre	Slick-Medium	Rear Tyre	Slick-Soft	
		7 Laps at start		4 Laps at start		
1	2'28.898	30.980	24.550	36.202	24.640	208.8
2	1'48.230	25.660	23.096	35.171	24.303	345.0
3	1'47.296	25.183	22.887	35.039	24.187	351.7
4	1'48.044	25.646	22.948	35.263	24.187	348.3
5	1'46.866	25.117	22.647	34.993	24.109	348.3
6	1'46.867	24.998	22.778	35.024	24.067	348.3
7	59.948 P	30.797				347.2
Run #	2	Front Tyre	Slick-Medium	Rear Tyre	Slick-Soft	
		14 Laps at start		3 Laps at start		
8	1'55.723	31.895	23.910	35.546	24.372	184.6
9	1'47.345	25.467	22.837	34.914	24.127	348.3
10	1'46.606	25.033	22.635	34.818	24.120	349.5
11	1'46.502	24.942	22.597	34.860	24.103	352.9
12	1'46.430	24.986	22.558	34.774	24.112	349.5
13	2'00.458	29.374	27.040	37.684	26.360	348.3

13th 25 **Raul FERNANDEZ** APRILIA SPA
Trackhouse Racing

Runs=2 Total laps=11 Full laps=8 Valid laps=8

Run #	1	Front Tyre	Slick-Medium	Rear Tyre	Slick-Soft	
		13 Laps at start		5 Laps at start		
1	2'39.293	32.146	24.603	36.125	24.973	189.1
2	1'47.463	25.312	22.839	34.979	24.333	345.0
3	1'47.281	25.372	22.772	34.865	24.272	347.2
4	1'47.017	25.049	22.555	35.237	24.176	345.0
5	1'46.476	25.102	22.545	34.788	24.041	347.2

14th 43 **Jack MILLER** KTM AUS
Red Bull KTM Factory Racing

Runs=2 Total laps=12 Full laps=9 Valid laps=9

Run #	1	Front Tyre	Slick-Medium	Rear Tyre	Slick-Soft	
		7 Laps at start		3 Laps at start		
1	2'11.219	31.939	25.201	37.756	25.705	205.7
2	1'47.827	25.506	22.983	35.232	24.106	356.4
3	1'47.391	25.145	22.865	35.347	24.034	362.4
4	2'02.005 P	25.225	23.365	46.383	27.032	358.8
Run #	2	Front Tyre	Slick-Medium	Rear Tyre	Slick-Soft	
		11 Laps at start		4 Laps at start		
5	1'56.678	32.118	23.936	36.090	24.534	180.9
6	1'47.356	25.217	22.739	35.223	24.177	349.5
7	1'56.364	29.049	27.212	35.872	24.231	351.7
8	1'46.498	24.995	22.528	34.992	23.983	351.7
9	1'50.588	25.498	25.100	35.750	24.240	354.0
10	1'47.543	25.336	22.813	35.374	24.020	355.2
11	1'46.687	24.953	22.591	35.119	24.024	355.2
12	1'47.102	25.093	22.673	35.217	24.119	352.9
	PIT	28.626				352.9

15th 89 **Jorge MARTIN** DUCATI SPA
Prima Pramac Racing

Runs=2 Total laps=14 Full laps=11 Valid laps=11

Run #	1	Front Tyre	Slick-Medium	Rear Tyre	Slick-Soft	
		9 Laps at start		5 Laps at start		
1	2'28.966	31.401	24.374	36.237	24.550	217.3
2	1'47.297	25.203	22.758	35.271	24.065	356.4
3	1'46.549	25.034	22.576	35.013	23.926	354.0
4	1'49.842	27.705	22.751	35.282	24.104	352.9
5	1'46.801	25.102	22.656	35.076	23.967	354.0
6	1'50.254	27.023	23.776	35.198	24.257	355.2
7	1'46.601	25.007	22.690	34.918	23.986	352.9
8	54.257 P	27.151				351.7
Run #	2	Front Tyre	Slick-Medium	Rear Tyre	Slick-Soft	
		17 Laps at start		13 Laps at start		
9	1'55.041	31.847	23.304	35.586	24.304	186.2
10	1'47.367	25.181	22.741	35.255	24.190	350.6
11	1'48.733	25.139	22.727	36.818	24.049	350.6
12	1'46.824	25.061	22.611	35.074	24.078	354.0
13	1'46.734	25.049	22.584	35.131	23.970	354.0
14	1'48.025	25.036	23.178	35.589	24.222	352.9

Fastest Lap: Francesco BAGNAIA Ducati Lenovo Team ITA 1'45.608 24.809 22.358 34.641 23.800

These data/results cannot be reproduced, stored and/or transmitted in whole or in part by any manner of electronic, mechanical, photocopying, recording, broadcasting or otherwise now known or herein after developed without the previous express consent by the copyright owner, except for reproduction in daily press and regular printed publications on sale to the public within 60 days of the event related to those data/results and always provided that copyright symbol appears together as follows below.
© DORNA, 2024



Free Practice Nr. 2

MotoGP

Table with columns: Lap, Lap Time, T1, T2, T3, T4, Speed. Row 16th 44: Poi ESPARGARO, KTM, SPA. Laps 8-10.

Run # 1 Front Tyre Slick-Medium Rear Tyre Slick-Soft. 11 Laps at start, 4 Laps at start. Laps 1-7.

Run # 2 Front Tyre Slick-Medium Rear Tyre Slick-Soft. 8 Laps at start, 4 Laps at start. Laps 8-13.

17th 42 Alex RINS, YAMAHA, SPA. Monster Energy Yamaha MotoGP Team. Runs=2 Total laps=11 Full laps=8 Valid laps=8.

Run # 1 Front Tyre Slick-Medium Rear Tyre Slick-Soft. 7 Laps at start, 3 Laps at start. Laps 1-7.

Run # 2 Front Tyre Slick-Medium Rear Tyre Slick-Soft. 14 Laps at start, 4 Laps at start. Laps 8-11.

18th 88 Miguel OLIVEIRA, APRILIA, POR. Trackhouse Racing. Runs=3 Total laps=13 Full laps=8 Valid laps=7.

Run # 1 Front Tyre Slick-Medium Rear Tyre Slick-Medium. 8 Laps at start, New Tyre. Laps 1-4.

Run # 2 Front Tyre Slick-Medium Rear Tyre Slick-Soft. 12 Laps at start, 4 Laps at start. Laps 5-7.

Fastest Lap: Francesco BAGNAIA, Ducati Lenovo Team, ITA, 1'45.608, 24.809, 22.358, 34.641, 23.800

These data/results cannot be reproduced, stored and/or transmitted in whole or in part by any manner of electronic, mechanical, photocopying, recording, broadcasting or otherwise now known or herein after developed without the previous express consent by the copyright owner...



Free Practice Nr. 2

MotoGP

Lap	Lap Time	T1	T2	T3	T4	Speed	Lap	Lap Time	T1	T2	T3	T4	Speed
3	1'47.626	25.364	22.911	35.235	24.116	352.9	24th 10	Luca MARINI Repsol Honda Team	HONDA			ITA	
4	1'47.672	25.489	22.912	35.145	24.126	355.2			Runs=3	Total laps=13	Full laps=8	Valid laps=8	
5	53.814 P	25.121				347.2							

Run #	2	Front Tyre	Slick-Medium	Rear Tyre	Slick-Soft	
		13 Laps at start		9 Laps at start		
6	1'56.854	31.353	24.714	36.277	24.510	198.5
7	1'47.829	25.262	22.980	35.333	24.254	347.2
8	1'47.655	25.399	22.898	35.147	24.211	347.2
9	1'47.325 *	25.165	22.950*	35.091	24.119	347.2
10	1'47.213	25.171	22.850	35.119	24.073	348.3
11	1'48.002	25.238	22.925	35.585	24.254	347.2
12	1'50.405	25.254	23.583	37.147	24.421	348.3
	PIT	25.219				347.2

Run #	1	Front Tyre	Slick-Medium	Rear Tyre	Slick-Soft	
		8 Laps at start		3 Laps at start		
1	2'00.260	30.740	24.319	36.951	25.027	208.8
2	1'48.631	25.604	23.065	35.594	24.368	341.7
3	1'47.498	25.199	22.805	35.239	24.255	355.2
4	1'47.245	25.066	22.768	35.104	24.307	350.6
5	55.693 P	25.161				350.6

Run #	2	Front Tyre	Slick-Medium	Rear Tyre	Slick-Soft	
		13 Laps at start		8 Laps at start		
6	1'55.962	32.199	23.611	35.630	24.522	198.1
7	1'48.103	25.356	22.968	35.388	24.391	348.3
8	1'47.996	25.382	22.782	35.494	24.338	347.2
9	1'47.469	25.205	22.724	35.212	24.328	354.0
10	1'50.689	25.078	22.840	38.112	24.659	354.0
11	1'47.677	25.107	22.737	35.420	24.413	354.0
	PIT	28.396				351.7

Run #	3	Front Tyre	Slick-Medium	Rear Tyre	Slick-Soft	
		19 Laps at start		15 Laps at start		
12	1'55.665	32.322	23.370	35.426	24.547	183.0
13	1'47.468	25.168	22.799	35.127	24.374	351.7
	PIT	26.837				351.7

Run #	1	Front Tyre	Slick-Medium	Rear Tyre	Slick-Soft	
		8 Laps at start		4 Laps at start		
1	2'22.246	32.551	24.889	39.934	28.165	201.4
2	1'51.506	26.106	23.326	35.926	26.148	349.5
3	1'47.558	25.312	22.821	35.156	24.269	349.5
4	1'55.631	29.965	23.231	37.706	24.729	346.1
5	1'48.022	25.306	22.822	35.472	24.422	346.1
6	57.297 P	28.511				345.0

Run #	2	Front Tyre	Slick-Medium	Rear Tyre	Slick-Soft	
		14 Laps at start		10 Laps at start		
7	2'09.350	35.768	23.705	40.650	29.227	169.2
8	1'47.874	25.494	22.866	35.295	24.219	347.2
9	1'47.416	25.265	22.742	35.158	24.251	347.2
10	1'47.851	25.233	22.829	35.399	24.390	348.3
11	1'56.631	28.317	25.203	38.279	24.832	348.3
12	1'48.007	25.427	22.810	35.328	24.442	343.9
	PIT	28.214				342.8

Fastest Lap: Francesco BAGNAIA Ducati Lenovo Team ITA **1'45.608** 24.809 22.358 34.641 23.800

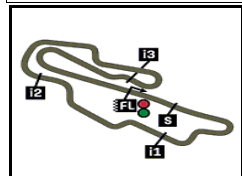
These data/results cannot be reproduced, stored and/or transmitted in whole or in part by any manner of electronic, mechanical, photocopying, recording, broadcasting or otherwise now known or herein after developed without the previous express consent by the copyright owner, except for reproduction in daily press and regular printed publications on sale to the public within 60 days of the event related to those data/results and always provided that copyright symbol appears together as follows below.
© DORNA, 2024

Official MotoGP Timing by **TISSOT**
www.motogp.com



Mugello, Saturday, June 01, 2024

Page 5 of 5




5245 m.

GRAN PREMIO D'ITALIA BREMBO

Free Practice Nr. 2

Combined Practice Times

7

	Rider	Nation	Team	MOTORCYCLE	FP1	FP2	Gap
1	F.BAGNAIA	ITA	Ducati Lenovo Team	DUCATI	1'46.657 16	1'45.608 5	
2	93 M.MARQUEZ	SPA	Gresini Racing MotoGP	DUCATI	1'46.587 8	1'45.947 5	0.339 0.339
3	21 F.MORBIDELLI	ITA	Prima Pramac Racing	DUCATI	1'46.428 16	1'46.036 9	0.428 0.089
4	23 E.BASTIANINI	ITA	Ducati Lenovo Team	DUCATI	1'47.296 9	1'46.084 6	0.476 0.048
5	31 P.ACOSTA	SPA	Red Bull GASGAS Tech3	KTM	1'46.459 14	1'46.099 9	0.491 0.015
6	12 M.VIÑALES	SPA	Aprilia Racing	APRILIA	1'46.140 16	1'46.100 11	0.492 0.001
7	20 F.QUARTARARO	FRA	Monster Energy Yamaha MotoGP Team	YAMAHA	1'46.328 16	1'46.260 4	0.652 0.160
8	33 B.BINDER	RSA	Red Bull KTM Factory Racing	KTM	1'47.116 7	1'46.273 5	0.665 0.013
9	73 A.MARQUEZ	SPA	Gresini Racing MotoGP	DUCATI	1'46.816 7	1'46.284 5	0.676 0.011
10	72 M.BEZZECCHI	ITA	Pertamina Enduro VR46 Racing Team	DUCATI	1'47.108 4	1'46.304 9	0.696 0.020
11	49 F.DI GIANNANTO	ITA	Pertamina Enduro VR46 Racing Team	DUCATI	1'47.197 8	1'46.368 8	0.760 0.064
12	41 A.ESPARGARO	SPA	Aprilia Racing	APRILIA	1'46.590 16	1'46.430 12	0.822 0.062
13	25 R.FERNANDEZ	SPA	Trackhouse Racing	APRILIA	1'46.911 5	1'46.476 5	0.868 0.046
14	43 J.MILLER	AUS	Red Bull KTM Factory Racing	KTM	1'47.016 18	1'46.498 8	0.890 0.022
15	89 J.MARTIN	SPA	Prima Pramac Racing	DUCATI	1'46.587 16	1'46.549 3	0.941 0.051
16	44 P.ESPARGARO	SPA	Red Bull KTM Factory Racing	KTM	1'47.133 16	1'46.634 5	1.026 0.085
17	42 A.RINS	SPA	Monster Energy Yamaha MotoGP Team	YAMAHA	1'46.719 4	1'46.657 10	1.049 0.023
18	88 M.OLIVEIRA	POR	Trackhouse Racing	APRILIA	1'47.291 8	1'46.700 9	1.092 0.043
19	37 A.FERNANDEZ	SPA	Red Bull GASGAS Tech3	KTM	1'47.586 14	1'46.856 5	1.248 0.156
20	30 T.NAKAGAMI	JPN	IDEMITSU Honda LCR	HONDA	1'47.742 7	1'47.099 10	1.491 0.243
21	5 J.ZARCO	FRA	CASTROL Honda LCR	HONDA	1'47.904 18	1'47.213 10	1.605 0.114
22	36 J.MIR	SPA	Repsol Honda Team	HONDA	1'47.812 8	1'47.245 4	1.637 0.032
23	32 L.SAVADORI	ITA	Aprilia Racing	APRILIA	1'48.112 14	1'47.416 9	1.808 0.171
24	10 L.MARINI	ITA	Repsol Honda Team	HONDA	1'47.582 16	1'47.468 13	1.860 0.052

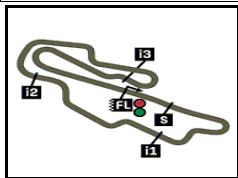
Pole Position Record:	2023	Francesco BAGNAIA	1'44.855	180.0 Km/h
Best Race Lap:	2022	Francesco BAGNAIA	1'46.588	177.1 Km/h
All Time Lap Record:	2023	Francesco BAGNAIA	1'44.855	180.0 Km/h

The results are provisional until the end of the limit for protest and appeals.

Time limit for protest expires 60' after publication of the results - Time:

These data/results cannot be reproduced, stored and/or transmitted in whole or in part by any manner of electronic, mechanical, photocopying, recording, broadcasting or otherwise now known or herein after developed without the previous express consent by the copyright owner, except for reproduction in daily press and regular printed publications on sale to the public within 60 days of the event related to those data/results and always provided that copyright symbol appears together as follows below.

© DORNA, 2024



5245 m.

GRAN PREMIO D'ITALIA BREMBO

Free Practice Nr. 2

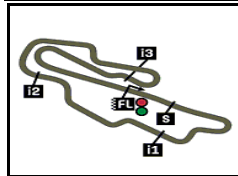
Best Partial Times

MotoGP™

IT Ideal Lap Time, sum of the best partial times*BT* Best Lap Time


<i>T1</i>		<i>T2</i>		<i>T3</i>		<i>T4</i>				<i>IT</i>	<i>BT</i>	
<i>Pos</i>	<i>Rider</i>	<i>Time</i>	<i>Rider</i>	<i>Time</i>	<i>Rider</i>	<i>Time</i>	<i>Rider</i>	<i>Time</i>	<i>Pos</i>	<i>Rider</i>		
1	F.BAGNAIA	24.805	M.VIÑALES	22.351	F.BAGNAIA	34.641	M.MARQUEZ	23.708	1	F.BAGNAIA	1'45.604	1'45.608 (1)
2	E.BASTIANINI	24.836	F.BAGNAIA	22.358	F.MORBIDELLI	34.694	F.BAGNAIA	23.800	2	M.MARQUEZ	1'45.771	1'45.947 (2)
3	A.MARQUEZ	24.838	P.ACOSTA	22.420	B.BINDER	34.722	E.BASTIANINI	23.887	3	F.MORBIDELLI	1'45.962	1'46.036 (3)
4	F.QUARTARARO	24.841	F.DI GIANNANTO	22.443	F.QUARTARARO	34.740	F.MORBIDELLI	23.906	4	P.ACOSTA	1'45.969	1'46.099 (5)
5	M.VIÑALES	24.853	M.MARQUEZ	22.446	E.BASTIANINI	34.750	J.MARTIN	23.926	5	M.VIÑALES	1'45.988	1'46.100 (6)
6	P.ACOSTA	24.854	F.MORBIDELLI	22.454	P.ACOSTA	34.753	P.ACOSTA	23.942	6	E.BASTIANINI	1'46.023	1'46.084 (4)
7	M.MARQUEZ	24.860	A.MARQUEZ	22.488	M.MARQUEZ	34.757	M.VIÑALES	23.943	7	F.QUARTARARO	1'46.175	1'46.260 (7)
8	B.BINDER	24.866	M.BEZZECCHI	22.518	A.ESPARGARO	34.774	F.QUARTARARO	23.944	8	A.MARQUEZ	1'46.185	1'46.284 (9)
9	F.DI GIANNANTO	24.894	J.MILLER	22.528	R.FERNANDEZ	34.788	M.BEZZECCHI	23.952	9	M.BEZZECCHI	1'46.223	1'46.304 (10)
10	M.OLIVEIRA	24.906	A.RINS	22.540	A.MARQUEZ	34.823	J.MILLER	23.983	10	F.DI GIANNANTO	1'46.269	1'46.368 (11)
11	F.MORBIDELLI	24.908	R.FERNANDEZ	22.541	M.VIÑALES	34.841	A.FERNANDEZ	23.986	11	B.BINDER	1'46.273	1'46.273 (8)
12	M.BEZZECCHI	24.912	E.BASTIANINI	22.550	M.BEZZECCHI	34.841	M.OLIVEIRA	24.007	12	A.ESPARGARO	1'46.341	1'46.430 (12)
13	A.ESPARGARO	24.942	A.ESPARGARO	22.558	F.DI GIANNANTO	34.854	A.RINS	24.022	13	R.FERNANDEZ	1'46.391	1'46.476 (13)
14	J.MILLER	24.953	M.OLIVEIRA	22.562	P.ESPARGARO	34.889	A.MARQUEZ	24.036	14	J.MARTIN	1'46.427	1'46.549 (15)
15	P.ESPARGARO	24.959	J.MARTIN	22.576	A.RINS	34.913	P.ESPARGARO	24.037	15	J.MILLER	1'46.456	1'46.498 (14)
16	J.MARTIN	25.007	B.BINDER	22.607	J.MARTIN	34.918	R.FERNANDEZ	24.041	16	M.OLIVEIRA	1'46.459	1'46.700 (18)
17	R.FERNANDEZ	25.021	P.ESPARGARO	22.627	M.OLIVEIRA	34.984	A.ESPARGARO	24.067	17	P.ESPARGARO	1'46.512	1'46.634 (16)
18	A.FERNANDEZ	25.033	F.QUARTARARO	22.650	J.MILLER	34.992	J.ZARCO	24.073	18	A.RINS	1'46.558	1'46.657 (17)
19	J.MIR	25.066	A.FERNANDEZ	22.677	T.NAKAGAMI	35.048	B.BINDER	24.078	19	A.FERNANDEZ	1'46.798	1'46.856 (19)
20	T.NAKAGAMI	25.078	J.MIR	22.724	L.MARINI	35.051	F.DI GIANNANTO	24.078	20	T.NAKAGAMI	1'47.026	1'47.099 (20)
21	A.RINS	25.083	T.NAKAGAMI	22.729	J.ZARCO	35.091	T.NAKAGAMI	24.171	21	J.ZARCO	1'47.135	1'47.213 (21)
22	L.MARINI	25.114	L.SAVADORI	22.742	A.FERNANDEZ	35.102	L.SAVADORI	24.219	22	J.MIR	1'47.149	1'47.245 (22)
23	J.ZARCO	25.121	L.MARINI	22.799	J.MIR	35.104	J.MIR	24.255	23	L.MARINI	1'47.298	1'47.468 (24)
24	L.SAVADORI	25.233	J.ZARCO	22.850	L.SAVADORI	35.156	L.MARINI	24.334	24	L.SAVADORI	1'47.350	1'47.416 (23)

These data/results cannot be reproduced, stored and/or transmitted in whole or in part by any manner of electronic, mechanical, photocopying, recording, broadcasting or otherwise now known or herein after developed without the previous express consent by the copyright owner, except for reproduction in daily press and regular printed publications on sale to the public within 60 days of the event related to those data/results and always provided that copyright symbol appears together as follows below.
© DORNA, 2024



5245 m.

GRAN PREMIO D'ITALIA BREMBO**Free Practice Nr. 2****Fastest Laps Sequence**

<i>Practice Time</i>	 <i>Rider</i>	<i>Nation</i>	<i>Motorcycle</i>	<i>Time</i>	<i>Km/h</i>	<i>Rider's Lap</i>
3'48.691	73 Alex MARQUEZ	SPA	DUCATI	1'48.554	173.9	2
3'56.306	72 Marco BEZZECCHI	ITA	DUCATI	1'48.039	174.7	2
3'59.046	43 Jack MILLER	AUS	KTM	1'47.827	175.1	2
4'07.508	1 Francesco BAGNAIA	ITA	DUCATI	1'47.075	176.3	2
5'35.449	73 Alex MARQUEZ	SPA	DUCATI	1'46.758	176.8	3
5'46.668	93 Marc MARQUEZ	SPA	DUCATI	1'46.168	177.8	3
9'18.446	21 Franco MORBIDELLI	ITA	DUCATI	1'46.126	177.9	5
9'25.052	93 Marc MARQUEZ	SPA	DUCATI	1'45.947	178.2	5
9'29.414	1 Francesco BAGNAIA	ITA	DUCATI	1'45.608	178.7	5

These data/results cannot be reproduced, stored and/or transmitted in whole or in part by any manner of electronic, mechanical, photocopying, recording, broadcasting or otherwise now known or herein after developed without the previous express consent by the copyright owner, except for reproduction in daily press and regular printed publications on sale to the public within 60 days of the event related to those data/results and always provided that copyright symbol appears together as follows below.

© DORNA, 2024