


5245 m.

# GRAN PREMIO D'ITALIA BREMBO

## Practice Classification

6

	Rider	Nation	Team	Motorcycle	Time	Lap	Total	Gap	Top Speed
1	1 Francesco BAGNAIA	ITA	Ducati Lenovo Team	DUCATI	<b>1'44.938</b>	18	20		<b>357.6</b>
2	42 Alex RINS	SPA	Monster Energy Yamaha MotoGP	YAMAHA	<b>1'45.211</b>	22	23	0.273 0.273	<b>358.8</b>
3	31 Pedro ACOSTA	SPA	Red Bull GASGAS Tech3	KTM	<b>1'45.326</b>	17	18	0.388 0.115	<b>362.4</b>
4	88 Miguel OLIVEIRA	POR	Trackhouse Racing	APRILIA	<b>1'45.340</b>	20	22	0.402 0.014	<b>358.8</b>
5	93 Marc MARQUEZ	SPA	Gresini Racing MotoGP	DUCATI	<b>1'45.345</b>	22	24	0.407 0.005	<b>357.6</b>
6	23 Enea BASTIANINI	ITA	Ducati Lenovo Team	DUCATI	<b>1'45.403</b>	22	22	0.465 0.058	<b>351.7</b>
7	89 Jorge MARTIN	SPA	Prima Pramac Racing	DUCATI	<b>1'45.405</b>	23	25	0.467 0.002	<b>358.8</b>
8	73 Alex MARQUEZ	SPA	Gresini Racing MotoGP	DUCATI	<b>1'45.412</b>	22	24	0.474 0.007	<b>356.4</b>
9	12 Maverick VIÑALES	SPA	Aprilia Racing	APRILIA	<b>1'45.424</b>	18	23	0.486 0.012	<b>355.2</b>
10	41 Aleix ESPARGARO	SPA	Aprilia Racing	APRILIA	<b>1'45.461</b>	16	18	0.523 0.037	<b>358.8</b>
11	20 Fabio QUARTARARO	FRA	Monster Energy Yamaha MotoGP	YAMAHA	<b>1'45.480</b>	19	21	0.542 0.019	<b>360.0</b>
12	49 Fabio DI GIANNANTONIO	ITA	Pertamina Enduro VR46 Racing Te	DUCATI	<b>1'45.650</b>	23	23	0.712 0.170	<b>358.8</b>
13	33 Brad BINDER	RSA	Red Bull KTM Factory Racing	KTM	<b>1'45.698</b>	22	23	0.760 0.048	<b>361.2</b>
14	72 Marco BEZZECCHI	ITA	Pertamina Enduro VR46 Racing Te	DUCATI	<b>1'45.729</b>	26	26	0.791 0.031	<b>361.2</b>
15	21 Franco MORBIDELLI	ITA	Prima Pramac Racing	DUCATI	<b>1'45.759</b>	21	22	0.821 0.030	<b>354.0</b>
16	25 Raul FERNANDEZ	SPA	Trackhouse Racing	APRILIA	<b>1'45.784</b>	16	21	0.846 0.025	<b>354.0</b>
17	43 Jack MILLER	AUS	Red Bull KTM Factory Racing	KTM	<b>1'45.798</b>	16	21	0.860 0.014	<b>360.0</b>
18	44 Pol ESPARGARO	SPA	Red Bull KTM Factory Racing	KTM	<b>1'46.078</b>	17	19	1.140 0.280	<b>366.1</b>
19	30 Takaaki NAKAGAMI	JPN	IDEMITSU Honda LCR	HONDA	<b>1'46.079</b>	21	22	1.141 0.001	<b>358.8</b>
20	5 Johann ZARCO	FRA	CASTROL Honda LCR	HONDA	<b>1'46.514</b>	21	23	1.576 0.435	<b>360.0</b>
21	36 Joan MIR	SPA	Repsol Honda Team	HONDA	<b>1'46.584</b>	17	21	1.646 0.070	<b>358.8</b>
22	32 Lorenzo SAVADORI	ITA	Aprilia Racing	APRILIA	<b>1'46.740</b>	15	21	1.802 0.156	<b>351.7</b>
23	37 Augusto FERNANDEZ	SPA	Red Bull GASGAS Tech3	KTM	<b>1'46.874</b>	19	21	1.936 0.134	<b>358.8</b>
24	10 Luca MARINI	ITA	Repsol Honda Team	HONDA	<b>1'47.062</b>	22	22	2.124 0.188	<b>357.6</b>

Practice condition: Dry

Air: 21°

Humidity: 50%

Ground: 36°

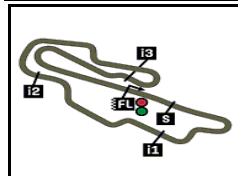
<b>Fastest Lap:</b>	Lap: 18	<b>Francesco BAGNAIA</b>	<b>1'44.938</b>	179.9 Km/h
<b>Best Race Lap:</b>	2022	<b>Francesco BAGNAIA</b>	<b>1'46.588</b>	177.1 Km/h
<b>All-Time Lap Record:</b>	2023	<b>Francesco BAGNAIA</b>	<b>1'44.855</b>	180.0 Km/h

The results are provisional until the end of the limit for protest and appeals.

Time limit for protest expires 60' after publication of the results - ..... Time: .....

These data/results cannot be reproduced, stored and/or transmitted in whole or in part by any manner of electronic, mechanical, photocopying, recording, broadcasting or otherwise now known or herein after developed without the previous express consent by the copyright owner, except for reproduction in daily press and regular printed publications on sale to the public within 60 days of the event related to those data/results and always provided that copyright symbol appears together as follows below.

© DORNA, 2024



5245 m.

## GRAN PREMIO D'ITALIA BREMBO

## Practice

## Top Speed &amp; Average

8



Rider	Nation	Motorcycle	Top 5 speeds					Average	Top
44 <b>Po ESPARGARO</b>	SPA	KTM	366.1	366.1	363.6	363.6	362.4	363.8	<b>366.1</b>
31 <b>Pedro ACOSTA</b>	SPA	KTM	362.4	361.2	360.0	360.0	360.0	360.6	<b>362.4</b>
33 <b>Brad BINDER</b>	RSA	KTM	361.2	360.0	360.0	357.6	357.6	359.3	<b>361.2</b>
72 <b>Marco BEZZECCHI</b>	ITA	DUCATI	361.2	356.4	355.2	355.2	355.2	356.6	<b>361.2</b>
5 <b>Johann ZARCO</b>	FRA	HONDA	360.0	360.0	358.8	358.8	357.6	359.0	<b>360.0</b>
20 <b>Fabio QUARTARARO</b>	FRA	YAMAHA	360.0	358.8	358.8	358.8	357.6	358.6	<b>360.0</b>
43 <b>Jack MILLER</b>	AUS	KTM	360.0	360.0	357.6	357.6	357.6	358.3	<b>360.0</b>
30 <b>Takaaki NAKAGAMI</b>	JPN	HONDA	358.8	357.6	357.6	357.6	355.2	357.0	<b>358.8</b>
36 <b>Joan MIR</b>	SPA	HONDA	358.8	357.6	357.6	356.4	356.4	357.4	<b>358.8</b>
37 <b>Augusto FERNANDEZ</b>	SPA	KTM	358.8	357.6	357.6	356.4	356.4	357.2	<b>358.8</b>
41 <b>Aleix ESPARGARO</b>	SPA	APRILIA	358.8	355.2	355.2	354.0	352.9	354.8	<b>358.8</b>
42 <b>Alex RINS</b>	SPA	YAMAHA	358.8	354.0	354.0	354.0	351.7	354.5	<b>358.8</b>
49 <b>Fabio DI GIANNANTONIO</b>	ITA	DUCATI	358.8	354.0	351.7	351.7	350.6	352.1	<b>358.8</b>
88 <b>Miguel OLIVEIRA</b>	POR	APRILIA	358.8	356.4	356.4	355.2	355.2	356.0	<b>358.8</b>
89 <b>Jorge MARTIN</b>	SPA	DUCATI	358.8	356.4	356.4	355.2	355.2	356.1	<b>358.8</b>
1 <b>Francesco BAGNAIA</b>	ITA	DUCATI	357.6	355.2	354.0	354.0	354.0	355.0	<b>357.6</b>
10 <b>Luca MARINI</b>	ITA	HONDA	357.6	356.4	355.2	355.2	355.2	355.7	<b>357.6</b>
93 <b>Marc MARQUEZ</b>	SPA	DUCATI	357.6	355.2	354.0	354.0	352.9	354.1	<b>357.6</b>
73 <b>Alex MARQUEZ</b>	SPA	DUCATI	356.4	356.4	355.2	355.2	355.2	355.6	<b>356.4</b>
12 <b>Maverick VIÑALES</b>	SPA	APRILIA	355.2	354.0	354.0	352.9	351.7	352.5	<b>355.2</b>
21 <b>Franco MORBIDELLI</b>	ITA	DUCATI	354.0	352.9	351.7	351.7	350.6	351.9	<b>354.0</b>
25 <b>Raul FERNANDEZ</b>	SPA	APRILIA	354.0	351.7	350.6	350.6	350.6	351.4	<b>354.0</b>
23 <b>Enea BASTIANINI</b>	ITA	DUCATI	351.7	351.7	351.7	351.7	350.6	351.2	<b>351.7</b>
32 <b>Lorenzo SAVADORI</b>	ITA	APRILIA	351.7	349.5	348.3	348.3	347.2	348.7	<b>351.7</b>

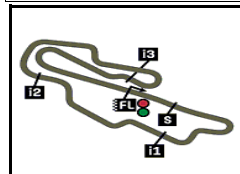
These data/results cannot be reproduced, stored and/or transmitted in whole or in part by any manner of electronic, mechanical, photocopying, recording, broadcasting or otherwise now known or herein after developed without the previous express consent by the copyright owner, except for reproduction in daily press and regular printed publications on sale to the public within 60 days of the event related to those data/results and always provided that copyright symbol appears together as follows below.

© DORNA, 2024

Official MotoGP Timing by TISSOT  
www.motogp.com



Mugello, Friday, May 31, 2024



5245 m.

# GRAN PREMIO D'ITALIA BREMBO

## Practice

### Chronological Analysis of Performances

9

\* Lap / Sector time cancelled

T1 Time from finish line to 1st intermediate

T3 Time from 2nd intermed. to 3rd intermed.

P Crossing the finish line in pit lane

T2 Time from 1st intermed. to 2nd intermed.

T4 Time from 3rd intermediate to finish line

\*\*Tyre data subject to further updates

Lap	Lap Time	T1	T2	T3	T4	Speed	Lap	Lap Time	T1	T2	T3	T4	Speed	
<b>1st</b>	<b>1</b>	<b>Francesco BAGNAIA</b> DUCATI ITA Ducati Lenovo Team						<b>Run # 2</b>	<b>Front Tyre Slick-Medium Rear Tyre Slick-Soft</b> 4 Laps at start 4 Laps at start					
		Runs=6	Total laps=20	Full laps=9	Valid laps=9		5	1'53.842	30.414	23.450	35.583	24.395	190.4	
<b>Run # 1</b>	<b>Front Tyre Slick-Medium Rear Tyre Slick-Soft</b> New Tyre New Tyre						6	1'46.607	25.094	22.622	34.740	24.151	349.5	
1	2'38.462	31.207	24.256	36.591	24.570	219.0	7	1'46.596	25.063	22.538	34.871	24.124	348.3	
2	1'47.084	25.140	22.779	35.043	24.122	354.0	8	1'46.397	25.048	22.544	34.791	24.014	349.5	
3	1'46.078	24.850	22.507	34.795	23.926	352.9	9	1'46.637	25.031	22.570	34.958	24.078	350.6	
4	1'54.840	30.637	24.196	35.839	24.168	357.6	10	1'46.877	25.108	22.605	35.014	24.150	349.5	
5	1'45.738	24.856	22.442	34.590	23.850	354.0	11	56.227 P	28.315				335.4	
6	53.983 P	26.307				355.2	<b>Run # 3</b>	<b>Front Tyre Slick-Medium Rear Tyre Slick-Soft</b> 11 Laps at start 11 Laps at start						
<b>Run # 2</b>	<b>Front Tyre Slick-Medium Rear Tyre Slick-Soft</b> 6 Laps at start 6 Laps at start						12	1'55.467	30.735	23.353	36.969	24.410	192.5	
7	1'58.635	35.126	23.590	35.532	24.387	215.5	13	1'46.924	25.092	22.717	35.019	24.096	351.7	
8	1'46.777	25.137	22.657	34.920	24.063	354.0	14	1'46.810	25.217	22.586	34.937	24.070	348.3	
9	1'46.218	24.879	22.571	34.829	23.939	351.7	15	1'46.895	25.072	22.647	35.071	24.105	349.5	
10	1'47.576	24.872	22.507	34.856	25.341	352.9	16	57.899 P	29.845				337.5	
11	1'46.170	24.856	22.561	34.764	23.989	350.6	<b>Run # 4</b>	<b>Front Tyre Slick-Medium Rear Tyre Slick-Soft</b> New Tyre New Tyre						
12	54.244 P	26.505				351.7	17	2'11.142	34.582	24.623	42.847	29.090	173.0	
<b>Run # 3</b>	<b>Front Tyre Slick-Medium Rear Tyre Slick-Soft</b> 12 Laps at start 12 Laps at start						18	1'57.831	27.323	27.691	37.513	25.304	339.6	
13	1'55.506	31.137	23.585	36.359	24.425	219.5	19	1'45.549	24.942	22.388	34.493	23.726	354.0	
14	51.489 P	25.031				349.5	20	53.801 P	27.041				341.7	
<b>Run # 4</b>	<b>Front Tyre Slick-Medium Rear Tyre Slick-Soft</b> New Tyre New Tyre						<b>Run # 5</b>	<b>Front Tyre Slick-Medium Rear Tyre Slick-Soft</b> 4 Laps at start New Tyre						
15	2'10.196	34.747	24.323	45.501	25.625	184.6	21	1'53.392	30.375	23.352	35.462	24.203	196.0	
16	1'53.777 P	28.741	23.386	38.477	23.173	350.6	22	1'45.211	24.672	22.297	34.393	23.849	350.6	
<b>Run # 5</b>	<b>Front Tyre Slick-Medium Rear Tyre Slick-Soft</b> 2 Laps at start New Tyre						23	2'00.569	31.201	25.789	38.374	25.205	354.0	
17	1'55.176	33.018	23.006	35.018	24.134	220.8	<b>3rd</b>	<b>Pedro ACOSTA</b> KTM SPA Red Bull GASGAS Tech3						
18	1'44.938	24.606	22.179	34.332	23.821	351.7		Runs=4 Total laps=18 Full laps=12 Valid laps=11						
19	52.816 P	25.154				352.9	<b>Run # 1</b>	<b>Front Tyre Slick-Medium Rear Tyre Slick-Soft</b> New Tyre New Tyre						
<b>Run # 6</b>	<b>Front Tyre Slick-Medium Rear Tyre Slick-Soft</b> 5 Laps at start 3 Laps at start						1	2'03.820	31.335	24.090	37.492	24.561	211.7	
20	1'56.755	31.616	23.423	36.983	24.733	193.5	2	1'48.093	25.434	23.362	35.239	24.058	362.4	
<b>2nd</b>	<b>42</b>	<b>Alex RINS</b> YAMAHA SPA Monster Energy Yamaha MotoGP Team						3	1'46.185	24.961	22.487	34.819	23.918	360.0
		Runs=5	Total laps=23	Full laps=14	Valid laps=14		4	1'46.026	24.844	22.584	34.669	23.929	361.2	
<b>Run # 1</b>	<b>Front Tyre Slick-Medium Rear Tyre Slick-Soft</b> New Tyre New Tyre						5	1'45.933	24.965	22.517	34.577	23.874	358.8	
1	2'29.708	38.562	24.207	36.791	24.684	93.9	6	1'49.660 *	27.510	23.257*	34.899	23.994	358.8	
2	1'49.999	25.241	22.867	37.920	23.971	354.0	7	2'04.367	40.953	23.833	35.303	24.278	358.8	
3	1'45.715	24.864	22.388	34.666	23.797	358.8	8	1'46.093	24.847	22.603	34.717	23.926	354.0	
4	54.391 P	27.104				350.6	9	52.067 P	24.875				354.0	
<b>Run # 2</b>	<b>Front Tyre Slick-Medium Rear Tyre Slick-Soft</b> 9 Laps at start 9 Laps at start						10	12'09.051 P	30.634	23.254	35.187	10'39.976	213.8	

**Fastest Lap:** Francesco BAGNAIA Ducati Lenovo Team ITA 1'44.938 24.606 22.179 34.332 23.821

These data/results cannot be reproduced, stored and/or transmitted in whole or in part by any manner of electronic, mechanical, photocopying, recording, broadcasting or otherwise now known or herein after developed without the previous express consent by the copyright owner, except for reproduction in daily press and regular printed publications on sale to the public within 60 days of the event related to those data/results and always provided that copyright symbol appears together as follows below.  
© DORNA, 2024

# Practice

# MotoGP

Lap	Lap Time	T1	T2	T3	T4	Speed	Lap	Lap Time	T1	T2	T3	T4	Speed
Run # 3	Front Tyre Slick-Medium		Rear Tyre Slick-Soft				5	1'52.871	28.951	23.600	36.164	24.156	352.9
	New Tyre		New Tyre				6	53.720 P	26.162			354.0	
11	1'54.476	30.635	23.871	35.614	24.356	216.8	Run # 2	Front Tyre Slick-Medium		Rear Tyre Slick-Soft			
12	1'46.302	25.058	22.526	34.642	24.076	354.0		6 Laps at start		6 Laps at start			
13	1'45.853	24.790	22.459	34.633	23.971	354.0	7	1'54.918	30.430	23.756	36.236	24.496	207.6
14	1'47.153 P	24.760	22.432	35.866	24.095	354.0	8	1'48.866	25.186	23.308	36.180	24.192	347.2
Run # 4	Front Tyre Slick-Medium		Rear Tyre Slick-Soft				9	1'46.440	24.936	22.654	34.950	23.900	351.7
	4 Laps at start		New Tyre				10	1'46.209	25.032	22.421	34.828	23.928	352.9
15	1'56.951 *	32.372	23.887	35.861	24.831*	210.9	11	1'50.259	26.558	23.979	35.697	24.025	339.6
16	1'45.500	24.744	22.253	34.610	23.893	360.0	12	1'45.952	24.867	22.409	34.860	23.816	349.5
17	1'45.326	24.700	22.249	34.538	23.839	360.0	13	55.001 P	26.746			347.2	
18	1'57.033	28.486	26.901	37.245	24.401	360.0	Run # 3	Front Tyre Slick-Soft		Rear Tyre Slick-Medium			
								New Tyre		New Tyre			

**4th 88 Miguel OLIVEIRA** APRILIA POR  
Trackhouse Racing  
Runs=4 Total laps=22 Full laps=15 Valid laps=15

Run #	Front Tyre	Slick-Medium	Rear Tyre	Slick-Soft	Speed
1	2'17.502	31.665	24.334	36.167	209.3
2	1'47.932	25.500	22.994	35.271	349.5
3	1'49.226	24.959	22.536	37.181	355.2
4	1'46.318	24.901	22.456	34.990	355.2
5	1'50.276	25.554	23.375	36.970	355.2
6	1'46.604	24.856	22.653	35.119	355.2
7	1'48.187	25.498	22.959	35.426	354.0
8	1'46.945	25.092	22.760	35.079	351.7
9	54.196 P	26.500			349.5

Run #	Front Tyre	Slick-Medium	Rear Tyre	Slick-Soft	Speed
10	1'55.496	31.213	23.831	35.872	216.0
11	1'47.777	25.290	22.994	35.096	348.3
12	1'47.096	25.057	22.774	35.000	349.5
13	1'47.073	25.027	22.762	35.092	350.6
14	54.131 P	26.366			352.9

Run #	Front Tyre	Slick-Medium	Rear Tyre	Slick-Soft	Speed
15	1'54.948	31.339	23.838	35.510	213.4
16	1'45.820	24.752	22.587	34.665	355.2
17	1'46.225	24.852	22.545	34.890	356.4
18	53.173 P	26.685			354.0

Run #	Front Tyre	Slick-Medium	Rear Tyre	Slick-Soft	Speed
19	1'50.258	27.602	23.004	35.371	241.6
20	1'45.340	24.730	22.283	34.592	358.8
21	1'59.195	28.814	23.859	42.122	343.9
22	1'54.081	31.082	23.536	35.206	356.4

**5th 93 Marc MARQUEZ** DUCATI SPA  
Gresini Racing MotoGP  
Runs=5 Total laps=24 Full laps=15 Valid laps=15

Run #	Front Tyre	Slick-Medium	Rear Tyre	Slick-Soft	Speed
1	2'01.510	31.502	24.702	36.129	207.2
2	1'51.162	25.120	23.011	37.736	350.6
3	1'45.582	24.850	22.343	34.628	354.0
4	1'47.163	25.141	22.912	35.023	355.2

Run #	Front Tyre	Slick-Soft	Rear Tyre	Slick-Medium	Speed
14	1'56.955	31.460	24.084	36.636	200.7
15	1'48.105	25.223	23.068	35.456	348.3
16	1'46.628	24.942	22.572	35.026	348.3
17	53.890 P	26.125			350.6

Run #	Front Tyre	Slick-Medium	Rear Tyre	Slick-Soft	Speed
18	2'17.626	33.362	30.003	45.508	205.7
19	1'55.108	25.724	23.098	39.072	352.9
20	50.551 P	24.719			349.5

Run #	Front Tyre	Slick-Medium	Rear Tyre	Slick-Soft	Speed
21	1'56.606	32.283	23.588	35.765	213.0
22	1'45.345	24.663	22.345	34.594	352.9
23	2'06.317	34.545	24.978	41.595	357.6
24	1'45.555	24.733	22.391	34.745	351.7

**6th 23 Enea BASTIANINI** DUCATI ITA  
Ducati Lenovo Team  
Runs=5 Total laps=22 Full laps=13 Valid laps=13

Run #	Front Tyre	Slick-Medium	Rear Tyre	Slick-Soft	Speed
1	2'31.570	31.134	24.428	36.281	204.9
2	1'47.214	25.263	22.795	34.897	349.5
3	1'46.513	24.933	22.617	34.912	351.7
4	56.616 P	28.358			351.7

Run #	Front Tyre	Slick-Medium	Rear Tyre	Slick-Soft	Speed
5	1'54.331	30.770	23.599	35.531	203.3
6	1'48.163	25.019	23.025	35.874	349.5
7	1'46.968	25.072	22.734	35.027	349.5
8	1'46.675	25.004	22.670	34.849	350.6
9	1'46.278	24.902	22.546	34.797	351.7
10	1'50.224	26.775	24.004	35.182	349.5
11	52.019 P	24.882			348.3

Run #	Front Tyre	Slick-Medium	Rear Tyre	Slick-Soft	Speed
12	1'53.263	30.083	23.295	35.366	215.1
13	1'46.675	24.969	22.644	34.890	349.5
14	1'46.709	24.917	22.741	34.873	345.0
15	53.029 P	25.950			347.2

**Fastest Lap:** Francesco BAGNAIA Ducati Lenovo Team ITA **1'44.938** 24.606 22.179 34.332 23.821

These data/results cannot be reproduced, stored and/or transmitted in whole or in part by any manner of electronic, mechanical, photocopying, recording, broadcasting or otherwise now known or herein after developed without the previous express consent by the copyright owner, except for reproduction in daily press and regular printed publications on sale to the public within 60 days of the event related to those data/results and always provided that copyright symbol appears together as follows below.  
© DORNA, 2024



# Practice

# MotoGP

Lap	Lap Time	T1	T2	T3	T4	Speed	Lap	Lap Time	T1	T2	T3	T4	Speed
<b>Run # 4</b>	Front Tyre Slick-Medium		Rear Tyre Slick-Soft				3	<b>1'46.243</b>	24.939	22.339	34.991	23.974	354.0
	New Tyre		New Tyre				4	<b>1'49.533</b>	24.930	25.308	35.327	23.968	<b>356.4</b>
16	2'05.480	30.967	23.568	41.696	29.249	200.3	5	<b>2'04.360</b>	36.392	27.104	36.597	24.267	355.2
17	<b>1'56.273</b>	26.324	23.249	41.761	24.939	351.7	6	<b>1'46.372</b>	24.903	22.510	34.964	23.995	352.9
18	<b>1'46.040</b>	24.822	22.591	34.515	24.112	350.6	7	55.201 P	27.370				352.9
19	51.281 P	25.280				349.5							

**7th 89** **Jorge MARTIN** DUCATI SPA  
 Prima Pramac Racing  
 Runs=4 Total laps=25 Full laps=18 Valid laps=16

<b>Run # 5</b>	Front Tyre Slick-Medium		Rear Tyre Slick-Soft			
	4 Laps at start		New Tyre			
20	1'58.836 *	30.383	28.766	35.604	24.083*	192.1
21	<b>1'45.453</b>	24.875	<b>22.382</b>	<b>34.338</b>	23.858	349.5
22	<b>1'45.403</b>	<b>24.657</b>	22.504	34.410	<b>23.832</b>	350.6

<b>Run # 1</b>	Front Tyre Slick-Medium		Rear Tyre Slick-Soft			
	New Tyre		4 Laps at start			
1	2'33.424	31.935	24.074	41.177	25.316	212.1
2	<b>1'47.131</b>	25.448	22.732	34.900	24.051	355.2
3	<b>1'46.525</b>	25.068	22.517	34.895	24.045	350.6
4	<b>1'55.267</b>	29.459	25.554	36.216	24.038	355.2
5	<b>1'47.347</b>	24.935	22.860	35.393	24.159	356.4
6	<b>1'46.360</b>	24.912	22.607	34.862	23.979	355.2
7	1'46.197 *	25.030	22.414	34.800	23.953*	356.4
8	55.263 P	27.207				349.5

<b>Run # 2</b>	Front Tyre Slick-Medium		Rear Tyre Slick-Medium			
	8 Laps at start		New Tyre			
9	1'56.103	32.812	23.639	35.447	24.205	202.6
10	<b>1'46.240</b>	24.854	22.528	34.814	24.044	354.0
11	<b>1'46.140</b>	24.892	22.453	34.775	24.020	352.9
12	<b>1'47.353</b>	24.895	23.281	35.063	24.114	354.0
13	<b>1'46.383</b>	24.886	22.527	35.046	23.924	354.0
14	<b>1'50.182</b>	27.369	23.192	35.431	24.190	350.6
15	<b>1'48.146</b>	24.881	23.813	35.329	24.123	352.9
16	52.721 P	25.033				349.5

<b>Run # 3</b>	Front Tyre Slick-Medium		Rear Tyre Slick-Soft			
	New Tyre		New Tyre			
17	1'55.685	30.072	25.493	35.944	24.176	207.2
18	<b>1'45.716</b>	24.884	22.489	<b>34.454</b>	23.889	350.6
19	<b>1'48.026</b>	<b>24.720</b>	22.364	34.694	26.248	349.5
20	1'47.209 *	24.766	<b>22.313</b>	34.718	25.412*	355.2
21	56.429 P	28.376				310.3

<b>Run # 4</b>	Front Tyre Slick-Medium		Rear Tyre Slick-Soft			
	5 Laps at start		New Tyre			
22	1'53.354	30.596	23.265	35.581	23.912	192.1
23	<b>1'45.405</b>	24.741	22.414	34.486	<b>23.764</b>	349.5
24	<b>2'17.308</b>	47.813	25.421	36.648	27.426	349.5
25	<b>1'47.420</b>	25.203	22.744	35.307	24.166	<b>358.8</b>

**8th 73** **Alex MARQUEZ** DUCATI SPA  
 Gresini Racing MotoGP  
 Runs=4 Total laps=24 Full laps=17 Valid laps=16

<b>Run # 1</b>	Front Tyre Slick-Medium		Rear Tyre Slick-Soft			
	New Tyre		New Tyre			
1	2'02.543	31.763	24.783	36.613	24.807	201.4
2	<b>1'48.038</b>	25.188	22.763	35.745	24.342	355.2

<b>Run # 2</b>	Front Tyre Slick-Medium		Rear Tyre Slick-Soft			
	7 Laps at start		7 Laps at start			
8	1'54.966	30.480	23.969	36.128	24.389	211.3
9	<b>1'47.441</b>	25.376	22.667	35.224	24.174	350.6
10	<b>1'46.782</b>	25.011	22.589	35.080	24.102	351.7
11	1'46.709 *	24.914	22.542	35.048	24.205*	350.6
12	<b>1'46.607</b>	25.040	22.520	34.954	24.093	349.5
13	<b>1'46.447</b>	24.965	22.512	34.942	24.028	351.7
14	<b>1'46.577</b>	24.920	22.515	35.077	24.065	349.5
15	<b>1'46.734</b>	25.055	22.614	35.001	24.064	348.3
16	55.511 P	26.602				350.6

<b>Run # 3</b>	Front Tyre Slick-Medium		Rear Tyre Slick-Soft			
	New Tyre		New Tyre			
17	1'59.772	35.374	24.050	36.055	24.293	144.3
18	<b>1'46.799</b>	24.897	22.595	35.176	24.131	352.9
19	<b>1'50.550</b>	24.892	22.319	38.531	24.808	352.9
20	50.649 P	24.857				350.6

<b>Run # 4</b>	Front Tyre Slick-Medium		Rear Tyre Slick-Soft			
	4 Laps at start		New Tyre			
21	1'54.683	31.224	23.615	35.567	24.277	187.1
22	<b>1'45.412</b>	<b>24.770</b>	<b>22.229</b>	<b>34.607</b>	<b>23.806</b>	355.2
23	<b>2'04.332</b>	31.472	25.796	42.692	24.372	356.4
24	<b>1'53.730</b>	29.539	24.351	35.687	24.153	355.2

**9th 12** **Maverick VIÑALES** APRILIA SPA  
 Aprilia Racing  
 Runs=4 Total laps=23 Full laps=16 Valid laps=15

<b>Run # 1</b>	Front Tyre Slick-Medium		Rear Tyre Slick-Soft			
	New Tyre		New Tyre			
1	2'32.682	30.326	23.715	36.159	24.756	198.1
2	<b>1'46.165</b>	25.075	22.381	34.706	24.003	352.9
3	<b>1'51.788</b>	26.174	25.350	35.935	24.329	354.0
4	<b>1'46.337</b>	24.952	22.429	34.875	24.081	354.0
5	<b>1'48.292</b>	26.248	22.809	35.124	24.111	351.7
6	<b>1'46.699</b>	25.005	22.592	34.971	24.131	351.7
7	<b>1'46.345</b>	25.001	22.430	34.846	24.068	351.7
8	<b>1'50.373</b>	27.374	23.265	35.443	24.291	349.5
9	<b>1'46.678</b>	25.071	22.395	35.009	24.203	348.3
10	<b>1'46.543</b>	25.010	22.502	34.949	24.082	348.3
11	1'48.822 P	25.080	22.467	35.071	26.204	348.3

<b>Run # 2</b>	Front Tyre Slick-Medium		Rear Tyre Slick-Medium			
	11 Laps at start		5 Laps at start			
12	1'56.659 *	30.825	24.381	36.397	25.056*	210.5
13	<b>1'47.198</b>	25.168	22.680	35.146	24.204	349.5
14	<b>1'46.501</b>	24.855	22.431	34.978	24.237	350.6
15	<b>1'46.510</b>	24.973	22.490	34.915	24.132	351.7
16	56.770 P	28.163				349.5

<b>Run # 3</b>	Front Tyre Slick-Medium		Rear Tyre Slick-Soft			
	New Tyre		New Tyre			
17	1'52.206	29.418	23.271	35.395	24.122	216.8

**Fastest Lap:** Francesco BAGNAIA Ducati Lenovo Team ITA **1'44.938** 24.606 22.179 34.332 23.821

These data/results cannot be reproduced, stored and/or transmitted in whole or in part by any manner of electronic, mechanical, photocopying, recording, broadcasting or otherwise now known or herein after developed without the previous express consent by the copyright owner, except for reproduction in daily press and regular printed publications on sale to the public within 60 days of the event related to those data/results and always provided that copyright symbol appears together as follows below.  
 © DORNA, 2024



# Practice

# MotoGP

Lap	Lap Time	T1	T2	T3	T4	Speed	Lap	Lap Time	T1	T2	T3	T4	Speed
18	<b>1'45.424</b>	24.719	22.283	<b>34.539</b>	<b>23.883</b>	351.7	11	<b>1'46.631</b>	24.968	22.607	34.915	24.141	351.7
19	57.275 P	27.683				351.7	12	<b>1'46.909</b>	25.051	22.630	35.059	24.169	351.7
<b>Run # 4</b>	Front Tyre Slick-Medium			Rear Tyre Slick-Soft			<b>Run # 3</b>	Front Tyre Slick-Medium			Rear Tyre Slick-Soft		
	3 Laps at start			New Tyre				4 Laps at start			New Tyre		
20	1'51.844	29.635	22.927	35.118	24.164	210.1	14	1'52.721	29.404	23.451	35.539	24.327	224.0
21	1'45.375 *	<b>24.717</b>	<b>22.196</b>	34.569	23.893*	351.7	15	<b>1'46.225</b>	24.881	22.551	34.680	24.113	355.2
22	<b>1'59.295</b>	24.771	22.678	40.971	30.875	<b>355.2</b>	16	<b>1'46.034</b>	24.771	22.494	34.688	24.081	351.7
23	<b>1'46.299</b>	25.239	22.347	34.787	23.926	343.9	17	53.983 P	27.697				354.0

**10th 41** **Alex ESPARGARO** APRILIA SPA  
Aprilia Racing

Runs=4 Total laps=18 Full laps=11 Valid laps=11

Run #	Front Tyre	Slick-Medium	Rear Tyre	Slick-Soft
<b>Run # 1</b>	New Tyre		New Tyre	
1	2'29.206	31.273	24.213	37.018 24.788 213.8
2	<b>1'47.829</b>	25.433	22.943	35.089 24.364 347.2
3	<b>1'47.074</b>	25.443	22.671	34.920 24.040 338.5
4	<b>1'46.735</b>	25.120	22.538	34.883 24.194 355.2
5	<b>1'46.659</b>	25.085	22.692	34.817 24.065 346.1
6	1'49.151 P	25.017	22.546	34.933 26.655 352.9

Run #	Front Tyre	Slick-Medium	Rear Tyre	Slick-Soft	
<b>Run # 2</b>	6 Laps at start		6 Laps at start		
7	1'55.068	30.913	23.810	35.514 24.831 199.2	
8	<b>1'47.249</b>	25.198	22.844	35.054 24.153 348.3	
9	<b>1'46.776</b>	25.031	22.647	34.918 24.180 348.3	
10	<b>1'46.652</b>	25.009	22.581	34.952 24.110 347.2	
11	59.125 P	28.458			349.5

Run #	Front Tyre	Slick-Medium	Rear Tyre	Slick-Soft
<b>Run # 3</b>	New Tyre		New Tyre	
12	1'57.113	30.614	25.586	36.788 24.125 191.4
13	<b>1'45.950</b>	24.903	22.566	34.578 23.903 355.2
14	1'55.022 P	24.797	22.668	40.330 27.227 <b>358.8</b>

Run #	Front Tyre	Slick-Medium	Rear Tyre	Slick-Soft
<b>Run # 4</b>	3 Laps at start		New Tyre	
15	1'57.877	34.975	23.349	35.612 23.941 124.8
16	<b>1'45.461</b>	<b>24.786</b>	<b>22.369</b>	<b>34.495</b> <b>23.811</b> 354.0
17	<b>2'16.407</b>	38.015	24.165	42.377 31.850 352.9
18	<b>2'16.484</b>	39.438	27.375	43.325 26.346 349.5

**11th 20** **Fabio QUARTARARO** YAMAHA FRA  
Monster Energy Yamaha MotoGP Team

Runs=4 Total laps=21 Full laps=14 Valid laps=14

Run #	Front Tyre	Slick-Medium	Rear Tyre	Slick-Soft	
<b>Run # 1</b>	4 Laps at start		New Tyre		
1	2'30.508	31.597	24.221	39.202 24.764 204.5	
2	<b>1'46.548</b>	24.982	22.716	34.720 24.130 357.6	
3	<b>1'46.011</b>	24.742	22.544	34.600 24.125 351.7	
4	<b>1'59.878</b>	29.791	27.191	38.705 24.191 354.0	
5	<b>1'49.541</b>	25.674	22.993	35.596 25.278 358.8	
6	51.654 P	24.988			<b>360.0</b>

Run #	Front Tyre	Slick-Medium	Rear Tyre	Slick-Soft
<b>Run # 2</b>	10 Laps at start		6 Laps at start	
7	1'53.826	30.572	23.588	35.504 24.162 225.0
8	<b>1'46.406</b>	24.909	22.676	34.771 24.050 356.4
9	<b>1'46.160</b>	24.808	22.552	34.722 24.078 358.8
10	<b>1'46.536</b>	24.941	22.608	34.776 24.211 358.8

**12th 49** **Fabio DI GIANNANTONI** DUCATI ITA  
Pertamina Enduro VR46 Racing Team

Runs=5 Total laps=23 Full laps=14 Valid laps=13

Run #	Front Tyre	Slick-Medium	Rear Tyre	missing data	
<b>Run # 1</b>	New Tyre		Laps at start		
1	2'06.929	31.197	24.702	36.574 24.627 206.5	
2	<b>1'47.612</b>	25.292	22.823	35.188 24.309 349.5	
3	<b>1'47.724</b>	24.957	22.624	35.401 24.742 351.7	
4	<b>1'46.821</b>	25.192	22.627	34.869 24.133 <b>358.8</b>	
5	<b>1'46.669</b>	25.076	22.522	34.951 24.120 349.5	
6	<b>1'46.460</b>	24.899	22.588	34.863 24.110 350.6	
7	<b>1'46.818</b>	25.002	22.642	34.987 24.187 350.6	
8	59.706 P	29.708			348.3

Run #	Front Tyre	Slick-Medium	Rear Tyre	missing data
<b>Run # 2</b>	8 Laps at start		Laps at start	
9	1'55.994	32.818	23.593	35.240 24.343 198.8
10	<b>1'46.272</b>	24.961	22.622	34.642 24.047 347.2
11	<b>1'45.968</b>	24.798	22.405	34.698 24.067 350.6
12	<b>1'52.266</b>	27.357	24.861	35.760 24.288 350.6
13	1'49.487 P	24.900	22.508	35.826 26.253 350.6

Run #	Front Tyre	Slick-Medium	Rear Tyre	Slick-Soft	
<b>Run # 3</b>	13 Laps at start		New Tyre		
14	1'55.347 *	31.236	23.359	35.440 25.312* 209.3	
15	<b>1'47.888</b>	25.089	23.436	35.165 24.198 345.0	
16	55.185 P	24.987			347.2

Run #	Front Tyre	Slick-Medium	Rear Tyre	Slick-Soft	
<b>Run # 4</b>	New Tyre		New Tyre		
17	1'54.590 *	31.211	23.327	35.450 24.602* 204.9	
18	1'57.527 *	26.279	28.631	36.900 25.717* 354.0	
19	<b>1'45.674</b>	24.898	22.373	<b>34.497</b> <b>23.906</b> 348.3	
20	53.161 P	25.551			351.7

Run #	Front Tyre	Slick-Medium	Rear Tyre	Slick-Soft
<b>Run # 5</b>	4 Laps at start		New Tyre	
21	1'52.329	29.945	22.895	35.202 24.287 207.2
22	<b>1'52.990</b>	24.955	22.423	34.594 31.018 345.0
23	<b>1'45.650</b>	<b>24.750</b>	<b>22.363</b>	34.531 24.006 349.5

**Fastest Lap:** Francesco BAGNAIA Ducati Lenovo Team ITA **1'44.938** 24.606 22.179 34.332 23.821

These data/results cannot be reproduced, stored and/or transmitted in whole or in part by any manner of electronic, mechanical, photocopying, recording, broadcasting or otherwise now known or herein after developed without the previous express consent by the copyright owner, except for reproduction in daily press and regular printed publications on sale to the public within 60 days of the event related to those data/results and always provided that copyright symbol appears together as follows below.  
© DORNA, 2024



## Practice

## MotoGP

Lap	Lap Time	T1	T2	T3	T4	Speed	Lap	Lap Time	T1	T2	T3	T4	Speed			
<b>13th</b>	<b>33</b>	<b>Brad BINDER</b>					KTM	RSA	15	<b>1'46.846</b>	25.091	22.617	35.084	24.054	349.5	
		Red Bull KTM Factory Racing							16	<b>1'55.781</b>	30.558	24.754	35.515	24.954	351.7	
		Runs=4 Total laps=23 Full laps=16 Valid laps=13							17	<b>1'47.192</b>	25.250	22.702	35.046	24.194	349.5	
									18	55.669 P	27.057				349.5	
<b>Run #</b>	<b>1</b>	<b>Front Tyre Slick-Medium</b>		<b>Rear Tyre Slick-Soft</b>				<b>Run #</b>	<b>3</b>	<b>Front Tyre Slick-Medium</b>		<b>Rear Tyre Slick-Soft</b>				
		<b>New Tyre</b>		<b>New Tyre</b>						<b>New Tyre</b>		<b>New Tyre</b>				
1	2'08.695	31.394	24.509	36.278	24.697	217.7		19	1'58.907	35.247	23.675	35.507	24.478	122.4		
2	1'54.537 *	29.655	24.171	36.257	24.454*	360.0		20	<b>1'50.495</b>	24.983	22.663	38.147	24.702	351.7		
3	1'47.496 *	25.229	22.956	34.939	24.372*	356.4		21	<b>1'46.510</b>	25.103	22.435	34.835	24.137	356.4		
4	<b>1'47.641</b>	24.956	22.886	35.067	24.732	357.6		22	1'00.086 P	32.483				351.7		
5	<b>1'46.934</b>	25.053	22.721	34.951	24.209	356.4		<b>Run #</b>	<b>4</b>	<b>Front Tyre Slick-Medium</b>		<b>Rear Tyre Slick-Soft</b>				
6	<b>1'46.938</b>	25.065	22.796	34.912	24.165	356.4				<b>4 Laps at start</b>		<b>New Tyre</b>				
7	1'05.582 P	34.504				355.2		23	1'59.777	34.943	24.160	36.114	24.560	128.8		
<b>Run #</b>	<b>2</b>	<b>Front Tyre Slick-Medium</b>		<b>Rear Tyre Slick-Soft</b>				24	<b>1'46.783</b>	24.921	22.462	34.972	24.428	<b>361.2</b>		
		<b>7 Laps at start</b>		<b>7 Laps at start</b>				25	<b>1'46.701</b>	25.152	22.805	34.751	23.993	355.2		
8	1'53.740	29.715	23.709	35.709	24.607	223.1		26	<b>1'45.729</b>	<b>24.688</b>	<b>22.367</b>	<b>34.729</b>	<b>23.945</b>	355.2		
9	<b>1'47.157</b>	25.087	22.847	34.955	24.268	356.4		<b>15th</b>	<b>21</b>	<b>Franco MORBIDELLI</b>					DUCATI	ITA
10	<b>1'46.700</b>	24.968	22.688	34.837	24.207	356.4				Prima Pramac Racing						
11	<b>1'46.942</b>	24.999	22.534	34.975	24.434	354.0				Runs=5 Total laps=22 Full laps=13 Valid laps=13						
12	<b>1'46.687</b>	25.010	22.542	34.871	24.264	354.0		<b>Run #</b>	<b>1</b>	<b>Front Tyre Slick-Medium</b>		<b>Rear Tyre Slick-Medium</b>				
13	<b>1'48.811</b>	25.038	24.325	35.134	24.314	355.2				<b>New Tyre</b>		<b>New Tyre</b>				
14	<b>1'46.660</b>	24.985	22.673	34.844	24.158	355.2		1	2'00.753	31.596	24.521	36.480	24.856	204.5		
15	58.131 P	27.245				354.0		2	<b>1'48.391</b>	25.429	23.151	35.443	24.368	349.5		
<b>Run #</b>	<b>3</b>	<b>Front Tyre Slick-Medium</b>		<b>Rear Tyre Slick-Soft</b>				3	<b>1'47.466</b>	25.145	22.794	35.378	24.149	349.5		
		<b>New Tyre</b>		<b>New Tyre</b>				4	<b>1'46.752</b>	24.982	22.653	35.117	24.000	351.7		
16	1'55.105	29.303	25.523	36.034	24.245	223.1		5	<b>1'46.436</b>	24.926	22.651	34.826	24.033	350.6		
17	<b>1'45.992</b>	24.844	22.599	34.585	<b>23.964</b>	<b>361.2</b>		6	<b>1'46.702</b>	25.035	22.645	34.941	24.081	349.5		
18	<b>1'45.982</b>	24.716	22.421	34.765	24.080	360.0		7	56.528 P	27.694				349.5		
19	57.031 P	28.151				355.2		<b>Run #</b>	<b>2</b>	<b>Front Tyre Slick-Medium</b>		<b>Rear Tyre Slick-Medium</b>				
<b>Run #</b>	<b>4</b>	<b>Front Tyre Slick-Medium</b>		<b>Rear Tyre Slick-Soft</b>						<b>7 Laps at start</b>		<b>7 Laps at start</b>				
		<b>4 Laps at start</b>		<b>New Tyre</b>				8	1'54.702	30.797	23.645	35.915	24.345	205.7		
20	1'54.559 *	31.298	23.447	35.514	24.300*	189.1		9	<b>1'47.224</b>	25.003	22.839	35.193	24.189	348.3		
21	1'45.135 *	<b>24.683</b>	<b>22.200</b>	<b>34.370</b>	23.882*	357.6		10	<b>1'46.639</b>	24.961	22.650	34.928	24.100	349.5		
22	<b>1'45.698</b>	24.810	22.327	34.462	24.099	356.4		11	56.969 P	28.297				349.5		
23	<b>1'59.840</b>	33.829	24.383	36.991	24.637	356.4		<b>Run #</b>	<b>3</b>	<b>Front Tyre Slick-Medium</b>		<b>Rear Tyre Slick-Medium</b>				
<b>14th</b>	<b>72</b>	<b>Marco BEZZECCHI</b>					DUCATI	ITA			<b>11 Laps at start</b>		<b>11 Laps at start</b>			
		Pertamina Enduro VR46 Racing Team							12	1'54.538	30.850	23.745	35.528	24.415	215.1	
		Runs=4 Total laps=26 Full laps=19 Valid laps=18							13	<b>1'47.113</b>	25.045	22.829	35.061	24.178	350.6	
<b>Run #</b>	<b>1</b>	<b>Front Tyre Slick-Medium</b>		<b>Rear Tyre Slick-Soft</b>				14	53.688 P	25.130				348.3		
		<b>New Tyre</b>		<b>New Tyre</b>				<b>Run #</b>	<b>4</b>	<b>Front Tyre Slick-Medium</b>		<b>Rear Tyre Slick-Soft</b>				
1	2'01.933	31.630	24.782	36.122	24.979	203.7				<b>New Tyre</b>		<b>New Tyre</b>				
2	<b>1'47.664</b>	25.335	22.773	35.433	24.123	352.9		15	1'52.951	30.055	23.371	35.331	24.194	216.4		
3	<b>1'46.809</b>	24.986	22.617	35.098	24.108	355.2		16	<b>1'46.323</b>	24.965	22.648	34.817	23.893	348.3		
4	<b>1'46.141</b>	24.877	22.514	34.751	23.999	350.6		17	<b>1'45.935</b>	24.872	22.452	<b>34.627</b>	23.984	349.5		
5	<b>1'49.321</b>	27.120	22.794	35.059	24.348	349.5		18	57.910 P	27.754				349.5		
6	<b>1'46.214</b>	24.839	22.469	34.876	24.030	354.0		<b>Run #</b>	<b>5</b>	<b>Front Tyre Slick-Medium</b>		<b>Rear Tyre Slick-Soft</b>				
7	<b>1'52.022</b>	28.432	24.182	35.269	24.139	352.9				<b>4 Laps at start</b>		<b>New Tyre</b>				
8	<b>1'46.564</b>	25.054	22.509	34.920	24.081	352.9		19	2'02.152 *	34.994	25.547	36.413	25.198*	151.8		
9	58.262 P	28.347				349.5		20	<b>1'46.020</b>	24.806	<b>22.415</b>	34.815	23.984	352.9		
<b>Run #</b>	<b>2</b>	<b>Front Tyre Slick-Medium</b>		<b>Rear Tyre Slick-Soft</b>				21	<b>1'45.759</b>	<b>24.770</b>	22.426	34.708	<b>23.855</b>	351.7		
		<b>9 Laps at start</b>		<b>9 Laps at start</b>				22	<b>2'01.827</b>	31.764	25.986	38.657	25.420	<b>354.0</b>		
10	1'54.097	30.406	23.348	35.539	24.804	216.4										
11	1'47.353 *	25.132	22.601	35.323	24.297*	350.6										
12	<b>1'49.471</b>	24.905	22.653	37.639	24.274	351.7										
13	<b>1'46.953</b>	25.179	22.616	35.055	24.103	351.7										
14	<b>1'46.513</b>	24.979	22.468	35.015	24.051	351.7										

**Fastest Lap:** Francesco BAGNAIA Ducati Lenovo Team ITA **1'44.938** 24.606 22.179 34.332 23.821

These data/results cannot be reproduced, stored and/or transmitted in whole or in part by any manner of electronic, mechanical, photocopying, recording, broadcasting or otherwise now known or herein after developed without the previous express consent by the copyright owner, except for reproduction in daily press and regular printed publications on sale to the public within 60 days of the event related to those data/results and always provided that copyright symbol appears together as follows below.  
© DORNA, 2024

## Practice

## MotoGP

Lap	Lap Time	T1	T2	T3	T4	Speed	Lap	Lap Time	T1	T2	T3	T4	Speed	
<b>16th</b>	<b>25</b>	<b>Raul FERNANDEZ</b>					APRILIA	SPA						
		Trackhouse Racing												
		Runs=4	Total laps=21	Full laps=14	Valid laps=14									
Run #	1	Front Tyre	Slick-Medium	Rear Tyre	Slick-Medium		Run #	3	Front Tyre	Slick-Medium	Rear Tyre	Slick-Soft		
		New Tyre		New Tyre					New Tyre		New Tyre			
15	2'01.534	32.865	23.722	36.943	24.975	187.1	15	2'01.534	33.573	24.069	39.538	24.354	166.1	
16	<b>1'45.798</b>	25.698	22.942	34.801	24.261	349.5	16	<b>1'45.798</b>	24.857	22.407	<b>34.776</b>	<b>23.758</b>	355.2	
17	1'55.686 P	25.100	22.513	34.732	24.316	349.5	17	1'55.686 P	24.925	22.464	40.233	28.064	355.2	
Run #	4	Front Tyre	Slick-Medium	Rear Tyre	Slick-Soft		Run #	4	Front Tyre	Slick-Medium	Rear Tyre	Slick-Soft		
		3 Laps at start		New Tyre					3 Laps at start		New Tyre			
18	2'01.173	25.008	22.611	34.624	24.195	350.6	18	2'01.173	31.379	28.112	36.854	24.828	191.4	
19	<b>1'45.951</b>	25.141	22.599	34.964	24.243	347.2	19	<b>1'45.951</b>	24.917	<b>22.379</b>	34.823	23.832	360.0	
20	<b>1'46.494</b>	25.038	22.470	34.843	24.143	350.6	20	<b>2'05.489</b>	33.902	24.546	42.471	24.570	355.2	
21	<b>1'46.393</b>	24.965	22.542	34.757	24.129	350.6	21	<b>1'46.412</b>	25.005	22.523	34.960	23.924	357.6	
8	57.803 P	29.178			349.5									
Run #	2	Front Tyre	Slick-Medium	Rear Tyre	Slick-Soft									
		8 Laps at start		New Tyre										
9	1'54.054	30.623	23.532	35.409	24.490	206.1								
10	<b>1'46.194</b>	25.009	22.490	34.546	24.149	346.1								
11	<b>1'46.312</b>	24.976	22.521	34.666	24.149	347.2								
12	<b>1'49.447</b>	24.905	22.621	37.319	24.602	348.3								
13	1'01.729 P	29.533			349.5									
Run #	3	Front Tyre	Slick-Medium	Rear Tyre	Slick-Soft									
		New Tyre		New Tyre										
14	1'55.220	30.505	23.513	36.764	24.438	208.0								
15	<b>1'50.268</b>	26.272	24.918	34.924	24.154	351.7								
16	<b>1'45.784</b>	24.861	22.514	34.516	<b>23.893</b>	349.5								
17	54.189 P	26.996			<b>354.0</b>									
Run #	4	Front Tyre	Slick-Medium	Rear Tyre	Slick-Soft									
		4 Laps at start		New Tyre										
18	1'52.980	30.507	23.121	34.954	24.398	209.3								
19	<b>1'47.273</b>	<b>24.796</b>	22.856	35.199	24.422	348.3								
20	<b>1'45.798</b>	24.874	22.474	<b>34.455</b>	23.995	350.6								
21	<b>1'49.385</b>	24.802	<b>22.467</b>	34.845	27.271	349.5								
<b>17th</b>	<b>43</b>	<b>Jack MILLER</b>					KTM	AUS						
		Red Bull KTM Factory Racing												
		Runs=4	Total laps=21	Full laps=14	Valid laps=13									
Run #	1	Front Tyre	Slick-Medium	Rear Tyre	Slick-Soft		Run #	4	Front Tyre	Slick-Medium	Rear Tyre	Slick-Soft		
		New Tyre		New Tyre					4 Laps at start		New Tyre			
1	2'10.459	30.470	24.460	36.099	24.364	218.6	16	2'04.075	29.219	33.991	36.555	24.310	223.1	
2	<b>1'56.620</b>	27.522	23.952	40.743	24.403	357.6	17	<b>1'46.078</b>	<b>24.884</b>	<b>22.389</b>	<b>34.827</b>	<b>23.978</b>	360.0	
3	<b>1'46.708</b>	24.896	22.702	35.118	23.992	357.6	18	<b>2'03.452</b>	32.343	26.677	38.159	26.273	356.4	
4	<b>1'46.333</b>	<b>24.822</b>	22.445	34.983	24.083	357.6	19	<b>2'05.610</b>	34.872	26.137	38.699	25.902	366.1	
5	<b>1'46.610</b>	24.921	22.857	34.995	23.837	356.4								
6	<b>1'52.783</b>	26.881	25.915	35.542	24.445	<b>360.0</b>								
7	<b>1'46.700</b>	24.863	22.610	35.065	24.162	356.4								
8	57.430 P	27.953			357.6									
Run #	2	Front Tyre	Slick-Medium	Rear Tyre	Slick-Soft		Run #	4	Front Tyre	Slick-Medium	Rear Tyre	Slick-Soft		
		8 Laps at start		8 Laps at start					4 Laps at start		New Tyre			
9	1'55.139	31.183	23.947	35.775	24.234	202.2	16	2'04.075	29.219	33.991	36.555	24.310	223.1	
10	<b>1'47.378</b>	25.348	22.892	35.115	24.023	356.4	17	<b>1'46.078</b>	<b>24.884</b>	<b>22.389</b>	<b>34.827</b>	<b>23.978</b>	360.0	
11	<b>1'46.822</b>	25.052	22.654	35.210	23.906	356.4	18	<b>2'03.452</b>	32.343	26.677	38.159	26.273	356.4	
12	1'48.792 *	25.075	22.698	35.365	25.654*	355.2	19	<b>2'05.610</b>	34.872	26.137	38.699	25.902	366.1	
13	<b>1'47.569</b>	25.141	22.855	35.511	24.062	351.7								
14	57.568 P	27.368			352.9									
<b>19th</b>	<b>30</b>	<b>Takaaki NAKAGAMI</b>					HONDA	JPN						
		IDEMITSU Honda LCR												
		Runs=4	Total laps=22	Full laps=15	Valid laps=11									
Run #	1	Front Tyre	Slick-Medium	Rear Tyre	Slick-Soft		Run #	1	Front Tyre	Slick-Medium	Rear Tyre	Slick-Soft		
		New Tyre		New Tyre					New Tyre		New Tyre			
1	2'07.158	32.557	24.985	36.965	24.545	191.8	1	2'07.158	32.557	24.985	36.965	24.545	191.8	
2	<b>1'47.627</b>	25.446	22.995	35.096	24.090	357.6	2	<b>1'47.627</b>	25.446	22.995	35.096	24.090	357.6	
3	<b>1'47.366</b>	25.063	22.690	35.119	24.494	<b>358.8</b>	3	<b>1'47.366</b>	25.063	22.690	35.119	24.494	<b>358.8</b>	
4	1'48.665 *	26.239	22.893	35.352	24.181*	339.6	4	1'48.665 *	26.239	22.893	35.352	24.181*	339.6	
5	<b>1'46.585</b>	25.061	22.693	34.876	23.955	352.9	5	<b>1'46.585</b>	25.061	22.693	34.876	23.955	352.9	
6	55.887 P	26.842			355.2		6	55.887 P	26.842			355.2		

**Fastest Lap:** Francesco BAGNAIA      Ducati Lenovo Team      ITA      **1'44.938**      24.606      22.179      34.332      23.821

These data/results cannot be reproduced, stored and/or transmitted in whole or in part by any manner of electronic, mechanical, photocopying, recording, broadcasting or otherwise now known or herein after developed without the previous express consent by the copyright owner, except for reproduction in daily press and regular printed publications on sale to the public within 60 days of the event related to those data/results and always provided that copyright symbol appears together as follows below.  
© DORNA, 2024



# Practice

# MotoGP

Lap	Lap Time	T1	T2	T3	T4	Speed	Lap	Lap Time	T1	T2	T3	T4	Speed
20	1'54.709	30.636	23.524	35.986	24.563	207.2	20	1'54.709	30.636	23.524	35.986	24.563	207.2
21	<b>1'46.514</b>	24.979	<b>22.537</b>	34.817	24.181	<b>360.0</b>	21	<b>1'46.514</b>	24.979	<b>22.537</b>	34.817	24.181	<b>360.0</b>
22	<b>2'12.480</b>	25.029	34.068	42.416	30.967	356.4	22	<b>2'12.480</b>	25.029	34.068	42.416	30.967	356.4
23	<b>1'47.439</b>	25.238	22.984	35.091	24.126	360.0	23	<b>1'47.439</b>	25.238	22.984	35.091	24.126	360.0
<b>21st 36</b> <b>Joan MIR</b> HONDA SPA							Repsol Honda Team						
Runs=5 Total laps=21 Full laps=12 Valid laps=12													
15	1'59.661	33.951	25.036	36.357	24.317	164.8	1	2'02.634	31.435	24.748	36.642	24.724	204.9
16	<b>1'46.764</b>	24.997	22.728	35.014	24.025	350.6	2	<b>1'48.072</b>	25.382	22.865	35.548	24.277	350.6
17	1'55.477 *	24.986	24.676*	39.912	25.903	350.6	3	<b>1'47.190</b>	25.194	22.645	35.077	24.274	354.0
18	59.073 P	28.508				350.6	4	<b>2'07.950</b>	24.999	22.663	35.116	45.172	354.0
<b>20th 5</b> <b>Johann ZARCO</b> HONDA FRA							5						
CASTROL Honda LCR													
Runs=5 Total laps=23 Full laps=14 Valid laps=14													
19	1'58.756	33.227	24.649	36.418	24.462	170.6	5	<b>1'50.528</b>	26.599	23.546	35.787	24.596	352.9
20	1'47.220 *	25.087	22.811	35.182	24.140*	357.6	6	1'49.445 P	25.171	22.930	35.217	26.127	352.9
21	<b>1'46.079</b>	24.898	<b>22.523</b>	<b>34.743</b>	<b>23.915</b>	355.2	Run # 2	Front Tyre Slick-Medium Rear Tyre Slick-Soft					
22	<b>1'46.765</b>	<b>24.867</b>	22.790	35.019	24.089	357.6	6 Laps at start		6 Laps at start				
							7	1'54.054	29.566	23.894	36.118	24.476	216.8
							8	<b>1'47.616</b>	25.425	22.741	35.210	24.240	<b>358.8</b>
							9	<b>1'46.978</b>	25.081	22.642	35.035	24.220	356.4
							10	1'48.809 P	24.994	22.711	35.190	25.914	355.2
							Run # 3	Front Tyre Slick-Medium Rear Tyre Slick-Soft					
							10 Laps at start		10 Laps at start				
							11	1'53.368	29.630	23.513	35.577	24.648	215.5
							12	<b>1'48.276</b>	25.319	23.027	35.398	24.532	350.6
							13	1'48.273 P	25.179	22.734	35.234	25.126	350.6
							Run # 4	Front Tyre Slick-Medium Rear Tyre Slick-Soft					
							New Tyre		New Tyre				
							14	2'00.328	35.957	23.990	36.099	24.282	143.2
							15	<b>1'46.960</b>	25.026	22.583	35.141	24.210	357.6
							16	<b>1'50.858</b>	24.959	<b>22.532</b>	38.445	24.922	357.6
							17	<b>1'46.584</b>	<b>24.935</b>	22.577	<b>34.910</b>	<b>24.162</b>	355.2
							18	55.288 P	27.203				352.9
							Run # 5	Front Tyre Slick-Medium Rear Tyre Slick-Soft					
							5 Laps at start		New Tyre				
							19	1'59.522	31.214	28.389	35.519	24.400	200.0
							20	<b>1'57.180</b>	24.997	24.875	42.998	24.310	354.0
							21	<b>1'53.601</b>	29.341	24.403	35.648	24.209	356.4
							Run # 1	Front Tyre Slick-Medium Rear Tyre Slick-Soft					
							New Tyre		New Tyre				
							1	2'33.590	44.094	24.737	43.586	25.229	211.7
							2	<b>1'47.969</b>	25.711	22.751	35.212	24.295	<b>351.7</b>
							3	<b>1'52.905</b>	25.154	23.518	37.712	26.521	345.0
							4	<b>1'47.513</b>	25.233	22.683	35.331	24.266	346.1
							5	<b>1'47.688</b>	25.176	22.795	35.424	24.293	347.2
							6	<b>1'55.926</b>	26.803	27.295	37.150	24.678	336.4
							7	55.767 P	27.107				342.8
							Run # 2	Front Tyre Slick-Medium Rear Tyre Slick-Soft					
							7 Laps at start		7 Laps at start				
							8	2'08.986	38.524	26.653	39.101	24.708	181.5
							9	<b>1'57.337</b>	30.299	23.934	38.493	24.611	349.5

**Fastest Lap:** Francesco BAGNAIA Ducati Lenovo Team ITA **1'44.938** 24.606 22.179 34.332 23.821

These data/results cannot be reproduced, stored and/or transmitted in whole or in part by any manner of electronic, mechanical, photocopying, recording, broadcasting or otherwise now known or herein after developed without the previous express consent by the copyright owner, except for reproduction in daily press and regular printed publications on sale to the public within 60 days of the event related to those data/results and always provided that copyright symbol appears together as follows below.  
© DORNA, 2024

Official MotoGP Timing by TISSOT  
www.motogp.com



Mugello, Friday, May 31, 2024

# Practice

# MotoGP

Lap	Lap Time	T1	T2	T3	T4	Speed	Lap	Lap Time	T1	T2	T3	T4	Speed
10	<b>1'49.603</b>	25.511	23.066	36.442	24.584	347.2	2	<b>1'50.058</b>	25.903	23.458	35.769	24.928	354.0
11	<b>1'48.874</b>	25.436	22.916	35.859	24.663	348.3	3	<b>1'48.756</b>	25.433	23.073	35.594	24.656	356.4
12	<b>1'48.806</b>	25.517	22.982	35.678	24.629	345.0	4	1'49.633 *	26.618	23.126	35.410	24.479*	355.2
13	59.479 P	29.653				342.8	5	56.287 P	28.222				355.2

Run #	3	Front Tyre	Slick-Medium	Rear Tyre	Slick-Soft
		New Tyre		New Tyre	

14	2'17.706	47.110	24.950	36.688	28.958	79.7
15	<b>1'46.740</b>	<b>25.104</b>	22.672	<b>34.957</b>	<b>24.007</b>	346.1
16	<b>1'50.412</b>	25.237	24.208	36.044	24.923	348.3
17	54.150 P	26.641				337.5

Run #	4	Front Tyre	Slick-Medium	Rear Tyre	Slick-Soft
		4 Laps at start		New Tyre	

18	1'57.327	32.078	23.651	36.421	25.177	205.7
19	<b>1'47.255</b>	25.145	<b>22.640</b>	35.092	24.378	341.7
20	<b>2'03.074</b>	32.671	27.830	37.800	24.773	346.1
21	<b>1'48.748</b>	25.415	23.047	35.741	24.545	346.1

**23rd 37** **Augusto FERNANDEZ** KTM SPA  
 Red Bull GASGAS Tech3  
 Runs=4 Total laps=21 Full laps=14 Valid laps=14

Run #	1	Front Tyre	Slick-Medium	Rear Tyre	Slick-Soft
		New Tyre		New Tyre	

1	2'11.095	31.799	24.709	36.525	24.534	207.6
2	<b>1'53.458</b>	25.479	23.268	37.974	26.737	356.4
3	<b>1'47.408</b>	25.263	22.923	35.093	24.129	357.6
4	<b>1'47.132</b>	25.012	22.850	35.255	<b>24.015</b>	356.4
5	<b>1'47.466</b>	25.085	22.820	35.414	24.147	354.0
6	<b>1'51.836</b>	25.045	23.103	37.745	25.943	355.2
7	55.974 P	25.359				355.2

Run #	2	Front Tyre	Slick-Medium	Rear Tyre	Slick-Soft
		7 Laps at start		7 Laps at start	

8	1'58.836 *	31.339	24.577	38.091	24.829*	181.2
9	<b>1'48.236</b>	25.392	23.046	35.372	24.426	352.9
10	<b>1'48.493</b>	25.833	22.989	35.365	24.306	348.3
11	<b>1'47.451</b>	25.169	22.889	35.227	24.166	351.7
12	<b>1'49.795</b>	25.186	23.225	36.821	24.563	350.6
13	1'49.143 P	25.285	23.191	35.636	25.031	350.6

Run #	3	Front Tyre	Slick-Medium	Rear Tyre	Slick-Soft
		New Tyre		New Tyre	

14	2'01.062	34.547	24.103	38.139	24.273	120.1
15	<b>1'46.971</b>	25.028	22.762	35.044	24.137	355.2
16	<b>1'46.970</b>	24.933	22.674	35.121	24.242	354.0
17	58.504 P	28.569				332.3

Run #	4	Front Tyre	Slick-Medium	Rear Tyre	Slick-Soft
		4 Laps at start		New Tyre	

18	1'57.979	33.101	24.170	36.108	24.600	184.6
19	<b>1'46.874</b>	25.192	<b>22.647</b>	<b>34.935</b>	24.100	<b>358.8</b>
20	<b>1'48.035</b>	25.092	22.683	36.184	24.076	356.4
21	<b>1'52.372</b>	<b>24.873</b>	23.996	39.025	24.478	357.6

**24th 10** **Luca MARINI** HONDA ITA  
 Repsol Honda Team  
 Runs=5 Total laps=22 Full laps=13 Valid laps=11

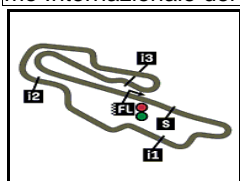
Run #	1	Front Tyre	Slick-Medium	Rear Tyre	Slick-Medium
		New Tyre		New Tyre	

1	2'03.283	30.897	24.801	36.567	25.070	197.0
---	----------	--------	--------	--------	--------	-------

**Fastest Lap:** Francesco BAGNAIA Ducati Lenovo Team ITA **1'44.938** 24.606 22.179 34.332 23.821

These data/results cannot be reproduced, stored and/or transmitted in whole or in part by any manner of electronic, mechanical, photocopying, recording, broadcasting or otherwise now known or herein after developed without the previous express consent by the copyright owner, except for reproduction in daily press and regular printed publications on sale to the public within 60 days of the event related to those data/results and always provided that copyright symbol appears together as follows below.  
 © DORNA, 2024





5245 m.

# GRAN PREMIO D'ITALIA BREMBO

## Practice

### Best Partial Times

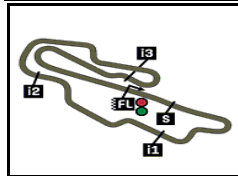
**MotoGP™**

*IT* Ideal Lap Time, sum of the best partial times

*BT* Best Lap Time

<i>T1</i>		<i>T2</i>		<i>T3</i>		<i>T4</i>				<i>IT</i>	<i>BT</i>	
<i>Pos</i>	<i>Rider</i>	<i>Time</i>	<i>Rider</i>	<i>Time</i>	<i>Rider</i>	<i>Time</i>	<i>Rider</i>	<i>Time</i>	<i>Pos</i>	<i>Rider</i>		
1	F.BAGNAIA	24.606	F.BAGNAIA	22.179	F.BAGNAIA	34.332	M.MARQUEZ	23.686	1	F.BAGNAIA	1'44.938	1'44.938 (1)
2	F.QUARTARARO	24.619	M.VIÑALES	22.196	E.BASTIANINI	34.338	A.RINS	23.726	2	A.RINS	1'45.088	1'45.211 (2)
3	E.BASTIANINI	24.657	B.BINDER	22.200	B.BINDER	34.370	M.OLIVEIRA	23.735	3	E.BASTIANINI	1'45.209	1'45.403 (6)
4	M.MARQUEZ	24.663	A.MARQUEZ	22.229	A.RINS	34.393	J.MILLER	23.758	4	B.BINDER	1'45.217	1'45.698 (13)
5	A.RINS	24.672	P.ACOSTA	22.249	J.MARTIN	34.454	J.MARTIN	23.764	5	J.MARTIN	1'45.251	1'45.405 (7)
6	B.BINDER	24.683	M.OLIVEIRA	22.283	R.FERNANDEZ	34.455	A.MARQUEZ	23.806	6	M.MARQUEZ	1'45.286	1'45.345 (5)
7	M.BEZZECCHI	24.688	A.RINS	22.297	F.QUARTARARO	34.459	A.ESPARGARO	23.811	7	P.ACOSTA	1'45.326	1'45.326 (3)
8	P.ACOSTA	24.700	J.MARTIN	22.313	A.ESPARGARO	34.495	F.BAGNAIA	23.821	8	M.VIÑALES	1'45.335	1'45.424 (9)
9	M.VIÑALES	24.717	M.MARQUEZ	22.343	F.DI GIANNANTO	34.497	E.BASTIANINI	23.832	9	M.OLIVEIRA	1'45.340	1'45.340 (4)
10	J.MARTIN	24.720	F.QUARTARARO	22.357	P.ACOSTA	34.538	P.ACOSTA	23.839	10	A.MARQUEZ	1'45.412	1'45.412 (8)
11	M.OLIVEIRA	24.730	F.DI GIANNANTO	22.363	M.VIÑALES	34.539	F.MORBIDELLI	23.855	11	A.ESPARGAR	1'45.461	1'45.461 (10)
12	F.DI GIANNANTO	24.750	M.BEZZECCHI	22.367	M.OLIVEIRA	34.592	M.VIÑALES	23.883	12	F.QUARTARAR	1'45.480	1'45.480 (11)
13	F.MORBIDELLI	24.770	A.ESPARGARO	22.369	M.MARQUEZ	34.594	R.FERNANDEZ	23.893	13	F.DI GIANNAN	1'45.516	1'45.650 (12)
14	A.MARQUEZ	24.770	J.MILLER	22.379	A.MARQUEZ	34.607	F.DI GIANNANTO	23.906	14	R.FERNANDEZ	1'45.611	1'45.784 (16)
15	A.ESPARGARO	24.786	E.BASTIANINI	22.382	F.MORBIDELLI	34.627	T.NAKAGAMI	23.915	15	F.MORBIDELLI	1'45.667	1'45.759 (15)
16	R.FERNANDEZ	24.796	P.ESPARGARO	22.389	M.BEZZECCHI	34.729	M.BEZZECCHI	23.945	16	M.BEZZECCHI	1'45.729	1'45.729 (14)
17	J.MILLER	24.822	F.MORBIDELLI	22.415	T.NAKAGAMI	34.743	B.BINDER	23.964	17	J.MILLER	1'45.735	1'45.798 (17)
18	T.NAKAGAMI	24.867	R.FERNANDEZ	22.467	J.MILLER	34.776	P.ESPARGARO	23.978	18	T.NAKAGAMI	1'46.048	1'46.079 (19)
19	A.FERNANDEZ	24.873	T.NAKAGAMI	22.523	J.ZARCO	34.815	J.ZARCO	24.003	19	P.ESPARGAR	1'46.078	1'46.078 (18)
20	P.ESPARGARO	24.884	J.MIR	22.532	P.ESPARGARO	34.827	L.SAVADORI	24.007	20	J.ZARCO	1'46.303	1'46.514 (20)
21	J.MIR	24.935	J.ZARCO	22.537	J.MIR	34.910	A.FERNANDEZ	24.015	21	A.FERNANDEZ	1'46.470	1'46.874 (23)
22	J.ZARCO	24.948	L.MARINI	22.609	A.FERNANDEZ	34.935	F.QUARTARARO	24.045	22	J.MIR	1'46.539	1'46.584 (21)
23	L.MARINI	25.039	L.SAVADORI	22.640	L.SAVADORI	34.957	J.MIR	24.162	23	L.SAVADORI	1'46.708	1'46.740 (22)
24	L.SAVADORI	25.104	A.FERNANDEZ	22.647	L.MARINI	35.119	L.MARINI	24.197	24	L.MARINI	1'46.964	1'47.062 (24)

These data/results cannot be reproduced, stored and/or transmitted in whole or in part by any manner of electronic, mechanical, photocopying, recording, broadcasting or otherwise now known or herein after developed without the previous express consent by the copyright owner, except for reproduction in daily press and regular printed publications on sale to the public within 60 days of the event related to those data/results and always provided that copyright symbol appears together as follows below.  
© DORNA, 2024



5245 m.

## GRAN PREMIO D'ITALIA BREMBO

## Practice

## Fastest Laps Sequence

<i>Practice Time</i>	 <i>Rider</i>	<i>Nation</i>	<i>Motorcycle</i>	<i>Time</i>	<i>Km/h</i>	<i>Rider's Lap</i>
<b>3'49.144</b>	21 <b>Franco MORBIDELLI</b>	ITA	DUCATI	<b>1'48.391</b>	174.2	2
<b>3'49.597</b>	72 <b>Marco BEZZECCHI</b>	ITA	DUCATI	<b>1'47.664</b>	175.3	2
<b>3'54.541</b>	49 <b>Fabio DI GIANNANTONI</b>	ITA	DUCATI	<b>1'47.612</b>	175.4	2
<b>4'17.056</b>	20 <b>Fabio QUARTARARO</b>	FRA	YAMAHA	<b>1'46.548</b>	177.2	2
<b>4'18.847</b>	12 <b>Maverick VIÑALES</b>	SPA	APRILIA	<b>1'46.165</b>	177.8	2
<b>5'38.254</b>	93 <b>Marc MARQUEZ</b>	SPA	DUCATI	<b>1'45.582</b>	178.8	3
<b>41'59.150</b>	12 <b>Maverick VIÑALES</b>	SPA	APRILIA	<b>1'45.424</b>	179.1	18
<b>55'57.979</b>	1 <b>Francesco BAGNAIA</b>	ITA	DUCATI	<b>1'44.938</b>	179.9	18

These data/results cannot be reproduced, stored and/or transmitted in whole or in part by any manner of electronic, mechanical, photocopying, recording, broadcasting or otherwise now known or herein after developed without the previous express consent by the copyright owner, except for reproduction in daily press and regular printed publications on sale to the public within 60 days of the event related to those data/results and always provided that copyright symbol appears together as follows below.

© DORNA, 2024