


5245 m.

GRAN PREMIO D'ITALIA BREMBO

Free Practice Nr. 1

Classification

3

	Rider	Nation	Team	Motorcycle	Time	Lap	Total	Gap	Top Speed
1	12 Maverick VIÑALES	SPA	Aprilia Racing	APRILIA	1'46.140	16	19		354.0
2	20 Fabio QUARTARARO	FRA	Monster Energy Yamaha MotoGP	YAMAHA	1'46.328	16	16	0.188 0.188	356.4
3	21 Franco MORBIDELLI	ITA	Prima Pramac Racing	DUCATI	1'46.428	16	19	0.288 0.100	354.0
4	31 Pedro ACOSTA	SPA	Red Bull GASGAS Tech3	KTM	1'46.459	14	17	0.319 0.031	362.4
5	89 Jorge MARTIN	SPA	Prima Pramac Racing	DUCATI	1'46.587	16	17	0.447 0.128	355.2
6	93 Marc MARQUEZ	SPA	Gresini Racing MotoGP	DUCATI	1'46.587	8	20	0.447	352.9
7	41 Aleix ESPARGARO	SPA	Aprilia Racing	APRILIA	1'46.590	16	18	0.450 0.003	354.0
8	42 Alex RINS	SPA	Monster Energy Yamaha MotoGP	YAMAHA	1'46.719	4	15	0.579 0.129	361.2
9	1 Francesco BAGNAIA	ITA	Ducati Lenovo Team	DUCATI	1'46.790	5	16	0.650 0.071	357.6
10	73 Alex MARQUEZ	SPA	Gresini Racing MotoGP	DUCATI	1'46.816	7	19	0.676 0.026	350.6
11	25 Raul FERNANDEZ	SPA	Trackhouse Racing	APRILIA	1'46.911	5	16	0.771 0.095	352.9
12	43 Jack MILLER	AUS	Red Bull KTM Factory Racing	KTM	1'47.016	18	19	0.876 0.105	358.8
13	72 Marco BEZZECCHI	ITA	Pertamina Enduro VR46 Racing Te	DUCATI	1'47.108	4	20	0.968 0.092	356.4
14	33 Brad BINDER	RSA	Red Bull KTM Factory Racing	KTM	1'47.116	7	19	0.976 0.008	356.4
15	44 Pol ESPARGARO	SPA	Red Bull KTM Factory Racing	KTM	1'47.133	16	16	0.993 0.017	363.6
16	49 Fabio DI GIANNANTONIO	ITA	Pertamina Enduro VR46 Racing Te	DUCATI	1'47.197	8	17	1.057 0.064	351.7
17	88 Miguel OLIVEIRA	POR	Trackhouse Racing	APRILIA	1'47.291	8	18	1.151 0.094	351.7
18	23 Enea BASTIANINI	ITA	Ducati Lenovo Team	DUCATI	1'47.296	9	19	1.156 0.005	355.2
19	10 Luca MARINI	ITA	Repsol Honda Team	HONDA	1'47.582	16	16	1.442 0.286	355.2
20	37 Augusto FERNANDEZ	SPA	Red Bull GASGAS Tech3	KTM	1'47.586	14	17	1.446 0.004	356.4
21	30 Takaaki NAKAGAMI	JPN	IDEMITSU Honda LCR	HONDA	1'47.742	7	16	1.602 0.156	354.0
22	36 Joan MIR	SPA	Repsol Honda Team	HONDA	1'47.812	8	18	1.672 0.070	352.9
23	5 Johann ZARCO	FRA	CASTROL Honda LCR	HONDA	1'47.904	18	18	1.764 0.092	357.6
24	32 Lorenzo SAVADORI	ITA	Aprilia Racing	APRILIA	1'48.112	14	17	1.972 0.208	349.5

Practice condition: Dry

Air: 19°

Humidity: 61%

Ground: 28°

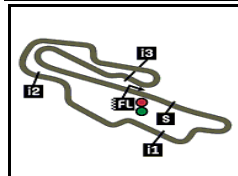
Fastest Lap:	Lap: 16	Maverick VIÑALES	1'46.140	177.8 Km/h
Best Race Lap:	2022	Francesco BAGNAIA	1'46.588	177.1 Km/h
All-Time Lap Record:	2023	Francesco BAGNAIA	1'44.855	180.0 Km/h

The results are provisional until the end of the limit for protest and appeals.

Time limit for protest expires 60' after publication of the results - Time:

These data/results cannot be reproduced, stored and/or transmitted in whole or in part by any manner of electronic, mechanical, photocopying, recording, broadcasting or otherwise now known or herein after developed without the previous express consent by the copyright owner, except for reproduction in daily press and regular printed publications on sale to the public within 60 days of the event related to those data/results and always provided that copyright symbol appears together as follows below.

© DORNA, 2024



5245 m.

GRAN PREMIO D'ITALIA BREMBO

Free Practice Nr. 1

Top Speed & Average

4



Rider	Nation	Motorcycle	Top 5 speeds					Average	Top
44 Po ESPARGARO	SPA	KTM	363.6	362.4	361.2	360.0	358.8	360.3	363.6
31 Pedro ACOSTA	SPA	KTM	362.4	360.0	360.0	358.8	356.4	359.0	362.4
42 Alex RINS	SPA	YAMAHA	361.2	357.6	357.6	356.4	354.0	357.4	361.2
43 Jack MILLER	AUS	KTM	358.8	357.6	357.6	356.4	356.4	356.9	358.8
1 Francesco BAGNAIA	ITA	DUCATI	357.6	356.4	354.0	354.0	354.0	355.2	357.6
5 Johann ZARCO	FRA	HONDA	357.6	355.2	355.2	354.0	351.7	353.6	357.6
20 Fabio QUARTARARO	FRA	YAMAHA	356.4	355.2	354.0	354.0	352.9	354.5	356.4
33 Brad BINDER	RSA	KTM	356.4	356.4	355.2	355.2	355.2	355.5	356.4
37 Augusto FERNANDEZ	SPA	KTM	356.4	355.2	354.0	354.0	354.0	354.5	356.4
72 Marco BEZZECCHI	ITA	DUCATI	356.4	356.4	356.4	356.4	355.2	356.0	356.4
10 Luca MARINI	ITA	HONDA	355.2	354.0	354.0	354.0	352.9	353.8	355.2
23 Enea BASTIANINI	ITA	DUCATI	355.2	355.2	354.0	354.0	352.9	354.0	355.2
89 Jorge MARTIN	SPA	DUCATI	355.2	355.2	354.0	352.9	351.7	352.9	355.2
12 Maverick VIÑALES	SPA	APRILIA	354.0	354.0	350.6	350.6	350.6	351.7	354.0
21 Franco MORBIDELLI	ITA	DUCATI	354.0	354.0	352.9	352.9	352.9	353.3	354.0
30 Takaaki NAKAGAMI	JPN	HONDA	354.0	352.9	350.6	350.6	350.6	351.4	354.0
41 Aleix ESPARGARO	SPA	APRILIA	354.0	354.0	351.7	351.7	350.6	352.4	354.0
25 Raul FERNANDEZ	SPA	APRILIA	352.9	352.9	349.5	348.3	347.2	348.8	352.9
36 Joan MIR	SPA	HONDA	352.9	352.9	351.7	351.7	351.7	352.0	352.9
93 Marc MARQUEZ	SPA	DUCATI	352.9	351.7	350.6	350.6	350.6	351.1	352.9
49 Fabio DI GIANNANTONIO	ITA	DUCATI	351.7	350.6	349.5	349.5	349.5	350.0	351.7
88 Miguel OLIVEIRA	POR	APRILIA	351.7	351.7	351.7	350.6	350.6	351.3	351.7
73 Alex MARQUEZ	SPA	DUCATI	350.6	349.5	349.5	349.5	349.5	349.7	350.6
32 Lorenzo SAVADORI	ITA	APRILIA	349.5	348.3	348.3	347.2	347.2	348.1	349.5

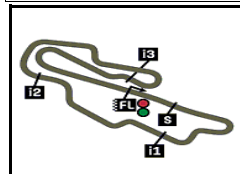
These data/results cannot be reproduced, stored and/or transmitted in whole or in part by any manner of electronic, mechanical, photocopying, recording, broadcasting or otherwise now known or herein after developed without the previous express consent by the copyright owner, except for reproduction in daily press and regular printed publications on sale to the public within 60 days of the event related to those data/results and always provided that copyright symbol appears together as follows below.

© DORNA, 2024

Official MotoGP Timing by TISSOT
www.motogp.com



Mugello, Friday, May 31, 2024



GRAN PREMIO D'ITALIA BREMBO

Free Practice Nr. 1

Chronological Analysis of Performances

5

* Lap / Sector time cancelled

T1 Time from finish line to 1st intermediate

T3 Time from 2nd intermed. to 3rd intermed.

P Crossing the finish line in pit lane

T2 Time from 1st intermed. to 2nd intermed.

T4 Time from 3rd intermediate to finish line

**Tyre data subject to further updates

Lap	Lap Time	T1	T2	T3	T4	Speed	Lap	Lap Time	T1	T2	T3	T4	Speed	
1st	12	Maverick VIÑALES		APRILIA	SPA		10	1'47.808	25.269	22.925	35.208	24.406	350.6	
		Aprilia Racing					11	1'47.659	25.119	23.049	35.129	24.362	351.7	
		Runs=3 Total laps=19 Full laps=14 Valid laps=12					12	55.025 P	27.756				350.6	
Run #	1	Front Tyre	Slick-Soft	Rear Tyre	Slick-Medium		Run #	3	Front Tyre	Slick-Medium	Rear Tyre	Slick-Medium		
			New Tyre		New Tyre					New Tyre		New Tyre		
1	2'38.952		32.427	25.205	37.000	25.335	200.0	13	1'57.127	31.597	24.688	36.156	24.686	218.6
2	1'49.952		26.279	23.416	35.618	24.639	330.2	14	1'46.914	25.004	22.824	34.761	24.325	355.2
3	1'48.231		25.467	23.028	35.382	24.354	345.0	15	1'46.602	24.911	22.773	34.803	24.115	354.0
4	1'47.638		25.190	22.866	35.160	24.422	348.3	16	1'46.328	24.902	22.661	34.628	24.137	356.4
5	1'51.618		28.474	23.299	35.569	24.276	349.5		PIT	25.725				354.0
6	1'47.946 *		25.616*	22.813	35.250	24.267	350.6							
7	1'47.223		25.193	22.714	35.154	24.162	354.0							
8	54.458 P		26.046				354.0							
Run #	2	Front Tyre	Slick-Soft	Rear Tyre	Slick-Medium		Run #	1	Front Tyre	Slick-Soft	Rear Tyre	Slick-Medium		
			8 Laps at start		8 Laps at start					New Tyre		New Tyre		
9	1'54.431		30.188	23.754	35.880	24.609	211.3	1	2'34.440	35.279	25.386	37.742	25.420	151.0
10	1'47.172 *		25.267	22.727	34.958	24.220*	347.2	2	1'49.473	25.999	23.466	35.618	24.390	350.6
11	1'47.576		25.211	22.684	35.256	24.425	349.5	3	1'48.084	25.306	22.988	35.431	24.359	352.9
12	1'49.798		25.312	24.683	35.346	24.457	333.3	4	1'48.181	25.230	23.041	35.450	24.460	351.7
13	1'47.106		25.142	22.605	35.083	24.276	347.2	5	1'47.481	25.063	22.813	35.312	24.293	348.3
14	54.843 P		25.240				349.5	6	1'56.291 *	29.474*	26.007	36.282	24.528	352.9
Run #	3	Front Tyre	Slick-Soft	Rear Tyre	Slick-Medium		Run #	7	1'47.310	25.134	22.776	35.172	24.228	348.3
			New Tyre		New Tyre			8	1'04.037 P	32.585				348.3
15	1'55.024		31.643	23.440	35.665	24.276	189.4							
16	1'46.140		24.989	22.525	34.666	23.960	349.5							
17	1'46.531		25.116	22.510	34.832	24.073	350.6							
18	1'46.363		24.916	22.449	34.930	24.068	350.6							
19	1'47.521		25.452	22.900	35.017	24.152	350.6							
2nd	20	Fabio QUARTARARO		YAMAHA	FRA									
		Monster Energy Yamaha MotoGP Team												
		Runs=3 Total laps=16 Full laps=11 Valid laps=9												
Run #	1	Front Tyre	Slick-Soft	Rear Tyre	Slick-Medium		Run #	3	Front Tyre	Slick-Soft	Rear Tyre	Slick-Soft		
			New Tyre		New Tyre					New Tyre		New Tyre		
1	2'52.049		31.469	24.853	36.834	25.114	219.9	14	1'56.758	32.795	23.992	35.692	24.279	162.1
2	1'48.469 *		25.515*	23.055	35.484	24.415	350.6	15	1'46.733	25.056	22.683	34.969	24.025	351.7
3	1'47.187		25.070	22.740	35.014	24.363	349.5	16	1'46.428	24.933	22.710	34.787	23.998	350.6
4	1'54.032		28.803	24.552	35.878	24.799	348.3	17	1'53.606	25.204	23.102	38.088	27.212	352.9
5	1'46.978		25.097	22.718	34.949	24.214	351.7	18	1'47.034	25.107	22.796	35.059	24.072	354.0
6	1'47.191 *		25.074*	22.764	35.040	24.313	350.6	19	1'58.077	30.277	26.081	36.810	24.909	354.0
7	56.618 P		27.971				351.7							
Run #	2	Front Tyre	Slick-Soft	Rear Tyre	Slick-Medium		Run #	1	Front Tyre	Slick-Soft	Rear Tyre	Slick-Medium		
			7 Laps at start		7 Laps at start					New Tyre		New Tyre		
8	2'00.146		31.085	25.974	38.514	24.573	208.0							
9	1'47.949		25.222	23.120	35.177	24.430	352.9							

Fastest Lap: Maverick VIÑALES Aprilia Racing SPA **1'46.140** 24.989 22.525 34.666 23.960

These data/results cannot be reproduced, stored and/or transmitted in whole or in part by any manner of electronic, mechanical, photocopying, recording, broadcasting or otherwise now known or herein after developed without the previous express consent by the copyright owner, except for reproduction in daily press and regular printed publications on sale to the public within 60 days of the event related to those data/results and always provided that copyright symbol appears together as follows below.
© DORNA, 2024



Free Practice Nr. 1

MotoGP

Lap	Lap Time	T1	T2	T3	T4	Speed	Lap	Lap Time	T1	T2	T3	T4	Speed		
4th	31	Pedro ACOSTA					KTM	SPA							
		Red Bull GASGAS Tech3													
		Runs=2	Total laps=17	Full laps=14	Valid laps=12										
Run #	1	Front Tyre	Slick-Soft	Rear Tyre	Slick-Medium										
		New Tyre		New Tyre											
1	2'08.963		32.916		25.478		39.896		25.706		204.1				
2	1'51.475		26.127		23.890		36.722		24.736		358.8				
3	1'51.724		27.267		23.328		36.709		24.420		351.7				
4	1'47.894		25.258		23.019		35.434		24.183		356.4				
5	1'49.945 *		26.791		23.206		35.602		24.346*		355.2				
6	1'58.682		35.501		23.516		35.387		24.278		360.0				
7	1'46.904		25.080		22.671		34.988		24.165		352.9				
8	1'52.121 *		29.103		23.387		35.407		24.224*		351.7				
9	1'48.152		25.232		23.559		35.171		24.190		362.4				
10	1'46.691		24.990		22.606		34.930		24.165		356.4				
11	53.416 P		25.044								352.9				
Run #	2	Front Tyre	Slick-Soft	Rear Tyre	Slick-Medium										
		New Tyre		New Tyre											
12	1'54.838 *		30.574		23.994		35.761		24.509*		215.1				
13	1'47.106		25.152		22.818		34.941		24.195		350.6				
14	1'46.459		24.880		22.554		34.964		24.061		350.6				
15	1'51.673		25.042		26.321		35.561		24.749		349.5				
16	2'03.152		25.061		32.670		37.554		27.867		351.7				
17	1'47.852		25.031		22.950		35.605		24.266		360.0				
	PIT		24.882		22.621		22.938		29.882		352.9				
5th	89	Jorge MARTIN					DUCATI	SPA							
		Prima Pramac Racing													
		Runs=3	Total laps=17	Full laps=12	Valid laps=10										
Run #	1	Front Tyre	Slick-Soft	Rear Tyre	Slick-Medium										
		New Tyre		New Tyre											
1	2'34.471		35.509		25.073		37.910		25.007		188.4				
2	1'49.016		25.585		23.387		35.660		24.384		342.8				
3	1'47.634		25.149		22.917		35.361		24.207		350.6				
4	1'49.714		26.389		23.049		35.693		24.583		350.6				
5	1'47.192		25.148		22.750		35.170		24.124		351.7				
6	1'50.268 *		27.690*		22.960		35.361		24.257		346.1				
7	1'47.102		25.075		22.697		35.171		24.159		350.6				
8	57.685 P		27.656								351.7				
Run #	2	Front Tyre	Slick-Soft	Rear Tyre	Slick-Medium										
		8 Laps at start		8 Laps at start											
9	1'52.998		29.544		23.406		35.585		24.463		214.2				
10	1'47.500		25.448		22.839		35.095		24.118		355.2				
11	1'46.905		25.131		22.690		35.062		24.022		355.2				
12	1'49.075		25.410		23.911		35.429		24.325		340.6				
13	1'48.123 P		25.102		22.795		35.291		24.935		351.7				
Run #	3	Front Tyre	Slick-Soft	Rear Tyre	Slick-Soft										
		New Tyre		New Tyre											
14	1'57.610		33.684		23.944		35.581		24.401		128.7				
15	1'46.761		25.047		22.715		34.950		24.049		351.7				
16	1'46.587		24.894		22.568		35.074		24.051		352.9				
17	1'51.612 *		24.975		22.640		39.595*		24.402		351.7				
	PIT		24.972		22.609		37.260		28.634		354.0				
6th	93	Marc MARQUEZ					DUCATI	SPA							
		Gresini Racing MotoGP													
		Runs=3	Total laps=20	Full laps=15	Valid laps=15										
Run #	1	Front Tyre	Slick-Soft	Rear Tyre	Slick-Medium										
		New Tyre		New Tyre											
1	2'05.693		32.666		25.959		38.131		25.242		198.1				
2	1'49.167		25.657		23.273		35.804		24.433		346.1				
3	1'47.002		25.059		22.764		35.095		24.084		348.3				
4	1'51.436		27.150		24.418		35.497		24.371		348.3				
5	1'53.556		26.540		25.080		37.462		24.474		348.3				
6	1'48.524		24.861		22.905		36.039		24.719		350.6				
7	1'49.612		24.903		24.453		36.064		24.192		350.6				
8	1'46.587		24.956		22.590		35.073		23.968		346.1				
9	54.880 P		26.322								348.3				
Run #	2	Front Tyre	Slick-Soft	Rear Tyre	Slick-Medium										
		9 Laps at start		9 Laps at start											
10	1'58.398		32.056		24.656		36.619		25.067		189.1				
11	1'50.993		26.912		23.615		36.105		24.361		348.3				
12	1'47.436		25.181		22.861		35.336		24.058		349.5				
13	1'47.075		25.034		22.697		35.231		24.113		348.3				
14	51.392 P		25.044								352.9				
Run #	3	Front Tyre	Slick-Soft	Rear Tyre	Slick-Medium										
		14 Laps at start		14 Laps at start											
15	1'57.264		31.613		24.036		36.382		25.233		194.9				
16	1'50.795		25.842		23.706		36.918		24.329		347.2				
17	1'47.368		25.105		22.770		35.312		24.181		350.6				
18	1'47.458		25.099		22.780		35.487		24.092		351.7				
19	1'47.061		25.030		22.741		35.303		23.987		350.6				
20	1'47.007		25.008		22.802		35.234		23.963		350.6				
7th	41	Aleix ESPARGARO					APRILIA	SPA							
		Aprilia Racing													
		Runs=3	Total laps=18	Full laps=13	Valid laps=12										
Run #	1	Front Tyre	Slick-Soft	Rear Tyre	Slick-Medium										
		New Tyre		New Tyre											
1	2'34.799		33.250		25.219		38.209		25.164		208.0				
2	2'14.883		46.209		25.891		37.527		25.256		354.0				
3	1'49.933		25.838		23.419		35.749		24.927		345.0				
4	1'48.311		25.371		23.151		35.256		24.533		346.1				
5	1'47.702		25.243		22.797		35.258		24.404		345.0				
6	1'50.698 *		26.717*		23.883		35.334		24.764		343.9				
7	1'47.634		25.279		22.660		35.212		24.483		354.0				
8	52.345 P		25.187								345.0				
Run #	2	Front Tyre	Slick-Soft	Rear Tyre	Slick-Medium										
		8 Laps at start		8 Laps at start											
9	1'54.399		30.131		23.853		35.744		24.671		213.8				
10	1'52.698		25.401		23.047		37.788		26.462		348.3				
11	1'48.063		25.345		22.876		35.519		24.323		351.7				
12	1'47.350		25.107		22.825		35.146		24.272		351.7				
13	2'10.962 P		39.057		25.500		39.793		26.612		350.6				
Run #	3	Front Tyre	Slick-Soft	Rear Tyre	Slick-Medium										
		New Tyre		New Tyre											
14	1'55.493		31.329		23.976		35.762		24.426		191.8				
15	1'47.157		25.129		22.774		35.068		24.186		341.7				
16	1'46.590		24.984		22.616		34.860		24.130		347.2				
17	1'46.990		25.011		22.727		35.040		24.212		346.1				

Fastest Lap: Maverick VIÑALES Aprilia Racing SPA **1'46.140** 24.989 22.525 34.666 23.960

These data/results cannot be reproduced, stored and/or transmitted in whole or in part by any manner of electronic, mechanical, photocopying, recording, broadcasting or otherwise now known or herein after developed without the previous express consent by the copyright owner, except for reproduction in daily press and regular printed publications on sale to the public within 60 days of the event related to those data/results and always provided that copyright symbol appears together as follows below.
© DORNA, 2024



Free Practice Nr. 1

MotoGP

Lap	Lap Time	T1	T2	T3	T4	Speed	Lap	Lap Time	T1	T2	T3	T4	Speed
18	1'57.979	31.086	24.704	37.318	24.871	348.3							
	PIT	25.239				347.2							
8th	42	Alex RINS		YAMAHA		SPA							
		Monster Energy Yamaha MotoGP Team											
		Runs=2	Total laps=15	Full laps=12	Valid laps=12								
Run #	1	Front Tyre	Slick-Soft	Rear Tyre	Slick-Medium		Run #	1	Front Tyre	Slick-Soft	Rear Tyre	Slick-Medium	
			New Tyre		New Tyre					New Tyre		New Tyre	
1	2'11.115	31.608	24.566	37.080	25.135	211.3	1	2'07.282	32.467	25.685	38.304	25.375	200.3
2	1'49.272	25.327	23.048	36.330	24.567	361.2	2	1'49.502	25.638	23.372	35.642	24.850	348.3
3	1'47.349	25.241	22.705	35.253	24.150	357.6	3	1'47.447	25.105	22.746	35.189	24.407	349.5
4	1'46.719	24.968	22.535	35.107	24.109	357.6	4	1'46.962	24.947	22.616	35.004	24.395	348.3
5	1'52.851	25.167	22.930	40.379	24.375	354.0	5	1'46.953	24.908	22.488	35.220	24.337	347.2
6	17'07.580	P				356.4	6	1'49.406	25.874	23.202	35.854	24.476	348.3
							7	1'46.816	25.064	22.555	34.920	24.277	349.5
							8	54.696	P	25.651			348.3
Run #	2	Front Tyre	Slick-Soft	Rear Tyre	Slick-Medium		Run #	2	Front Tyre	Slick-Soft	Rear Tyre	Slick-Medium	
			New Tyre		New Tyre					New Tyre		New Tyre	
7	1'57.765	31.872	24.521	36.577	24.795	177.0							
8	1'48.627	25.543	23.223	35.443	24.418	347.2							
9	1'47.237	25.272	22.795	34.979	24.191	348.3							
10	1'46.957	25.108	22.692	35.017	24.140	348.3							
11	1'53.151	25.304	24.974	38.181	24.692	348.3							
12	1'50.811	25.590	23.271	35.480	26.470	349.5							
13	1'47.120	25.206	22.691	35.013	24.210	349.5							
14	1'46.777	25.128	22.589	34.938	24.122	348.3							
15	1'52.840	27.150	25.927	35.458	24.305	350.6							
	PIT	25.215	22.703	37.160	28.147	351.7							

Run #	1	Front Tyre	Slick-Soft	Rear Tyre	Slick-Medium		Run #	1	Front Tyre	Slick-Soft	Rear Tyre	Slick-Medium	
			New Tyre		New Tyre					New Tyre		New Tyre	
1	2'46.926	33.067	25.536	37.689	25.643	215.5	1	2'47.832	33.377	25.471	37.352	25.267	198.1
2	1'49.478	25.690	23.425	35.813	24.550	352.9	2	2'05.604	38.780	25.484	36.433	24.907	349.5
3	1'47.939	25.284	22.921	35.333	24.401	352.9	3	1'48.607	25.569	23.067	35.337	24.634	346.1
4	1'47.238	25.129	22.778	35.084	24.247	350.6	4	1'47.555	25.110	22.901	35.077	24.467	346.1
5	1'46.790	24.988	22.674	35.000	24.128	351.7	5	1'46.911	25.009	22.702	34.961	24.239	347.2
6	1'51.728	* 26.611*	24.478	36.335	24.304	354.0	6	1'49.227	* 26.023*	23.213	35.307	24.684	346.1
7	53.252	P 26.130				354.0	7	56.912	P 26.764				348.3
Run #	2	Front Tyre	Slick-Soft	Rear Tyre	Slick-Medium		Run #	2	Front Tyre	Slick-Soft	Rear Tyre	Slick-Medium	
			7 Laps at start		7 Laps at start								
8	1'57.882	32.519	24.095	36.604	24.664	210.5	8	2'05.485	39.277	25.031	36.244	24.933	156.7
9	54.256	P 26.685				350.6	9	1'48.493	25.458	23.148	35.357	24.530	347.2
Run #	3	Front Tyre	Slick-Soft	Rear Tyre	Slick-Medium		Run #	3	Front Tyre	Slick-Soft	Rear Tyre	Slick-Medium	
			9 Laps at start		9 Laps at start								
10	1'56.400	32.073	23.562	36.192	24.573	213.8	10	1'48.277	25.805	23.114	34.954	24.404	347.2
11	1'48.166	25.645	23.018	35.250	24.253	349.5	11	1'47.562	25.256	22.995	35.044	24.267	352.9
12	1'47.043	25.095	22.649	35.167	24.132	354.0	12	56.229	P 26.462				352.9
13	1'48.705	25.155	22.767	36.196	24.587	349.5							
14	1'46.794	24.994	22.672	35.020	24.108	352.9							
15	1'53.082	28.954	23.851	36.115	24.162	352.9							
16	1'46.657	* 24.922	22.732	35.032*	23.971	356.4							
	PIT	25.742				357.6							

Run #	1	Front Tyre	Slick-Soft	Rear Tyre	Slick-Medium		Run #	3	Front Tyre	Slick-Soft	Rear Tyre	Slick-Medium	
			12 Laps at start		12 Laps at start								
13	1'57.405	31.964	23.855	36.701	24.885	205.3							
14	1'48.603	25.456	23.260	35.384	24.503	346.1							
15	1'47.717	25.263	22.998	35.146	24.310	345.0							
16	1'47.472	* 25.220	22.808	35.127*	24.317	347.2							
	PIT	28.968				347.2							

Run #	1	Front Tyre	Slick-Soft	Rear Tyre	Slick-Medium			
			New Tyre		New Tyre			
10th	73	Alex MARQUEZ		DUCATI		SPA		
		Gresini Racing MotoGP						
		Runs=3	Total laps=19	Full laps=14	Valid laps=14			
Fastest Lap:	Maverick VIÑALES	Aprilia Racing	SPA	1'46.140	24.989	22.525	34.666	23.960

These data/results cannot be reproduced, stored and/or transmitted in whole or in part by any manner of electronic, mechanical, photocopying, recording, broadcasting or otherwise now known or herein after developed without the previous express consent by the copyright owner, except for reproduction in daily press and regular printed publications on sale to the public within 60 days of the event related to those data/results and always provided that copyright symbol appears together as follows below.
© DORNA, 2024



Free Practice Nr. 1

MotoGP

Lap	Lap Time	T1	T2	T3	T4	Speed	Lap	Lap Time	T1	T2	T3	T4	Speed	
12th	43	Jack MILLER				KTM	AUS	19	1'48.737	25.118	23.091	35.931	24.597	356.4
Red Bull KTM Factory Racing							20	1'47.785	25.265	22.868	35.416	24.236	354.0	
Runs=3 Total laps=19 Full laps=14 Valid laps=14														
Run #	1	Front Tyre	Slick-Soft	Rear Tyre	Slick-Medium									
		New Tyre		New Tyre										
1	2'09.944	31.976	24.862	37.256	25.057	203.3								
2	1'49.843	25.915	23.439	36.009	24.480	356.4								
3	1'47.922	25.332	22.897	35.446	24.247	356.4								
4	1'48.559	25.495	22.717	36.070	24.277	354.0								
5	1'47.286	25.116	22.585	35.393	24.192	355.2								
6	1'01.746 P	30.906				351.7								
Run #	2	Front Tyre	Slick-Soft	Rear Tyre	Slick-Medium									
		6 Laps at start		6 Laps at start										
7	1'57.935	31.852	24.245	37.140	24.698	201.8								
8	1'47.945	25.176	22.867	35.507	24.395	354.0								
9	1'51.677	25.244	24.071	37.907	24.455	355.2								
10	1'47.359	25.086	22.841	35.319	24.113	358.8								
11	1'51.207	27.696	23.480	35.820	24.211	357.6								
12	1'47.710	25.132	23.066	35.361	24.151	356.4								
13	52.165 P	25.212				355.2								
Run #	3	Front Tyre	Slick-Soft	Rear Tyre	Slick-Medium									
		New Tyre		New Tyre										
14	1'54.399	29.863	23.907	36.141	24.488	215.1								
15	1'47.087	25.051	22.763	35.203	24.070	350.6								
16	1'47.320	25.093	22.723	35.345	24.159	356.4								
17	1'55.347	26.078	25.668	39.237	24.364	357.6								
18	1'47.016	25.014	22.714	35.106	24.182	356.4								
19	1'56.092	25.393	27.690	37.823	25.186	356.4								
14th	33	Brad BINDER				KTM	RSA							
Red Bull KTM Factory Racing														
Runs=2 Total laps=19 Full laps=16 Valid laps=15														
Run #	1	Front Tyre	Slick-Soft	Rear Tyre	Slick-Medium									
		New Tyre		New Tyre										
1	2'20.495	32.350	25.929	41.694	26.131	216.4								
2	1'52.617	28.173	23.872	35.696	24.876	356.4								
3	1'49.322	25.385	23.283	35.837	24.817	356.4								
4	1'48.048	25.134	22.972	35.475	24.467	354.0								
5	1'50.297	26.500	23.685	35.462	24.650	352.9								
6	1'49.072 *	25.281*	23.258	35.872	24.661*	355.2								
7	1'47.116	24.950	22.756	34.971	24.439	355.2								
8	1'48.661	25.028	23.148	35.819	24.666	355.2								
9	1'47.676	25.133	23.004	35.067	24.472	351.7								
10	1'51.598	25.166	22.905	38.393	25.134	351.7								
11	55.450 P	25.309				355.2								
Run #	2	Front Tyre	Slick-Soft	Rear Tyre	Slick-Medium									
		11 Laps at start		11 Laps at start										
12	2'01.488	34.004	25.201	36.961	25.322	185.8								
13	1'49.404	25.741	23.291	35.697	24.675	349.5								
14	1'55.954	30.054	24.345	36.937	24.618	351.7								
15	1'47.805	25.301	22.818	35.206	24.480	351.7								
16	1'47.425	25.179	22.839	35.092	24.315	352.9								
17	1'47.526	25.223	22.837	35.199	24.267	354.0								
18	1'47.689	25.132	22.826	35.295	24.436	355.2								
19	1'47.926	25.240	22.966	35.444	24.276	352.9								
13th	72	Marco BEZZECCHI				DUCATI	ITA							
Pertamina Enduro VR46 Racing Team														
Runs=3 Total laps=20 Full laps=15 Valid laps=15														
Run #	1	Front Tyre	Slick-Soft	Rear Tyre	Slick-Medium									
		New Tyre		New Tyre										
1	2'08.131	32.909	25.619	39.874	25.474	199.2								
2	1'49.987	25.905	23.513	35.960	24.609	356.4								
3	1'47.128	25.141	22.687	35.078	24.222	355.2								
4	1'47.108	24.956	22.669	35.067	24.416	356.4								
5	1'53.561	29.168	23.541	36.296	24.556	354.0								
6	1'48.563	25.199	23.308	35.570	24.486	356.4								
7	54.686 P	25.657				351.7								
Run #	2	Front Tyre	Slick-Soft	Rear Tyre	Slick-Medium									
		7 Laps at start		7 Laps at start										
8	1'58.606	32.520	24.831	36.257	24.998	193.8								
9	1'48.016	25.267	22.905	35.420	24.424	348.3								
10	2'09.244	42.144	25.724	36.394	24.982	350.6								
11	1'48.125	25.410	22.976	35.328	24.411	351.7								
12	1'47.961	25.197	22.965	35.419	24.380	348.3								
13	1'47.831	25.207	22.805	35.408	24.411	350.6								
14	58.231 P	28.156				348.3								
Run #	3	Front Tyre	Slick-Soft	Rear Tyre	Slick-Medium									
		14 Laps at start		14 Laps at start										
15	1'58.605	33.696	24.242	35.913	24.754	202.6								
16	1'49.582	25.687	24.058	35.475	24.362	350.6								
17	1'47.336	25.155	22.738	35.208	24.235	352.9								
18	1'47.670	25.127	22.890	35.385	24.268	355.2								
15th	44	Poi ESPARGARO				KTM	SPA							
Red Bull KTM Factory Racing														
Runs=3 Total laps=16 Full laps=11 Valid laps=10														
Run #	1	Front Tyre	Slick-Soft	Rear Tyre	Slick-Medium									
		New Tyre		New Tyre										
1	2'11.055	31.221	25.075	37.558	25.300	215.1								
2	1'49.973	25.867	23.407	36.046	24.653	357.6								
3	1'51.653	27.101	23.348	36.600	24.604	363.6								
4	1'48.165	25.282	22.971	35.525	24.387	362.4								
5	1'53.891	26.983	23.951	38.090	24.867	360.0								
6	1'55.508 *	27.859*	25.196	37.763	24.690	358.8								
7	1'48.113	25.207	22.921	35.553	24.432	361.2								
8	54.015 P	25.230				358.8								
Run #	2	Front Tyre	Slick-Soft	Rear Tyre	Slick-Medium									
		8 Laps at start		8 Laps at start										
9	1'58.289	31.010	24.704	37.473	25.102	219.0								
10	1'50.849	25.681	23.715	36.374	25.079	356.4								
11	1'50.099	25.659	23.509	36.142	24.789	350.6								
12	54.466 P	27.124				356.4								
Run #	3	Front Tyre	Slick-Soft	Rear Tyre	Slick-Medium									
		New Tyre		New Tyre										
13	1'55.183	29.985	24.301	36.228	24.669	223.1								
14	1'49.983	25.460	23.590	36.349	24.584	356.4								
15	1'47.750	25.177	22.976	35.355	24.242	358.8								
16	1'47.133	24.950	22.823	35.111	24.249	357.6								
	PIT	50.065				358.8								

Fastest Lap: Maverick VIÑALES Aprilia Racing SPA **1'46.140** 24.989 22.525 34.666 23.960

These data/results cannot be reproduced, stored and/or transmitted in whole or in part by any manner of electronic, mechanical, photocopying, recording, broadcasting or otherwise now known or herein after developed without the previous express consent by the copyright owner, except for reproduction in daily press and regular printed publications on sale to the public within 60 days of the event related to those data/results and always provided that copyright symbol appears together as follows below.
© DORNA, 2024



Free Practice Nr. 1

MotoGP

Lap	Lap Time	T1	T2	T3	T4	Speed	Lap	Lap Time	T1	T2	T3	T4	Speed
16th	49	Fabio DI GIANNANTONI DUCATI ITA					18	1'47.360	25.007	22.884	35.300	24.169	349.5
Pertamina Enduro VR46 Racing Team													
Runs=3 Total laps=17 Full laps=12 Valid laps=8													
Run #	1	Front Tyre	Slick-Soft	Rear Tyre	Slick-Medium		Run #	1	Front Tyre	Slick-Soft	Rear Tyre	Slick-Medium	
		New Tyre		New Tyre					New Tyre		New Tyre		
1	2'41.418	34.729	24.901	37.245	24.920	190.8	1	2'38.834	33.293	26.663	38.283	25.485	185.5
2	1'49.611	25.680	23.389	35.945	24.597	350.6	2	1'52.040	27.754	23.813	35.911	24.562	351.7
3	1'47.949	25.455	22.939	35.394	24.161	349.5	3	1'48.668	25.662	23.359	35.437	24.210	354.0
4	1'47.839	25.440	22.915	35.139	24.345	349.5	4	1'47.658	25.266	22.974	35.137	24.281	354.0
5	1'47.592	25.273	22.785	35.193	24.341	348.3	5	1'47.332	25.116	22.843	35.159	24.214	355.2
6	1'56.084 *	29.936*	25.674	36.014	24.460	348.3	6	1'51.190 *	27.672*	23.628	35.432	24.458	350.6
7	1'47.249	25.136	22.673	35.152	24.288	349.5	7	1'47.389	25.107	22.804	35.300	24.178	351.7
8	1'47.197	25.063	22.791	35.123	24.220	347.2	8	1'53.162	27.800	25.064	35.907	24.391	351.7
9	58.573 P	28.410				351.7	9	1'47.296	25.160	22.903	35.046	24.187	352.9
Run #	2	Front Tyre	Slick-Soft	Rear Tyre	Slick-Medium		Run #	2	Front Tyre	Slick-Soft	Rear Tyre	Slick-Medium	
		9 Laps at start		9 Laps at start					10 Laps at start		10 Laps at start		
10	1'57.217	32.682	23.777	35.939	24.819	199.2	11	1'56.213	32.320	23.796	35.534	24.563	191.4
11	1'48.536	25.537	23.119	35.490	24.390	346.1	12	1'51.659	27.110	23.168	36.870	24.511	350.6
12	1'47.647	25.183	22.852	35.285	24.327	347.2	13	1'47.545	25.172	22.845	35.205	24.323	349.5
13	54.703 P	25.617				348.3	14	1'47.506	25.088	22.874	35.241	24.303	350.6
Run #	3	Front Tyre	Slick-Soft	Rear Tyre	Slick-Medium		Run #	3	Front Tyre	Slick-Soft	Rear Tyre	Slick-Medium	
		13 Laps at start		13 Laps at start					10 Laps at start		10 Laps at start		
14	1'59.152 *	31.617	23.468*	39.134	24.933	203.7	15	1'47.776	25.175	23.025	35.271	24.305	351.7
15	1'51.023 *	25.178	22.930	35.294	27.621*	349.5	16	1'50.834	25.941	23.282	36.446	25.165	349.5
16	1'47.513 *	25.274	22.778	35.281*	24.180	348.3	17	1'49.479	25.261	22.933	35.164	26.121	355.2
17	1'47.330 *	25.119	22.727	35.301	24.183*	349.5	18	1'47.646	25.236	22.848	35.337	24.225	352.9
							19	1'47.585 *	25.092	22.978	35.204	24.311*	351.7
17th	88	Miguel OLIVEIRA APRILIA POR											
Trackhouse Racing													
Runs=4 Total laps=18 Full laps=11 Valid laps=10													
Run #	1	Front Tyre	Slick-Soft	Rear Tyre	Slick-Medium		Run #	1	Front Tyre	Slick-Soft	Rear Tyre	Slick-Medium	
		New Tyre		New Tyre					New Tyre		New Tyre		
1	2'22.253	32.218	25.471	37.541	25.354	210.1	1	2'14.786	32.046	25.510	37.183	25.445	190.8
2	1'49.425	25.711	23.426	35.755	24.533	350.6	2	1'50.038	25.820	23.577	35.881	24.760	350.6
3	1'51.369	26.088	23.757	36.729	24.795	351.7	3	1'48.549	25.457	23.062	35.566	24.464	349.5
4	1'47.620	25.195	22.925	35.283	24.217	351.7	4	1'47.889	25.205	22.942	35.309	24.433	351.7
5	1'00.821 P	25.098				351.7	5	54.199 P	26.405				351.7
Run #	2	Front Tyre	Slick-Soft	Rear Tyre	Slick-Medium		Run #	2	Front Tyre	Slick-Soft	Rear Tyre	Slick-Medium	
		5 Laps at start		5 Laps at start					5 Laps at start		5 Laps at start		
6	1'57.571	32.740	23.950	36.064	24.817	211.3	6	1'57.686	32.424	24.234	36.250	24.778	147.5
7	1'48.284	25.277	23.146	35.519	24.342	349.5	7	1'48.251	25.427	23.037	35.230	24.557	354.0
8	1'47.291	25.092	22.729	35.287	24.183	348.3	8	1'50.790	25.214	22.842	37.771	24.963	352.9
9	1'50.758 P	25.036	22.754	37.721	25.247	349.5	9	55.840 P	25.369				355.2
Run #	3	Front Tyre	Slick-Soft	Rear Tyre	Slick-Medium		Run #	3	Front Tyre	Slick-Soft	Rear Tyre	Slick-Medium	
		9 Laps at start		9 Laps at start					9 Laps at start		9 Laps at start		
10	1'55.516	30.772	23.827	36.179	24.738	215.5	10	1'58.035	31.311	23.948	38.154	24.622	166.4
11	1'48.222	25.330	23.144	35.406	24.342	348.3	11	1'48.050	25.317	22.973	35.337	24.423	354.0
12	1'49.790	26.288	23.381	35.625	24.496	348.3	12	55.637 P	28.778				354.0
13	1'47.839	25.273	22.868	35.434	24.264	349.5							
14	1'47.817	25.208	22.890	35.422	24.297	349.5							
15	56.410 P	27.651				349.5							
Run #	4	Front Tyre	Slick-Soft	Rear Tyre	Slick-Medium		Run #	4	Front Tyre	Slick-Soft	Rear Tyre	Slick-Medium	
		15 Laps at start		New Tyre					12 Laps at start		12 Laps at start		
16	1'57.280	33.473	23.656	35.751	24.400	217.7	13	1'54.727	30.968	23.437	35.672	24.650	218.1
17	1'47.122 *	25.077	22.894	35.111*	24.040	350.6	14	1'48.245	25.337	22.955	35.354	24.599	350.6
							15	1'49.711	26.927	23.008	35.414	24.362	351.7
							16	1'47.582	25.101	22.831	35.276	24.374	352.9

Fastest Lap: Maverick VIÑALES Aprilia Racing SPA **1'46.140** 24.989 22.525 34.666 23.960

These data/results cannot be reproduced, stored and/or transmitted in whole or in part by any manner of electronic, mechanical, photocopying, recording, broadcasting or otherwise now known or herein after developed without the previous express consent by the copyright owner, except for reproduction in daily press and regular printed publications on sale to the public within 60 days of the event related to those data/results and always provided that copyright symbol appears together as follows below.
© DORNA, 2024

Official MotoGP Timing by TISSOT
www.motogp.com



Mugello, Friday, May 31, 2024

Free Practice Nr. 1

MotoGP

Lap	Lap Time	T1	T2	T3	T4	Speed	Lap	Lap Time	T1	T2	T3	T4	Speed				
PIT		26.958				351.7											
20th	37	Augusto FERNANDEZ		KTM		SPA											
		Red Bull GASGAS Tech3															
		Runs=2		Total laps=17		Full laps=14	Valid laps=13										
Run #	1	Front Tyre	Slick-Soft	Rear Tyre	Slick-Medium		Run #	1	Front Tyre	Slick-Soft	Rear Tyre	Slick-Medium					
		New Tyre		New Tyre					New Tyre		New Tyre						
1	2'16.705	32.532	26.481	38.285	25.836	205.3	1	2'07.699	32.356	25.443	38.412	25.346	204.5				
2	1'51.627	26.672	24.095	36.132	24.728	332.3	2	1'50.375	26.213	23.490	35.928	24.744	351.7				
3	1'49.112	25.625	23.351	35.673	24.463	354.0	3	1'48.667	25.535	23.037	35.577	24.518	338.5				
4	1'48.005	25.338	22.912	35.437	24.318	352.9	4	1'48.176	25.303	22.889	35.640	24.344	352.9				
5	1'52.187	27.732	23.862	36.107	24.486	354.0	5	1'54.407 P	25.180	22.960	40.221	26.046	351.7				
6	1'52.989 *	25.679*	23.259	39.401	24.650	351.7	Run # 2		Front Tyre		Slick-Soft		Rear Tyre		Slick-Medium		
7	1'47.815	25.438	22.793	35.289	24.295	355.2			5 Laps at start		5 Laps at start						
8	1'48.118	25.296	23.110	35.381	24.331	351.7	6	1'56.435	30.910	23.848	36.960	24.717	199.6				
9	1'47.714	25.226	22.965	35.256	24.267	352.9	7	1'48.488	25.458	23.054	35.400	24.576	345.0				
10	1'49.542 P	25.434	24.296	35.443	24.369	334.3	8	1'47.812	25.144	22.852	35.441	24.375	346.1				
Run # 2		Front Tyre		Slick-Soft		Rear Tyre		Slick-Medium									
		New Tyre		New Tyre													
11	1'56.196	30.578	25.048	35.915	24.655	192.5	9	1'10.537 P	39.396			348.3					
12	1'47.688	25.191	23.021	35.224	24.252	352.9	Run # 3		Front Tyre		Slick-Soft		Rear Tyre		Slick-Medium		
13	1'50.264	26.153	24.551	35.196	24.364	354.0			9 Laps at start		9 Laps at start						
14	1'47.586	25.114	22.821	35.362	24.289	354.0	10	1'56.240	31.524	23.936	35.893	24.887	201.4				
15	1'51.693	28.022	24.023	35.372	24.276	350.6	11	1'58.289	33.911	24.023	35.838	24.517	350.6				
16	1'50.299	25.108	22.979	37.833	24.379	354.0	12	1'48.019	25.280	22.961	35.414	24.364	351.7				
17	1'48.254	25.391	22.967	35.536	24.360	356.4	13	1'49.083	25.246	22.956	36.279	24.602	350.6				
21st		30		Takaaki NAKAGAMI		HONDA	JPN	14	1'48.005	25.250	22.845	35.484	24.426	351.7			
				IDEMITSU Honda LCR				15	1'47.849	25.199	22.889	35.359	24.402	352.9			
		Runs=3		Total laps=16		Full laps=11		Valid laps=10									
Run #	1	Front Tyre	Slick-Soft	Rear Tyre	Slick-Medium		Run #	1	Front Tyre	Slick-Soft	Rear Tyre	Slick-Medium					
		New Tyre		New Tyre					New Tyre		New Tyre						
1	2'35.290	36.124	25.986	39.372	25.473	158.3	16	1'48.116	25.225	22.980	35.436	24.475	351.7				
2	1'53.776	26.647	23.937	36.136	27.056	347.2	17	1'48.187	25.257	22.961	35.542	24.427	350.6				
3	1'48.428	25.603	23.109	35.354	24.362	352.9	18	2'01.311	29.021	26.065	39.978	26.247	351.7				
4	1'47.773	25.366	22.877	35.236	24.294	350.6	23rd		5		Johann ZARCO		HONDA	FRA			
5	1'51.328	28.092	23.358	35.634	24.244	350.6					CASTROL Honda LCR						
6	1'48.290 *	25.644*	23.042	35.275	24.329	354.0			Runs=3		Total laps=18		Full laps=13		Valid laps=12		
7	1'47.742	25.205	22.922	35.413	24.202	349.5	Run # 1		Front Tyre		Slick-Soft		Rear Tyre		Slick-Medium		
8	55.394 P	26.394			348.3				New Tyre		New Tyre						
Run # 2		Front Tyre		Slick-Soft		Rear Tyre		Slick-Medium									
		8 Laps at start		8 Laps at start													
9	1'56.556	31.119	24.079	36.630	24.728	188.4	1	2'17.563	31.759	24.939	37.055	24.956	208.8				
10	1'49.482	25.952	23.410	35.616	24.504	346.1	2	1'49.555	25.876	23.470	35.671	24.538	355.2				
11	1'48.439	25.393	23.144	35.508	24.394	350.6	3	1'48.640	25.576	23.310	35.434	24.320	351.7				
12	1'48.037	25.272	22.967	35.329	24.469	346.1	4	1'48.006	25.248	23.022	35.425	24.311	351.7				
13	1'58.560	29.394	26.632	37.965	24.569	345.0	5	1'50.138	25.917	23.654	36.028	24.539	351.7				
14	57.094 P	26.008			350.6		6	1'48.169 P	25.394*	23.032	35.275	24.468	350.6				
Run # 3		Front Tyre		Slick-Soft		Rear Tyre		Slick-Medium									
		14 Laps at start		14 Laps at start													
15	2'01.010	33.833	24.047	37.194	25.936	172.2	Run # 2		Front Tyre		Slick-Soft		Rear Tyre		Slick-Medium		
16	1'48.661	25.567	23.200	35.573	24.321	350.6			6 Laps at start		6 Laps at start						
PIT		25.336				349.5	7	1'59.486	33.521	24.186	37.060	24.719	213.4				
22nd		36		Joan MIR		HONDA	SPA	8	1'48.844	25.343	23.075	35.938	24.488	350.6			
				Repsol Honda Team				9	1'54.913	25.243	23.562	40.222	25.886	350.6			
		Runs=3		Total laps=18		Full laps=13		Valid laps=13									
Fastest Lap:		Maverick VIÑALES		Aprilia Racing		SPA	1'46.140	10	1'50.983 P	25.432	22.970	37.390	25.191	357.6			
								Run # 3		Front Tyre		Slick-Soft		Rear Tyre		Slick-Medium	
										10 Laps at start		10 Laps at start					
								11	1'56.671	31.140	25.159	35.832	24.540	210.9			
								12	1'48.464	25.321	23.164	35.598	24.381	351.7			
								13	1'48.894	25.501	23.237	35.728	24.428	349.5			
								14	1'49.983	25.350	23.289	36.717	24.627	348.3			
								15	1'48.828	25.371	23.153	35.895	24.409	349.5			
								16	1'48.816	25.384	23.192	35.931	24.309	350.6			
								17	1'51.439 *	25.348	23.097	38.388*	24.606	354.0			
								18	1'47.904	25.271	23.028	35.452	24.153	355.2			

These data/results cannot be reproduced, stored and/or transmitted in whole or in part by any manner of electronic, mechanical, photocopying, recording, broadcasting or otherwise now known or herein after developed without the previous express consent by the copyright owner, except for reproduction in daily press and regular printed publications on sale to the public within 60 days of the event related to those data/results and always provided that copyright symbol appears together as follows below.
© DORNA, 2024



Free Practice Nr. 1

MotoGP

Lap	Lap Time	T1	T2	T3	T4	Speed	Lap	Lap Time	T1	T2	T3	T4	Speed
24th	32	Lorenzo SAVADORI		APRILIA		ITA							
		Aprilia Racing											
		Runs=3	Total laps=17	Full laps=12	Valid laps=12								
Run #	1	Front Tyre	Slick-Soft	Rear Tyre	Slick-Medium								
		New Tyre		New Tyre									
1	2'39.706	45.522	27.834	37.483	25.063	115.7							
2	1'50.418	26.134	23.408	35.965	24.911	349.5							
3	1'48.647	25.583	22.918	35.645	24.501	347.2							
4	1'53.652	26.347	24.264	38.558	24.483	348.3							
5	1'48.784	25.403	22.959	35.826	24.596	345.0							
6	58.059 P	28.487*					339.6						
Run #	2	Front Tyre	Slick-Soft	Rear Tyre	Slick-Medium								
		6 Laps at start		6 Laps at start									
7	2'03.718	35.882	25.214	37.230	25.392	139.8							
8	1'53.994	27.562	23.780	38.156	24.496	340.6							
9	1'48.606	25.401	23.046	35.598	24.561	347.2							
10	1'48.526	25.370	23.063	35.600	24.493	341.7							
11	1'01.462 P	29.151					343.9						
Run #	3	Front Tyre	Slick-Soft	Rear Tyre	Slick-Medium								
		11 Laps at start		11 Laps at start									
12	1'58.766	33.202	24.312	36.573	24.679	191.1							
13	1'49.809	25.575	23.281	36.537	24.416	346.1							
14	1'48.112	25.379	22.922	35.416	24.395	343.9							
15	2'02.857	30.189	26.601	39.054	27.013	346.1							
16	1'55.150	26.194	24.886	39.432	24.638	346.1							
17	1'48.613	25.316	23.123	35.559	24.615	348.3							

Fastest Lap:	Maverick VIÑALES	Aprilia Racing	SPA	1'46.140	24.989	22.525	34.666	23.960
---------------------	------------------	----------------	-----	-----------------	--------	--------	--------	--------

These data/results cannot be reproduced, stored and/or transmitted in whole or in part by any manner of electronic, mechanical, photocopying, recording, broadcasting or otherwise now known or herein after developed without the previous express consent by the copyright owner, except for reproduction in daily press and regular printed publications on sale to the public within 60 days of the event related to those data/results and always provided that copyright symbol appears together as follows below.

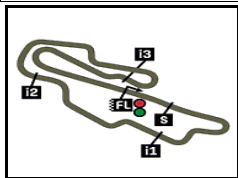
© DORNA, 2024

Official MotoGP Timing by **TISSOT**
www.motogp.com



Mugello, Friday, May 31, 2024

Page 7 of 7



5245 m.

GRAN PREMIO D'ITALIA BREMBO

Free Practice Nr. 1

Best Partial Times

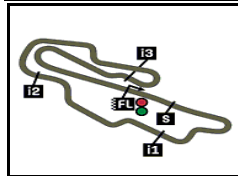
MotoGP™

IT Ideal Lap Time, sum of the best partial times

BT Best Lap Time


T1		T2		T3		T4				IT		BT	
Pos	Rider	Time	Rider	Time	Rider	Time	Rider	Time	Pos	Rider	IT	BT	
1	M.MARQUEZ	24.861	M.VIÑALES	22.449	F.QUARTARARO	34.628	M.VIÑALES	23.960	1	M.VIÑALES	1'45.991	1'46.140	(1)
2	P.ACOSTA	24.880	A.MARQUEZ	22.488	M.VIÑALES	34.666	M.MARQUEZ	23.963	2	F.QUARTARAR	1'46.306	1'46.328	(2)
3	J.MARTIN	24.894	A.RINS	22.535	F.MORBIDELLI	34.787	F.BAGNAIA	23.971	3	F.MORBIDELLI	1'46.401	1'46.428	(3)
4	F.QUARTARARO	24.902	P.ACOSTA	22.554	A.ESPARGARO	34.860	F.MORBIDELLI	23.998	4	P.ACOSTA	1'46.425	1'46.459	(4)
5	A.MARQUEZ	24.908	J.MARTIN	22.568	A.MARQUEZ	34.920	J.MARTIN	24.022	5	J.MARTIN	1'46.434	1'46.587	(5)
6	M.VIÑALES	24.916	J.MILLER	22.585	P.ACOSTA	34.930	M.OLIVEIRA	24.040	6	M.MARQUEZ	1'46.487	1'46.587	(6)
7	F.BAGNAIA	24.922	M.MARQUEZ	22.590	A.RINS	34.938	P.ACOSTA	24.061	7	A.MARQUEZ	1'46.507	1'46.816	(10)
8	F.MORBIDELLI	24.933	A.ESPARGARO	22.616	J.MARTIN	34.950	J.MILLER	24.070	8	F.BAGNAIA	1'46.542	1'46.790	(9)
9	B.BINDER	24.950	F.BAGNAIA	22.649	R.FERNANDEZ	34.954	A.RINS	24.109	9	A.RINS	1'46.550	1'46.719	(8)
10	P.ESPARGARO	24.950	F.QUARTARARO	22.661	B.BINDER	34.971	F.QUARTARARO	24.115	10	A.ESPARGAR	1'46.590	1'46.590	(7)
11	M.BEZZECCHI	24.956	M.BEZZECCHI	22.669	F.BAGNAIA	35.000	A.ESPARGARO	24.130	11	J.MILLER	1'46.775	1'47.016	(12)
12	A.RINS	24.968	F.DI GIANNANTO	22.673	E.BASTIANINI	35.046	J.ZARCO	24.153	12	R.FERNANDEZ	1'46.904	1'46.911	(11)
13	A.ESPARGARO	24.984	F.MORBIDELLI	22.683	M.BEZZECCHI	35.067	F.DI GIANNANTO	24.161	13	M.BEZZECCHI	1'46.914	1'47.108	(13)
14	M.OLIVEIRA	25.007	R.FERNANDEZ	22.702	M.MARQUEZ	35.073	E.BASTIANINI	24.178	14	B.BINDER	1'46.944	1'47.116	(14)
15	R.FERNANDEZ	25.009	M.OLIVEIRA	22.729	J.MILLER	35.106	A.MARQUEZ	24.191	15	F.DI GIANNAN	1'47.020	1'47.197	(16)
16	J.MILLER	25.014	B.BINDER	22.756	P.ESPARGARO	35.111	T.NAKAGAMI	24.202	16	M.OLIVEIRA	1'47.059	1'47.291	(17)
17	F.DI GIANNANTO	25.063	A.FERNANDEZ	22.793	F.DI GIANNANTO	35.123	M.BEZZECCHI	24.222	17	E.BASTIANINI	1'47.105	1'47.296	(18)
18	E.BASTIANINI	25.077	E.BASTIANINI	22.804	A.FERNANDEZ	35.196	R.FERNANDEZ	24.239	18	P.ESPARGAR	1'47.126	1'47.133	(15)
19	L.MARINI	25.101	P.ESPARGARO	22.823	L.MARINI	35.230	P.ESPARGARO	24.242	19	A.FERNANDEZ	1'47.349	1'47.586	(20)
20	A.FERNANDEZ	25.108	L.MARINI	22.831	T.NAKAGAMI	35.236	A.FERNANDEZ	24.252	20	T.NAKAGAMI	1'47.520	1'47.742	(21)
21	J.MIR	25.144	J.MIR	22.845	J.ZARCO	35.275	B.BINDER	24.267	21	L.MARINI	1'47.524	1'47.582	(19)
22	T.NAKAGAMI	25.205	T.NAKAGAMI	22.877	M.OLIVEIRA	35.283	J.MIR	24.344	22	J.ZARCO	1'47.641	1'47.904	(23)
23	J.ZARCO	25.243	L.SAVADORI	22.918	J.MIR	35.359	L.MARINI	24.362	23	J.MIR	1'47.692	1'47.812	(22)
24	L.SAVADORI	25.316	J.ZARCO	22.970	L.SAVADORI	35.416	L.SAVADORI	24.395	24	L.SAVADORI	1'48.045	1'48.112	(24)

These data/results cannot be reproduced, stored and/or transmitted in whole or in part by any manner of electronic, mechanical, photocopying, recording, broadcasting or otherwise now known or herein after developed without the previous express consent by the copyright owner, except for reproduction in daily press and regular printed publications on sale to the public within 60 days of the event related to those data/results and always provided that copyright symbol appears together as follows below.
© DORNA, 2024



5245 m.

GRAN PREMIO D'ITALIA BREMBO**Free Practice Nr. 1****Fastest Laps Sequence**

<i>Practice Time</i>	 <i>Rider</i>	<i>Nation</i>	<i>Motorcycle</i>	<i>Time</i>	<i>Km/h</i>	<i>Rider's Lap</i>
3'54.860	93 Marc MARQUEZ	SPA	DUCATI	1'49.167	172.9	2
4'23.487	89 Jorge MARTIN	SPA	DUCATI	1'49.016	173.2	2
5'41.862	93 Marc MARQUEZ	SPA	DUCATI	1'47.002	176.4	3
7'31.193	73 Alex MARQUEZ	SPA	DUCATI	1'46.962	176.5	4
7'34.455	42 Alex RINS	SPA	YAMAHA	1'46.719	176.9	4
14'51.577	93 Marc MARQUEZ	SPA	DUCATI	1'46.587	177.1	8
35'46.830	31 Pedro ACOSTA	SPA	KTM	1'46.459	177.3	14
40'49.942	12 Maverick VIÑALES	SPA	APRILIA	1'46.140	177.8	16

These data/results cannot be reproduced, stored and/or transmitted in whole or in part by any manner of electronic, mechanical, photocopying, recording, broadcasting or otherwise now known or herein after developed without the previous express consent by the copyright owner, except for reproduction in daily press and regular printed publications on sale to the public within 60 days of the event related to those data/results and always provided that copyright symbol appears together as follows below.

© DORNA, 2024