


5245 m.

GRAN PREMIO D'ITALIA BREMBO

Practice Nr. 1

Classification

6

	Rider	Nation	Team	Motorcycle	Time	Lap	Total	Gap	Top Speed
1	80 David ALONSO	COL	CFMOTO Valresa Aspar Team	CFMOTO	1'54.671	16	17		251.7
2	95 Collin VEIJER	NED	Liqui Moly Husqvarna Intact GP	HUSQVARNA	1'55.207	15	16	0.536 0.536	246.5
3	6 Ryusei YAMANAKA	JPN	MT Helmets - MSI	KTM	1'55.368	16	17	0.697 0.161	249.4
4	99 Jose Antonio RUEDA	SPA	Red Bull KTM Ajo	KTM	1'56.088	10	15	1.417 0.720	245.4
5	58 Luca LUNETTA	ITA	SIC58 Squadra Corse	HONDA	1'56.143	15	15	1.472 0.055	248.8
6	48 Ivan ORTOLA	SPA	MT Helmets - MSI	KTM	1'56.160	11	14	1.489 0.017	248.8
7	82 Stefano NEPA	ITA	LEVELUP - MTA	KTM	1'56.224	12	13	1.553 0.064	249.4
8	66 Joel KELSO	AUS	BOE Motorsports	KTM	1'56.237	11	13	1.566 0.013	248.2
9	31 Adrian FERNANDEZ	SPA	Leopard Racing	HONDA	1'56.291	13	17	1.620 0.054	248.8
10	12 Jacob ROULSTONE	AUS	Red Bull GASGAS Tech3	GASGAS	1'56.297	11	14	1.626 0.006	248.8
11	24 Tatsuki SUZUKI	JPN	Liqui Moly Husqvarna Intact GP	HUSQVARNA	1'56.392	11	13	1.721 0.095	248.8
12	64 David MUÑOZ	SPA	BOE Motorsports	KTM	1'56.498	12	12	1.827 0.106	248.8
13	7 Filippo FARIOLI	ITA	SIC58 Squadra Corse	HONDA	1'56.548	11	13	1.877 0.050	246.5
14	19 Scott OGDEN	GBR	MLav Racing	HONDA	1'56.565	12	16	1.894 0.017	247.1
15	36 Angel PIQUERAS	SPA	Leopard Racing	HONDA	1'56.706	11	14	2.035 0.141	248.8
16	85 Xabi ZURUTUZA	SPA	Red Bull KTM Ajo	KTM	1'56.791	11	15	2.120 0.085	247.7
17	96 Daniel HOLGADO	SPA	Red Bull GASGAS Tech3	GASGAS	1'56.862	11	14	2.191 0.071	246.5
18	72 Taiyo FURUSATO	JPN	Honda Team Asia	HONDA	1'56.901	11	15	2.230 0.039	249.4
19	18 Matteo BERTELLE	ITA	Kopron Rivacold Snipers Team	HONDA	1'57.014	12	15	2.343 0.113	247.1
20	22 David ALMANSA	SPA	Kopron Rivacold Snipers Team	HONDA	1'57.132	11	14	2.461 0.118	245.4
21	55 Noah DETTWILER	SWI	CIP Green Power	KTM	1'57.281	15	17	2.610 0.149	242.6
22	54 Riccardo ROSSI	ITA	CIP Green Power	KTM	1'57.325	10	13	2.654 0.044	247.1
23	10 Nicola CARRARO	ITA	LEVELUP - MTA	KTM	1'57.345	16	16	2.674 0.020	247.7
24	70 Joshua WHATLEY	GBR	MLav Racing	HONDA	1'57.944	12	13	3.273 0.599	243.2
25	78 Joel ESTEBAN	SPA	CFMOTO Valresa Aspar Team	CFMOTO	1'58.107	5	13	3.436 0.163	251.1
26	5 Tatchakorn BUASRI	THA	Honda Team Asia	HONDA	1'58.516	5	9	3.845 0.409	244.3

Practice condition: Dry

Air: 20°

Humidity: 59%

Ground: 31°

Fastest Lap:	Lap: 16	David ALONSO	1'54.671	164.6 Km/h
Best Race Lap:	2023	Ayumu SASAKI	1'56.298	162.3 Km/h
All-Time Lap Record:	2024	David ALONSO	1'54.671	164.6 Km/h

The results are provisional until the end of the limit for protest and appeals.

Time limit for protest expires 60' after publication of the results - Time:

These data/results cannot be reproduced, stored and/or transmitted in whole or in part by any manner of electronic, mechanical, photocopying, recording, broadcasting or otherwise now known or herein after developed without the previous express consent by the copyright owner, except for reproduction in daily press and regular printed publications on sale to the public within 60 days of the event related to those data/results and always provided that copyright symbol appears together as follows below.

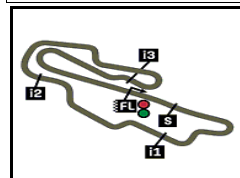
© DORNA, 2024

Official MotoGP Timing by TISSOT

www.motogp.com

Mugello, Friday, May 31, 2024





5245 m.

GRAN PREMIO D'ITALIA BREMBO

Practice Nr. 1

Top Speed & Average

8



Rider	Nation	Motorcycle	Top 5 speeds					Average	Top
80 David ALONSO	COL	CFMOTO	251.7	250.5	247.7	247.7	247.1	248.9	251.7
78 Joel ESTEBAN	SPA	CFMOTO	251.1	250.5	249.4	247.7	247.1	249.2	251.1
6 Ryusei YAMANAKA	JPN	KTM	249.4	249.4	248.8	248.8	248.2	248.7	249.4
72 Taiyo FURUSATO	JPN	HONDA	249.4	248.2	247.7	246.0	244.3	247.1	249.4
82 Stefano NEPA	ITA	KTM	249.4	248.2	247.7	247.7	247.1	248.0	249.4
12 Jacob ROULSTONE	AUS	GASGAS	248.8	248.8	248.2	247.1	246.0	247.8	248.8
24 Tatsuki SUZUKI	JPN	HUSQVARNA	248.8	247.1	245.4	245.4	244.8	246.1	248.8
31 Adrian FERNANDEZ	SPA	HONDA	248.8	248.2	247.7	247.7	246.5	247.8	248.8
36 Angel PIQUERAS	SPA	HONDA	248.8	248.8	248.8	248.2	248.2	248.6	248.8
48 Ivan ORTOLA	SPA	KTM	248.8	248.2	247.7	247.7	247.7	248.0	248.8
58 Luca LUNETTA	ITA	HONDA	248.8	247.7	247.7	247.7	247.1	247.8	248.8
64 David MUÑOZ	SPA	KTM	248.8	248.2	248.2	247.7	247.1	247.9	248.8
66 Joel KELSO	AUS	KTM	248.2	247.1	246.5	246.0	245.4	246.6	248.2
10 Nicola CARRARO	ITA	KTM	247.7	247.7	247.7	247.1	247.1	247.4	247.7
85 Xabi ZURUTUZA	SPA	KTM	247.7	247.1	247.1	246.5	246.5	246.9	247.7
18 Matteo BERTELLE	ITA	HONDA	247.1	246.0	245.4	245.4	244.3	245.6	247.1
19 Scott OGDEN	GBR	HONDA	247.1	244.3	244.3	243.2	243.2	244.4	247.1
54 Riccardo ROSSI	ITA	KTM	247.1	244.3	243.7	243.2	242.6	243.9	247.1
7 Filippo FARIOLI	ITA	HONDA	246.5	246.0	245.4	245.4	245.4	245.6	246.5
95 Collin VEIJER	NED	HUSQVARNA	246.5	245.4	243.2	242.6	242.1	244.0	246.5
96 Daniel HOLGADO	SPA	GASGAS	246.5	244.8	243.7	243.7	242.6	244.0	246.5
22 David ALMANSA	SPA	HONDA	245.4	243.2	243.2	242.6	242.6	243.3	245.4
99 Jose Antonio RUEDA	SPA	KTM	245.4	244.8	243.7	243.7	241.6	243.8	245.4
5 Tatchakorn BUASRI	THA	HONDA	244.3	243.7	243.7	243.7	241.0	243.3	244.3
70 Joshua WHATLEY	GBR	HONDA	243.2	243.2	242.1	241.6	239.4	241.5	243.2
55 Noah DETTWILER	SWI	KTM	242.6	242.6	240.5	240.5	240.0	241.2	242.6

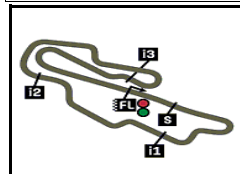
These data/results cannot be reproduced, stored and/or transmitted in whole or in part by any manner of electronic, mechanical, photocopying, recording, broadcasting or otherwise now known or herein after developed without the previous express consent by the copyright owner, except for reproduction in daily press and regular printed publications on sale to the public within 60 days of the event related to those data/results and always provided that copyright symbol appears together as follows below.

© DORNA, 2024

Official MotoGP Timing by TISSOT
www.motogp.com



Mugello, Friday, May 31, 2024



GRAN PREMIO D'ITALIA BREMBO

Practice Nr. 1

Chronological Analysis of Performances

9

* Lap / Sector time cancelled T1 Time from finish line to 1st intermediate T3 Time from 2nd intermed. to 3rd intermed.
P Crossing the finish line in pit lane T2 Time from 1st intermed. to 2nd intermed. T4 Time from 3rd intermediate to finish line

Lap	Lap Time	T1	T2	T3	T4	Speed	Lap	Lap Time	T1	T2	T3	T4	Speed
1st 80 David ALONSO CFMOTO Valresa As COL							6	1'58.050	28.127	24.270	37.389	28.264	249.4
Runs=2 Total laps=17 Full laps=14 Valid laps=12							7	2'00.096 *	28.087	24.160	38.921	28.928*	247.7
1	2'50.440	31.846	26.036	38.312	28.280	174.4	8	1'56.552	28.003	24.138	36.790	27.621	248.8
2	1'57.717	28.346	24.354	37.242	27.775	246.0	9	1'56.808	28.036	24.316	36.688	27.768	249.4
3	1'56.587	27.849	24.117	36.841	27.780	250.5	10	1'56.504 *	27.99*	24.151	36.701	27.658	248.8
4	1'56.459	27.724	24.055	36.874	27.806	251.7	11	1'56.396	27.939	24.125	36.597	27.735	248.2
5	1'57.530 *	27.931	24.604*	36.978	28.017	247.7	12	1'57.228	28.295	24.130	36.750	28.053	247.7
6	2'02.510	28.163	24.735	41.626	27.986	246.5	13	56.343 P	28.119				243.7
7	1'56.831	27.961	24.064	36.960	27.846	246.5	14	2'00.457	30.712	24.775	37.246	27.724	176.4
8	1'56.753	27.936	24.328	36.747	27.742	246.0	15	1'56.120	27.919	23.815	36.610	27.776	246.0
9	1'56.670	28.029	24.161	36.692	27.788	247.1	16	1'55.368	27.692	23.838	36.423	27.415	244.8
10	1'56.835 *	28.13*	24.136	36.729	27.840	246.0	17	1'56.548	27.850	24.351	36.733	27.614	248.2
11	1'56.471	27.938	24.075	36.677	27.781	244.3	4th 99 Jose Antonio RUED Red Bull KTM Ajo SPA						
12	1'56.137	27.778	23.984	36.520	27.855	247.7	Runs=2 Total laps=15 Full laps=12 Valid laps=11						
13	57.711 P	29.716				243.7	1	2'40.211	31.838	25.633	38.430	32.161	171.1
14	2'00.255 *	30.879	24.568	37.082	27.726*	174.1	2	2'00.618	28.641	25.002	38.348	28.627	240.5
15	1'55.144	27.587	23.735	36.243	27.579	244.8	3	1'58.444	28.261	24.541	37.291	28.351	243.7
16	1'54.671	27.536	23.710	36.048	27.377	245.4	4	1'58.304	28.334	24.467	37.051	28.452	240.5
17	1'55.182	27.509	23.833	36.136	27.704	243.2	5	1'57.964	28.376	24.310	37.076	28.202	245.4
2nd 95 Collin VEIJER Liqui Moly Husqvarna NED							6	1'57.650	28.240	24.260	37.047	28.103	241.6
Runs=2 Total laps=16 Full laps=13 Valid laps=13							7	1'57.441	28.197	24.162	36.973	28.109	239.4
1	2'24.458	31.694	25.533	37.985	28.458	171.9	8	58.395 P	29.146				240.0
2	1'58.884	28.524	24.777	37.418	28.165	237.3	9	2'04.464	30.925	24.475	40.446	28.618	171.4
3	1'58.303	28.361	24.629	37.224	28.089	240.0	10	1'56.088	27.774	23.897	36.482	27.935	244.8
4	1'58.039	28.439	24.499	36.994	28.107	240.5	11	1'56.141 *	27.948	23.929*	36.491	27.773	239.4
5	2'02.483	29.985	26.397	37.849	28.252	240.5	12	1'56.305	27.903	23.924	36.554	27.924	243.7
6	1'57.522	28.281	24.413	36.871	27.957	241.6	13	1'56.840	28.087	23.968	36.727	28.058	239.4
7	1'57.197	28.239	24.380	36.705	27.873	239.4	14	1'56.819	28.031	24.077	36.845	27.866	238.9
8	1'56.868	27.987	24.246	36.800	27.835	242.1	15	1'56.743	28.009	23.972	36.865	27.897	238.9
9	56.092 P	27.977				242.6	5th 58 Luca LUNETTA SIC58 Squadra Corse ITA						
10	2'02.784	31.764	25.075	37.557	28.388	168.2	Runs=2 Total laps=15 Full laps=12 Valid laps=11						
11	1'56.287	28.002	23.985	36.461	27.839	240.5	1	2'41.111	31.655	25.604	38.971	32.045	169.5
12	1'55.990	27.880	23.938	36.432	27.740	240.5	2	2'02.294	28.499	24.733	39.515	29.547	245.4
13	1'55.676	27.859	23.871	36.362	27.584	240.5	3	1'57.584	28.239	24.355	37.015	27.975	244.8
14	1'56.175	27.752	24.101	36.544	27.778	245.4	4	1'56.940	28.164	24.142	36.872	27.762	246.5
15	1'55.207	27.758	23.887	36.236	27.326	243.2	5	2'01.526	28.636	24.673	38.138	30.079	248.8
16	2'02.465	27.992	27.432	38.506	28.535	246.5	6	2'02.335	28.043	25.056	41.027	28.209	247.7
3rd 6 Ryusei YAMANAKA MT Helmets - MSI JPN							7	1'56.387	27.978	24.024	36.793	27.592	246.0
Runs=2 Total laps=17 Full laps=14 Valid laps=11							8	1'57.428	27.987	24.301	36.935	28.205	246.5
1	2'51.166	30.782	25.481	37.997	28.022	174.7	9	1'57.187	28.140	24.117	37.120	27.810	246.0
2	1'57.599	28.084	24.393	37.298	27.824	247.7	10	1'56.992 *	28.13*	24.179	36.771	27.911	247.1
3	1'56.486	27.845	24.154	36.903	27.584	247.1	11	2'00.248 P	28.074	24.217	38.219	29.738	245.4
4	1'57.334	27.909	24.359	37.239	27.827	247.1	12	2'02.008	31.848	24.766	37.595	27.799	167.1
5	1'57.846 *	28.118	24.458	37.457	27.813*	248.2	13	1'56.456	27.886	24.047	36.779	27.744	247.7

Fastest Lap: David ALONSO CFMOTO Valresa As COL **1'54.671** 27.536 23.710 36.048 27.377

These data/results cannot be reproduced, stored and/or transmitted in whole or in part by any manner of electronic, mechanical, photocopying, recording, broadcasting or otherwise now known or herein after developed without the previous express consent by the copyright owner, except for reproduction in daily press and regular printed publications on sale to the public within 60 days of the event related to those data/results and always provided that copyright symbol appears together as follows below.
© DORNA, 2024



Practice Nr. 1

Moto3

Lap	Lap Time	T1	T2	T3	T4	Speed	Lap	Lap Time	T1	T2	T3	T4	Speed
14	1'58.113	28.179	24.729	37.586	27.619	247.7	3	1'58.356	28.330	24.572	37.396	28.058	247.7
15	1'56.143	27.918	24.044	36.788	27.393	246.5	4	1'57.877	28.268	24.461	37.067	28.081	244.8
6th 48 Ivan ORTOLA MT Helmets - MSI SPA Runs=2 Total laps=14 Full laps=11 Valid laps=10							5	2'01.638	28.896	24.569	40.312	27.861	244.3
1	2'50.755	30.917	25.673	38.360	28.333	173.3	6	1'58.553 *	28.152	24.812*	37.463	28.126	248.2
2	1'57.597	28.164	24.295	37.393	27.745	246.0	7	1'58.936 *	28.284	24.483	37.867	28.302*	241.0
3	1'56.584	27.828	24.076	36.789	27.891	247.7	8	1'57.965	28.170	24.407	37.238	28.150	243.2
4	1'57.562	27.911	24.380	37.377	27.894	248.8	9	1'57.818	28.610	24.507	36.883	27.818	241.6
5	1'56.848	28.018	24.338	36.804	27.688	247.1	10	1'56.985 *	27.99*	24.264	36.955	27.772	248.8
6	2'04.147	28.017	24.870	43.194	28.066	248.2	11	59.999 P	28.123				245.4
7	1'56.837	27.995	24.167	36.752	27.923	247.7	12	2'03.294	33.788	24.400	37.175	27.931	150.4
8	1'56.989	27.941	24.070	36.814	28.164	247.7	13	1'56.291	27.912	24.100	36.729	27.550	244.3
9	1'01.501 P	31.657				245.4	14	1'56.886	27.886	24.235	36.767	27.998	247.7
10	2'00.309	29.986	24.347	37.879	28.097	176.1	15	2'03.647	31.064	24.322	39.769	28.492	240.0
11	1'56.160	27.762	23.954	36.614	27.830	244.3	16	1'59.328	28.161	24.220	38.858	28.089	238.9
12	1'58.434 *	27.611	24.008	36.503	30.312*	246.5	17	1'57.664	28.106	24.411	37.141	28.006	238.4
13	2'04.504	27.895	24.156	40.243	32.210	242.1	10th 12 Jacob ROULSTONE Red Bull GASGAS Te AUS Runs=2 Total laps=14 Full laps=11 Valid laps=9						
14	1'56.938	27.872	24.225	36.976	27.865	247.7	1	2'38.989	36.004	29.189	40.573	29.783	161.1
7th 82 Stefano NEPA LEVELUP - MTA ITA Runs=2 Total laps=13 Full laps=10 Valid laps=10							2	2'02.070	29.107	25.435	38.934	28.594	235.2
1	2'48.555	32.083	26.094	39.292	29.229	171.4	3	1'58.639	28.515	24.600	37.542	27.982	246.0
2	1'58.827	28.673	24.903	37.475	27.776	243.7	4	1'58.028	28.223	24.672	37.245	27.888	248.2
3	1'57.513	28.139	24.282	37.111	27.981	244.3	5	1'58.262	28.368	24.513	37.332	28.049	248.8
4	1'57.090	27.891	24.336	37.073	27.790	247.1	6	2'07.320 *	34.988	25.185*	38.828	28.319	243.7
5	1'56.959	28.088	24.335	36.859	27.677	248.2	7	1'58.900 *	28.299	24.475	37.253	28.873*	244.3
6	2'02.994	32.275	25.308	37.712	27.699	247.7	8	1'57.886	28.191	24.288	37.326	28.081	247.1
7	1'56.573	28.136	24.194	36.620	27.623	247.7	9	59.340 P	30.256				242.6
8	1'04.428 P	30.404				249.4	10	2'02.399	31.682	24.754	37.762	28.201	165.8
9	2'00.807	31.892	24.562	36.741	27.612	168.7	11	1'56.297	28.044	23.978	36.669	27.606	243.2
10	1'56.532	28.178	24.222	36.526	27.606	243.2	12	1'56.541	27.896	24.031	36.646	27.968	245.4
11	1'56.340	27.964	24.111	36.486	27.779	244.8	13	2'06.644	31.645	25.363	37.860	31.776	240.5
12	1'56.224	28.012	24.027	36.567	27.618	240.0	14	1'56.736	27.982	24.360	36.817	27.577	248.8
13	1'56.347	27.999	24.113	36.599	27.636	239.4	11th 24 Tatsuki SUZUKI Liqui Moly Husqvarna JPN Runs=3 Total laps=13 Full laps=8 Valid laps=7						
8th 66 Joel KELSO BOE Motorsports AUS Runs=3 Total laps=13 Full laps=8 Valid laps=8							1	2'43.773	32.346	25.413	38.313	28.551	163.8
1	2'54.034	31.685	25.066	37.349	28.239	168.7	2	2'05.581	29.268	28.605	39.407	28.301	243.2
2	1'57.526	28.099	24.455	37.020	27.952	242.1	3	1'58.391	28.395	24.556	37.148	28.292	244.8
3	1'57.728	27.981	24.532	37.103	28.112	246.5	4	1'59.679	28.315	24.752	38.506	28.106	244.8
4	1'58.001	28.027	24.240	37.405	28.329	244.8	5	1'57.965	28.166	24.436	37.238	28.125	243.7
5	1'57.681	27.877	24.326	37.313	28.165	247.1	6	59.997 P	29.269				245.4
6	2'06.900	32.814	26.992	38.364	28.730	242.6	7	2'03.999	32.449	25.071	37.979	28.500	159.5
7	2'00.638 P	28.179	24.651	38.381*	29.427	241.6	8	1'59.266	28.522	24.797	37.596	28.351	242.1
8	2'03.807	33.216	24.791	37.559	28.241	145.7	9	2'00.528 P	28.364	24.653	38.601	28.910	242.1
9	59.627 P	29.381				241.6	10	2'10.732	40.916	24.641	37.355	27.820	95.0
10	2'21.822	42.654	26.858	43.388	28.922	141.9	11	1'56.392	27.863	24.097	36.729	27.703	247.1
11	1'56.237	27.870	24.034	36.552	27.781	248.2	12	1'56.417	27.902	23.991	36.757	27.767	248.8
12	1'56.613	27.794	24.148	36.751	27.920	246.0	13	1'56.615 *	27.862	24.214	36.829	27.710*	245.4
13	1'59.688	27.949	24.780	38.313	28.646	245.4	12th 64 David MUÑOZ BOE Motorsports SPA Runs=3 Total laps=12 Full laps=7 Valid laps=7						
9th 31 Adrian FERNANDEZ Leopard Racing SPA Runs=2 Total laps=17 Full laps=14 Valid laps=11							1	2'42.150	31.705	25.127	38.147	28.186	170.6
1	2'41.388	32.905	25.849	38.402	28.857	169.0	2	2'00.240	28.303	24.592	38.476	28.869	246.5
2	1'59.741	28.457	24.902	37.912	28.470	246.5	3	1'57.481	28.166	24.400	37.196	27.719	247.1
							4	1'57.529	28.127	24.386	37.012	28.004	247.7
							5	1'59.393	28.980	24.597	37.564	28.252	244.3

Fastest Lap: David ALONSO CFMOTO Valresa As COL **1'54.671** 27.536 23.710 36.048 27.377

These data/results cannot be reproduced, stored and/or transmitted in whole or in part by any manner of electronic, mechanical, photocopying, recording, broadcasting or otherwise now known or herein after developed without the previous express consent by the copyright owner, except for reproduction in daily press and regular printed publications on sale to the public within 60 days of the event related to those data/results and always provided that copyright symbol appears together as follows below.
© DORNA, 2024

Practice Nr. 1

Moto3

Lap	Lap Time		T1	T2	T3	T4	Speed	Lap	Lap Time		T1	T2	T3	T4	Speed
6	1'57.458	P	28.253	24.299	38.269	26.637	247.1	12	2'02.265		27.868	25.187	39.895	29.315	247.1
7	2'02.565		31.821	24.758	38.008	27.978	166.6	13	2'02.806		27.853	24.127	39.528	31.298	248.8
8	1'56.365	P	28.256	24.430	37.613	26.066	244.3	14	1'57.123		27.864	24.271	36.781	28.207	246.0
9	2'16.130		44.258	25.493	38.690	27.689	85.4	16th 85 Xabi ZURUTUZA Red Bull KTM Ajo SPA							
10	1'56.624		27.839	23.981	36.995	27.809	248.2	Runs=2 Total laps=15 Full laps=12 Valid laps=9							
11	1'57.534		27.944	23.915	37.577	28.098	248.2	1	2'40.871		31.928	26.188	38.422	29.455	172.8
12	1'56.498		27.860	24.283	36.916	27.439	248.8	2	2'00.739		28.663	25.299	38.269	28.508	242.1
13th 7 Filippo FARIOLI SIC58 Squadra Corse ITA							3	1'58.203		28.331	24.598	37.305	27.969	247.1	
Runs=2 Total laps=13 Full laps=10 Valid laps=10							4	1'58.225		28.338	24.613	37.277	27.997	246.5	
1	2'45.395		32.005	25.638	38.312	28.388	167.7	5	2'01.099		28.697	24.789	38.183	29.430	247.1
2	1'59.623		28.530	25.017	37.690	28.386	243.7	6	2'02.569		28.114	24.870	41.544	28.041	247.7
3	1'59.024		28.236	24.831	37.667	28.290	244.3	7	1'57.774		28.207	24.454	37.233	27.880	246.5
4	1'58.950		28.332	24.746	37.753	28.119	245.4	8	1'00.107	P	29.573				245.4
5	1'57.803		28.232	24.437	37.268	27.866	245.4	9	2'04.123		30.975	24.547	39.912	28.689	171.9
6	1'58.177		28.392	24.542	37.219	28.024	246.5	10	1'58.465		28.431	25.052	37.108	27.874	230.2
7	2'01.956		28.351	24.615	40.896	28.094	245.4	11	1'56.791		27.908	24.227	36.894	27.762	245.4
8	2'00.245		28.201	25.074	38.929	28.041	245.4	12	1'59.852		29.723	24.527	37.676	27.926	246.5
9	58.710	P	28.294				244.8	13	2'02.633	*	29.785	24.529*	38.905	29.414	245.4
10	2'05.838		35.610	24.884	37.520	27.824	168.2	14	2'02.720	*	28.210	24.934*	40.811	28.765	241.0
11	1'56.548		27.884	24.068	36.986	27.610	244.3	15	1'59.012	*	28.459	24.824	37.582	28.147*	239.4
12	1'56.869		27.983	24.238	36.889	27.759	246.0	17th 96 Daniel HOLGADO Red Bull GASGAS Te SPA							
13	1'56.957		27.964	24.488	36.893	27.612	245.4	Runs=3 Total laps=14 Full laps=9 Valid laps=6							
14th 19 Scott OGDEN MLav Racing GBR							1	3'07.672		32.360	26.718	39.711	28.836	171.1	
Runs=2 Total laps=16 Full laps=13 Valid laps=12							2	2'00.248		28.709	25.277	37.941	28.321	238.9	
1	2'39.253		32.941	25.789	38.622	30.829	168.2	3	1'59.445	*	28.381	25.071*	37.675	28.318	240.5
2	2'01.413		28.951	25.555	38.245	28.662	237.3	4	1'58.983		28.348	24.832	37.564	28.239	241.6
3	2'02.562	*	28.565	24.733*	39.437	29.827	235.2	5	1'58.557	*	28.225	24.695*	37.467	28.170	242.6
4	1'58.490		28.411	24.576	37.387	28.116	241.0	6	58.645	P	28.233				241.0
5	1'57.913		28.288	24.532	37.014	28.079	242.6	7	2'03.156		31.529	25.684	37.804	28.139	169.2
6	2'04.433		28.191	24.627	43.180	28.435	247.1	8	1'57.850		28.132	24.540	37.195	27.983	244.8
7	1'57.683		28.125	24.354	37.044	28.160	243.2	9	57.891	P	28.187				243.7
8	1'58.804		28.142	24.705	37.731	28.226	244.3	10	2'01.380		30.980	24.627	37.429	28.344	171.9
9	1'00.215	P	29.734				243.2	11	1'56.862		27.758	24.361	36.830	27.913	242.6
10	2'03.622		30.456	24.559	39.680	28.927	175.6	12	2'02.323		27.815	29.054	36.878	28.576	242.1
11	1'57.265		28.035	24.516	36.770	27.944	244.3	13	2'02.727		27.771	24.301	38.784	31.871	246.5
12	1'56.565		27.959	24.013	36.686	27.907	238.4	14	1'58.022	*	27.703	24.381	37.084	28.854*	243.7
13	1'59.953		30.839	24.388	36.877	27.849	242.1	18th 72 Taiyo FURUSATO Honda Team Asia JPN							
14	2'03.967		30.184	24.265	39.163	30.355	240.5	Runs=2 Total laps=15 Full laps=12 Valid laps=11							
15	2'08.183		28.109	24.556	39.973	35.545	241.6	1	2'47.867		31.035	24.965	38.850	28.455	175.6
16	1'57.850		28.235	24.481	37.049	28.085	241.0	2	1'59.801		30.186	24.457	37.320	27.838	242.1
15th 36 Angel PIQUERAS Leopard Racing SPA							3	1'57.022		27.961	24.322	36.869	27.870	247.7	
Runs=3 Total laps=14 Full laps=10 Valid laps=8							4	1'58.005		28.737	24.406	37.226	27.636	246.0	
1	2'46.922		32.628	26.103	39.602	28.617	171.7	5	1'57.807		28.054	24.486	37.513	27.754	248.2
2	1'59.430		28.490	25.010	37.836	28.094	243.7	6	1'57.749		28.134	24.239	37.413	27.963	249.4
3	1'58.707	*	28.146	24.676*	37.506	28.379	246.5	7	1'57.524	*	28.036	24.244	37.084	28.160*	241.0
4	1'58.512		28.030	24.777	37.700	28.005	248.8	8	58.277	P	28.576				239.4
5	1'57.950	*	28.006	24.501*	37.495	27.948	248.2	9	2'03.775		30.182	24.488	40.171	28.934	178.2
6	1'57.953		27.988	24.532	37.523	27.910	248.8	10	1'56.953		27.942	24.274	36.835	27.902	243.2
7	2'04.156		28.179	24.558	43.200	28.219	248.2	11	1'56.901		28.084	24.070	36.807	27.940	238.9
8	1'58.739	P	28.187	24.672	37.821	28.059	247.1	12	1'58.252		29.099	24.172	36.891	28.090	225.9
9	1'02.870	P	32.332				164.8	13	2'05.441		28.340	24.488	41.158	31.455	239.4
10	2'03.330		32.882	24.572	37.735	28.141	143.0	14	2'08.806		28.231	24.622	40.910	35.043	240.0
11	1'56.706		27.926	24.301	36.734	27.745	246.0	15	1'57.088		28.126	24.361	36.777	27.824	244.3

Fastest Lap: David ALONSO CFMOTO Valresa As COL 1'54.671 27.536 23.710 36.048 27.377

These data/results cannot be reproduced, stored and/or transmitted in whole or in part by any manner of electronic, mechanical, photocopying, recording, broadcasting or otherwise now known or herein after developed without the previous express consent by the copyright owner, except for reproduction in daily press and regular printed publications on sale to the public within 60 days of the event related to those data/results and always provided that copyright symbol appears together as follows below.
© DORNA, 2024

Practice Nr. 1

Moto3

Lap	Lap Time	T1	T2	T3	T4	Speed	Lap	Lap Time	T1	T2	T3	T4	Speed	
19th	18	Matteo BERTELLE Kopron Rivacold Snip ITA						22nd	54	Riccardo ROSSI CIP Green Power ITA				
	Runs=3	Total laps=15			Full laps=10 Valid laps=10				Runs=3	Total laps=13		Full laps=8 Valid laps=4		
1	2'47.962	32.534	26.400	39.525	29.016	170.8	1	2'44.712	34.874	26.844	39.157	28.858	155.8	
2	2'01.415	29.102	25.461	38.343	28.509	243.7	2	2'06.034 *	28.903	25.581	42.031	29.519*	241.0	
3	2'00.140	28.933	24.965	37.812	28.430	245.4	3	1'59.250 *	28.721	24.851*	37.452	28.226	242.6	
4	1'59.146	28.361	24.616	37.838	28.331	244.3	4	1'58.501	28.263	24.381	37.486	28.371	244.3	
5	1'58.709	28.299	24.464	37.608	28.338	246.0	5	1'58.678 *	28.311	24.559	37.480	28.328*	243.7	
6	59.763 P	28.850				245.4	6	1'01.556 P	30.154				241.0	
7	2'04.510	32.623	25.440	37.977	28.470	162.1	7	2'07.389	33.881	25.964	38.695	28.849	159.7	
8	1'58.681	28.297	24.651	37.269	28.464	238.9	8	57.384 P	28.72*				239.4	
9	1'58.719	28.264	24.659	37.413	28.383	240.0	9	2'02.240	31.981	24.719	37.298	28.242	167.7	
10	56.586 P	28.205				238.9	10	1'57.325	28.114	24.328	36.942	27.941	239.4	
11	2'00.534	30.481	24.471	37.336	28.246	175.6	11	2'07.243 *	28.071	24.288	39.942	34.942*	242.6	
12	1'57.014	27.888	24.195	36.847	28.084	241.6	12	2'05.722	28.234	24.623	40.586	32.279	243.2	
13	1'57.413	28.079	24.202	37.042	28.090	239.4	13	1'57.569	28.080	24.557	36.948	27.984	247.1	
14	2'02.278	27.847	24.070	38.713	31.648	243.7								
15	1'57.158	27.923	24.357	36.939	27.939	247.1								
20th	22	David ALMANSA Kopron Rivacold Snip SPA						23rd	10	Nicola CARRARO LEVELUP - MTA ITA				
	Runs=3	Total laps=14			Full laps=9 Valid laps=9				Runs=4	Total laps=16		Full laps=10 Valid laps=10		
1	2'54.429	33.450	27.441	39.555	28.903	170.3	1	2'40.316	36.058	25.928	38.972	31.428	158.1	
2	59.003 P	29.071				243.2	2	2'00.849	28.863	24.810	38.595	28.581	243.7	
3	2'09.744	35.477	27.606	38.374	28.287	168.7	3	1'59.315	28.587	24.597	37.804	28.327	247.7	
4	1'59.682	28.350	25.227	37.665	28.440	242.6	4	1'57.809	28.095	24.453	37.392	27.869	246.5	
5	2'01.910	30.829	25.018	37.727	28.336	240.0	5	2'00.571	28.974	24.661	38.230	28.706	247.7	
6	1'59.243	28.351	25.030	37.531	28.331	239.4	6	2'02.929	28.179	24.835	40.081	29.834	246.5	
7	1'59.034	28.263	25.025	37.461	28.285	240.5	7	1'59.452	28.455	24.418	38.435	28.144	246.0	
8	1'59.376	28.344	25.068	37.529	28.435	242.1	8	58.016 P	28.183				247.1	
9	58.217 P	28.60*				242.6	9	2'04.914	33.026	25.294	38.114	28.480	160.2	
10	2'00.780	30.836	24.825	37.143	27.976	173.9	10	57.530 P	28.493				244.3	
11	1'57.132	28.013	24.375	36.871	27.873	243.2	11	1'02.085 P	30.852				174.1	
12	2'00.375	27.873	26.903	37.199	28.400	242.6	12	2'19.520	43.256	26.949	40.071	29.244	117.1	
13	2'02.945	28.215	24.262	39.170	31.298	241.6	13	2'01.864	28.623	24.622	40.354	28.265	243.2	
14	1'58.488	28.357	24.460	37.721	27.950	245.4	14	2'05.896	28.098	24.345	41.209	32.244	247.7	
							15	2'07.396	28.137	24.266	40.206	34.787	247.1	
							16	1'57.345	28.251	24.301	37.073	27.720	247.1	
21st	55	Noah DETTWILER CIP Green Power SWI						24th	70	Joshua WHATLEY MLav Racing GBR				
	Runs=2	Total laps=17			Full laps=14 Valid laps=11				Runs=2	Total laps=13		Full laps=10 Valid laps=10		
1	2'11.475	32.164	25.730	38.789	28.737	168.4	1	2'41.459	33.104	26.634	38.634	29.684	162.6	
2	2'01.209	28.898	25.367	38.302	28.642	236.3	2	2'01.970	28.786	25.126	38.368	29.690	242.1	
3	2'01.030	28.911	25.269	38.140	28.710	236.8	3	1'59.803	28.552	24.833	37.793	28.625	238.4	
4	2'00.475	28.676	25.129	38.081	28.589	237.8	4	1'59.209	28.630	24.600	37.597	28.382	238.4	
5	2'00.557 *	28.669	25.091*	38.056	28.741	237.8	5	1'59.146	28.601	24.460	37.750	28.335	243.2	
6	2'00.096	28.635	24.992	37.927	28.542	237.8	6	1'58.487	28.286	24.395	37.428	28.378	243.2	
7	1'59.888	28.627	24.967	37.853	28.441	237.3	7	1'58.913	28.582	24.624	37.480	28.227	238.4	
8	2'02.704	31.038	25.265	37.793	28.608	238.4	8	1'59.117	28.408	24.564	37.500	28.645	241.6	
9	1'59.826 *	28.522	24.932*	37.921	28.451	240.0	9	4'18.100 P	3'44.838				236.3	
10	1'59.806 *	28.55*	25.071	37.683	28.497	240.5	10	2'06.085	35.349	24.931	37.485	28.320	116.5	
11	1'59.658	28.566	24.908	37.747	28.437	239.4	11	1'58.614	28.468	24.651	37.281	28.214	239.4	
12	58.149 P	28.632				237.8	12	1'57.944	28.171	24.332	37.015	28.426	239.4	
13	2'03.525	30.956	25.136	38.045	29.388	163.8	13	2'05.742	28.407	28.544	39.691	29.100	234.7	
14	1'58.373	28.400	24.397	37.353	28.223	238.9								
15	1'57.281	28.072	24.385	36.932	27.892	242.6								
16	2'01.898	28.051	24.311	38.522	31.014	242.6								
17	1'59.830	29.105	24.760	37.764	28.201	240.5								
25th	78	Joel ESTEBAN CFMOTO Valresa As SPA												
	Runs=3	Total laps=13			Full laps=8 Valid laps=6									
1	4'43.455	33.337	27.442	42.842	29.287	162.8								
2	1'59.214	28.455	24.763	37.783	28.213	244.3								
3	1'59.790	28.263	24.925	38.625	27.977	244.3								

Fastest Lap: David ALONSO CFMOTO Valresa As COL **1'54.671** 27.536 23.710 36.048 27.377

These data/results cannot be reproduced, stored and/or transmitted in whole or in part by any manner of electronic, mechanical, photocopying, recording, broadcasting or otherwise now known or herein after developed without the previous express consent by the copyright owner, except for reproduction in daily press and regular printed publications on sale to the public within 60 days of the event related to those data/results and always provided that copyright symbol appears together as follows below.
© DORNA, 2024

Practice Nr. 1

Moto3

Lap	Lap Time	T1	T2	T3	T4	Speed	Lap	Lap Time	T1	T2	T3	T4	Speed
4	1'58.428	28.003	24.643	38.019	27.763	250.5							
5	1'58.107	28.204	24.518	37.592	27.793	251.1							
6	2'03.179 *	28.856	24.486	40.891	28.946*	247.7							
7	2'00.676	29.179	24.832	38.399	28.266	246.5							
8	1'57.361 P	28.470	25.236	37.956	25.699	245.4							
9	2'02.835	31.489	25.143	37.896	28.307	167.4							
10	56.424 P	28.229				241.6							
11	2'10.728 *	32.805	24.685	38.828	34.410*	167.4							
12	2'04.260 *	28.046	24.621	37.933	33.660*	247.1							
13	1'58.200	28.422	24.758	37.319	27.701	249.4							

26th **5** **Tatchakorn BUASRI** Honda Team Asia THA
 Runs=2 Total laps=9 Full laps=6 Valid laps=5

1	2'43.885	33.139	25.834	38.932	29.220	165.1							
2	2'04.815	29.207	25.548	40.342	29.718	243.7							
3	1'59.115	28.259	24.591	37.601	28.664	243.7							
4	1'59.440	28.449	24.619	37.851	28.521	241.0							
5	1'58.516	28.510	24.411	37.455	28.140	240.0							
6	1'59.298 *	28.383	24.801*	37.703	28.411	243.7							
7	1'43.837 P	28.254	24.420			244.3							
8	2'08.486	34.202	25.322	39.130	29.832	160.4							
9	1'58.570	28.360	24.652	37.306	28.252	239.4							

Fastest Lap: David ALONSO CFMOTO Valresa As COL **1'54.671** 27.536 23.710 36.048 27.377

These data/results cannot be reproduced, stored and/or transmitted in whole or in part by any manner of electronic, mechanical, photocopying, recording, broadcasting or otherwise now known or herein after developed without the previous express consent by the copyright owner, except for reproduction in daily press and regular printed publications on sale to the public within 60 days of the event related to those data/results and always provided that copyright symbol appears together as follows below.
 © DORNA, 2024



5245 m.

GRAN PREMIO D'ITALIA BREMBO

Practice Nr. 1

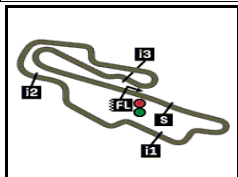
Best Partial Times

IT Ideal Lap Time, sum of the best partial times

BT Best Lap Time

<i>T1</i>		<i>T2</i>		<i>T3</i>		<i>T4</i>				<i>IT</i>	<i>BT</i>	
Pos	Rider	Time	Rider	Time	Rider	Time	Rider	Time	Pos	Rider		
1	D.ALONSO	27.509	D.ALONSO	23.710	D.ALONSO	36.048	C.VEIJER	27.326	1	D.ALONSO	1'54.644	1'54.671 (1)
2	I.ORTOLA	27.611	R.YAMANAKA	23.815	C.VEIJER	36.236	D.ALONSO	27.377	2	C.VEIJER	1'55.185	1'55.207 (2)
3	R.YAMANAKA	27.692	C.VEIJER	23.871	R.YAMANAKA	36.423	L.LUNETTA	27.393	3	R.YAMANAKA	1'55.345	1'55.368 (3)
4	D.HOLGADO	27.703	J.RUEDA	23.897	J.RUEDA	36.482	R.YAMANAKA	27.415	4	I.ORTOLA	1'55.756	1'56.160 (6)
5	C.VEIJER	27.752	D.MUÑOZ	23.915	S.NEPA	36.486	D.MUÑOZ	27.439	5	J.RUEDA	1'55.926	1'56.088 (4)
6	J.RUEDA	27.774	I.ORTOLA	23.954	I.ORTOLA	36.503	A.FERNANDEZ	27.550	6	S.NEPA	1'56.010	1'56.224 (7)
7	J.KELSO	27.794	J.ROULSTONE	23.978	J.KELSO	36.552	J.ROULSTONE	27.577	7	L.LUNETTA	1'56.074	1'56.143 (5)
8	D.MUÑOZ	27.839	T.SUZUKI	23.991	J.ROULSTONE	36.646	S.NEPA	27.606	8	J.ROULSTONE	1'56.097	1'56.297 (10)
9	M.BERTELLE	27.847	S.OGDEN	24.013	S.OGDEN	36.686	F.FARIOLI	27.610	9	D.MUÑOZ	1'56.109	1'56.498 (12)
10	A.PIQUERAS	27.853	L.LUNETTA	24.024	T.SUZUKI	36.729	T.FURUSATO	27.636	10	J.KELSO	1'56.161	1'56.237 (8)
11	T.SUZUKI	27.862	S.NEPA	24.027	A.FERNANDEZ	36.729	I.ORTOLA	27.688	11	A.FERNANDEZ	1'56.265	1'56.291 (9)
12	D.ALMANSA	27.873	J.KELSO	24.034	A.PIQUERAS	36.734	J.ESTEBAN	27.701	12	T.SUZUKI	1'56.285	1'56.392 (11)
13	F.FARIOLI	27.884	F.FARIOLI	24.068	L.LUNETTA	36.771	T.SUZUKI	27.703	13	T.FURUSATO	1'56.425	1'56.901 (18)
14	A.FERNANDEZ	27.886	M.BERTELLE	24.070	T.FURUSATO	36.777	N.CARRARO	27.720	14	F.FARIOLI	1'56.451	1'56.548 (13)
15	L.LUNETTA	27.886	T.FURUSATO	24.070	D.HOLGADO	36.830	A.PIQUERAS	27.745	15	A.PIQUERAS	1'56.459	1'56.706 (15)
16	S.NEPA	27.891	A.FERNANDEZ	24.100	M.BERTELLE	36.847	X.ZURUTUZA	27.762	16	S.OGDEN	1'56.507	1'56.565 (14)
17	J.ROULSTONE	27.896	A.PIQUERAS	24.127	D.ALMANSA	36.871	J.RUEDA	27.773	17	M.BERTELLE	1'56.703	1'57.014 (19)
18	X.ZURUTUZA	27.908	X.ZURUTUZA	24.227	F.FARIOLI	36.889	J.KELSO	27.781	18	D.HOLGADO	1'56.747	1'56.862 (17)
19	T.FURUSATO	27.942	D.ALMANSA	24.262	X.ZURUTUZA	36.894	S.OGDEN	27.849	19	X.ZURUTUZA	1'56.791	1'56.791 (16)
20	S.OGDEN	27.959	N.CARRARO	24.266	D.MUÑOZ	36.916	D.ALMANSA	27.873	20	D.ALMANSA	1'56.879	1'57.132 (20)
21	J.ESTEBAN	28.003	R.ROSSI	24.288	N.DETTWILER	36.932	N.DETTWILER	27.892	21	N.CARRARO	1'57.154	1'57.345 (23)
22	N.DETTWILER	28.051	D.HOLGADO	24.301	R.ROSSI	36.942	D.HOLGADO	27.913	22	N.DETTWILER	1'57.186	1'57.281 (21)
23	R.ROSSI	28.071	N.DETTWILER	24.311	J.WHATLEY	37.015	M.BERTELLE	27.939	23	R.ROSSI	1'57.242	1'57.325 (22)
24	N.CARRARO	28.095	J.WHATLEY	24.332	N.CARRARO	37.073	R.ROSSI	27.941	24	J.ESTEBAN	1'57.509	1'58.107 (25)

These data/results cannot be reproduced, stored and/or transmitted in whole or in part by any manner of electronic, mechanical, photocopying, recording, broadcasting or otherwise now known or herein after developed without the previous express consent by the copyright owner, except for reproduction in daily press and regular printed publications on sale to the public within 60 days of the event related to those data/results and always provided that copyright symbol appears together as follows below.
© DORNA, 2024



5245 m.

GRAN PREMIO D'ITALIA BREMBO

Practice Nr. 1

Best Partial Times

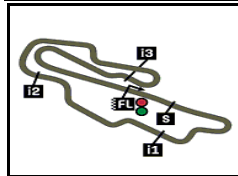
Moto3™

IT Ideal Lap Time, sum of the best partial times

BT Best Lap Time

		T1		T2		T3		T4					
<i>Pos</i>	<i>Rider</i>	<i>Time</i>	<i>Rider</i>	<i>Time</i>	<i>Rider</i>	<i>Time</i>	<i>Rider</i>	<i>Time</i>	<i>Pos</i>	<i>Rider</i>	<i>IT</i>	<i>BT</i>	
25	J.WHATLEY	28.171	T.BUASRI	24.411	T.BUASRI	37.306	T.BUASRI	28.140	25	J.WHATLEY	1'57.732	1'57.944	(24)
26	T.BUASRI	28.254	J.ESTEBAN	24.486	J.ESTEBAN	37.319	J.WHATLEY	28.214	26	T.BUASRI	1'58.111	1'58.516	(26)

These data/results cannot be reproduced, stored and/or transmitted in whole or in part by any manner of electronic, mechanical, photocopying, recording, broadcasting or otherwise now known or herein after developed without the previous express consent by the copyright owner, except for reproduction in daily press and regular printed publications on sale to the public within 60 days of the event related to those data/results and always provided that copyright symbol appears together as follows below.
© DORNA, 2024



5245 m.

GRAN PREMIO D'ITALIA BREMBO

Practice Nr. 1

Fastest Laps Sequence

<i>Practice Time</i>	 <i>Rider</i>	<i>Nation</i>	<i>Motorcycle</i>	<i>Time</i>	<i>Km/h</i>	<i>Rider's Lap</i>
4'12.684	55 Noah DETTWILER	SWI	KTM	2'01.209	155.7	2
4'23.342	95 Collin VEIJER	NED	HUSQVARNA	1'58.884	158.8	2
4'47.382	82 Stefano NEPA	ITA	KTM	1'58.827	158.9	2
4'48.157	80 David ALONSO	COL	CFMOTO	1'57.717	160.4	2
4'48.352	48 Ivan ORTOLA	SPA	KTM	1'57.597	160.5	2
4'51.560	66 Joel KELSO	AUS	KTM	1'57.526	160.6	2
6'39.871	64 David MUÑOZ	SPA	KTM	1'57.481	160.7	3
6'44.690	72 Taiyo FURUSATO	JPN	HONDA	1'57.022	161.3	3
6'44.744	80 David ALONSO	COL	CFMOTO	1'56.587	161.9	3
6'44.936	48 Ivan ORTOLA	SPA	KTM	1'56.584	161.9	3
6'45.251	6 Ryusei YAMANAKA	JPN	KTM	1'56.486	162.0	3
8'41.203	80 David ALONSO	COL	CFMOTO	1'56.459	162.1	4
14'38.177	58 Luca LUNETTA	ITA	HONDA	1'56.387	162.2	7
24'20.940	80 David ALONSO	COL	CFMOTO	1'56.137	162.5	12
26'37.963	99 Jose Antonio RUEDA	SPA	KTM	1'56.088	162.6	10
29'05.208	95 Collin VEIJER	NED	HUSQVARNA	1'55.990	162.7	12
31'00.884	95 Collin VEIJER	NED	HUSQVARNA	1'55.676	163.2	13
32'52.907	80 David ALONSO	COL	CFMOTO	1'55.144	163.9	15
34'47.578	80 David ALONSO	COL	CFMOTO	1'54.671	164.6	16

These data/results cannot be reproduced, stored and/or transmitted in whole or in part by any manner of electronic, mechanical, photocopying, recording, broadcasting or otherwise now known or herein after developed without the previous express consent by the copyright owner, except for reproduction in daily press and regular printed publications on sale to the public within 60 days of the event related to those data/results and always provided that copyright symbol appears together as follows below.

© DORNA, 2024