


5245 m.

GRAN PREMIO D'ITALIA BREMBO

Free Practice

Classification

3

	Rider	Nation	Team	Motorcycle	Time	Lap	Total	Gap	Top Speed
1	80 David ALONSO	COL	CFMOTO Valresa Aspar Team	CFMOTO	1'55.818	16	16		246.0
2	6 Ryusei YAMANAKA	JPN	MT Helmets - MSI	KTM	1'56.886	14	14	1.068	1.068 244.3
3	99 Jose Antonio RUEDA	SPA	Red Bull KTM Ajo	KTM	1'57.050	13	14	1.232	0.164 242.6
4	96 Daniel HOLGADO	SPA	Red Bull GASGAS Tech3	GASGAS	1'57.139	14	14	1.321	0.089 244.8
5	82 Stefano NEPA	ITA	LEVELUP - MTA	KTM	1'57.279	15	15	1.461	0.140 246.5
6	85 Xabi ZURUTUZA	SPA	Red Bull KTM Ajo	KTM	1'57.477	12	12	1.659	0.198 242.6
7	64 David MUÑOZ	SPA	BOE Motorsports	KTM	1'57.513	14	15	1.695	0.036 246.5
8	58 Luca LUNETTA	ITA	SIC58 Squadra Corse	HONDA	1'57.539	14	14	1.721	0.026 245.4
9	95 Collin VEIJER	NED	Liqui Moly Husqvarna Intact GP	HUSQVARNA	1'57.669	12	14	1.851	0.130 242.1
10	18 Matteo BERTELLE	ITA	Kopron Rivacold Snipers Team	HONDA	1'57.678	16	16	1.860	0.009 243.7
11	66 Joel KELSO	AUS	BOE Motorsports	KTM	1'57.718	14	14	1.900	0.040 243.7
12	48 Ivan ORTOLA	SPA	MT Helmets - MSI	KTM	1'57.803	11	12	1.985	0.085 243.2
13	72 Taiyo FURUSATO	JPN	Honda Team Asia	HONDA	1'57.846	14	14	2.028	0.043 240.0
14	78 Joel ESTEBAN	SPA	CFMOTO Valresa Aspar Team	CFMOTO	1'57.875	13	14	2.057	0.029 247.7
15	54 Riccardo ROSSI	ITA	CIP Green Power	KTM	1'57.896	13	13	2.078	0.021 244.3
16	31 Adrian FERNANDEZ	SPA	Leopard Racing	HONDA	1'57.962	16	16	2.144	0.066 248.2
17	19 Scott OGDEN	GBR	MLav Racing	HONDA	1'57.982	12	14	2.164	0.020 245.4
18	22 David ALMANSA	SPA	Kopron Rivacold Snipers Team	HONDA	1'58.113	15	15	2.295	0.131 248.2
19	24 Tatsuki SUZUKI	JPN	Liqui Moly Husqvarna Intact GP	HUSQVARNA	1'58.119	14	14	2.301	0.006 248.2
20	12 Jacob ROULSTONE	AUS	Red Bull GASGAS Tech3	GASGAS	1'58.713	14	14	2.895	0.594 243.7
21	36 Angel PIQUERAS	SPA	Leopard Racing	HONDA	1'58.724	15	16	2.906	0.011 244.3
22	5 Tatchakorn BUASRI	THA	Honda Team Asia	HONDA	1'58.813	12	14	2.995	0.089 243.7
23	10 Nicola CARRARO	ITA	LEVELUP - MTA	KTM	1'58.863	13	14	3.045	0.050 248.2
24	55 Noah DETTWILER	SWI	CIP Green Power	KTM	1'59.644	10	10	3.826	0.781 243.7
25	7 Filippo FARIOLI	ITA	SIC58 Squadra Corse	HONDA	1'59.747	15	15	3.929	0.103 246.0
26	70 Joshua WHATLEY	GBR	MLav Racing	HONDA	1'59.942	14	14	4.124	0.195 237.8

Practice condition: Dry

Air: 18°

Humidity: 70%

Ground: 20°

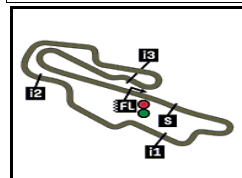
Fastest Lap:	Lap: 16	David ALONSO	1'55.818	163 Km/h
Best Race Lap:	2023	Ayumu SASAKI	1'56.298	162.3 Km/h
All-Time Lap Record:	2024	David ALONSO	1'55.818	163.0 Km/h

The results are provisional until the end of the limit for protest and appeals.

Time limit for protest expires 60' after publication of the results - Time:

These data/results cannot be reproduced, stored and/or transmitted in whole or in part by any manner of electronic, mechanical, photocopying, recording, broadcasting or otherwise now known or herein after developed without the previous express consent by the copyright owner, except for reproduction in daily press and regular printed publications on sale to the public within 60 days of the event related to those data/results and always provided that copyright symbol appears together as follows below.

© DORNA, 2024



5245 m.

GRAN PREMIO D'ITALIA BREMBO

Free Practice

Top Speed & Average

4



Rider	Nation	Motorcycle	Top 5 speeds					Average	Top
10 Nicola CARRARO	ITA	KTM	248.2	247.7	247.1	247.1	246.5	247.3	248.2
22 David ALMANSA	SPA	HONDA	248.2	246.0	244.8	244.3	244.3	245.3	248.2
24 Tatsuki SUZUKI	JPN	HUSQVARNA	248.2	246.5	245.4	244.8	244.8	245.9	248.2
31 Adrian FERNANDEZ	SPA	HONDA	248.2	248.2	246.0	245.4	242.6	245.1	248.2
78 Joel ESTEBAN	SPA	CFMOTO	247.7	247.1	247.1	246.5	246.0	246.7	247.7
64 David MUÑOZ	SPA	KTM	246.5	246.0	246.0	245.4	244.3	245.4	246.5
82 Stefano NEPA	ITA	KTM	246.5	243.7	242.6	242.1	240.5	243.1	246.5
7 Filippo FARIOLI	ITA	HONDA	246.0	244.8	243.2	242.6	241.6	243.6	246.0
80 David ALONSO	COL	CFMOTO	246.0	244.8	243.7	243.7	243.7	244.2	246.0
19 Scott OGDEN	GBR	HONDA	245.4	243.7	243.7	241.0	239.4	242.1	245.4
58 Luca LUNETTA	ITA	HONDA	245.4	244.3	244.3	243.7	242.1	244.0	245.4
96 Daniel HOLGADO	SPA	GASGAS	244.8	244.8	244.3	243.7	243.7	244.2	244.8
6 Ryusei YAMANAKA	JPN	KTM	244.3	243.7	243.7	243.7	243.2	243.5	244.3
36 Angel PIQUERAS	SPA	HONDA	244.3	243.7	243.2	243.2	242.6	243.4	244.3
54 Riccardo ROSSI	ITA	KTM	244.3	244.3	243.7	243.2	242.6	243.5	244.3
5 Tatchakorn BUASRI	THA	HONDA	243.7	242.6	242.1	241.6	241.6	242.2	243.7
12 Jacob ROULSTONE	AUS	GASGAS	243.7	243.2	243.2	242.6	242.1	242.8	243.7
18 Matteo BERTELLE	ITA	HONDA	243.7	243.2	243.2	243.2	242.6	243.2	243.7
55 Noah DETTWILER	SWI	KTM	243.7	241.6	240.5	240.5	237.3	240.2	243.7
66 Joel KELSO	AUS	KTM	243.7	243.2	242.6	242.1	242.1	242.7	243.7
48 Ivan ORTOLA	SPA	KTM	243.2	243.2	242.6	242.1	241.6	242.4	243.2
85 Xabi ZURUTUZA	SPA	KTM	242.6	242.6	242.6	241.6	241.6	242.1	242.6
99 Jose Antonio RUEDA	SPA	KTM	242.6	242.6	242.6	242.6	242.1	242.4	242.6
95 Collin VEIJER	NED	HUSQVARNA	242.1	240.5	240.5	240.0	240.0	240.6	242.1
72 Taiyo FURUSATO	JPN	HONDA	240.0	240.0	239.4	239.4	239.4	239.6	240.0
70 Joshua WHATLEY	GBR	HONDA	237.8	237.3	236.3	234.2	234.2	235.7	237.8

These data/results cannot be reproduced, stored and/or transmitted in whole or in part by any manner of electronic, mechanical, photocopying, recording, broadcasting or otherwise now known or herein after developed without the previous express consent by the copyright owner, except for reproduction in daily press and regular printed publications on sale to the public within 60 days of the event related to those data/results and always provided that copyright symbol appears together as follows below.

© DORNA, 2024

Official MotoGP Timing by TISSOT
www.motogp.com



Mugello, Friday, May 31, 2024



GRAN PREMIO D'ITALIA BREMBO

Free Practice

Chronological Analysis of Performances

5

* Lap / Sector time cancelled T1 Time from finish line to 1st intermediate T3 Time from 2nd intermed. to 3rd intermed.
P Crossing the finish line in pit lane T2 Time from 1st intermed. to 2nd intermed. T4 Time from 3rd intermediate to finish line

Lap	Lap Time	T1	T2	T3	T4	Speed	Lap	Lap Time	T1	T2	T3	T4	Speed	
1st	80	David ALONSO CFMOTO Valresa As COL						9	57.872 P	28.365				240.5
		Runs=2	Total laps=16	Full laps=13	Valid laps=11		10	2'03.238 *	32.536	24.896	37.699	28.107*	144.1	
1	2'30.914	34.443	28.127	41.913	29.949	166.6	11	1'57.444	28.118	24.259	37.093	27.974	241.6	
2	2'04.739	29.947	26.361	39.454	28.977	242.1	12	1'57.213	28.111	24.306	36.902	27.894	242.6	
3	2'00.938	28.958	25.265	38.134	28.581	243.7	13	1'57.050	28.093	24.135	36.815	28.007	242.6	
4	1'59.138	28.627	24.704	37.576	28.231	243.7	14	1'57.504 *	28.218	24.252	36.960	28.074*	242.6	
5	1'58.204	28.242	24.664	37.248	28.050	243.2	4th 96 Daniel HOLGADO Red Bull GASGAS Te SPA							
6	1'57.564	28.124	24.334	37.036	28.070	243.7		Runs=2	Total laps=14	Full laps=11	Valid laps=11			
7	1'56.936	28.043	24.207	36.831	27.855	243.2	1	5'13.576	34.993	28.046	43.160	31.005	161.9	
8	1'56.898	27.991	24.200	36.857	27.850	243.2	2	2'08.724	30.237	27.012	41.323	30.152	240.5	
9	1'57.224 *	28.110	24.130*	36.974	28.010	242.6	3	2'05.015	29.591	26.274	39.890	29.260	240.5	
10	1'56.649	27.947	24.100	36.766	27.836	243.7	4	2'02.457	28.811	25.650	39.083	28.913	243.7	
11	1'56.384	27.946	24.072	36.533	27.833	243.7	5	2'01.950	28.804	25.514	38.998	28.634	243.2	
12	1'57.514 *	27.970	24.285*	37.250	28.009	242.6	6	2'00.103	28.427	25.000	38.278	28.398	243.7	
13	58.070 P	28.071				243.2	7	1'59.933	28.384	25.046	38.018	28.485	244.8	
14	2'01.587	32.000	24.661	37.067	27.859	169.0	8	1'00.255 P	28.523				241.6	
15	1'55.902	27.885	23.952	36.404	27.661	244.8	9	2'03.688 *	31.374	25.416	38.447	28.451*	171.4	
16	1'55.818	27.730	23.895	36.607	27.586	246.0	10	1'58.693	28.267	24.735	37.668	28.023	241.0	
2nd 6 Ryusei YAMANAKA MT Helmets - MSI JPN							11	1'58.036	28.052	24.577	37.404	28.003	244.3	
		Runs=2	Total laps=14	Full laps=11	Valid laps=11		12	1'57.892	28.084	24.539	37.357	27.912	243.7	
1	7'10.915	33.299	26.537	39.773	28.970	159.2	13	1'57.580	28.058	24.637	37.132	27.753	242.6	
2	2'00.633	28.739	25.166	38.195	28.533	244.3	14	1'57.139	27.973	24.513	36.966	27.687	244.8	
3	1'59.399	28.622	24.803	37.648	28.326	243.7	5th 82 Stefano NEPA LEVELUP - MTA ITA							
4	1'59.914	29.087	24.764	37.590	28.473	243.7		Runs=2	Total laps=15	Full laps=12	Valid laps=11			
5	1'58.099	28.372	24.489	37.272	27.966	243.2	1	2'54.284	34.210	27.051	41.090	29.790	159.0	
6	1'57.450	28.131	24.354	37.092	27.873	243.2	2	2'05.123	30.173	26.916	38.995	29.039	242.1	
7	1'57.889	28.025	24.439	36.858	28.567	243.2	3	2'02.547	29.071	25.666	38.910	28.900	243.7	
8	1'58.021	28.019	24.523	37.304	28.175	243.2	4	2'01.030	28.862	25.183	38.272	28.713	246.5	
9	58.490 P	28.341				241.0	5	1'59.934	28.767	24.984	37.672	28.511	242.6	
10	2'03.396	33.052	24.727	37.378	28.239	147.1	6	1'59.335	28.685	24.863	37.440	28.347	239.4	
11	1'57.892	28.232	24.488	37.081	28.091	241.6	7	1'58.733 *	28.537	24.611*	37.342	28.243	236.8	
12	1'57.425	28.025	24.427	36.892	28.081	241.6	8	1'58.382	28.452	24.482	37.212	28.236	237.8	
13	1'57.348	28.122	24.349	36.919	27.958	242.6	9	1'57.963	28.313	24.463	36.979	28.208	237.8	
14	1'56.886	28.147	24.288	36.724	27.727	243.7	10	58.736 P	28.286				239.4	
3rd 99 Jose Antonio RUED Red Bull KTM Ajo SPA							11	2'06.119	34.249	25.926	37.718	28.226	161.1	
		Runs=2	Total laps=14	Full laps=11	Valid laps=10		12	2'00.001	30.119	24.734	37.275	27.873	239.4	
1	3'31.226	33.360	26.452	39.751	29.288	170.0	13	1'57.340	28.145	24.255	36.870	28.070	240.5	
2	2'01.657	29.175	25.234	38.424	28.824	241.0	14	1'57.414	28.230	24.323	36.951	27.910	237.3	
3	2'00.398	28.762	24.975	38.109	28.552	242.1	15	1'57.279	28.215	24.259	36.894	27.911	239.4	
4	1'59.687	28.696	24.630	37.923	28.438	241.6	6th 85 Xabi ZURUTUZA Red Bull KTM Ajo SPA							
5	1'58.972	28.528	24.560	37.560	28.324	242.1		Runs=2	Total laps=12	Full laps=9	Valid laps=8			
6	1'58.951	28.423	24.368	37.848	28.312	242.6	1	3'32.059	33.161	26.694	39.825	29.373	171.1	
7	1'58.393	28.366	24.415	37.412	28.200	240.0	2	2'02.698	29.243	25.676	38.595	29.184	240.5	
8	1'58.471	28.370	24.404	37.383	28.314	240.5								

Fastest Lap: David ALONSO CFMOTO Valresa As COL **1'55.818** 27.730 23.895 36.607 27.586

These data/results cannot be reproduced, stored and/or transmitted in whole or in part by any manner of electronic, mechanical, photocopying, recording, broadcasting or otherwise now known or herein after developed without the previous express consent by the copyright owner, except for reproduction in daily press and regular printed publications on sale to the public within 60 days of the event related to those data/results and always provided that copyright symbol appears together as follows below.
© DORNA, 2024

Free Practice

Moto3

Lap	Lap Time	T1	T2	T3	T4	Speed	Lap	Lap Time	T1	T2	T3	T4	Speed
3	2'01.714	28.825	25.513	38.483	28.893	242.6	9	2'04.750	32.412	25.364	38.373	28.601	159.7
4	2'01.375	28.805	25.369	38.108	29.093	241.6	10	2'02.298	31.551	24.793	37.655	28.299	240.0
5	2'00.717	28.587	25.255	38.096	28.779	241.6	11	1'57.703	28.188	24.415	37.137	27.963	242.1
6	2'00.456	28.589	25.111	38.064	28.692	241.0	12	1'57.669	28.138	24.409	37.252	27.870	240.5
7	2'00.560	28.783	25.157	38.129	28.491	240.0	13	1'57.845	28.253	24.552	37.030	28.010	240.5
8	2'02.529 P	28.491	25.198*	38.954	29.886	240.5	14	2'09.869	36.191	26.148	38.661	28.869	240.0
9	2'01.134	31.177	24.655	37.321	27.981	169.8	10th 18 Matteo BERTELLE Kopron Rivacold Snip ITA						
10	1'58.381	28.186	24.491	37.688	28.016	242.6	Runs=2 Total laps=16 Full laps=13 Valid laps=13						
11	1'59.088 *	28.319	24.637	37.477	28.655*	242.6	1	2'52.170	34.446	27.864	42.048	30.290	166.6
12	1'57.477	28.071	24.451	37.044	27.911	241.6	2	2'06.637	30.293	26.833	40.131	29.380	242.1
7th 64 David MUÑOZ BOE Motorsports SPA							3	2'03.719	29.539	25.962	39.086	29.132	242.1
Runs=2 Total laps=15 Full laps=12 Valid laps=11							4	2'01.599	29.001	25.363	38.592	28.643	243.2
1	2'53.369	33.668	27.278	41.985	31.379	172.2	5	2'00.972	28.909	25.129	38.343	28.591	242.1
2	2'04.653	30.054	26.142	39.457	29.000	244.3	6	2'00.477	28.834	24.913	38.073	28.657	239.4
3	2'03.302	29.829	25.573	39.104	28.796	246.5	7	1'59.876	28.668	24.943	37.798	28.467	242.1
4	2'01.633	29.164	25.208	38.666	28.595	241.6	8	1'59.224	28.331	24.904	37.699	28.290	243.2
5	1'59.951	28.936	24.952	37.727	28.336	242.6	9	1'59.898	28.278	24.804	37.746	29.070	243.2
6	2'01.196	29.380	24.967	38.287	28.562	240.0	10	57.788 P	28.220				243.7
7	1'58.696	28.427	24.430	37.739	28.100	246.0	11	2'05.928	33.704	25.472	38.287	28.465	163.3
8	1'59.803	28.503	24.598	38.421	28.281	242.1	12	1'58.397	28.311	24.618	37.221	28.247	241.6
9	1'03.772 P	31.611				245.4	13	1'58.317	28.278	24.544	37.214	28.281	239.4
10	2'10.132 *	32.858	25.889	39.465	31.920*	166.6	14	1'58.700	28.315	24.493	37.571	28.321	238.4
11	2'01.097	28.443	24.987	38.606	29.061	243.2	15	2'02.182	30.904	25.428	37.595	28.255	237.3
12	1'59.026	28.532	24.636	37.779	28.079	243.7	16	1'57.678	28.101	24.438	37.066	28.073	242.6
13	2'03.079 *	31.650	24.437*	37.739	29.253	240.5	11th 66 Joel KELSO BOE Motorsports AUS						
14	1'57.513	28.195	24.341	37.107	27.870	246.0	Runs=2 Total laps=14 Full laps=11 Valid laps=11						
15	2'00.887	29.418	25.033	38.196	28.240	244.3	1	3'20.794	34.506	27.597	41.437	29.935	164.1
8th 58 Luca LUNETTA SIC58 Squadra Corse ITA							2	2'04.349	29.374	26.149	39.538	29.288	240.5
Runs=2 Total laps=14 Full laps=11 Valid laps=11							3	2'02.547	29.035	25.542	39.029	28.941	241.6
1	2'44.859	35.849	28.598	42.559	30.603	165.3	4	2'00.480	28.690	25.184	38.167	28.439	242.1
2	2'04.192	29.697	26.096	39.323	29.076	241.0	5	2'04.909	28.436	25.868	41.973	28.632	243.7
3	2'01.674	29.181	25.249	38.395	28.849	241.6	6	1'58.776	28.413	24.751	37.427	28.185	243.2
4	1'59.985	28.942	24.952	37.687	28.404	241.6	7	1'59.807	28.450	24.868	38.091	28.398	241.6
5	2'01.062	28.643	24.746	37.974	29.699	241.0	8	1'58.602	28.374	24.684	37.287	28.257	241.6
6	1'59.119	28.580	24.753	37.495	28.291	241.0	9	1'08.454 P	37.196				240.5
7	1'58.181	28.517	24.410	37.171	28.083	240.0	10	2'05.750	33.109	25.965	38.336	28.340	154.2
8	1'58.648	28.585	24.643	37.146	28.274	242.1	11	1'58.722	28.360	24.652	37.441	28.269	240.5
9	1'59.833 P	28.287	24.525	38.288	28.733	238.9	12	2'10.643	32.585	26.737	42.852	28.469	240.5
10	2'07.490	35.372	24.893	38.920	28.305	144.1	13	1'58.330	28.236	24.580	37.170	28.344	242.1
11	1'57.761	28.290	24.207	37.229	28.035	243.7	14	1'57.718	28.170	24.460	37.058	28.030	242.6
12	1'58.505	28.123	24.349	37.477	28.556	244.3	12th 48 Ivan ORTOLA MT Helmets - MSI SPA						
13	1'58.773	28.444	24.646	37.478	28.205	245.4	Runs=2 Total laps=12 Full laps=9 Valid laps=7						
14	1'57.539	28.126	24.241	36.980	28.192	244.3	1	7'17.965	34.140	27.897	41.101	29.630	163.1
9th 95 Collin VEIJER Liqui Moly Husqvarna NED							2	2'03.337	30.154	25.905	38.585	28.693	243.2
Runs=2 Total laps=14 Full laps=11 Valid laps=10							3	2'00.659 *	28.770	25.201*	38.087	28.601	242.6
1	4'14.738	35.244	29.209	43.141	30.924	164.1	4	1'59.333 *	28.436	24.801*	37.554	28.542	242.1
2	2'05.288	29.714	26.521	39.655	29.398	238.4	5	2'00.436	28.363	24.744	38.725	28.604	241.6
3	2'01.769	29.083	25.595	38.325	28.766	237.3	6	1'58.752	28.191	24.569	37.426	28.566	243.2
4	2'00.434	28.771	25.149	37.963	28.551	238.4	7	1'03.684 P	31.496				241.6
5	1'59.567	28.515	24.865	37.714	28.473	239.4	8	2'02.998 *	31.454	25.144	37.936	28.464*	168.4
6	1'59.608	28.871	24.794	37.441	28.502	237.8	9	1'59.123	28.586	24.776	37.396	28.365	241.0
7	1'58.892 *	28.390	24.710*	37.593	28.199	237.3	10	1'58.195	28.327	24.416	37.112	28.340	240.5
8	1'02.106 P	29.907				236.8	11	1'57.803	28.143	24.349	37.034	28.277	241.0

Fastest Lap: David ALONSO CFMOTO Valresa As COL 1'55.818 27.730 23.895 36.607 27.586

These data/results cannot be reproduced, stored and/or transmitted in whole or in part by any manner of electronic, mechanical, photocopying, recording, broadcasting or otherwise now known or herein after developed without the previous express consent by the copyright owner, except for reproduction in daily press and regular printed publications on sale to the public within 60 days of the event related to those data/results and always provided that copyright symbol appears together as follows below.
© DORNA, 2024

Free Practice

Moto3

Lap	Lap Time	T1	T2	T3	T4	Speed	Lap	Lap Time	T1	T2	T3	T4	Speed
12	1'57.812	28.113	24.380	36.934	28.385	241.0	2	2'04.280	29.514	25.882	39.473	29.411	245.4
13th 72 Taiyo FURUSATO Honda Team Asia JPN Runs=2 Total laps=14 Full laps=11 Valid laps=10							3	2'02.722	29.071	25.779	39.040	28.832	242.6
1	2'44.225	33.941	27.279	41.269	30.152	170.6	4	2'01.259	28.808	25.393	38.482	28.576	242.6
2	2'03.915	29.708	26.068	39.090	29.049	239.4	5	2'00.241	28.696	24.975	38.236	28.334	242.1
3	2'01.575	29.084	25.307	38.395	28.789	239.4	6	1'58.861	28.505	24.717	37.500	28.139	248.2
4	2'00.079 *	28.880	24.963	37.755	28.481*	240.0	7	1'58.620	28.513	24.691	37.403	28.013	248.2
5	1'59.925	28.707	24.942	37.808	28.468	238.9	8	1'58.406	28.341	24.596	37.467	28.002	242.6
6	1'59.484	28.583	24.847	37.504	28.550	239.4	9	1'59.196	28.473	24.696	37.596	28.431	246.0
7	1'59.198	28.541	24.681	37.623	28.353	237.8	10	2'01.124	29.311	25.001	38.506	28.306	240.0
8	1'01.401 P	29.888				221.3	11	1'58.679 *	28.382	24.705*	37.390	28.202	241.6
9	2'04.075 *	32.081	25.185	38.096	28.713*	165.1	12	1'59.534 P	28.508	24.597*	37.685	28.744	238.9
10	1'59.587	28.792	24.847	37.579	28.369	239.4	13	2'03.359	32.552	24.822	37.863	28.122	158.8
11	1'58.641	28.437	24.672	37.220	28.312	238.4	14	1'58.180	28.366	24.494	37.286	28.034	239.4
12	1'58.391	28.413	24.633	37.208	28.137	239.4	15	1'58.291	28.446	24.462	37.342	28.041	239.4
13	1'57.959	28.239	24.435	37.232	28.053	240.0	16	1'57.962	28.323	24.396	37.212	28.031	239.4
14	1'57.846	28.203	24.432	37.076	28.135	239.4	17th 19 Scott OGDEN MLav Racing GBR Runs=2 Total laps=14 Full laps=11 Valid laps=11						
14th 78 Joel ESTEBAN CFMOTO Valresa As SPA Runs=2 Total laps=14 Full laps=11 Valid laps=11							1	2'51.592	34.493	28.321	42.606	30.821	165.3
1	2'51.544	35.321	28.400	42.271	30.627	168.7	2	2'06.538	30.556	26.721	39.781	29.480	239.4
2	2'06.193	30.164	26.851	39.812	29.366	243.7	3	2'03.669	29.377	26.059	39.228	29.005	245.4
3	2'05.035	30.611	26.631	39.213	28.580	244.8	4	2'01.731	29.268	25.480	38.355	28.628	239.4
4	2'01.699	29.049	25.618	38.510	28.522	246.5	5	2'00.049	28.706	25.149	37.828	28.366	243.7
5	2'00.951	28.813	25.304	38.095	28.739	247.1	6	2'00.140	28.636	24.980	37.940	28.584	243.7
6	2'00.122	28.882	25.068	38.011	28.161	241.6	7	1'59.623	28.424	24.788	37.998	28.413	241.0
7	1'59.406	28.602	24.985	37.702	28.117	247.7	8	1'59.170	28.372	24.656	37.764	28.378	238.4
8	1'59.667	28.469	25.188	37.856	28.154	246.0	9	1'06.679 P	34.148				238.9
9	1'59.357	28.228	25.014	37.794	28.321	246.0	10	2'04.543	32.647	25.561	38.046	28.289	156.5
10	58.606 P	28.290				243.7	11	1'58.291	28.271	24.586	37.134	28.300	235.8
11	2'15.311 *	33.699	25.412	43.247	32.953*	164.8	12	1'57.982	28.157	24.454	37.129	28.242	236.3
12	2'02.716	28.212	24.925	40.893	28.686	244.3	13	1'57.998	28.236	24.539	37.118	28.105	236.8
13	1'57.875	28.055	24.540	37.379	27.901	247.1	14	1'58.001	28.239	24.376	37.400	27.986	238.4
14	1'59.140	28.301	24.821	37.654	28.364	244.3	18th 22 David ALMANSA Kopron Rivacold Snip SPA Runs=2 Total laps=15 Full laps=12 Valid laps=11						
15th 54 Riccardo ROSSI CIP Green Power ITA Runs=2 Total laps=13 Full laps=10 Valid laps=9							1	2'52.776	34.211	27.999	42.062	30.060	169.2
1	2'58.269	34.480	28.017	41.213	30.143	169.5	2	2'05.472	29.735	26.686	39.974	29.077	243.7
2	2'04.999	30.161	26.087	39.356	29.395	240.0	3	2'03.832 *	29.470	26.091*	39.351	28.920	244.3
3	2'02.294	29.190	25.591	38.758	28.755	243.2	4	2'01.241	28.847	25.414	38.427	28.553	248.2
4	2'01.173	28.953	25.299	38.422	28.499	242.6	5	2'00.110	28.638	25.166	37.940	28.366	244.3
5	2'00.718 *	28.996	24.983*	38.161	28.578	242.6	6	2'00.137	28.586	25.076	37.931	28.544	241.6
6	1'59.256	28.691	24.728	37.527	28.310	244.3	7	2'00.021	29.175	24.964	37.675	28.207	239.4
7	1'58.379	28.579	24.588	37.258	27.954	241.6	8	2'00.094	29.152	24.948	37.817	28.177	244.3
8	1'58.660	28.443	24.757	37.301	28.159	244.3	9	58.699 P	28.536				243.7
9	1'07.432 P	34.385				243.7	10	2'04.642	32.302	25.398	38.427	28.515	160.4
10	2'07.006 *	33.413	26.110	38.751	28.732*	160.7	11	2'02.678	31.755	24.936	37.549	28.438	239.4
11	1'59.003	28.604	24.676	37.554	28.169	238.4	12	1'58.384	28.203	24.731	37.317	28.133	244.8
12	1'58.046	28.246	24.525	37.185	28.090	240.0	13	1'59.936	28.336	24.916	38.349	28.335	242.6
13	1'57.896	28.213	24.440	37.044	28.199	240.0	14	1'58.226	28.047	24.839	37.283	28.057	246.0
	PIT	30.260				237.8	15	1'58.113	28.110	24.701	37.267	28.035	242.6
16th 31 Adrian FERNANDEZ Leopard Racing SPA Runs=2 Total laps=16 Full laps=13 Valid laps=12							19th 24 Tatsuki SUZUKI Liqui Moly Husqvarna JPN Runs=2 Total laps=14 Full laps=11 Valid laps=11						
1	2'58.414	34.181	27.538	40.725	29.887	166.9	1	3'01.453	33.296	26.601	40.632	29.750	163.3
							2	2'03.732	29.684	25.690	39.215	29.143	242.1
							3	2'01.648	28.988	25.296	38.783	28.581	244.8

Fastest Lap: David ALONSO CFMOTO Valresa As COL 1'55.818 27.730 23.895 36.607 27.586

These data/results cannot be reproduced, stored and/or transmitted in whole or in part by any manner of electronic, mechanical, photocopying, recording, broadcasting or otherwise now known or herein after developed without the previous express consent by the copyright owner, except for reproduction in daily press and regular printed publications on sale to the public within 60 days of the event related to those data/results and always provided that copyright symbol appears together as follows below.
© DORNA, 2024

Free Practice

Moto3

Lap	Lap Time	T1	T2	T3	T4	Speed	Lap	Lap Time	T1	T2	T3	T4	Speed
4	1'59.980	28.869	24.947	37.961	28.203	245.4	7	2'00.148	28.587	24.775	38.086	28.700	235.8
5	1'59.983	28.688	24.944	37.911	28.440	248.2	8	1'03.215 P	30.572				234.2
6	1'58.658	28.361	24.566	37.390	28.341	244.8	9	2'04.899	32.339	25.464	38.516	28.580	165.1
7	1'58.270	28.411	24.575	37.261	28.023	243.7	10	2'02.287	28.625	25.445	39.739	28.478	240.5
8	1'58.492	28.219	24.511	37.355	28.407	246.5	11	1'59.866	28.458	24.746	38.364	28.298	241.6
9	1'05.175 P	31.623				241.0	12	1'58.813	28.375	24.610	37.502	28.326	243.7
10	2'06.358	35.510	24.954	37.528	28.366	154.0	13	1'59.131	28.350	24.746	37.648	28.387	241.6
11	1'58.151	28.256	24.480	37.087	28.328	241.6	14	2'02.028	28.498	24.737	38.482	30.311	241.0
12	1'58.233	28.251	24.510	37.183	28.289	241.0							
13	2'01.576	30.246	26.001	37.215	28.114	241.0							
14	1'58.119	28.128	24.551	37.173	28.267	243.7							

20th 12 Jacob ROULSTONE Red Bull GASGAS Te AUS
Runs=2 Total laps=14 Full laps=11 Valid laps=10

1	5'05.204	38.736	30.023	42.142	30.296	158.1
2	2'06.504	30.190	26.976	40.394	28.944	243.2
3	2'04.651 *	29.737	25.873	40.085	28.956*	243.7
4	2'02.108	29.302	25.475	38.662	28.669	242.1
5	2'01.831	29.048	25.431	38.754	28.598	241.6
6	2'01.332	28.808	25.214	38.605	28.705	239.4
7	2'00.297	28.799	25.032	38.127	28.339	238.9
8	1'01.773 P	29.434				241.6
9	2'05.464	32.939	25.265	38.917	28.343	153.6
10	2'00.070	28.684	24.973	37.961	28.452	241.6
11	1'58.777	28.469	24.574	37.471	28.263	242.6
12	2'03.405	28.682	24.902	41.058	28.763	242.1
13	1'58.988	28.555	24.563	37.735	28.135	241.6
14	1'58.713	28.482	24.600	37.449	28.182	243.2

21st 36 Angel PIQUERAS Leopard Racing SPA
Runs=3 Total laps=16 Full laps=11 Valid laps=9

1	3'11.195	36.548	29.850	44.041	30.831	154.5
2	2'07.521	30.266	27.073	40.585	29.597	240.5
3	2'04.353	29.408	26.206	39.721	29.018	241.6
4	2'03.728	29.119	26.035	39.415	29.159	243.7
5	2'02.502	28.940	25.587	39.046	28.929	241.6
6	2'01.961	28.936	25.573	39.020	28.432	240.0
7	2'00.303 *	28.375	24.992*	38.422	28.514	243.2
8	1'00.348 P	28.773				240.0
9	2'06.679	32.636	25.944	39.214	28.885	164.1
10	2'00.633 *	28.663	25.056*	38.379	28.535	239.4
11	2'00.176	28.545	25.110	38.014	28.507	238.9
12	59.617 P	28.569				239.4
13	2'03.921	31.506	25.323	38.581	28.511	172.8
14	2'02.257	28.319	24.913	38.987	30.038	243.2
15	1'58.724	28.278	24.677	37.644	28.125	244.3
16	1'58.817	28.278	24.818	37.636	28.085	242.6

22nd 5 Tatchakorn BUASRI Honda Team Asia THA
Runs=2 Total laps=14 Full laps=11 Valid laps=8

1	5'06.838 *	34.197	27.081	40.838	29.623*	160.9
2	2'04.469 *	29.466	26.166	39.939	28.898*	241.0
3	2'00.765 *	28.692	25.073	38.373	28.627*	242.6
4	1'59.673	28.523	24.826	37.872	28.452	242.1
5	1'59.576	28.650	24.797	37.634	28.495	239.4
6	1'59.914 *	28.389	24.721*	38.138	28.666	241.6

23rd 10 Nicola CARRARO LEVELUP - MTA ITA
Runs=2 Total laps=14 Full laps=11 Valid laps=8

1	2'31.819	35.076	28.061	41.866	30.026	164.8
2	2'04.437	29.871	26.130	39.330	29.106	244.8
3	2'02.720	29.178	25.519	38.874	29.149	247.1
4	2'02.599 *	29.603	25.660*	38.548	28.788	245.4
5	2'01.105	28.933	25.177	38.439	28.556	243.7
6	2'01.255 *	29.088	25.143*	38.300	28.724	244.8
7	1'59.772	28.460	24.870	37.962	28.480	242.6
8	2'06.082 P	28.587	25.011	39.097	33.387	242.6
9	2'06.288	34.168	25.333	38.132	28.655	163.6
10	1'59.296	28.311	24.859	37.809	28.317	247.7
11	2'02.415	31.275	25.010	37.942	28.188	243.7
12	2'00.221	28.239	24.750	39.070	28.162	248.2
13	1'58.863	28.200	24.645	37.748	28.270	247.1
14	2'03.919 *	28.399	24.648	40.462	30.410*	246.5

24th 55 Noah DETTWILER CIP Green Power SWI
Runs=2 Total laps=10 Full laps=9 Valid laps=8

unfinished 134.4

1	2'12.170	34.236	27.588	40.485	29.861	146.5
2	2'04.076	29.454	26.245	39.138	29.239	237.3
3	2'02.478	29.119	25.821	38.576	28.962	236.8
4	2'02.198 *	29.149	25.589	38.436	29.024*	236.3
5	2'01.906	28.873	25.363	38.471	29.199	235.8
6	2'00.072 *	28.728	25.012	37.804	28.528*	237.3
7	2'00.539	28.676	25.060	38.077	28.726	240.5
8	2'00.849	28.635	25.170	38.419	28.625	241.6
9	2'00.230	28.560	25.105	38.302	28.263	240.5
10	1'59.644	28.494	24.995	37.813	28.342	243.7

25th 7 Filippo FARIOLI SIC58 Squadra Corse ITA
Runs=2 Total laps=15 Full laps=12 Valid laps=11

1	2'49.417	36.495	29.130	42.585	30.753	166.9
2	2'07.570	30.155	26.974	40.556	29.885	239.4
3	2'05.003	29.646	26.309	40.008	29.040	238.9
4	2'02.125	29.299	25.495	38.476	28.855	244.8
5	2'01.317	28.753	25.222	38.489	28.853	240.5
6	2'00.506	28.667	25.044	37.866	28.929	243.2
7	2'01.186	28.598	25.031	38.822	28.735	246.0
8	2'00.166 *	28.536	24.991	38.199	28.440*	241.0
9	2'00.253	28.539	25.107	37.852	28.755	242.6
10	2'00.278	28.469	25.030	38.001	28.778	241.0
11	58.969 P	28.638				238.4
12	2'04.069	31.946	25.400	38.067	28.656	170.3
13	2'00.294	28.669	25.120	37.858	28.647	238.4
14	1'59.968	28.603	24.971	37.958	28.436	238.9

Fastest Lap: David ALONSO CFMOTO Valresa As COL 1'55.818 27.730 23.895 36.607 27.586

These data/results cannot be reproduced, stored and/or transmitted in whole or in part by any manner of electronic, mechanical, photocopying, recording, broadcasting or otherwise now known or herein after developed without the previous express consent by the copyright owner, except for reproduction in daily press and regular printed publications on sale to the public within 60 days of the event related to those data/results and always provided that copyright symbol appears together as follows below.
© DORNA, 2024

Official MotoGP Timing by TISSOT
www.motogp.com

Mugello, Friday, May 31, 2024

Page 4 of 5



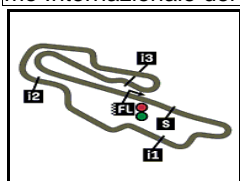
Free Practice

Moto3

Lap	Lap Time	T1	T2	T3	T4	Speed	Lap	Lap Time	T1	T2	T3	T4	Speed
15	1'59.747	28.613	24.963	37.684	28.487	241.6							
26th	70	Joshua WHATLEY		MLav Racing		GBR							
		Runs=2	Total laps=14	Full laps=11	Valid laps=10								
1	2'52.882	36.693	29.469	44.465	31.446	164.6							
2	2'10.415	31.119	28.281	40.730	30.285	236.3							
3	2'05.710	29.694	26.227	39.989	29.800	237.8							
4	2'03.507	29.407	25.839	39.059	29.202	233.7							
5	2'01.445	28.742	25.140	38.354	29.209	237.3							
6	2'01.695	28.900	25.179	38.293	29.323	233.7							
7	2'01.329 *	28.914	25.178*	38.205	29.032	232.2							
8	2'06.203	32.592	26.649	38.046	28.916	231.2							
9	1'01.900 P	28.827				234.2							
10	2'04.789	32.411	25.548	38.101	28.729	153.4							
11	2'00.073	28.482	24.793	37.667	29.131	234.2							
12	2'00.432	28.722	24.968	37.859	28.883	232.2							
13	2'00.217	28.767	24.865	37.739	28.846	231.2							
14	1'59.942	28.618	24.864	37.585	28.875	234.2							

Fastest Lap: David ALONSO CFMOTO Valresa As COL **1'55.818** 27.730 23.895 36.607 27.586

These data/results cannot be reproduced, stored and/or transmitted in whole or in part by any manner of electronic, mechanical, photocopying, recording, broadcasting or otherwise now known or herein after developed without the previous express consent by the copyright owner, except for reproduction in daily press and regular printed publications on sale to the public within 60 days of the event related to those data/results and always provided that copyright symbol appears together as follows below.
© DORNA, 2024



5245 m.

GRAN PREMIO D'ITALIA BREMBO

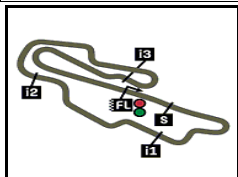
Free Practice

Best Partial Times

IT Ideal Lap Time, sum of the best partial times*BT* Best Lap Time

<i>T1</i>		<i>T2</i>		<i>T3</i>		<i>T4</i>				<i>IT</i>	<i>BT</i>	
Pos	Rider	Time	Rider	Time	Rider	Time	Rider	Time	Pos	Rider		
1	D.ALONSO	27.730	D.ALONSO	23.895	D.ALONSO	36.404	D.ALONSO	27.586	1	D.ALONSO	1'55.615	1'55.818 (1)
2	D.HOLGADO	27.973	J.RUEDA	24.135	R.YAMANAKA	36.724	D.HOLGADO	27.687	2	R.YAMANAKA	1'56.758	1'56.886 (2)
3	R.YAMANAKA	28.019	L.LUNETTA	24.207	J.RUEDA	36.815	R.YAMANAKA	27.727	3	J.RUEDA	1'56.937	1'57.050 (3)
4	D.ALMANSA	28.047	S.NEPA	24.255	S.NEPA	36.870	D.MUÑOZ	27.870	4	D.HOLGADO	1'57.139	1'57.139 (4)
5	J.ESTEBAN	28.055	R.YAMANAKA	24.288	I.ORTOLA	36.934	C.VEIJER	27.870	5	S.NEPA	1'57.143	1'57.279 (5)
6	X.ZURUTUZA	28.071	D.MUÑOZ	24.341	D.HOLGADO	36.966	S.NEPA	27.873	6	L.LUNETTA	1'57.345	1'57.539 (8)
7	J.RUEDA	28.093	I.ORTOLA	24.349	L.LUNETTA	36.980	J.RUEDA	27.894	7	C.VEIJER	1'57.447	1'57.669 (9)
8	M.BERTELLE	28.101	S.OGDEN	24.376	C.VEIJER	37.030	J.ESTEBAN	27.901	8	X.ZURUTUZA	1'57.477	1'57.477 (6)
9	I.ORTOLA	28.113	A.FERNANDEZ	24.396	R.ROSSI	37.044	X.ZURUTUZA	27.911	9	D.MUÑOZ	1'57.513	1'57.513 (7)
10	L.LUNETTA	28.123	C.VEIJER	24.409	X.ZURUTUZA	37.044	R.ROSSI	27.954	10	S.OGDEN	1'57.637	1'57.982 (17)
11	T.SUZUKI	28.128	T.FURUSATO	24.432	J.KELSO	37.058	S.OGDEN	27.986	11	R.ROSSI	1'57.651	1'57.896 (15)
12	C.VEIJER	28.138	M.BERTELLE	24.438	M.BERTELLE	37.066	A.FERNANDEZ	28.002	12	I.ORTOLA	1'57.673	1'57.803 (12)
13	S.NEPA	28.145	R.ROSSI	24.440	T.FURUSATO	37.076	T.SUZUKI	28.023	13	M.BERTELLE	1'57.678	1'57.678 (10)
14	S.OGDEN	28.157	X.ZURUTUZA	24.451	T.SUZUKI	37.087	J.KELSO	28.030	14	T.SUZUKI	1'57.718	1'58.119 (19)
15	J.KELSO	28.170	J.KELSO	24.460	D.MUÑOZ	37.107	D.ALMANSA	28.035	14	J.KELSO	1'57.718	1'57.718 (11)
16	D.MUÑOZ	28.195	T.SUZUKI	24.480	S.OGDEN	37.118	L.LUNETTA	28.035	16	T.FURUSATO	1'57.764	1'57.846 (13)
17	N.CARRARO	28.200	D.HOLGADO	24.513	A.FERNANDEZ	37.212	T.FURUSATO	28.053	17	J.ESTEBAN	1'57.875	1'57.875 (14)
18	T.FURUSATO	28.203	J.ESTEBAN	24.540	D.ALMANSA	37.267	M.BERTELLE	28.073	18	A.FERNANDEZ	1'57.933	1'57.962 (16)
19	R.ROSSI	28.213	J.ROULSTONE	24.563	J.ESTEBAN	37.379	A.PIQUERAS	28.085	19	D.ALMANSA	1'58.050	1'58.113 (18)
20	A.PIQUERAS	28.278	T.BUASRI	24.610	J.ROULSTONE	37.449	J.ROULSTONE	28.135	20	J.ROULSTONE	1'58.616	1'58.713 (20)
21	A.FERNANDEZ	28.323	N.CARRARO	24.645	T.BUASRI	37.502	N.CARRARO	28.162	21	A.PIQUERAS	1'58.676	1'58.724 (21)
22	T.BUASRI	28.350	A.PIQUERAS	24.677	J.WHATLEY	37.585	N.DETTWILER	28.263	22	N.CARRARO	1'58.755	1'58.863 (23)
23	F.FARIOLI	28.469	D.ALMANSA	24.701	A.PIQUERAS	37.636	I.ORTOLA	28.277	23	T.BUASRI	1'58.760	1'58.813 (22)
24	J.ROULSTONE	28.469	J.WHATLEY	24.793	F.FARIOLI	37.684	T.BUASRI	28.298	24	F.FARIOLI	1'59.552	1'59.747 (25)

These data/results cannot be reproduced, stored and/or transmitted in whole or in part by any manner of electronic, mechanical, photocopying, recording, broadcasting or otherwise now known or herein after developed without the previous express consent by the copyright owner, except for reproduction in daily press and regular printed publications on sale to the public within 60 days of the event related to those data/results and always provided that copyright symbol appears together as follows below.
© DORNA, 2024



5245 m.

GRAN PREMIO D'ITALIA BREMBO

Free Practice

Best Partial Times

Moto3™

IT Ideal Lap Time, sum of the best partial times

BT Best Lap Time

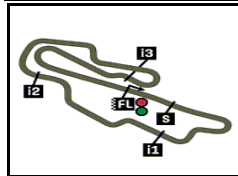
<i>T1</i>		<i>T2</i>		<i>T3</i>		<i>T4</i>				<i>IT</i>	<i>BT</i>	
<i>Pos</i>	<i>Rider</i>	<i>Time</i>	<i>Rider</i>	<i>Time</i>	<i>Rider</i>	<i>Time</i>	<i>Rider</i>	<i>Time</i>	<i>Pos</i>	<i>Rider</i>		
25	J.WHATLEY	28.482	F.FARIOLI	24.963	N.CARRARO	37.748	F.FARIOLI	28.436	25	N.DETTWILER	1'59.556	1'59.644 (24)
26	N.DETTWILER	28.494	N.DETTWILER	24.995	N.DETTWILER	37.804	J.WHATLEY	28.729	26	J.WHATLEY	1'59.589	1'59.942 (26)

These data/results cannot be reproduced, stored and/or transmitted in whole or in part by any manner of electronic, mechanical, photocopying, recording, broadcasting or otherwise now known or herein after developed without the previous express consent by the copyright owner, except for reproduction in daily press and regular printed publications on sale to the public within 60 days of the event related to those data/results and always provided that copyright symbol appears together as follows below.

© DORNA, 2024

Official MotoGP Timing by **TISSOT**
www.motogp.com






5245 m.

GRAN PREMIO D'ITALIA BREMBO

Free Practice

Fastest Laps Sequence

<i>Practice Time</i>	 <i>Rider</i>	<i>Nation</i>	<i>Motorcycle</i>	<i>Time</i>	<i>Km/h</i>	<i>Rider's Lap</i>
4'35.653	80 David ALONSO	COL	CFMOTO	2'04.739	151.3	2
4'36.256	10 Nicola CARRARO	ITA	KTM	2'04.437	151.7	2
4'48.140	72 Taiyo FURUSATO	JPN	HONDA	2'03.915	152.3	2
5'05.185	24 Tatsuki SUZUKI	JPN	HUSQVARNA	2'03.732	152.6	2
5'32.883	99 Jose Antonio RUEDA	SPA	KTM	2'01.657	155.2	2
6'36.591	80 David ALONSO	COL	CFMOTO	2'00.938	156.1	3
7'33.281	99 Jose Antonio RUEDA	SPA	KTM	2'00.398	156.8	3
8'35.729	80 David ALONSO	COL	CFMOTO	1'59.138	158.4	4
10'33.933	80 David ALONSO	COL	CFMOTO	1'58.204	159.7	5
12'31.497	80 David ALONSO	COL	CFMOTO	1'57.564	160.6	6
14'28.433	80 David ALONSO	COL	CFMOTO	1'56.936	161.4	7
16'25.331	80 David ALONSO	COL	CFMOTO	1'56.898	161.5	8
20'19.204	80 David ALONSO	COL	CFMOTO	1'56.649	161.8	10
22'15.588	80 David ALONSO	COL	CFMOTO	1'56.384	162.2	11
33'37.160	80 David ALONSO	COL	CFMOTO	1'55.902	162.9	15
35'32.978	80 David ALONSO	COL	CFMOTO	1'55.818	163.0	16

These data/results cannot be reproduced, stored and/or transmitted in whole or in part by any manner of electronic, mechanical, photocopying, recording, broadcasting or otherwise now known or herein after developed without the previous express consent by the copyright owner, except for reproduction in daily press and regular printed publications on sale to the public within 60 days of the event related to those data/results and always provided that copyright symbol appears together as follows below.

© DORNA, 2024