


4657 m.

## GRAN PREMI MONSTER ENERGY DE CATALUNYA

Free Practice  
Classification

3

	Rider	Nation	Team	Motorcycle	Time	Lap	Total	Gap	Top Speed
1	80 David ALONSO	COL	CFMOTO Gaviota Aspar Team	CFMOTO	<b>1'46.838</b>	16	17		<b>244.8</b>
2	48 Ivan ORTOLA	SPA	MT Helmets - MSI	KTM	<b>1'47.138</b>	12	16	0.300 0.300	<b>241.0</b>
3	99 Jose Antonio RUEDA	SPA	Red Bull KTM Ajo	KTM	<b>1'47.326</b>	16	16	0.488 0.188	<b>244.8</b>
4	6 Ryusei YAMANAKA	JPN	MT Helmets - MSI	KTM	<b>1'47.788</b>	13	17	0.950 0.462	<b>242.6</b>
5	95 Collin VEIJER	NED	Liqui Moly Husqvarna Intact GP	HUSQVARNA	<b>1'47.894</b>	15	16	1.056 0.106	<b>243.7</b>
6	78 Joel ESTEBAN	SPA	CFMOTO Gaviota Aspar Team	CFMOTO	<b>1'48.012</b>	12	16	1.174 0.118	<b>248.8</b>
7	54 Riccardo ROSSI	ITA	CIP Green Power	KTM	<b>1'48.125</b>	12	14	1.287 0.113	<b>242.1</b>
8	72 Taiyo FURUSATO	JPN	Honda Team Asia	HONDA	<b>1'48.340</b>	17	17	1.502 0.215	<b>240.0</b>
9	64 David MUÑOZ	SPA	BOE Motorsports	KTM	<b>1'48.484</b>	8	14	1.646 0.144	<b>246.5</b>
10	19 Scott OGDEN	GBR	MLav Racing	HONDA	<b>1'48.548</b>	13	15	1.710 0.064	<b>242.6</b>
11	66 Joel KELSO	AUS	BOE Motorsports	KTM	<b>1'48.565</b>	15	15	1.727 0.017	<b>242.1</b>
12	24 Tatsuki SUZUKI	JPN	Liqui Moly Husqvarna Intact GP	HUSQVARNA	<b>1'48.625</b>	16	16	1.787 0.060	<b>242.6</b>
13	31 Adrian FERNANDEZ	SPA	Leopard Racing	HONDA	<b>1'48.653</b>	5	17	1.815 0.028	<b>245.4</b>
14	82 Stefano NEPA	ITA	LEVELUP - MTA	KTM	<b>1'48.719</b>	15	15	1.881 0.066	<b>245.4</b>
15	18 Matteo BERTELLE	ITA	Kopron Rivacold Snipers Team	HONDA	<b>1'48.829</b>	9	17	1.991 0.110	<b>247.1</b>
16	58 Luca LUNETTA	ITA	SIC58 Squadra Corse	HONDA	<b>1'48.913</b>	16	17	2.075 0.084	<b>246.0</b>
17	10 Nicola CARRARO	ITA	LEVELUP - MTA	KTM	<b>1'48.980</b>	10	16	2.142 0.067	<b>243.7</b>
18	96 Daniel HOLGADO	SPA	Red Bull GASGAS Tech3	GASGAS	<b>1'49.067</b>	17	17	2.229 0.087	<b>246.0</b>
19	85 Xabi ZURUTUZA	SPA	Red Bull KTM Ajo	KTM	<b>1'49.141</b>	13	16	2.303 0.074	<b>242.1</b>
20	12 Jacob ROULSTONE	AUS	Red Bull GASGAS Tech3	GASGAS	<b>1'49.165</b>	16	16	2.327 0.024	<b>242.6</b>
21	7 Filippo FARIOLI	ITA	SIC58 Squadra Corse	HONDA	<b>1'49.340</b>	14	16	2.502 0.175	<b>240.5</b>
22	36 Angel PIQUERAS	SPA	Leopard Racing	HONDA	<b>1'49.622</b>	5	12	2.784 0.282	<b>240.0</b>
23	22 David ALMANSA	SPA	Kopron Rivacold Snipers Team	HONDA	<b>1'49.793</b>	11	11	2.955 0.171	<b>242.6</b>
24	70 Joshua WHATLEY	GBR	MLav Racing	HONDA	<b>1'49.802</b>	13	13	2.964 0.009	<b>241.0</b>
25	5 Tatchakorn BUASRI	THA	Honda Team Asia	HONDA	<b>1'50.431</b>	6	15	3.593 0.629	<b>240.5</b>
26	55 Noah DETTWILER	SWI	CIP Green Power	KTM	<b>1'50.521</b>	11	13	3.683 0.090	<b>238.9</b>
27	93 Arbi ADITAMA	INA	Honda Team Asia	HONDA	<b>1'50.968</b>	6	13	4.130 0.447	<b>237.3</b>

Practice condition: Dry

Air: 16°

Humidity: 72%

Ground: 21°

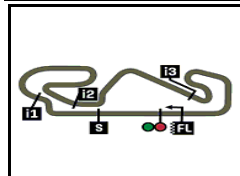
<b>Fastest Lap:</b>	Lap: 16	<b>David ALONSO</b>	<b>1'46.838</b>	156.9 Km/h
<b>Best Race Lap:</b>	2021	<b>Darryn BINDER</b>	<b>1'48.209</b>	154.9 Km/h
<b>All-Time Lap Record:</b>	2024	<b>David ALONSO</b>	<b>1'46.838</b>	156.9 Km/h

The results are provisional until the end of the limit for protest and appeals.

Time limit for protest expires 60' after publication of the results - ..... Time: .....

These data/results cannot be reproduced, stored and/or transmitted in whole or in part by any manner of electronic, mechanical, photocopying, recording, broadcasting or otherwise now known or herein after developed without the previous express consent by the copyright owner, except for reproduction in daily press and regular printed publications on sale to the public within 60 days of the event related to those data/results and always provided that copyright symbol appears together as follows below.

© DORNA, 2024



4657 m.

## GRAN PREMI MONSTER ENERGY DE CATALUNYA

Free Practice

Top Speed &amp; Average

4



Rider	Nation	Motorcycle	Top 5 speeds					Average	Top
78 Joel ESTEBAN	SPA	CFMOTO	248.8	244.3	243.7	243.2	243.2	244.6	248.8
18 Matteo BERTELLE	ITA	HONDA	247.1	244.3	243.7	242.1	241.6	243.8	247.1
64 David MUÑOZ	SPA	KTM	246.5	246.5	246.0	244.3	244.3	245.5	246.5
58 Luca LUNETTA	ITA	HONDA	246.0	243.2	243.2	242.6	242.1	243.4	246.0
96 Daniel HOLGADO	SPA	GASGAS	246.0	243.7	242.1	242.1	242.1	243.0	246.0
31 Adrian FERNANDEZ	SPA	HONDA	245.4	244.8	242.1	240.0	240.0	242.5	245.4
82 Stefano NEPA	ITA	KTM	245.4	242.6	241.0	240.5	240.0	241.6	245.4
80 David ALONSO	COL	CFMOTO	244.8	244.3	244.3	243.7	243.2	244.1	244.8
99 Jose Antonio RUEDA	SPA	KTM	244.8	244.8	244.3	242.6	242.6	243.6	244.8
10 Nicola CARRARO	ITA	KTM	243.7	243.7	242.6	242.6	242.1	242.6	243.7
95 Collin VEIJER	NED	HUSQVARNA	243.7	242.1	242.1	241.6	241.6	242.2	243.7
6 Ryusei YAMANAKA	JPN	KTM	242.6	242.1	242.1	242.1	242.1	242.2	242.6
12 Jacob ROULSTONE	AUS	GASGAS	242.6	238.9	238.9	238.4	237.8	239.3	242.6
19 Scott OGDEN	GBR	HONDA	242.6	241.0	240.5	240.0	240.0	240.7	242.6
22 David ALMANSA	SPA	HONDA	242.6	241.0	241.0	240.5	240.0	241.0	242.6
24 Tatsuki SUZUKI	JPN	HUSQVARNA	242.6	242.6	242.6	242.1	242.1	242.4	242.6
54 Riccardo ROSSI	ITA	KTM	242.1	241.6	241.6	241.0	240.5	241.2	242.1
66 Joel KELSO	AUS	KTM	242.1	241.6	241.6	241.0	240.5	241.4	242.1
85 Xabi ZURUTUZA	SPA	KTM	242.1	241.6	241.6	241.6	241.0	241.6	242.1
48 Ivan ORTOLA	SPA	KTM	241.0	241.0	241.0	241.0	240.5	240.9	241.0
70 Joshua WHATLEY	GBR	HONDA	241.0	241.0	240.0	238.9	238.9	240.0	241.0
5 Tatchakorn BUASRI	THA	HONDA	240.5	239.4	239.4	238.9	237.8	239.2	240.5
7 Filippo FARIOLI	ITA	HONDA	240.5	239.4	238.4	236.8	236.3	238.3	240.5
36 Angel PIQUERAS	SPA	HONDA	240.0	240.0	240.0	239.4	239.4	239.7	240.0
72 Taiyo FURUSATO	JPN	HONDA	240.0	240.0	239.4	239.4	238.9	239.4	240.0
55 Noah DETTWILER	SWI	KTM	238.9	238.4	238.4	238.4	237.8	238.3	238.9
93 Arbi ADITAMA	INA	HONDA	237.3	235.2	234.7	234.7	234.7	235.2	237.3

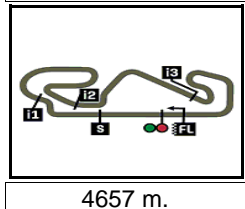
These data/results cannot be reproduced, stored and/or transmitted in whole or in part by any manner of electronic, mechanical, photocopying, recording, broadcasting or otherwise now known or herein after developed without the previous express consent by the copyright owner, except for reproduction in daily press and regular printed publications on sale to the public within 60 days of the event related to those data/results and always provided that copyright symbol appears together as follows below.

© DORNA, 2024

Official MotoGP Timing by TISSOT  
www.motogp.com



Barcelona, Friday, May 24, 2024



4657 m.

## GRAN PREMI MONSTER ENERGY DE CATALUNYA

## Free Practice

## Chronological Analysis of Performances

5

\* Lap / Sector time cancelled

T1 Time from finish line to 1st intermediate

T3 Time from 2nd intermed. to 3rd intermed.

P Crossing the finish line in pit lane

T2 Time from 1st intermed. to 2nd intermed.

T4 Time from 3rd intermediate to finish line

Lap	Lap Time	T1	T2	T3	T4	Speed	Lap	Lap Time	T1	T2	T3	T4	Speed
<b>1st</b>	<b>80</b>	<b>David ALONSO</b> CFMOTO Gaviota As COL					6	1'48.601 *	19.893	33.372	22.870*	32.466	242.6
		Runs=2	Total laps=17	Full laps=14	Valid laps=11		7	<b>1'48.571</b>	19.777	33.431	22.849	32.514	242.6
1	2'07.040	20.604	35.775	23.393	33.465	158.8	8	1'48.663 *	19.918	33.433	22.769*	32.543	240.5
2	<b>1'50.249</b>	20.061	34.040	23.090	33.058	243.7	9	1'59.077 P	19.917	33.523	22.854*	42.783	240.0
3	<b>1'49.706</b>	20.072	33.728	23.051	32.855	241.0	10	8'14.203	20.812	33.924	23.034	35.167	140.6
4	<b>1'48.914</b>	19.840	33.522	22.884	32.668	241.6	11	<b>1'47.670</b>	19.717	33.058	22.546	32.349	244.8
5	1'48.755 *	19.754	33.452	22.777	32.772*	241.6	12	<b>1'47.816</b>	19.792	33.084	22.651	32.289	242.1
6	<b>1'48.402</b>	19.714	33.388	22.713	32.587	241.0	13	<b>1'47.546</b>	19.702	<b>32.994</b>	22.574	32.276	242.1
7	<b>1'48.113</b>	19.591	33.195	22.759	32.568	241.6	14	<b>1'47.824</b>	19.704	33.161	22.630	32.329	241.6
8	1'47.921 *	19.614	33.208	22.622	32.477*	241.6	15	<b>1'49.093</b>	19.707	33.714	23.059	32.613	241.0
9	<b>1'48.162</b>	19.623	33.308	22.755	32.476	242.1	16	<b>1'47.326</b>	<b>19.638</b>	33.106	<b>22.516</b>	<b>32.066</b>	242.6
10	<b>1'47.692</b>	19.585	33.109	22.581	32.417	242.6							
11	<b>1'47.737</b>	19.623	33.159	22.579	32.376	241.0	<b>4th</b>	<b>6</b>	<b>Ryusei YAMANAKA</b> MT Helmets - MSI JPN				
12	<b>1'47.832</b>	19.643	33.220	22.593	32.376	241.6			Runs=2	Total laps=17	Full laps=14	Valid laps=10	
13	1'59.314 P	19.549	33.059	22.583	44.123	243.2	1	2'31.739	20.705	34.876	23.796	34.609	154.2
14	7'06.422 *	20.780	33.841	22.611	32.215*	155.8	2	<b>1'53.356</b>	20.451	34.308	23.727	34.870	240.5
15	<b>1'46.879</b>	19.477	<b>32.963</b>	22.428	<b>32.011</b>	244.3	3	<b>1'49.742</b>	20.066	33.709	22.878	33.089	240.5
16	<b>1'46.838</b>	<b>19.331</b>	32.998	<b>22.414</b>	32.095	<b>244.8</b>	4	1'53.349 *	20.236	33.684*	23.969*	35.460	240.0
17	1'47.030 *	19.362	33.000	22.500	32.168*	244.3	5	<b>1'50.354</b>	20.039	33.645	22.877	33.793	242.1
							6	<b>1'49.188</b>	19.920	33.599	22.719	32.950	241.6
<b>2nd</b>	<b>48</b>	<b>Ivan ORTOLA</b> MT Helmets - MSI SPA					7	1'49.390 *	20.046	33.530*	22.921*	32.893*	<b>242.6</b>
		Runs=2	Total laps=16	Full laps=13	Valid laps=9		8	<b>1'48.620</b>	19.803	33.463	22.740	32.614	241.6
1	2'32.114	21.052	34.899	23.416	34.004	148.5	9	<b>1'49.046</b>	19.696	33.522	22.832	32.996	241.0
2	<b>1'52.310</b>	20.321	34.182	23.511	34.296	<b>241.0</b>	10	1'49.104 *	19.849	33.538	22.907*	32.810	241.6
3	<b>1'49.597</b>	19.904	33.636	22.937	33.120	240.0	11	2'01.401 P	19.868	33.504	22.865	45.164	240.5
4	1'49.384 *	20.036	33.601*	22.968*	32.779	240.0	12	6'05.147	20.692	33.241	22.862	32.810	149.3
5	<b>1'48.913</b>	19.893	33.391	22.943	32.686	241.0	13	<b>1'47.788</b>	19.764	33.160	22.595	<b>32.269</b>	242.1
6	<b>1'51.209</b>	19.991	35.301	22.896	33.021	241.0	14	1'47.663 *	19.588	<b>33.046</b>	22.612*	32.417	242.1
7	1'48.563 *	19.744	33.351*	22.799*	32.669	241.0	15	<b>1'47.950</b>	<b>19.582</b>	33.228	<b>22.593</b>	32.547	240.5
8	<b>1'48.335</b>	19.778	33.336	22.694	32.527	240.0	16	<b>1'48.016</b>	19.607	33.162	22.597	32.650	242.1
9	<b>1'48.818</b>	19.816	33.357	22.826	32.819	239.4	17	<b>1'48.245</b>	19.765	33.238	22.774	32.468	241.6
10	2'02.855 P	19.961	34.956	23.158	44.780	240.5							
11	7'59.278	20.242	33.309	23.062	32.841	163.1	<b>5th</b>	<b>95</b>	<b>Collin VEIJER</b> Liqui Moly Husqvarna NED				
12	<b>1'47.138</b>	19.583	<b>32.865</b>	<b>22.503</b>	<b>32.187</b>	239.4			Runs=2	Total laps=16	Full laps=13	Valid laps=12	
13	1'47.797 *	<b>19.511</b>	33.250	22.649*	32.387	238.4	1	3'20.614	20.020	35.653	23.859	34.052	169.5
14	<b>1'47.691</b>	19.556	33.202	22.625	32.308	239.4	2	<b>1'49.884</b>	20.037	33.844	23.084	32.919	238.9
15	<b>1'48.031</b>	19.543	33.231	22.571	32.686	237.3	3	<b>1'49.291</b>	19.880	33.695	22.996	32.720	239.4
16	1'48.166 *	19.788	33.186	22.716*	32.476*	239.4	4	<b>1'48.899</b>	19.726	33.516	22.930	32.727	240.0
							5	<b>1'48.774</b>	19.942	33.367	22.894	32.571	240.0
<b>3rd</b>	<b>99</b>	<b>Jose Antonio RUED</b> Red Bull KTM Ajo SPA					6	<b>1'48.404</b>	19.691	33.331	22.830	32.552	241.6
		Runs=2	Total laps=16	Full laps=13	Valid laps=10		7	1'48.404 *	19.646	33.339	22.873	32.546*	241.0
1	2'09.357	20.489	35.387	23.686	33.740	175.0	8	<b>1'48.549</b>	19.688	33.426	22.886	32.549	240.5
2	1'50.540 *	20.527	33.786	23.118*	33.109*	242.1	9	1'57.742 P	19.764	33.284	22.935	41.759	241.0
3	<b>1'49.555</b>	20.095	33.806	22.908	32.746	<b>244.8</b>	10	7'13.565	19.639	34.213	23.010	32.797	170.0
4	<b>1'49.173</b>	20.028	33.542	22.961	32.642	244.3	11	<b>1'48.364</b>	19.772	33.331	<b>22.755</b>	32.506	240.0
5	<b>1'49.129</b>	20.175	33.487	22.868	32.599	242.1	12	<b>1'48.312</b>	19.685	33.460	22.782	32.385	241.6

**Fastest Lap:** David ALONSO CFMOTO Gaviota As COL **1'46.838** 19.331 32.998 22.414 32.095

These data/results cannot be reproduced, stored and/or transmitted in whole or in part by any manner of electronic, mechanical, photocopying, recording, broadcasting or otherwise now known or herein after developed without the previous express consent by the copyright owner, except for reproduction in daily press and regular printed publications on sale to the public within 60 days of the event related to those data/results and always provided that copyright symbol appears together as follows below.  
© DORNA, 2024

# Free Practice

# Moto3

Lap	Lap Time	T1	T2	T3	T4	Speed	Lap	Lap Time	T1	T2	T3	T4	Speed
13	<b>1'48.750</b>	19.675	33.679	22.861	32.535	243.7	14	1'49.051 *	19.905	33.565	22.888	32.693*	238.9
14	<b>1'48.240</b>	19.626	33.318	22.871	32.425	242.1	15	<b>1'48.703</b>	19.913	33.428	22.887	32.475	238.4
15	<b>1'47.894</b>	19.636	33.198	22.774	32.286	241.0	16	<b>1'48.427</b>	19.825	33.345	22.804	32.453	238.9
16	<b>1'48.060</b>	19.686	33.203	22.807	32.364	242.1	17	<b>1'48.340</b>	19.791	33.267	22.733	32.549	239.4

6th <b>78</b> <b>Joel ESTEBAN</b> CFMOTO Gaviota As SPA							9th <b>64</b> <b>David MUÑOZ</b> BOE Motorsports SPA						
Runs=2	Total laps=16	Full laps=13	Valid laps=7	Runs=3	Total laps=14	Full laps=9	Valid laps=8	Runs=3	Total laps=14	Full laps=9	Valid laps=8		
1	2'06.957	20.316	34.800	23.529	33.797	157.2	1	2'05.028	22.210	35.120	24.255	34.796	156.9
2	<b>1'50.981</b>	20.339	33.995	23.176	33.471	238.9	2	1'54.248 *	22.49*	35.280	23.251	33.221	238.9
3	1'49.827 *	19.879	33.825	22.927	33.196*	243.2	3	<b>1'50.354</b>	20.177	34.159	22.929	33.089	242.6
4	<b>1'49.515</b>	19.960	33.605	22.917	33.033	240.0	4	<b>1'49.117</b>	19.986	33.737	22.827	32.567	246.5
5	1'49.706 *	19.931	33.695	22.897	33.183*	238.9	5	<b>1'49.306</b>	20.225	33.635	22.720	32.726	244.3
6	<b>1'49.335</b>	19.797	33.670	22.841	33.027	238.9	6	<b>1'48.603</b>	19.767	33.513	22.748	32.575	246.0
7	<b>1'49.300</b>	20.068	33.602	22.815	32.815	241.6	7	<b>1'48.677</b>	19.809	33.660	22.691	32.517	246.5
8	<b>1'48.897</b>	19.763	33.435	22.934	32.765	243.2	8	<b>1'48.484</b>	19.762	33.458	22.730	32.534	244.3
9	1'58.956 P	19.797	33.481	22.856	42.822	242.1	9	2'00.237 P	19.859	34.771	23.031*	42.576	243.7
10	8'13.718	20.694	33.941	23.121	35.114	138.6	10	7'28.955	23.593	36.427	23.177	35.803	132.3
11	1'48.199 *	19.713	33.171	22.739	32.576*	244.3	11	<b>1'49.017</b>	19.902	33.710	22.805	32.600	242.6
12	<b>1'48.012</b>	19.387	33.277	22.776	32.572	248.8	12	<b>1'48.665</b>	19.798	33.452	22.806	32.609	243.2
13	1'49.243 *	19.31*	34.008	22.861	33.062*	241.0	13	2'01.012 P	20.72*	34.813	23.304	42.171	219.5
14	1'49.071 *	19.731	33.419	22.893	33.028*	241.0	14	5'06.392	21.492	35.183	23.552	33.817	152.3
15	<b>1'55.173</b>	19.779	33.353	22.826	39.215	240.0							
16	1'48.657 *	19.677	33.408	22.792	32.780*	243.7							

7th <b>54</b> <b>Riccardo ROSSI</b> CIP Green Power ITA							10th <b>19</b> <b>Scott OGDEN</b> MLav Racing GBR						
Runs=2	Total laps=14	Full laps=11	Valid laps=7	Runs=2	Total laps=15	Full laps=12	Valid laps=9	Runs=2	Total laps=15	Full laps=12	Valid laps=9		
1	2'33.485	28.253	35.490	23.721	34.117	110.0	1	2'24.850	21.402	35.252	24.056	33.715	163.3
2	1'51.962 *	20.543	34.532	23.386	33.501*	238.9	2	<b>1'51.193</b>	20.567	34.038	23.366	33.222	236.3
3	<b>1'49.871</b>	20.036	33.660	23.153	33.022	240.5	3	<b>2'00.544</b>	20.177	38.976	24.507	36.884	237.3
4	1'49.966 *	20.081	33.799*	23.028*	33.058	240.0	4	1'50.220 *	20.056	33.824*	23.383*	32.957	240.0
5	<b>1'53.871</b>	20.027	33.753	23.100	36.991	238.4	5	<b>1'49.479</b>	19.930	33.631	22.934	32.984	239.4
6	<b>1'49.071</b>	19.963	33.532	22.965	32.611	241.6	6	<b>1'49.459</b>	20.065	33.616	22.967	32.811	237.8
7	1'49.654 *	19.952	33.666*	23.116*	32.920	241.6	7	1'50.471 *	19.862	33.790*	23.237*	33.582	238.9
8	<b>1'49.360</b>	19.987	33.572	22.974	32.827	239.4	8	<b>1'49.076</b>	19.952	33.515	22.834	32.775	237.3
9	<b>1'49.527</b>	20.018	33.632	23.005	32.872	238.9	9	<b>1'49.939</b>	20.015	33.898	22.960	33.066	240.5
10	2'04.540 P	19.921	33.482	26.795*	44.342	240.0	10	<b>1'49.029</b>	19.774	33.517	22.882	32.856	242.6
11	11'45.624	22.534	34.901	23.843	32.685	152.5	11	2'04.856 P	21.00*	35.791	23.714	44.346	235.2
12	<b>1'48.125</b>	19.653	33.182	22.786	32.504	241.0	12	9'21.258	25.923	35.631	23.618	33.241	151.0
13	1'48.602 *	19.733	33.322	22.984*	32.563*	240.5	13	<b>1'48.548</b>	19.890	33.407	22.758	32.493	241.0
14	<b>1'48.278</b>	19.682	33.262	22.728	32.606	242.1	14	<b>1'54.896</b>	19.794	33.471	23.858	37.773	240.0
							15	1'49.602 *	20.151	33.702	22.883	32.866*	240.0

8th <b>72</b> <b>Taiyo FURUSATO</b> Honda Team Asia JPN							11th <b>66</b> <b>Joel KELSO</b> BOE Motorsports AUS						
Runs=2	Total laps=17	Full laps=14	Valid laps=12	Runs=2	Total laps=15	Full laps=12	Valid laps=11	Runs=2	Total laps=15	Full laps=12	Valid laps=11		
1	2'18.403	20.016	35.030	23.752	33.741	175.0	1	2'59.091	21.677	36.330	24.290	34.501	160.0
2	1'51.637 *	20.519	34.064	23.489*	33.565	236.8	2	<b>1'52.382</b>	20.383	34.718	23.552	33.729	238.4
3	<b>1'50.575</b>	20.018	33.995	23.169	33.393	238.9	3	<b>1'50.978</b>	19.935	34.158	23.392	33.493	238.9
4	<b>1'50.140</b>	20.005	33.808	23.017	33.310	237.8	4	1'51.131 *	19.990	34.366*	23.391*	33.384	238.9
5	<b>1'49.962</b>	20.161	33.714	23.077	33.010	237.8	5	<b>1'50.086</b>	19.896	33.970	23.198	33.022	238.4
6	<b>1'49.478</b>	20.044	33.523	23.002	32.909	238.4	6	<b>1'50.610</b>	19.926	34.056	23.183	33.445	238.9
7	2'07.185 P	20.585	35.073	24.404	47.123	238.4	7	<b>1'49.842</b>	19.896	33.883	23.057	33.006	238.9
8	6'40.965 *	20.008	34.139*	23.489	33.114*	171.4	8	<b>1'55.577</b>	19.890	34.454	26.238	34.995	238.9
9	<b>1'48.669</b>	20.019	33.284	22.822	32.544	239.4	9	<b>1'49.476</b>	19.980	33.796	22.988	32.712	241.0
10	<b>1'49.000</b>	19.931	33.358	22.935	32.776	238.4	10	<b>1'49.714</b>	19.944	33.844	22.933	32.993	241.6
11	<b>1'48.685</b>	19.964	33.351	22.883	32.487	238.4	11	2'04.703 P	21.83*	36.035	23.466	43.365	237.8
12	<b>1'48.699</b>	19.860	33.385	22.794	32.660	240.0	12	8'51.954	23.902	39.216	23.316	32.994	142.6
13	<b>1'48.713</b>	19.786	33.367	22.936	32.624	240.0	13	<b>1'48.960</b>	19.806	33.547	22.850	32.757	241.6
							14	<b>1'51.868</b>	19.773	33.525	23.752	34.818	242.1

**Fastest Lap:** David ALONSO CFMOTO Gaviota As COL **1'46.838** 19.331 32.998 22.414 32.095

These data/results cannot be reproduced, stored and/or transmitted in whole or in part by any manner of electronic, mechanical, photocopying, recording, broadcasting or otherwise now known or herein after developed without the previous express consent by the copyright owner, except for reproduction in daily press and regular printed publications on sale to the public within 60 days of the event related to those data/results and always provided that copyright symbol appears together as follows below.  
© DORNA, 2024

Official MotoGP Timing by TISSOT  
www.motogp.com

Barcelona, Friday, May 24, 2024

Page 2 of 5



## Free Practice

## Moto3

Lap	Lap Time	T1	T2	T3	T4	Speed	Lap	Lap Time	T1	T2	T3	T4	Speed	
15	1'48.565	19.822	33.568	22.751	32.424	240.5	14	1'48.834	19.885	33.493	22.853	32.603	238.4	
<b>12th</b>	<b>24</b>	<b>Tatsuki SUZUKI</b> Liqui Moly Husqvarna JPN						15	1'48.719	19.834	33.434	22.831	32.620	237.8
		Runs=2	Total laps=16	Full laps=13	Valid laps=10									
1	2'32.244	20.677	34.964	23.456	33.513	162.1	<b>15th</b>	<b>18</b>	<b>Matteo BERTELLE</b> Kopron Rivacold Snip ITA					
2	1'52.063	20.068	34.022	23.289	34.684	240.5			Runs=2	Total laps=17	Full laps=14	Valid laps=11		
3	1'52.516	20.131	33.671	22.946	35.768	240.0	1	2'37.593	22.226	35.791	23.846	34.114	161.4	
4	1'49.732 *	19.941	33.760*	23.031*	33.000	240.5	2	1'51.701	20.455	34.335	23.337	33.574	237.8	
5	1'49.303	19.835	33.719	22.904	32.845	242.6	3	1'50.209 *	20.077	33.997	23.079	33.056*	238.9	
6	1'49.536	19.856	33.730	23.003	32.947	240.5	4	1'50.738 *	20.123	34.225*	23.147*	33.243	241.6	
7	1'49.202 *	19.813	33.576*	23.015*	32.798*	242.6	5	1'50.180	19.947	33.947	23.130	33.156	238.9	
8	1'49.628 *	19.907	33.812	22.888*	33.021*	240.5	6	1'49.501	20.050	33.619	22.928	32.904	240.5	
9	2'08.416 P	21.93*	36.652	24.243	45.588	234.2	7	1'49.548 *	19.790	33.694*	23.003*	33.061	244.3	
10	8'09.043	24.177	35.809	23.293	33.028	144.5	8	1'48.837	19.758	33.546	22.898	32.635	243.7	
11	1'50.902	19.920	33.914	23.190	33.878	241.0	9	1'48.829	19.784	33.456	22.871	32.718	242.1	
12	1'50.091	19.994	34.226	23.041	32.830	241.0	10	2'01.945 P	19.808	34.583	23.832	43.722	247.1	
13	1'49.025	19.814	33.580	22.968	32.663	242.6	11	6'01.635	21.560	35.029	23.402	33.390	160.7	
14	1'48.736	19.763	33.473	22.872	32.628	242.1	12	1'50.181	20.001	33.857	23.014	33.309	237.3	
15	1'48.701	19.846	33.455	22.827	32.573	241.6	13	1'49.150	19.844	33.552	22.892	32.862	241.0	
16	1'48.625	19.766	33.482	22.804	32.573	242.1	14	1'50.119	19.792	34.215	23.061	33.051	240.0	
<b>13th</b>	<b>31</b>	<b>Adrian FERNANDEZ</b> Leopard Racing SPA						15	1'49.313	19.829	33.678	22.922	32.884	238.4
		Runs=2	Total laps=17	Full laps=14	Valid laps=11		16	1'49.516	19.833	33.795	22.951	32.937	238.9	
1	2'34.485	21.603	34.790	23.379	33.123	144.3	17	1'51.831	19.860	34.365	23.735	33.871	239.4	
2	1'50.684	19.899	34.267	23.342	33.176	244.8	<b>16th</b>	<b>58</b>	<b>Luca LUNETTA</b> SIC58 Squadra Corse ITA					
3	1'49.475	19.797	33.603	22.859	33.216	245.4			Runs=2	Total laps=17	Full laps=14	Valid laps=13		
4	1'49.227 *	20.045	33.533*	22.942*	32.707	240.0	1	2'07.752	21.783	35.755	23.810	33.800	164.8	
5	1'48.653	19.766	33.378	22.887	32.622	242.1	2	1'52.040	20.554	34.745	23.375	33.366	241.6	
6	1'49.497	20.110	33.715	22.988	32.684	234.7	3	1'50.384	20.314	33.960	23.180	32.930	243.2	
7	1'48.972 *	19.853	33.480*	22.726*	32.913	237.8	4	1'49.685	20.100	33.696	23.012	32.877	243.2	
8	1'48.848	19.856	33.573	22.739	32.680	236.8	5	1'50.471	19.985	33.880	23.240	33.366	246.0	
9	1'49.813	19.905	33.713	23.021	33.174	237.3	6	1'52.302 *	19.49*	34.165	24.078	34.565	242.6	
10	2'02.207 P	19.863	33.602	22.958*	45.784	240.0	7	1'52.784	20.324	34.143	23.283	35.034	237.3	
11	5'10.573	20.364	33.759	22.817	33.054	165.6	8	2'00.100 P	20.046	33.942	23.224	42.888	240.0	
12	1'48.869	19.860	33.576	22.792	32.641	237.3	9	6'42.824	20.753	35.162	23.864	33.953	158.8	
13	1'50.756	19.880	33.493	22.773	34.610	237.8	10	1'51.413	20.100	33.982	23.163	34.168	236.8	
14	1'49.195	20.015	33.644	22.779	32.757	238.4	11	1'49.579	19.928	33.685	23.085	32.881	238.4	
15	1'49.183 *	19.839	33.715	22.832	32.797*	237.8	12	1'49.440	19.893	33.794	22.970	32.783	238.9	
16	1'49.098	19.900	33.594	22.875	32.729	236.3	13	1'54.864	20.055	34.268	24.909	35.632	237.8	
17	1'49.128	19.956	33.571	22.802	32.799	236.8	14	1'49.462	19.907	33.747	23.128	32.680	241.0	
<b>14th</b>	<b>82</b>	<b>Stefano NEPA</b> LEVELUP - MTA ITA						15	1'49.133	19.827	33.661	22.958	32.687	242.1
		Runs=2	Total laps=15	Full laps=12	Valid laps=8		16	1'48.913	19.779	33.575	22.982	32.577	241.0	
1	2'34.319	20.383	35.575	24.345	34.057	161.1	17	1'53.124	19.791	35.067	24.580	33.686	241.6	
2	1'52.357 *	20.523	34.401	23.267	34.166*	240.0	<b>17th</b>	<b>10</b>	<b>Nicola CARRARO</b> LEVELUP - MTA ITA					
3	1'50.644	20.105	34.081	23.170	33.288	240.5			Runs=2	Total laps=16	Full laps=13	Valid laps=8		
4	1'50.323 *	20.181	33.927*	22.981*	33.234	242.6	1	2'31.166	23.209	34.978	23.545	34.034	137.5	
5	1'50.235	20.145	33.889	23.034	33.167	241.0	2	1'52.190	20.574	34.466	23.299	33.851	238.4	
6	1'50.038	20.130	33.707	23.048	33.153	240.0	3	1'51.474	19.883	34.245	23.392	33.954	240.5	
7	2'03.293 P	20.038	33.643*	22.963*	46.649	245.4	4	1'50.629 *	20.331	33.859*	23.185*	33.254*	242.1	
8	8'54.478 *	19.867	34.627	23.349*	33.157*	169.0	5	1'50.365	19.997	33.742	23.221	33.405	243.7	
9	1'49.909 *	20.314	33.733	22.924*	32.938	235.2	6	1'49.650	19.955	33.894	23.028	32.773	240.5	
10	1'49.474	20.073	33.644	23.013	32.744	236.3	7	1'50.276 *	19.915	33.598*	23.201*	33.562*	242.6	
11	1'49.149	19.992	33.540	22.870	32.747	237.3	8	1'49.450	19.842	33.791	22.908	32.909	242.1	
12	1'49.159 *	19.942	33.586	22.937*	32.694	237.8	9	1'49.895	19.828	33.717	23.012	33.338	242.6	
13	1'48.971	19.934	33.462	22.847	32.728	237.8	10	1'48.980	19.709	33.513	22.901	32.857	243.7	
							11	2'00.491 P	19.788	33.585	22.942	44.176	241.6	

**Fastest Lap:** David ALONSO CFMOTO Gaviota As COL 1'46.838 19.331 32.998 22.414 32.095

These data/results cannot be reproduced, stored and/or transmitted in whole or in part by any manner of electronic, mechanical, photocopying, recording, broadcasting or otherwise now known or herein after developed without the previous express consent by the copyright owner, except for reproduction in daily press and regular printed publications on sale to the public within 60 days of the event related to those data/results and always provided that copyright symbol appears together as follows below.  
© DORNA, 2024

## Free Practice

## Moto3

Lap	Lap Time	T1	T2	T3	T4	Speed	Lap	Lap Time	T1	T2	T3	T4	Speed
12	7'50.645	21.430	35.321	23.261	33.221	160.0	10	<b>1'50.530</b>	20.251	33.693	23.131	33.455	234.7
13	1'49.516 *	19.922	33.745	23.021*	32.828	241.6	11	<b>1'49.658</b>	20.026	33.765	22.922	32.945	235.8
14	<b>1'49.072</b>	19.695	33.707	<b>22.887</b>	32.783	242.1	12	<b>1'49.625</b>	20.221	33.617	22.950	32.837	236.3
15	1'48.788 *	19.905	<b>33.405</b>	22.808*	32.670*	240.5	13	<b>1'49.457</b>	20.079	33.574	23.059	<b>32.745</b>	235.8
16	1'48.941 *	<b>19.681</b>	33.604	23.030*	<b>32.626</b>	242.1	14	<b>1'52.971</b>	20.037	33.734	23.857	35.343	236.3

**18th 96 Daniel HOLGADO** Red Bull GASGAS Te SPA  
Runs=2 Total laps=17 Full laps=14 Valid laps=5

1	2'31.175	20.207	35.739	24.282	34.451	169.5
2	1'56.353 *	20.496	34.397	23.304	38.156*	240.0
3	<b>1'51.904</b>	20.319	34.307	23.459	33.819	242.1
4	1'51.188 *	20.149	34.232*	23.443*	33.364*	242.1
5	<b>1'49.830</b>	20.109	33.661	23.013	33.047	242.1
6	<b>1'49.372</b>	19.924	33.517	22.955	32.976	241.6
7	1'49.532 *	19.810	33.686*	22.962*	33.074*	242.1
8	1'48.892 *	19.739	33.449	<b>22.798</b>	32.906*	241.6
9	1'48.778 *	<b>19.699</b>	<b>33.410</b>	22.857	32.812*	243.7
10	2'03.010 P	19.840	34.426	24.108	44.636	<b>246.0</b>
11	6'11.097	20.478	35.038	23.534	33.485	169.0
12	1'49.913 *	20.038	33.786	22.995	33.094*	237.8
13	<b>1'49.491</b>	19.885	33.607	22.997	33.002	237.8
14	1'49.319 *	19.842	33.544	22.943*	32.990*	239.4
15	1'49.443 *	19.912	33.561	22.977	32.993*	238.9
16	1'53.522 *	22.47*	34.817	22.986*	33.240*	239.4
17	<b>1'49.067</b>	19.872	33.508	22.854	<b>32.833</b>	240.0

**19th 85 Xabi ZURUTUZA** Red Bull KTM Ajo SPA  
Runs=2 Total laps=16 Full laps=13 Valid laps=6

1	2'10.108	20.453	35.331	23.812	33.928	169.8
2	<b>1'51.389</b>	20.495	34.068	23.327	33.499	241.6
3	<b>1'50.758</b>	20.156	33.921	23.345	33.336	240.5
4	1'50.452 *	19.59*	34.136	23.371	33.346	239.4
5	<b>1'50.969</b>	20.204	34.156	23.260	33.349	240.0
6	<b>1'50.318</b>	20.038	33.916	23.201	33.163	239.4
7	1'50.327 *	20.001	33.846	23.075	33.405*	240.0
8	1'52.119 *	20.10*	35.320	23.155	33.544	236.8
9	1'59.913 P	20.062	33.949	23.151	42.751	237.8
10	7'59.698	21.144	33.924	23.030	34.200	135.3
11	1'49.149 *	19.866	<b>33.468</b>	22.971*	32.844	240.0
12	1'49.152 *	19.50*	33.860	22.917	32.871	<b>242.1</b>
13	<b>1'49.141</b>	<b>19.748</b>	33.669	22.908	32.816	241.6
14	1'49.278 *	19.35*	33.751	22.942	33.230	241.6
15	<b>1'49.288</b>	19.830	33.657	<b>22.839</b>	32.962	241.0
16	1'52.750 *	22.57*	34.419	22.955*	<b>32.800</b>	239.4

**20th 12 Jacob ROULSTONE** Red Bull GASGAS Te AUS  
Runs=2 Total laps=16 Full laps=13 Valid laps=13

1	2'04.870	21.014	35.905	24.772	34.580	160.2
2	<b>1'53.027</b>	20.977	34.811	23.697	33.542	234.2
3	<b>1'50.762</b>	20.219	34.062	23.164	33.317	<b>242.6</b>
4	<b>1'50.924</b>	20.212	33.978	23.073	33.661	238.9
5	<b>1'50.350</b>	20.109	33.938	23.115	33.188	238.9
6	2'01.426 P	20.231	34.021	23.374	43.800	238.4
7	7'06.627	20.652	35.346	23.416	33.258	167.9
8	<b>1'50.174</b>	20.273	33.811	22.971	33.119	235.2
9	<b>1'49.987</b>	20.173	33.854	22.962	32.998	235.2

**21st 7 Filippo FARIOLI** SIC58 Squadra Corse ITA  
Runs=2 Total laps=16 Full laps=13 Valid laps=10

1	3'03.579	21.304	35.406	23.576	34.235	157.8
2	<b>1'52.360</b>	20.449	34.692	23.448	33.771	235.8
3	<b>1'51.186</b>	20.289	34.359	23.173	33.365	235.8
4	1'50.820 *	20.150	34.107*	23.223*	33.340*	236.3
5	<b>1'50.624</b>	20.147	34.047	23.094	33.336	235.8
6	<b>1'50.458</b>	20.237	33.928	23.101	33.192	235.8
7	<b>1'49.747</b>	20.028	33.780	22.936	33.003	235.8
8	<b>1'50.092</b>	20.008	33.900	23.007	33.177	235.8
9	1'49.882 *	20.006	33.840	22.993*	33.043	235.2
10	1'50.417 *	20.049	33.981	23.122*	33.265	234.7
11	<b>1'49.761</b>	19.872	33.910	22.975	33.004	<b>240.5</b>
12	1'58.548 P	20.047	33.800	23.010	41.691	234.7
13	6'11.853	21.498	34.809	23.169	33.169	158.3
14	<b>1'49.340</b>	19.880	<b>33.700</b>	22.923	<b>32.837</b>	238.4
15	<b>1'52.126</b>	19.866	33.831	23.091	35.338	236.8
16	<b>1'49.648</b>	<b>19.847</b>	33.963	<b>22.915</b>	32.923	239.4

**22nd 36 Angel PIQUERAS** Leopard Racing SPA  
Runs=2 Total laps=12 Full laps=9 Valid laps=6

1	4'04.308	26.223	37.939	24.058	34.147	120.8
2	1'51.187 *	20.535	34.059	23.271	33.322*	238.9
3	<b>1'50.313</b>	20.094	33.798	23.110	33.311	239.4
4	<b>1'50.233</b>	20.140	33.912	23.058	33.123	239.4
5	<b>1'49.622</b>	19.855	<b>33.723</b>	<b>23.008</b>	<b>33.036</b>	<b>240.0</b>
6	2'40.827 P	<b>19.838</b>	1'02.704	30.074*	48.211	240.0
7	12'22.030	25.385	37.893	24.171	34.945	103.6
8	1'55.983 *	21.76*	36.788	23.830	33.605	236.8
9	<b>1'50.822</b>	20.064	34.167	23.255	33.336	238.4
10	<b>1'50.128</b>	19.994	33.890	23.035	33.209	238.4
11	<b>1'50.229</b>	19.870	33.992	23.142	33.225	239.4
12	1'50.863 *	19.982	34.102	23.302	33.477*	240.0

**23rd 22 David ALMANSA** Kopron Rivacold Snip SPA  
Runs=3 Total laps=11 Full laps=6 Valid laps=6

1	2'27.626	22.724	35.816	24.066	33.957	166.4
2	<b>1'50.869</b>	20.389	34.012	23.196	33.272	241.0
3	<b>1'50.135</b>	20.351	<b>33.660</b>	23.006	33.118	241.0
4	2'03.199 P	20.209	33.812	23.222	45.956	<b>242.6</b>
5	8'20.538	22.588	34.904	23.493	33.691	157.6
6	<b>1'53.332</b>	20.434	33.986	23.202	35.710	237.8
7	<b>1'50.312</b>	20.057	33.917	23.100	33.238	240.5
8	2'00.051 P	20.208	33.964	23.223	42.656	238.9
9	9'27.487	24.329	34.365	23.246	33.200	98.0
10	<b>1'50.020</b>	20.011	33.807	<b>22.991</b>	33.211	239.4
11	<b>1'49.793</b>	<b>19.964</b>	33.793	23.027	<b>33.009</b>	240.0

**Fastest Lap:** David ALONSO CFMOTO Gaviota As COL **1'46.838** 19.331 32.998 22.414 32.095

These data/results cannot be reproduced, stored and/or transmitted in whole or in part by any manner of electronic, mechanical, photocopying, recording, broadcasting or otherwise now known or herein after developed without the previous express consent by the copyright owner, except for reproduction in daily press and regular printed publications on sale to the public within 60 days of the event related to those data/results and always provided that copyright symbol appears together as follows below.  
© DORNA, 2024

## Free Practice

Moto3

Lap	Lap Time	T1	T2	T3	T4	Speed	Lap	Lap Time	T1	T2	T3	T4	Speed
<b>24th</b>	<b>70</b>	<b>Joshua WHATLEY</b> MLav Racing GBR					5	1'52.304 *	20.682	34.381	23.565	33.676*	231.2
		Runs=2	Total laps=13	Full laps=10	Valid laps=10		6	<b>1'50.968</b>	<b>20.063</b>	<b>34.020</b>	<b>23.216</b>	33.669	234.2
1	2'23.717	23.067	42.339	24.178	34.340	147.3	7	2'02.600 P	20.590	34.666*	23.661*	43.683	233.7
2	<b>1'52.687</b>	20.930	34.440	23.806	33.511	235.2	8	11'57.312	22.409	35.638	23.730	33.490	159.0
3	<b>1'51.429</b>	20.493	34.296	23.449	33.191	238.4	9	1'52.185 *	20.52*	34.978	23.295	33.384	234.7
4	<b>1'54.136</b>	20.403	35.392	23.559	34.782	238.9	10	<b>1'51.311</b>	20.413	34.160	23.395	<b>33.343</b>	234.7
5	<b>1'51.004</b>	20.288	34.246	23.376	33.094	235.2	11	1'51.814 *	20.581	34.308	23.392	33.533*	234.7
6	<b>1'50.716</b>	20.127	34.111	23.187	33.291	<b>241.0</b>	12	<b>1'51.105</b>	20.294	34.094	23.295	33.422	233.2
7	2'08.883 P	<b>19.918</b>	35.714*	28.095*	45.156	240.0	13	1'59.060 *	20.90*	36.343	24.323	37.490	232.7
8	13'05.710 *	26.134	36.757	24.875	43.123*	97.4							
9	<b>1'51.856</b>	20.312	34.567	23.563	33.414	236.3							
10	<b>1'50.642</b>	20.235	34.187	<b>23.147</b>	33.073	236.3							
11	<b>1'50.613</b>	20.088	34.177	23.158	33.190	241.0							
12	<b>1'50.607</b>	20.154	34.147	23.238	33.068	235.8							
13	<b>1'49.802</b>	20.095	<b>33.724</b>	23.159	<b>32.824</b>	238.9							

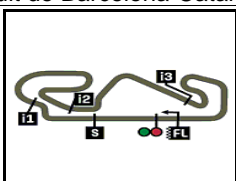
<b>25th</b>	<b>5</b>	<b>Tatchakorn BUASRI</b> Honda Team Asia THA				
		Runs=2	Total laps=15	Full laps=12	Valid laps=8	
1	2'11.082	20.351	35.035	23.873	34.003	175.0
2	1'51.314 *	20.409	33.980	23.406*	33.519	238.9
3	<b>1'50.998</b>	20.267	34.036	23.392	33.303	237.8
4	<b>1'52.818</b>	20.150	34.895	23.949	33.824	236.8
5	<b>1'50.683</b>	20.123	33.973	23.408	33.179	239.4
6	<b>1'50.431</b>	20.112	33.909	23.267	<b>33.143</b>	237.3
7	1'50.455 *	20.047	<b>33.890</b>	23.343*	33.175	236.8
8	<b>1'50.602</b>	20.107	33.997	<b>23.242</b>	33.256	236.8
9	2'06.904 P	20.672	36.283	25.512	44.437	234.7
10	9'42.430	19.172	35.651	24.343	33.927	171.4
11	<b>1'51.312</b>	20.149	34.264	23.480	33.419	236.8
12	<b>1'51.524</b>	20.077	34.224	23.343	33.880	236.8
13	1'54.364 *	20.41*	35.847	24.017	34.082	239.4
14	1'51.103 *	<b>20.029</b>	34.135	23.300*	33.639	<b>240.5</b>
15	<b>1'51.863</b>	20.132	34.297	23.595	33.839	236.8

<b>26th</b>	<b>55</b>	<b>Noah DETTWILER</b> CIP Green Power SWI				
		Runs=2	Total laps=13	Full laps=10	Valid laps=7	
1	2'22.567	21.672	35.515	23.914	34.313	154.0
2	1'52.769 *	20.623	34.611	23.561	33.974*	235.8
3	<b>1'52.321</b>	20.639	34.507	23.439	33.736	237.3
4	2'47.269 P	20.153	1'07.110	<b>32.528</b>	47.478	237.8
5	12'03.696	22.596	37.283	23.876	34.357	145.9
6	<b>1'52.844</b>	20.736	34.771	23.534	33.803	234.2
7	<b>1'51.815</b>	20.307	34.488	23.372	33.648	236.3
8	<b>1'51.412</b>	20.326	34.189	23.395	33.502	236.3
9	1'50.937 *	20.160	34.180	23.201	33.396*	238.4
10	<b>1'50.954</b>	20.207	34.160	23.246	33.341	238.4
11	<b>1'50.521</b>	20.115	34.097	<b>23.117</b>	<b>33.192</b>	237.8
12	1'50.680 *	20.187	<b>34.040</b>	23.233	33.220*	238.4
13	<b>1'50.533</b>	<b>19.992</b>	34.101	23.137	33.303	<b>238.9</b>

<b>27th</b>	<b>93</b>	<b>Arbi ADITAMA</b> Honda Team Asia INA				
		Runs=2	Total laps=13	Full laps=10	Valid laps=6	
1	2'22.787	20.662	35.530	24.362	34.313	170.6
2	<b>1'52.628</b>	20.651	34.539	23.539	33.899	235.2
3	<b>1'52.296</b>	20.410	34.467	23.712	33.707	<b>237.3</b>
4	<b>1'52.471</b>	20.312	34.705	23.361	34.093	234.7

**Fastest Lap:** David ALONSO CFMOTO Gaviota As COL **1'46.838** 19.331 32.998 22.414 32.095

These data/results cannot be reproduced, stored and/or transmitted in whole or in part by any manner of electronic, mechanical, photocopying, recording, broadcasting or otherwise now known or herein after developed without the previous express consent by the copyright owner, except for reproduction in daily press and regular printed publications on sale to the public within 60 days of the event related to those data/results and always provided that copyright symbol appears together as follows below.  
© DORNA, 2024



4657 m.

## GRAN PREMI MONSTER ENERGY DE CATALUNYA

## Free Practice

## Best Partial Times

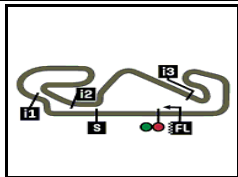
IT Ideal Lap Time, sum of the best partial times

BT Best Lap Time

T1		T2		T3		T4				IT	BT	
Pos	Rider	Time	Rider	Time	Rider	Time	Rider	Time	Pos	Rider	IT	BT
1	D.ALONSO	19.331	I.ORTOLA	32.865	D.ALONSO	22.414	D.ALONSO	32.011	1	D.ALONSO	1'46.719	1'46.838 (1)
2	J.ESTEBAN	19.387	D.ALONSO	32.963	I.ORTOLA	22.503	J.RUEDA	32.066	2	I.ORTOLA	1'47.066	1'47.138 (2)
3	I.ORTOLA	19.511	J.RUEDA	32.994	J.RUEDA	22.516	I.ORTOLA	32.187	3	J.RUEDA	1'47.214	1'47.326 (3)
4	R.YAMANAKA	19.582	R.YAMANAKA	33.046	R.YAMANAKA	22.593	R.YAMANAKA	32.269	4	R.YAMANAKA	1'47.490	1'47.788 (4)
5	C.VEIJER	19.626	J.ESTEBAN	33.171	D.MUÑOZ	22.691	C.VEIJER	32.286	5	C.VEIJER	1'47.865	1'47.894 (5)
6	J.RUEDA	19.638	R.ROSSI	33.182	R.ROSSI	22.728	J.KELSO	32.424	6	J.ESTEBAN	1'47.869	1'48.012 (6)
7	R.ROSSI	19.653	C.VEIJER	33.198	T.FURUSATO	22.733	T.FURUSATO	32.453	7	R.ROSSI	1'48.067	1'48.125 (7)
8	N.CARRARO	19.681	T.FURUSATO	33.267	A.FERNANDEZ	22.739	S.OGDEN	32.493	8	T.FURUSATO	1'48.239	1'48.340 (8)
9	D.HOLGADO	19.699	A.FERNANDEZ	33.378	J.ESTEBAN	22.739	R.ROSSI	32.504	9	D.MUÑOZ	1'48.422	1'48.484 (9)
10	X.ZURUTUZA	19.748	N.CARRARO	33.405	J.KELSO	22.751	D.MUÑOZ	32.517	10	S.OGDEN	1'48.432	1'48.548 (10)
11	M.BERTELLE	19.758	S.OGDEN	33.407	C.VEIJER	22.755	J.ESTEBAN	32.572	11	J.KELSO	1'48.473	1'48.565 (11)
12	D.MUÑOZ	19.762	D.HOLGADO	33.410	S.OGDEN	22.758	T.SUZUKI	32.573	12	A.FERNANDEZ	1'48.505	1'48.653 (13)
13	T.SUZUKI	19.763	S.NEPA	33.434	J.ROULSTONE	22.788	L.LUNETTA	32.577	13	T.SUZUKI	1'48.595	1'48.625 (12)
14	A.FERNANDEZ	19.766	D.MUÑOZ	33.452	D.HOLGADO	22.798	S.NEPA	32.603	14	N.CARRARO	1'48.599	1'48.980 (17)
15	J.KELSO	19.773	T.SUZUKI	33.455	T.SUZUKI	22.804	A.FERNANDEZ	32.622	15	S.NEPA	1'48.702	1'48.719 (14)
16	S.OGDEN	19.774	M.BERTELLE	33.456	S.NEPA	22.831	N.CARRARO	32.626	16	M.BERTELLE	1'48.720	1'48.829 (15)
17	L.LUNETTA	19.779	X.ZURUTUZA	33.468	X.ZURUTUZA	22.839	M.BERTELLE	32.635	17	D.HOLGADO	1'48.740	1'49.067 (18)
18	T.FURUSATO	19.786	J.ROULSTONE	33.501	M.BERTELLE	22.871	J.ROULSTONE	32.745	18	X.ZURUTUZA	1'48.855	1'49.141 (19)
19	S.NEPA	19.834	J.KELSO	33.525	N.CARRARO	22.887	X.ZURUTUZA	32.800	19	L.LUNETTA	1'48.889	1'48.913 (16)
20	PIQUERAS	19.838	L.LUNETTA	33.575	F.FARIOLI	22.915	J.WHATLEY	32.824	20	J.ROULSTONE	1'49.001	1'49.165 (20)
21	F.FARIOLI	19.847	D.ALMANSA	33.660	L.LUNETTA	22.958	D.HOLGADO	32.833	21	F.FARIOLI	1'49.299	1'49.340 (21)
22	J.WHATLEY	19.918	F.FARIOLI	33.700	D.ALMANSA	22.991	F.FARIOLI	32.837	22	A.PIQUERAS	1'49.605	1'49.622 (22)
23	D.ALMANSA	19.964	A.PIQUERAS	33.723	A.PIQUERAS	23.008	D.ALMANSA	33.009	23	J.WHATLEY	1'49.613	1'49.802 (24)
24	J.ROULSTONE	19.967	J.WHATLEY	33.724	N.DETTWILER	23.117	A.PIQUERAS	33.036	24	D.ALMANSA	1'49.624	1'49.793 (23)

These data/results cannot be reproduced, stored and/or transmitted in whole or in part by any manner of electronic, mechanical, photocopying, recording, broadcasting or otherwise now known or herein after developed without the previous express consent by the copyright owner, except for reproduction in daily press and regular printed publications on sale to the public within 60 days of the event related to those data/results and always provided that copyright symbol appears together as follows below.  
© DORNA, 2024





4657 m.

## GRAN PREMI MONSTER ENERGY DE CATALUNYA

Free Practice

Best Partial Times

Moto3™

*IT* Ideal Lap Time, sum of the best partial times*BT* Best Lap Time

<i>T1</i>		<i>T2</i>		<i>T3</i>		<i>T4</i>				<i>IT</i>	<i>BT</i>	
<i>Pos</i>	<i>Rider</i>	<i>Time</i>	<i>Rider</i>	<i>Time</i>	<i>Rider</i>	<i>Time</i>	<i>Rider</i>	<i>Time</i>	<i>Pos</i>	<i>Rider</i>		
25	N.DETTWILER	19.992	T.BUASRI	33.890	J.WHATLEY	23.147	T.BUASRI	33.143	25	T.BUASRI	1'50.304	1'50.431 (25)
26	T.BUASRI	20.029	A.ADITAMA	34.020	A.ADITAMA	23.216	N.DETTWILER	33.192	26	N.DETTWILER	1'50.341	1'50.521 (26)
27	A.ADITAMA	20.063	N.DETTWILER	34.040	T.BUASRI	23.242	A.ADITAMA	33.343	27	A.ADITAMA	1'50.642	1'50.968 (27)

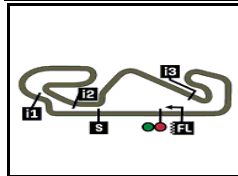
These data/results cannot be reproduced, stored and/or transmitted in whole or in part by any manner of electronic, mechanical, photocopying, recording, broadcasting or otherwise now known or herein after developed without the previous express consent by the copyright owner, except for reproduction in daily press and regular printed publications on sale to the public within 60 days of the event related to those data/results and always provided that copyright symbol appears together as follows below.

© DORNA, 2024

Official MotoGP Timing by TISSOT

www.motogp.com





4657 m.

## GRAN PREMI MONSTER ENERGY DE CATALUNYA

## Free Practice

## Fastest Laps Sequence

<i>Practice Time</i>	 <i>Rider</i>	<i>Nation</i>	<i>Motorcycle</i>	<i>Time</i>	<i>Km/h</i>	<i>Rider's Lap</i>
<b>3'57.289</b>	80 <b>David ALONSO</b>	COL	CFMOTO	<b>1'50.249</b>	152.0	2
<b>5'10.498</b>	95 <b>Collin VEIJER</b>	NED	HUSQVARNA	<b>1'49.884</b>	152.5	2
<b>5'46.995</b>	80 <b>David ALONSO</b>	COL	CFMOTO	<b>1'49.706</b>	152.8	3
<b>5'49.452</b>	99 <b>Jose Antonio RUEDA</b>	SPA	KTM	<b>1'49.555</b>	153.0	3
<b>6'14.644</b>	31 <b>Adrian FERNANDEZ</b>	SPA	HONDA	<b>1'49.475</b>	153.1	3
<b>6'59.789</b>	95 <b>Collin VEIJER</b>	NED	HUSQVARNA	<b>1'49.291</b>	153.3	3
<b>7'35.909</b>	80 <b>David ALONSO</b>	COL	CFMOTO	<b>1'48.914</b>	153.9	4
<b>8'48.688</b>	95 <b>Collin VEIJER</b>	NED	HUSQVARNA	<b>1'48.899</b>	153.9	4
<b>9'52.524</b>	31 <b>Adrian FERNANDEZ</b>	SPA	HONDA	<b>1'48.653</b>	154.3	5
<b>11'13.066</b>	80 <b>David ALONSO</b>	COL	CFMOTO	<b>1'48.402</b>	154.6	6
<b>13'01.179</b>	80 <b>David ALONSO</b>	COL	CFMOTO	<b>1'48.113</b>	155.0	7
<b>18'24.954</b>	80 <b>David ALONSO</b>	COL	CFMOTO	<b>1'47.692</b>	155.6	10
<b>26'54.539</b>	99 <b>Jose Antonio RUEDA</b>	SPA	KTM	<b>1'47.670</b>	155.7	11
<b>28'58.514</b>	48 <b>Ivan ORTOLA</b>	SPA	KTM	<b>1'47.138</b>	156.4	12
<b>32'53.138</b>	80 <b>David ALONSO</b>	COL	CFMOTO	<b>1'46.879</b>	156.8	15
<b>34'39.976</b>	80 <b>David ALONSO</b>	COL	CFMOTO	<b>1'46.838</b>	156.9	16

These data/results cannot be reproduced, stored and/or transmitted in whole or in part by any manner of electronic, mechanical, photocopying, recording, broadcasting or otherwise now known or herein after developed without the previous express consent by the copyright owner, except for reproduction in daily press and regular printed publications on sale to the public within 60 days of the event related to those data/results and always provided that copyright symbol appears together as follows below.

© DORNA, 2024