

4185 m.

MICHELIN® GRAND PRIX DE FRANCE

Practice Nr. 2

Classification

10



	Rider	Nation	Team	Motorcycle	Time	Lap	Total	Gap	Top Speed
1	80 David ALONSO	COL	CFMOTO Gaviota Aspar Team	CFMOTO	1'40.121	13	15		222.0
2	95 Collin VEIJER	NED	Liqui Moly Husqvarna Intact GP	HUSQVARNA	1'40.523	14	15	0.402 0.402	220.1
3	6 Ryusei YAMANAKA	JPN	MT Helmets - MSI	KTM	1'40.597	11	12	0.476 0.074	227.1
4	36 Angel PIQUERAS	SPA	Leopard Racing	HONDA	1'40.620	12	13	0.499 0.023	222.5
5	78 Joel ESTEBAN	SPA	CFMOTO Gaviota Aspar Team	CFMOTO	1'40.875	12	13	0.754 0.255	224.0
6	66 Joel KELSO	AUS	BOE Motorsports	KTM	1'40.892	12	14	0.771 0.017	219.6
7	99 Jose Antonio RUEDA	SPA	Red Bull KTM Ajo	KTM	1'40.935	14	14	0.814 0.043	224.5
8	54 Riccardo ROSSI	ITA	CIP Green Power	KTM	1'40.954	12	12	0.833 0.019	224.0
9	85 Xabi ZURUTUZA	SPA	Red Bull KTM Ajo	KTM	1'41.024	12	14	0.903 0.070	224.5
10	48 Ivan ORTOLA	SPA	MT Helmets - MSI	KTM	1'41.095	11	12	0.974 0.071	225.1
11	31 Adrian FERNANDEZ	SPA	Leopard Racing	HONDA	1'41.123	13	14	1.002 0.028	221.1
12	72 Taiyo FURUSATO	JPN	Honda Team Asia	HONDA	1'41.158	13	13	1.037 0.035	223.0
13	96 Daniel HOLGADO	SPA	Red Bull GASGAS Tech3	GASGAS	1'41.171	9	15	1.050 0.013	220.1
14	64 David MUÑOZ	SPA	BOE Motorsports	KTM	1'41.174	7	14	1.053 0.003	224.5
15	22 David ALMANSA	SPA	Kopron Rivacold Snipers Team	HONDA	1'41.239	13	13	1.118 0.065	226.1
16	82 Stefano NEPA	ITA	LEVELUP - MTA	KTM	1'41.245	10	12	1.124 0.006	223.5
17	10 Nicola CARRARO	ITA	LEVELUP - MTA	KTM	1'41.250	12	14	1.129 0.005	223.0
18	24 Tatsuki SUZUKI	JPN	Liqui Moly Husqvarna Intact GP	HUSQVARNA	1'41.308	12	13	1.187 0.058	225.1
19	19 Scott OGDEN	GBR	MLav Racing	HONDA	1'41.376	8	13	1.255 0.068	220.1
20	7 Filippo FARIOLI	ITA	SIC58 Squadra Corse	HONDA	1'41.397	12	13	1.276 0.021	218.6
21	12 Jacob ROULSTONE	AUS	Red Bull GASGAS Tech3	GASGAS	1'41.413	11	15	1.292 0.016	221.6
22	58 Luca LUNETTA	ITA	SIC58 Squadra Corse	HONDA	1'41.475	12	13	1.354 0.062	224.5
23	18 Matteo BERTELLE	ITA	Kopron Rivacold Snipers Team	HONDA	1'41.665	11	12	1.544 0.190	220.6
24	55 Noah DETTWILER	SWI	CIP Green Power	KTM	1'42.118	12	12	1.997 0.453	222.5
25	5 Tatchakorn BUASRI	THA	Honda Team Asia	HONDA	1'42.862	14	14	2.741 0.744	221.1
26	70 Joshua WHATLEY	GBR	MLav Racing	HONDA	1'43.039	4	9	2.918 0.177	216.3

Practice condition: Dry

Air: 15°

Humidity: 69%

Ground: 14°

Fastest Lap:	Lap: 13	David ALONSO	1'40.121	150.4 Km/h
Best Race Lap:	2023	Ayumu SASAKI	1'41.476	148.4 Km/h
All Time Lap Record:	2024	David ALONSO	1'40.121	150.4 Km/h

The results are provisional until the end of the limit for protest and appeals.

Time limit for protest expires 60' after publication of the results - Time:

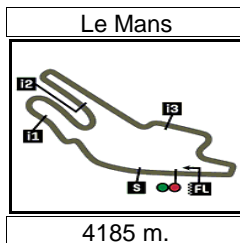
These data/results cannot be reproduced, stored and/or transmitted in whole or in part by any manner of electronic, mechanical, photocopying, recording, broadcasting or otherwise now known or herein after developed without the previous express consent by the copyright owner, except for reproduction in daily press and regular printed publications on sale to the public within 60 days of the event related to those data/results and always provided that copyright symbol appears together as follows below.

© DORNA, 2024

Official MotoGP Timing by TISSOT
www.motogp.com

Le Mans, Saturday, May 11, 2024





Results and timing service provided by TISSOT

Moto3™

MICHELIN® GRAND PRIX DE FRANCE

Practice Nr. 2

Combined Practice Times

11

	Rider	Nation	Team	MOTORCYCLE	P1	P2	Gap
1	80 D.ALONSO	COL	CFMOTO Gaviota Aspar Team	CFMOTO	1'40.470 16	1'40.121 13	
2	95 C.VEIJER	NED	Liqui Moly Husqvarna Intact GP	HUSQVARNA	1'41.215 14	1'40.523 14	0.402 0.402
3	6 R.YAMANAKA	JPN	MT Helmets - MSI	KTM	1'41.521 14	1'40.597 11	0.476 0.074
4	36 A.PIQUERAS	SPA	Leopard Racing	HONDA	1'41.339 14	1'40.620 12	0.499 0.023
5	78 J.ESTEBAN	SPA	CFMOTO Gaviota Aspar Team	CFMOTO	1'40.950 14	1'40.875 12	0.754 0.255
6	66 J.KELSO	AUS	BOE Motorsports	KTM	1'41.356 7	1'40.892 12	0.771 0.017
7	99 J.RUEDA	SPA	Red Bull KTM Ajo	KTM	1'41.201 13	1'40.935 14	0.814 0.043
8	54 R.ROSSI	ITA	CIP Green Power	KTM	1'41.303 14	1'40.954 12	0.833 0.019
9	85 X.ZURUTUZA	SPA	Red Bull KTM Ajo	KTM	1'41.728 15	1'41.024 12	0.903 0.070
10	96 D.HOLGADO	SPA	Red Bull GASGAS Tech3	GASGAS	1'41.056 13	1'41.171 9	0.935 0.032
11	48 I.ORTOLA	SPA	MT Helmets - MSI	KTM	1'41.629 14	1'41.095 11	0.974 0.039
12	31 A.FERNANDEZ	SPA	Leopard Racing	HONDA	1'41.667 13	1'41.123 13	1.002 0.028
13	72 T.FURUSATO	JPN	Honda Team Asia	HONDA	1'41.634 14	1'41.158 13	1.037 0.035
14	64 D.MUÑOZ	SPA	BOE Motorsports	KTM	1'41.626 8	1'41.174 7	1.053 0.016
15	22 D.ALMANSA	SPA	Kopron Rivacold Snipers Team	HONDA	1'42.879 5	1'41.239 13	1.118 0.065
16	82 S.NEPA	ITA	LEVELUP - MTA	KTM	1'41.786 11	1'41.245 10	1.124 0.006
17	10 N.CARRARO	ITA	LEVELUP - MTA	KTM	1'41.756 15	1'41.250 12	1.129 0.005
18	24 T.SUZUKI	JPN	Liqui Moly Husqvarna Intact GP	HUSQVARNA	1'41.310 18	1'41.308 12	1.187 0.058
19	19 S.OGDEN	GBR	MLav Racing	HONDA	1'42.156 9	1'41.376 8	1.255 0.068
20	7 F.FARIOLI	ITA	SIC58 Squadra Corse	HONDA	1'42.010 4	1'41.397 12	1.276 0.021
21	12 J.ROULSTONE	AUS	Red Bull GASGAS Tech3	GASGAS	1'41.453 15	1'41.413 11	1.292 0.016
22	58 L.LUNETTA	ITA	SIC58 Squadra Corse	HONDA	1'42.672 3	1'41.475 12	1.354 0.062
23	18 M.BERTELLE	ITA	Kopron Rivacold Snipers Team	HONDA	1'41.860 13	1'41.665 11	1.544 0.190
24	55 N.DETTWILER	SWI	CIP Green Power	KTM	1'41.884 14	1'42.118 12	1.763 0.219
25	5 T.BUASRI	THA	Honda Team Asia	HONDA	1'43.571 9	1'42.862 14	2.741 0.978
26	70 J.WHATLEY	GBR	MLav Racing	HONDA	1'43.328 5	1'43.039 4	2.918 0.177

Pole Position Record:	2020	Jaume MASIA	1'41.399	148.5 Km/h
Best Race Lap:	2023	Ayumu SASAKI	1'41.476	148.4 Km/h
All Time Lap Record:	2024	David ALONSO	1'40.121	150.4 Km/h

The results are provisional until the end of the limit for protest and appeals.

Time limit for protest expires 60' after publication of the results - Time:

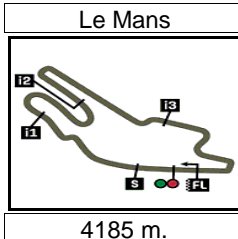
These data/results cannot be reproduced, stored and/or transmitted in whole or in part by any manner of electronic, mechanical, photocopying, recording, broadcasting or otherwise now known or herein after developed without the previous express consent by the copyright owner, except for reproduction in daily press and regular printed publications on sale to the public within 60 days of the event related to those data/results and always provided that copyright symbol appears together as follows below.

© DORNA, 2024

Official MotoGP Timing by TISSOT
www.motogp.com

Le Mans, Saturday, May 11, 2024





4185 m.

MICHELIN® GRAND PRIX DE FRANCE

Practice Nr. 2

Top Speed & Average

12



Rider	Nation	Motorcycle	Top 5 speeds					Average	Top
6 Ryusei YAMANAKA	JPN	KTM	227.1	225.6	224.5	224.0	222.0	224.6	227.1
22 David ALMANSA	SPA	HONDA	226.1	223.0	220.6	220.1	219.1	221.3	226.1
24 Tatsuki SUZUKI	JPN	HUSQVARNA	225.1	222.5	222.0	221.6	221.6	222.6	225.1
48 Ivan ORTOLA	SPA	KTM	225.1	224.5	223.5	222.5	221.6	223.4	225.1
58 Luca LUNETTA	ITA	HONDA	224.5	224.0	223.0	222.5	220.6	222.9	224.5
64 David MUÑOZ	SPA	KTM	224.5	223.5	223.0	222.5	222.5	223.1	224.5
85 Xabi ZURUTUZA	SPA	KTM	224.5	223.5	222.5	222.0	222.0	222.9	224.5
99 Jose Antonio RUEDA	SPA	KTM	224.5	222.5	221.6	221.6	221.6	222.4	224.5
54 Riccardo ROSSI	ITA	KTM	224.0	223.5	222.5	222.0	221.6	222.7	224.0
78 Joel ESTEBAN	SPA	CFMOTO	224.0	223.5	223.0	222.5	222.5	223.1	224.0
82 Stefano NEPA	ITA	KTM	223.5	223.5	223.0	222.5	222.5	223.0	223.5
10 Nicola CARRARO	ITA	KTM	223.0	222.5	222.5	222.0	221.6	222.2	223.0
72 Taiyo FURUSATO	JPN	HONDA	223.0	221.6	221.1	221.1	220.1	221.4	223.0
36 Angel PIQUERAS	SPA	HONDA	222.5	222.5	220.6	220.6	220.6	221.1	222.5
55 Noah DETTWILER	SWI	KTM	222.5	221.6	220.6	219.6	219.1	220.4	222.5
80 David ALONSO	COL	CFMOTO	222.0	221.6	220.6	219.6	219.6	220.7	222.0
12 Jacob ROULSTONE	AUS	GASGAS	221.6	220.6	219.1	219.1	218.6	219.6	221.6
5 Tatchakorn BUASRI	THA	HONDA	221.1	219.1	218.6	218.2	217.7	218.9	221.1
31 Adrian FERNANDEZ	SPA	HONDA	221.1	221.1	220.6	220.1	220.1	220.6	221.1
18 Matteo BERTELLE	ITA	HONDA	220.6	219.1	219.1	219.1	217.2	218.7	220.6
19 Scott OGDEN	GBR	HONDA	220.1	216.3	215.8	215.8	215.8	216.8	220.1
95 Collin VEIJER	NED	HUSQVARNA	220.1	219.6	219.6	219.1	219.1	219.4	220.1
96 Daniel HOLGADO	SPA	GASGAS	220.1	219.6	219.1	218.6	218.2	219.0	220.1
66 Joel KELSO	AUS	KTM	219.6	219.6	219.6	218.6	218.6	219.2	219.6
7 Filippo FARIOLI	ITA	HONDA	218.6	218.2	216.7	216.3	216.3	217.1	218.6
70 Joshua WHATLEY	GBR	HONDA	216.3	215.3	215.3	214.9	214.4	215.1	216.3

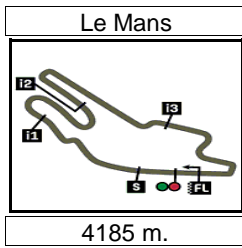
These data/results cannot be reproduced, stored and/or transmitted in whole or in part by any manner of electronic, mechanical, photocopying, recording, broadcasting or otherwise now known or herein after developed without the previous express consent by the copyright owner, except for reproduction in daily press and regular printed publications on sale to the public within 60 days of the event related to those data/results and always provided that copyright symbol appears together as follows below.

© DORNA, 2024

Official MotoGP Timing by TISSOT
www.motogp.com



Le Mans, Saturday, May 11, 2024



MICHELIN® GRAND PRIX DE FRANCE

Practice Nr. 2

Chronological Analysis of Performances

13

* Lap / Sector time cancelled T1 Time from finish line to 1st intermediate T3 Time from 2nd intermed. to 3rd intermed.
P Crossing the finish line in pit lane T2 Time from 1st intermed. to 2nd intermed. T4 Time from 3rd intermediate to finish line

Lap	Lap Time	T1	T2	T3	T4	Speed	Lap	Lap Time	T1	T2	T3	T4	Speed				
1st 80 David ALONSO CFMOTO Gaviota As COL Runs=2 Total laps=15 Full laps=12 Valid laps=12							9	1'27.865	15.481	23.046	29.159	26.955					
1	1'54.754	14.908	23.714	29.626	27.045		10	1'42.047	24.199	22.370	29.255	26.223	227.1				
2	1'43.283	24.682	22.859	29.131	26.611	217.7	11	1'40.597	24.168	22.108	28.401	25.920	224.0				
3	1'42.594	24.544	22.688	29.009	26.353	218.6	12	1'45.842 *	25.22*	25.736	28.677	26.202	225.6				
4	1'41.957	24.348	22.511	28.779	26.319	219.1	4th 36 Angel PIQUERAS Leopard Racing SPA Runs=2 Total laps=13 Full laps=10 Valid laps=10										
5	1'41.910	24.341	22.535	28.740	26.294	219.1	1	2'12.996	15.986	23.900	29.703	26.890					
6	1'41.921	24.401	22.527	28.719	26.274	219.1	2	1'43.173	24.762	22.909	29.061	26.441	219.6				
7	1'41.577	24.307	22.500	28.607	26.163	219.1	3	1'42.398	24.445	22.701	28.794	26.458	220.6				
8	1'41.359	24.299	22.441	28.562	26.057	219.1	4	1'41.967	24.307	22.539	28.855	26.266	220.6				
9	1'41.482	24.277	22.534	28.571	26.100	219.6	5	1'42.223	24.259	22.707	28.926	26.331	220.6				
10	1'41.480	24.353	22.421	28.623	26.083	218.6	6	1'42.091	24.206	22.498	28.811	26.576	219.6				
11	1'44.954 P	24.222	22.492	28.644	29.596	219.6	7	1'43.579	24.528	22.708	29.089	27.254	220.1				
12	6'27.015 *	15.767	23.150	28.954*	26.911		8	1'41.724	24.263	22.425	28.770	26.266	220.6				
13	1'40.121	23.959	22.140	28.326	25.696	221.6	9	1'48.877 P	25.76*	23.842	29.895	29.374	218.6				
14	1'40.165	23.959	22.111	28.318	25.777	222.0	10	9'30.170 *	15.220	23.191	29.008*	26.637					
15	1'48.129	26.253	27.083	28.766	26.027	220.6	11	1'41.121	24.098	22.483	28.597	25.943	220.6				
2nd 95 Collin VEIJER Liqui Moly Husqvarna NED Runs=2 Total laps=15 Full laps=12 Valid laps=12							12	1'40.620	24.100	22.169	28.477	25.874	222.5				
1	2'45.786	15.433	23.702	29.796	26.860		13	1'43.576	23.932	22.165	28.549	28.930	222.5				
2	1'43.762	24.864	22.918	29.256	26.724	218.2	5th 78 Joel ESTEBAN CFMOTO Gaviota As SPA Runs=2 Total laps=13 Full laps=10 Valid laps=6										
3	1'43.099	24.743	22.733	29.091	26.532	219.1	1	2'07.496 *	15.386	23.539	29.523*	27.234					
4	1'42.609	24.550	22.555	29.126	26.378	218.6	2	1'43.790 *	24.759	22.860	29.093*	27.078	220.1				
5	1'42.068	24.414	22.506	28.782	26.366	219.1	3	1'42.984	24.482	22.846	29.086	26.570	223.5				
6	1'41.765	24.374	22.359	28.770	26.262	218.2	4	1'42.422	24.407	22.642	28.858	26.515	222.5				
7	1'41.673	24.305	22.335	28.865	26.168	218.6	5	1'42.292	24.324	22.535	28.806	26.627	221.6				
8	1'41.261	24.362	22.276	28.627	25.996	219.6	6	1'42.857 *	24.443	22.859	28.802*	26.753	222.5				
9	1'41.221	24.202	22.227	28.726	26.066	219.1	7	1'41.907	24.294	22.472	28.755	26.386	221.1				
10	1'47.978 P	24.505	23.487	30.686	29.300	218.6	8	1'42.156 *	24.323	22.554	28.624*	26.655	223.0				
11	6'44.688	15.323	23.183	29.075	26.339		9	1'48.097 P	25.00*	23.704	29.228	30.163	221.6				
12	1'41.099	24.224	22.155	28.603	26.117	218.2	10	9'28.745 *	15.448	22.895	28.607*	26.678					
13	1'40.742	24.081	22.150	28.571	25.940	219.1	11	1'41.601	24.244	22.462	28.676	26.219	221.1				
14	1'40.523	24.112	22.091	28.474	25.846	219.6	12	1'40.875	24.217	22.178	28.399	26.081	220.1				
15	1'41.396	24.131	22.306	28.690	26.269	220.1	13	1'48.601 *	24.120	24.289	33.608*	26.584	224.0				
3rd 6 Ryusei YAMANAKA MT Helmets - MSI JPN Runs=2 Total laps=12 Full laps=9 Valid laps=7							6th 66 Joel KELSO BOE Motorsports AUS Runs=2 Total laps=14 Full laps=11 Valid laps=9										
1	1'57.744	15.183	24.965	29.269	27.137		1	2'53.316	18.604	24.040	30.148	27.089					
2	1'43.202 *	24.69*	22.621	28.999	26.883	222.0	2	1'43.873	25.046	22.985	29.235	26.607	217.7				
3	1'42.769	24.470	22.672	28.869	26.758	220.6	3	1'42.212	24.495	22.518	28.879	26.320	218.6				
4	1'41.840	24.504	22.475	28.565	26.296	224.5	4	1'41.968	24.425	22.423	28.895	26.225	218.6				
5	1'41.308	24.314	22.240	28.540	26.214	221.6	5	1'41.538	24.355	22.338	28.651	26.194	218.2				
6	1'43.899	24.488	22.399	30.469	26.543	221.1	6	1'42.736 *	24.12*	23.085	29.077	26.448	217.7				
7	1'41.746	24.367	22.446	28.656	26.277	219.6	7	1'41.471	24.405	22.266	28.633	26.167	217.7				
8	1'44.301 P	24.272	22.464	28.554	29.011	220.6											

Fastest Lap: David ALONSO CFMOTO Gaviota As COL **1'40.121** 23.959 22.140 28.326 25.696

These data/results cannot be reproduced, stored and/or transmitted in whole or in part by any manner of electronic, mechanical, photocopying, recording, broadcasting or otherwise now known or herein after developed without the previous express consent by the copyright owner, except for reproduction in daily press and regular printed publications on sale to the public within 60 days of the event related to those data/results and always provided that copyright symbol appears together as follows below.
© DORNA, 2024



Practice Nr. 2

Moto3

Lap	Lap Time	T1	T2	T3	T4	Speed	Lap	Lap Time	T1	T2	T3	T4	Speed								
8	1'41.510	24.364	22.276	28.673	26.197	217.7	10th 48	Ivan ORTOLA	MT Helmets - MSI	SPA	Runs=2	Total laps=12	Full laps=9	Valid laps=9							
9	1'41.681	24.434	22.340	28.692	26.215	218.2									1	1'57.409	15.137	23.440	29.359	27.244	
10	1'49.541 P	24.85*	23.595	30.120	30.974	215.8									2	1'42.815	24.731	22.553	28.989	26.542	220.1
11	7'56.409	18.179	23.712	37.845	29.399										3	1'41.953	24.488	22.579	28.660	26.226	223.5
12	1'40.892	24.281	22.167	28.528	25.916	219.6									4	1'41.897	24.410	22.554	28.737	26.196	222.5
13	1'46.870 *	26.92*	23.290	29.722	26.938	219.6									5	1'41.741	24.446	22.319	28.668	26.308	218.6
14	1'41.068	24.278	22.148	28.642	26.000	219.6									6	1'41.455	24.308	22.287	28.731	26.129	220.1
7th 99	Jose Antonio RUED	Red Bull KTM Ajo				SPA									7	1'41.240	24.328	22.317	28.531	26.064	218.6
	Runs=2	Total laps=14	Full laps=11	Valid laps=11		8									1'46.208 P	24.263	23.289	28.967	29.689	221.6	
1	2'08.630	15.658	23.517	29.872	27.089										9	11'31.403 *	14.971	22.748	28.586*	26.468	
2	1'42.716	24.522	22.754	29.045	26.395	221.6									10	1'41.515	24.361	22.334	28.699	26.121	224.5
3	1'42.622	24.469	22.910	28.839	26.404	224.5									11	1'41.095	24.337	22.226	28.455	26.077	225.1
4	1'42.084	24.345	22.597	28.921	26.221	221.1									12	1'41.460	24.319	22.328	28.517	26.296	221.1
5	1'41.960	24.187	22.505	28.887	26.381	221.6									11th 31	Adrian FERNANDEZ	Leopard Racing				SPA
6	1'41.858	24.175	22.598	28.879	26.206	222.5		Runs=2	Total laps=14	Full laps=11	Valid laps=11										
7	1'42.145	24.328	22.663	28.931	26.223	219.1	1	2'10.113	15.409	24.141	35.334	29.368									
8	1'46.700 P	24.332	22.569	29.365*	30.434	218.6	2	1'42.977	24.895	22.654	29.021	26.407	220.6								
9	8'15.713	15.237	22.735	28.792	27.683		3	1'42.343	24.571	22.526	28.937	26.309	220.1								
10	1'40.995	24.091	22.350	28.578	25.976	221.6	4	1'41.955	24.377	22.450	28.912	26.216	221.1								
11	1'41.256	24.220	22.331	28.662	26.043	217.7	5	1'41.709	24.384	22.381	28.708	26.236	218.2								
12	1'42.265	24.124	22.363	28.694	27.084	219.6	6	1'41.715	24.401	22.478	28.670	26.166	221.1								
13	1'41.095	24.159	22.326	28.673	25.937	221.1	7	1'42.668	24.371	22.481	28.728	27.088	217.7								
14	1'40.935	24.048	22.346	28.642	25.899	220.1	8	1'41.269	24.366	22.276	28.616	26.011	217.7								
8th 54	Riccardo ROSSI	CIP Green Power				ITA	9	1'48.185 P	25.028	23.546	29.134	30.477	220.1								
	Runs=2	Total laps=12	Full laps=9	Valid laps=8		10	8'34.291	17.604	32.392	34.254	26.737										
1	2'09.601	15.809	23.855	30.081	27.971		11	1'46.368	24.649	22.327	28.612	30.780	218.2								
2	1'43.781	24.845	22.917	29.283	26.736	220.6	12	1'45.680	24.311	22.328	28.848	30.193	219.6								
3	1'42.497	24.596	22.717	28.894	26.290	223.5	13	1'41.123	24.194	22.175	28.607	26.147	219.6								
4	1'42.067	24.410	22.578	28.874	26.205	222.0	14	1'41.688	24.335	22.403	28.715	26.235	218.6								
5	1'42.042	24.305	22.486	28.951	26.300	224.0	12th 72	Taiyo FURUSATO	Honda Team Asia				JPN								
6	1'45.747 *	24.40*	22.971	29.146	29.224	221.6		Runs=2	Total laps=13	Full laps=10	Valid laps=7										
7	1'42.162	24.392	22.635	28.799	26.336	220.6	1	2'02.965	15.871	23.515	30.082	27.102									
8	1'50.383 P	24.536	22.543	29.399	33.905	218.6	2	1'43.529	24.750	22.897	29.141	26.741	219.1								
9	11'07.646	23.617	26.734				3	1'43.130	24.767	22.810	29.029	26.524	221.1								
10	1'41.527	24.491	22.326	28.678	26.032	221.1	4	1'45.662 *	26.67*	23.193	29.022	26.776	216.3								
11	1'41.563	24.433	22.294	28.654	26.182	220.6	5	1'42.653 *	24.602	22.678	28.957	26.416*	218.6								
12	1'40.954	24.088	22.406	28.470	25.990	222.5	6	1'42.676 *	24.889	22.653	28.627*	26.507	219.1								
9th 85	Xabi ZURUTUZA	Red Bull KTM Ajo				SPA	7	1'42.008	24.484	22.480	28.715	26.329	220.1								
	Runs=2	Total laps=14	Full laps=11	Valid laps=7		8	1'41.983	24.382	22.484	28.789	26.328	219.6									
1	2'08.916	15.410	23.680	29.682	27.191		9	1'49.583 P	25.52*	23.180	29.471*	31.412	218.6								
2	1'43.635	24.751	22.928	29.308	26.648	223.5	10	9'30.792 *	14.725	23.002	28.929*	26.790									
3	1'42.396 *	23.72*	22.927	29.014	26.731	221.6	11	1'41.237	24.354	22.374	28.532	25.977	221.6								
4	1'42.779	24.442	22.699	29.037	26.601	220.6	12	1'42.972	24.269	22.432	30.057	26.214	221.1								
5	1'42.368	24.280	22.646	28.921	26.521	222.0	13	1'41.158	24.100	22.375	28.620	26.063	223.0								
6	1'42.374	24.267	22.770	28.885	26.452	224.5	13th 96	Daniel HOLGADO	Red Bull GASGAS Te				SPA								
7	1'42.147 *	24.04*	22.868	28.612*	26.620	220.1		Runs=2	Total laps=15	Full laps=12	Valid laps=10										
8	1'45.752 P	24.369	22.730	28.870*	29.783	219.6	1	2'25.235	15.876	24.258	29.982	27.696									
9	8'13.176	15.170	22.656	28.808	26.532		2	1'44.499	25.187	23.015	29.350	26.947	215.8								
10	1'41.822	24.377	22.560	28.777	26.108	219.6	3	1'43.448	24.860	22.826	29.164	26.598	216.7								
11	1'41.692 *	24.42*	22.559	28.555	26.156	222.5	4	1'42.929	24.722	22.694	29.056	26.457	216.7								
12	1'41.024	23.983	22.412	28.515	26.114	222.0	5	1'42.515	24.657	22.615	28.890	26.353	217.2								
13	1'42.602 *	25.27*	22.666	28.331*	26.335	220.1	6	1'50.436 P	25.57*	24.245	29.652	30.962	218.2								
14	1'41.306	24.120	22.441	28.623	26.122	221.6															

Fastest Lap: David ALONSO CFMOTO Gaviota As COL **1'40.121** 23.959 22.140 28.326 25.696

These data/results cannot be reproduced, stored and/or transmitted in whole or in part by any manner of electronic, mechanical, photocopying, recording, broadcasting or otherwise now known or herein after developed without the previous express consent by the copyright owner, except for reproduction in daily press and regular printed publications on sale to the public within 60 days of the event related to those data/results and always provided that copyright symbol appears together as follows below.
© DORNA, 2024

Practice Nr. 2

Moto3

Lap	Lap Time	T1	T2	T3	T4	Speed	Lap	Lap Time	T1	T2	T3	T4	Speed
7	6'27.883	18.607	23.822	29.430	27.660		12	1'41.570	24.405	22.403	28.592	26.170	223.5
8	1'41.752	24.437	22.453	28.749	26.113	217.2	17th 10 Nicola CARRARO LEVELUP - MTA ITA						
9	1'41.171	24.224	22.375	28.590	25.982	219.1	Runs=2 Total laps=14 Full laps=10 Valid laps=8						
10	1'41.571	24.314	22.399	28.682	26.176	217.7	1	2'04.889	15.883	23.934	29.921	27.065	
11	1'41.585	24.361	22.347	28.767	26.110	217.7	2	1'43.776 *	24.664	22.995	29.147*	26.970	222.0
12	1'50.059 *	25.91*	24.329*	31.038*	28.782*	218.2	3	1'43.114	24.690	22.927	28.946	26.551	221.1
13	1'44.939 *	24.603	24.790	29.325*	26.221	218.6	4	1'43.019	24.404	22.915	29.108	26.592	221.6
14	1'43.964	24.363	22.518	30.539	26.544	220.1	5	1'47.304	24.923	24.681	30.904	26.796	221.6
15	1'41.390	24.287	22.423	28.564	26.116	219.6	6	1'42.598 *	24.479	22.686	28.813	26.620*	222.5
14th 64 David MUÑOZ BOE Motorsports SPA							7	1'59.463	24.457	38.873	29.467	26.666	219.1
Runs=3 Total laps=14 Full laps=8 Valid laps=8							8	1'42.672	24.600	22.743	28.856	26.473	220.1
1	1'56.461	15.023	23.277	29.431	26.878		9	1'47.208 P	24.604	22.808	29.312	30.484	220.6
2	1'43.406	24.834	22.983	29.039	26.550	223.0	10	6'28.686	16.788	23.643	31.152	26.364	
3	1'42.408	24.558	22.689	28.745	26.416	219.6	11	1'41.699	24.252	22.670	28.626	26.151	223.0
4	1'41.922	24.446	22.542	28.781	26.153	224.5	12	1'41.250	24.200	22.465	28.589	25.996	222.5
5	1'41.730	24.442	22.428	28.544	26.316	222.5	13	1'41.312	24.331	22.343	28.617	26.021	221.1
6	1'41.512	24.355	22.308	28.675	26.174	222.5	14	1'48.502 P	24.395	24.340	29.552	30.215	220.6
7	1'41.174	24.277	22.337	28.569	25.991	222.5	18th 24 Tatsuki SUZUKI Liqui Moly Husqvarna JPN						
8	1'41.509	24.248	22.531	28.662	26.068	223.5	Runs=2 Total laps=13 Full laps=10 Valid laps=8						
9	1'41.389	24.297	22.454	28.576	26.062	219.1	1	2'26.709	15.476	23.901	30.152	28.035	
10	1'50.971 P	26.95*	24.058	30.151	29.808	212.6	2	1'43.334	24.596	22.676	29.365	26.697	221.1
11	7'04.275 *	17.127	26.377	30.348*	26.462*		3	1'45.459 *	26.65*	23.441	28.832*	26.536	207.7
12	1'48.215 P	24.345	22.352	28.585	32.933	221.6	4	1'42.083	24.495	22.516	28.873	26.199	221.1
13	2'29.960	22.555	25.651	32.844	27.492		5	1'41.716	24.352	22.469	28.766	26.129	221.6
14	1'48.623 P	24.194	23.280	29.465	31.684	221.1	6	1'47.025 *	24.857	23.116*		222.5	
15th 22 David ALMANSA Kopron Rivacold Snip SPA							7	1'42.355	24.471	22.580	28.999	26.305	220.1
Runs=3 Total laps=13 Full laps=8 Valid laps=8							8	1'50.394 P	24.11*	23.434	30.137	32.708	220.1
1	2'25.399	16.917	24.062	30.033	27.731		9	9'46.786 *	16.957	27.906	28.899*	26.469*	
2	1'44.357	25.107	23.029	29.361	26.860	218.2	10	1'41.509	24.274	22.331	28.702	26.202	222.0
3	1'44.450	24.992	23.725	29.259	26.474	213.0	11	1'51.546	24.737	25.807	34.657	26.345	221.6
4	1'42.206	24.396	22.520	29.053	26.237	219.1	12	1'41.308	24.125	22.269	28.788	26.126	225.1
5	1'42.291	24.447	22.763	28.875	26.206	219.1	13	1'41.977	24.370	22.738	28.830	26.039	220.1
6	1'50.203 P	24.807	24.385	29.417	31.594	220.6	19th 19 Scott OGDEN MLav Racing GBR						
7	6'06.702	19.352	23.133	29.483	27.486		Runs=2 Total laps=13 Full laps=10 Valid laps=10						
8	1'48.407	24.528	24.518	32.690	26.671	218.2	1	1'55.328	15.118	23.526	29.513	26.991	
9	1'44.501 P	24.423	22.652	29.032	28.394	217.2	2	1'43.459	25.036	22.811	29.111	26.501	215.8
10	4'36.938	21.595	26.297	33.067	34.793		3	1'43.025	24.836	22.823	29.074	26.292	214.9
11	1'42.306	24.551	22.555	28.764	26.436	220.1	4	1'42.999	24.675	22.565	29.463	26.296	215.8
12	1'41.804	24.297	22.523	28.817	26.167	226.1	5	1'42.196	24.531	22.473	28.931	26.261	215.3
13	1'41.239	24.066	22.362	28.784	26.027	223.0	6	1'42.017	24.464	22.389	28.952	26.212	220.1
16th 82 Stefano NEPA LEVELUP - MTA ITA							7	1'41.629	24.548	22.252	28.751	26.078	214.9
Runs=3 Total laps=12 Full laps=7 Valid laps=7							8	1'41.376	24.330	22.236	28.679	26.131	216.3
1	1'56.829	15.747	23.931	29.829	27.069		9	1'49.090 P	24.480	23.373	29.930	31.307	215.8
2	1'44.366	24.988	22.770	29.408	27.200	221.1	10	9'19.460 *	15.375	23.135	28.852*	26.772	
3	1'42.905	24.723	22.617	29.034	26.531	222.5	11	1'42.050	24.585	22.522	28.929	26.014	213.0
4	1'44.132 P	24.565	22.557	28.904	28.106	222.5	12	1'41.751	24.330	22.471	28.771	26.179	214.9
5	4'14.252	16.985	23.086	29.350	26.510		13	1'41.514	24.321	22.393	28.737	26.063	214.4
6	1'42.453	24.537	22.516	29.034	26.366	217.7	20th 7 Filippo FARIOLI SIC58 Squadra Corse ITA						
7	1'42.115	24.390	22.537	28.874	26.314	218.2	Runs=2 Total laps=13 Full laps=10 Valid laps=9						
8	1'43.565 P	24.402	22.482	28.913	27.768	218.6	1	2'02.504	15.307	23.153	29.654	26.975	
9	8'53.900	16.215	22.960	29.145	27.595		2	1'43.753	24.892	22.872	29.326	26.663	216.3
10	1'41.245	24.251	22.423	28.597	25.974	223.0	3	1'44.636 *	25.96*	22.999	29.059	26.613	216.7
11	1'44.218	24.206	22.353	28.581	29.078	223.5							

Fastest Lap: David ALONSO CFMOTO Gaviota As COL **1'40.121** 23.959 22.140 28.326 25.696

These data/results cannot be reproduced, stored and/or transmitted in whole or in part by any manner of electronic, mechanical, photocopying, recording, broadcasting or otherwise now known or herein after developed without the previous express consent by the copyright owner, except for reproduction in daily press and regular printed publications on sale to the public within 60 days of the event related to those data/results and always provided that copyright symbol appears together as follows below.
© DORNA, 2024

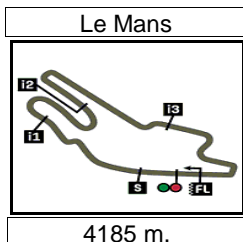
Practice Nr. 2

Moto3

Lap	Lap Time	T1	T2	T3	T4	Speed	Lap	Lap Time	T1	T2	T3	T4	Speed	
4	1'43.635	25.052	22.834	29.129	26.620	216.3	10	1'43.452	24.737	23.564	29.064	26.087	215.3	
5	1'43.226	24.856	22.779	29.076	26.515	215.8	11	1'41.665	24.460	22.354	28.731	26.120	219.1	
6	1'42.531	24.953	22.455	28.795	26.328	215.8	12	1'44.314 *	24.71 *	23.722	29.642	26.239	219.1	
7	1'42.073	24.487	22.425	28.854	26.307	218.2	24th 55 Noah DETTWILER CIP Green Power SWI Runs=2 Total laps=12 Full laps=9 Valid laps=6							
8	1'42.133	24.504	22.444	28.819	26.366	218.6	1	2'09.804	15.715	23.778	30.135	27.927		
9	1'51.433 P	27.23 *	23.767	29.839 *	30.590	215.3	2	1'44.041	24.753	23.031	29.490	26.767	222.5	
10	9'13.761	20.864	25.691	29.141	26.689		3	1'43.136 *	24.560	22.851	29.045	26.680 *	221.6	
11	1'42.010	24.763	22.427	28.730	26.090	214.9	4	1'43.046	24.444	22.749	29.103	26.750	219.1	
12	1'41.397	24.413	22.259	28.656	26.069	215.8	5	1'43.436 *	24.672	22.966	29.095	26.703 *	217.2	
13	1'41.523	24.482	22.423	28.628	25.990	216.3	6	1'47.266 *	24.446	22.664	30.033 *	30.123	219.6	
21st 12 Jacob ROULSTONE Red Bull GASGAS Te AUS Runs=2 Total laps=15 Full laps=12 Valid laps=11							7	1'43.419	24.725	22.829	29.147	26.718	218.2	
1	1'56.248 *	15.277	23.492	29.340 *	27.375		8	1'45.568 P	24.574	22.848	29.162	28.984	219.1	
2	1'43.819	25.051	22.917	29.222	26.629	216.7	9	10'58.651	18.386	25.097	33.679	28.880		
3	1'43.512	24.868	22.815	29.024	26.805	221.6	10	1'51.671	24.780	22.674	37.570	26.647	214.4	
4	1'42.736	24.778	22.629	28.815	26.514	216.7	11	1'42.206	24.587	22.519	28.759	26.341	218.6	
5	1'42.650	24.520	22.592	28.908	26.630	218.6	12	1'42.118	24.369	22.545	28.878	26.326	220.6	
6	1'47.561 P	24.605	23.243	29.544 *	30.169	217.7	25th 5 Tatchakorn BUASRI Honda Team Asia THA Runs=2 Total laps=14 Full laps=11 Valid laps=10							
7	6'59.171	18.040	24.209	29.280	27.195		1	2'05.379	16.118	24.193	32.340	27.417		
8	1'42.537	24.564	22.652	29.014	26.307	216.7	2	1'44.480	24.889	23.122	29.421	27.048	219.1	
9	1'42.041	24.317	22.423	28.729	26.572	216.3	3	1'47.705	24.711	23.187	29.682	30.125	216.3	
10	1'41.663	24.281	22.437	28.750	26.195	218.2	4	1'43.465	24.688	22.934	29.275	26.568	216.3	
11	1'41.413	24.289	22.316	28.676	26.132	218.6	5	1'43.342	24.462	22.780	29.301	26.799	218.6	
12	1'48.601	24.324	22.468	29.128	32.681	219.1	6	1'45.478 *	24.631	22.928	29.502 *	28.417	216.3	
13	1'46.610	24.844	24.514	30.749	26.503	216.7	7	1'43.860	24.724	22.938	29.429	26.769	213.9	
14	1'43.763 *	24.226	22.378	29.008 *	28.151	219.1	8	1'44.472	24.712	22.906	29.768	27.086	213.0	
15	1'41.628	24.301	22.433	28.659	26.235	220.6	9	1'50.971 P	24.884	23.457	31.702	30.928	213.0	
22nd 58 Luca LUNETTA SIC58 Squadra Corse ITA Runs=2 Total laps=13 Full laps=10 Valid laps=9							10	8'18.292 *	18.111	31.884	30.759 *	29.851		
1	2'09.048 *	15.635	23.600	29.623 *	27.297		11	1'45.763	24.686	23.005	29.597	28.475	218.2	
2	1'42.899	24.333	22.724	29.192	26.650	224.5	12	1'43.225	24.639	22.903	29.018	26.665	217.7	
3	1'43.100	24.532	22.831	29.041	26.696	220.1	13	1'46.257	24.944	24.505	29.884	26.924	213.5	
4	1'43.128	24.498	22.876	29.195	26.559	223.0	14	1'42.862	24.437	22.778	29.119	26.528	221.1	
5	1'42.061	24.214	22.553	28.937	26.357	222.5	26th 70 Joshua WHATLEY MLav Racing GBR Runs=2 Total laps=9 Full laps=5 Valid laps=4							
6	1'42.776 *	24.307	22.898	28.762 *	26.809	224.0	1	2'27.096 *	20.714	26.917	34.686 *	27.378		
7	1'42.031	24.342	22.543	28.923	26.223	220.6	2	1'44.706	25.176	23.290	29.431	26.809	214.9	
8	1'41.926	24.316	22.496	28.837	26.277	220.1	3	1'44.090 *	24.917	23.750	28.914 *	26.509	215.3	
9	1'49.479 P	24.373	24.808	30.140	30.158	219.1	4	1'43.039	24.624	22.646	29.282	26.487	216.3	
10	9'17.689	22.555	25.441	31.562	27.084		5	1'56.846 P	24.71 *	24.701	34.022	33.413	214.4	
11	1'50.607	26.042	25.519	32.166	26.880	217.2	6	15'50.895 *	19.312	27.659	35.597 *	36.507		
12	1'41.475	24.207	22.379	28.890	25.999	220.1	7	1'44.782	24.896	23.011	30.437	26.438	215.3	
13	1'42.873	24.369	22.658	29.163	26.683	220.1	8	1'43.068	24.695	22.827	29.219	26.327	214.4	
23rd 18 Matteo BERTELLE Kopron Rivacold Snip ITA Runs=3 Total laps=12 Full laps=7 Valid laps=6							9	1'54.456 P	24.72 *	27.201	32.014 *	30.519	213.5	
1	2'25.339	17.111	24.603	30.250	28.022									
2	1'44.631	25.282	23.228	29.325	26.796	215.8								
3	1'43.543	24.887	22.963	29.107	26.586	220.6								
4	1'42.849	24.692	22.776	28.978	26.403	219.1								
5	1'46.508 P	24.750	22.746	28.969	30.043	217.2								
6	6'09.499	17.729	25.022	29.729	26.339									
7	1'42.211	24.627	22.511	28.767	26.306	217.2								
8	1'54.755 P	24.517	27.153	33.577	29.508	216.7								
9	6'12.599	19.788	28.088	30.265	35.467									

Fastest Lap: David ALONSO CFMOTO Gaviota As COL 1'40.121 23.959 22.140 28.326 25.696

These data/results cannot be reproduced, stored and/or transmitted in whole or in part by any manner of electronic, mechanical, photocopying, recording, broadcasting or otherwise now known or herein after developed without the previous express consent by the copyright owner, except for reproduction in daily press and regular printed publications on sale to the public within 60 days of the event related to those data/results and always provided that copyright symbol appears together as follows below.
© DORNA, 2024



Results and timing service provided by **TISSOT**

MICHELIN® GRAND PRIX DE FRANCE

Practice Nr. 2

Best Partial Times

Moto3™

IT Ideal Lap Time, sum of the best partial times

BT Best Lap Time

T1		T2		T3		T4				IT		BT	
Pos	Rider	Time	Rider	Time	Rider	Time	Rider	Time	Pos	Rider	IT	BT	
1A	PIQUERAS	23.932	C.VEIJER	22.091	D.ALONSO	28.318	D.ALONSO	25.696	1	D.ALONSO	1'40.084	1'40.121	(1)
2D	ALONSO	23.959	R.YAMANAKA	22.108	J.ESTEBAN	28.399	C.VEIJER	25.846	2	A.PIQUERAS	1'40.448	1'40.620	(4)
3X	ZURUTUZA	23.983	D.ALONSO	22.111	R.YAMANAKA	28.401	A.PIQUERAS	25.874	3	C.VEIJER	1'40.492	1'40.523	(2)
4J	RUEDA	24.048	J.KELSO	22.148	I.ORTOLA	28.455	J.RUEDA	25.899	4	R.YAMANAKA	1'40.597	1'40.597	(3)
5D	ALMANSA	24.066	A.PIQUERAS	22.165	R.ROSSI	28.470	J.KELSO	25.916	5	J.ESTEBAN	1'40.778	1'40.875	(5)
6C	VEIJER	24.081	A.FERNANDEZ	22.175	C.VEIJER	28.474	R.YAMANAKA	25.920	6	R.ROSSI	1'40.842	1'40.954	(8)
7R	ROSSI	24.088	J.ESTEBAN	22.178	A.PIQUERAS	28.477	S.NEPA	25.974	7	J.RUEDA	1'40.851	1'40.935	(7)
8T	FURUSATO	24.100	I.ORTOLA	22.226	X.ZURUTUZA	28.515	T.FURUSATO	25.977	8	J.KELSO	1'40.870	1'40.892	(6)
9J	ESTEBAN	24.120	S.OGDEN	22.236	J.KELSO	28.528	D.HOLGADO	25.982	9	T.FURUSATO	1'40.983	1'41.158	(12)
10T	SUZUKI	24.125	F.FARIOLI	22.259	T.FURUSATO	28.532	F.FARIOLI	25.990	10	A.FERNANDEZ	1'40.987	1'41.123	(11)
11R	YAMANAKA	24.168	T.SUZUKI	22.269	D.MUÑOZ	28.544	R.ROSSI	25.990	11	I.ORTOLA	1'41.008	1'41.095	(10)
12A	FERNANDEZ	24.194	R.ROSSI	22.294	D.HOLGADO	28.564	D.MUÑOZ	25.991	12	X.ZURUTUZA	1'41.018	1'41.024	(9)
13D	MUÑOZ	24.194	D.MUÑOZ	22.308	J.RUEDA	28.578	N.CARRARO	25.996	13	D.MUÑOZ	1'41.037	1'41.174	(14)
14N	CARRARO	24.200	J.ROULSTONE	22.316	S.NEPA	28.581	L.LUNETTA	25.999	14	S.NEPA	1'41.114	1'41.245	(16)
15S	NEPA	24.206	J.RUEDA	22.326	N.CARRARO	28.589	A.FERNANDEZ	26.011	15	D.HOLGADO	1'41.117	1'41.171	(13)
16L	LUNETTA	24.207	N.CARRARO	22.343	A.FERNANDEZ	28.607	S.OGDEN	26.014	16	N.CARRARO	1'41.128	1'41.250	(17)
17D	HOLGADO	24.224	D.HOLGADO	22.347	F.FARIOLI	28.628	D.ALMANSA	26.027	17	T.SUZUKI	1'41.135	1'41.308	(18)
18J	ROULSTONE	24.226	S.NEPA	22.353	J.ROULSTONE	28.659	T.SUZUKI	26.039	18	D.ALMANSA	1'41.219	1'41.239	(15)
19I	ORTOLA	24.263	M.BERTELLE	22.354	S.OGDEN	28.679	I.ORTOLA	26.064	19	S.OGDEN	1'41.250	1'41.376	(19)
20J	KELSO	24.278	D.ALMANSA	22.362	T.SUZUKI	28.702	J.ESTEBAN	26.081	20	F.FARIOLI	1'41.290	1'41.397	(20)
21S	OGDEN	24.321	T.FURUSATO	22.374	M.BERTELLE	28.731	M.BERTELLE	26.087	21	J.ROULSTONE	1'41.333	1'41.413	(21)
22N	DETTWILER	24.369	L.LUNETTA	22.379	N.DETTWILER	28.759	X.ZURUTUZA	26.108	22	L.LUNETTA	1'41.422	1'41.475	(22)
23F	FARIOLI	24.413	X.ZURUTUZA	22.412	D.ALMANSA	28.764	J.ROULSTONE	26.132	23	M.BERTELLE	1'41.632	1'41.665	(23)
24T	BUASRI	24.437	N.DETTWILER	22.519	L.LUNETTA	28.837	N.DETTWILER	26.326	24	N.DETTWILER	1'41.973	1'42.118	(24)

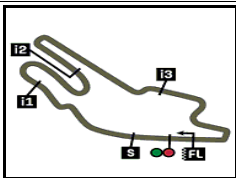
These data/results cannot be reproduced, stored and/or transmitted in whole or in part by any manner of electronic, mechanical, photocopying, recording, broadcasting or otherwise now known or herein after developed without the previous express consent by the copyright owner, except for reproduction in daily press and regular printed publications on sale to the public within 60 days of the event related to those data/results and always provided that copyright symbol appears together as follows below.
© DORNA, 2024

Official MotoGP Timing by **TISSOT**
www.motogp.com



Le Mans

Results and timing service provided by **TISSOT**



4185 m.

MICHELIN® GRAND PRIX DE FRANCE

Practice Nr. 2

Best Partial Times

Moto3™

IT Ideal Lap Time, sum of the best partial times

BT Best Lap Time

		<i>T1</i>		<i>T2</i>		<i>T3</i>		<i>T4</i>				
<i>Pos</i>	<i>Rider</i>	<i>Time</i>	<i>Rider</i>	<i>Time</i>	<i>Rider</i>	<i>Time</i>	<i>Rider</i>	<i>Time</i>	<i>Pos</i>	<i>Rider</i>	<i>IT</i>	<i>BT</i>
25	M.BERTELLE	24.460	J.WHATLEY	22.646	T.BUASRI	29.018	J.WHATLEY	26.327	25	T.BUASRI	1'42.761	1'42.862 (25)
26	J.WHATLEY	24.624	T.BUASRI	22.778	J.WHATLEY	29.219	T.BUASRI	26.528	26	J.WHATLEY	1'42.816	1'43.039 (26)


These data/results cannot be reproduced, stored and/or transmitted in whole or in part by any manner of electronic, mechanical, photocopying, recording, broadcasting or otherwise now known or herein after developed without the previous express consent by the copyright owner, except for reproduction in daily press and regular printed publications on sale to the public within 60 days of the event related to those data/results and always provided that copyright symbol appears together as follows below.

© DORNA, 2024

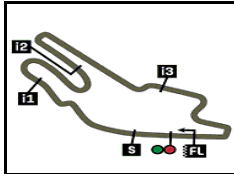
Official MotoGP Timing by **TISSOT**
www.motogp.com



Le Mans

Results and timing service provided by 

Moto3™




4185 m.

MICHELIN® GRAND PRIX DE FRANCE

Practice Nr. 2

Fastest Laps Sequence

<i>Practice Time</i>	 <i>Rider</i>	<i>Nation</i>	<i>Motorcycle</i>	<i>Time</i>	<i>Km/h</i>	<i>Rider's Lap</i>
3'38.037	80 David ALONSO	COL	CFMOTO	1'43.283	145.8	2
3'40.224	48 Ivan ORTOLA	SPA	KTM	1'42.815	146.5	2
3'51.346	99 Jose Antonio RUEDA	SPA	KTM	1'42.716	146.6	2
5'20.631	80 David ALONSO	COL	CFMOTO	1'42.594	146.8	3
5'22.177	48 Ivan ORTOLA	SPA	KTM	1'41.953	147.7	3
7'04.074	48 Ivan ORTOLA	SPA	KTM	1'41.897	147.8	4
7'05.555	6 Ryusei YAMANAKA	JPN	KTM	1'41.840	147.9	4
8'45.815	48 Ivan ORTOLA	SPA	KTM	1'41.741	148.0	5
8'45.927	64 David MUÑOZ	SPA	KTM	1'41.730	148.0	5
8'46.863	6 Ryusei YAMANAKA	JPN	KTM	1'41.308	148.7	5
12'08.510	48 Ivan ORTOLA	SPA	KTM	1'41.240	148.8	7
12'08.613	64 David MUÑOZ	SPA	KTM	1'41.174	148.9	7
20'59.868	96 Daniel HOLGADO	SPA	GASGAS	1'41.171	148.9	9
24'05.423	99 Jose Antonio RUEDA	SPA	KTM	1'40.995	149.1	10
27'04.407	80 David ALONSO	COL	CFMOTO	1'40.121	150.4	13

These data/results cannot be reproduced, stored and/or transmitted in whole or in part by any manner of electronic, mechanical, photocopying, recording, broadcasting or otherwise now known or herein after developed without the previous express consent by the copyright owner, except for reproduction in daily press and regular printed publications on sale to the public within 60 days of the event related to those data/results and always provided that copyright symbol appears together as follows below.

© DORNA, 2024

Official MotoGP Timing by TISSOT
www.motogp.com



Le Mans, Saturday, May 11, 2024