


5513 m.

RED BULL GRAND PRIX OF THE AMERICAS

Race

Classification after 14 laps = 77.182 km

29

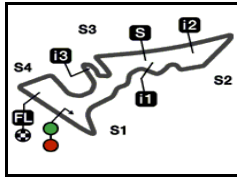
Pos		Rider	Nation	Team	Motorcycle	Total Time	Km/h	Gap
1	25	80 David ALONSO	COL	CFMOTO Valresa Aspar Team	CFMOTO	31'38.427	146.3	
2	20	96 Daniel HOLGADO	SPA	Red Bull GASGAS Tech3	GASGAS	31'43.590	145.9	5.163
3	16	36 Angel PIQUERAS	SPA	Leopard Racing	HONDA	31'43.603	145.9	5.176
4	13	6 Ryusei YAMANAKA	JPN	MT Helmets - MSI	KTM	31'44.103	145.9	5.676
5	11	64 David MUÑOZ	SPA	BOE Motorsports	KTM	31'51.712	145.3	13.285
6	10	24 Tatsuki SUZUKI	JPN	Liqui Moly Husqvarna Intact GP	HUSQVARNA	31'52.157	145.3	13.730
7	9	66 Joel KELSO	AUS	BOE Motorsports	KTM	31'55.390	145.2	16.963
8	8	12 Jacob ROULSTONE	AUS	Red Bull GASGAS Tech3	GASGAS	31'57.553	144.9	19.126
9	7	78 Joel ESTEBAN	SPA	CFMOTO Valresa Aspar Team	CFMOTO	31'57.752	144.8	19.325
10	6	18 Matteo BERTELLE	ITA	Rivacold Snipers Team	HONDA	31'59.084	144.7	20.657
11	5	31 Adrian FERNANDEZ	SPA	Leopard Racing	HONDA	31'59.116	144.7	20.689
12	4	10 Nicola CARRARO	ITA	LEVELUP - MTA	KTM	32'01.212	144.6	22.785
13	3	85 Xabi ZURUTUZA	SPA	Red Bull KTM Ajo	KTM	32'01.296	144.6	22.869
14	2	55 Noah DETTWILER	SWI	CIP Green Power	KTM	32'06.002	144.2	27.575
15	1	7 Filippo FARIOLI	ITA	SIC58 Squadra Corse	HONDA	32'10.574	143.9	32.147
16		54 Riccardo ROSSI	ITA	CIP Green Power	KTM	32'17.380	143.4	38.953
17		70 Joshua WHATLEY	GBR	MLav Racing	HONDA	32'23.351	142.9	44.924
18		82 Stefano NEPA	ITA	LEVELUP - MTA	KTM	32'23.502	142.9	45.075
19		58 Luca LUNETTA	ITA	SIC58 Squadra Corse	HONDA	32'58.179	140.4	1'19.752
Not classified								
		95 Collin VEIJER	NED	Liqui Moly Husqvarna Intact GP	HUSQVARNA	25'33.317	142.3	3 laps
		48 Ivan ORTOLA	SPA	MT Helmets - MSI	KTM	26'03.377	139.6	3 laps
		72 Taiyo FURUSATO	JPN	Honda Team Asia	HONDA	6'49.064	145.5	11 laps
Disqualified								
		19 Scott OGDEN	GBR	MLav Racing	HONDA			

The results are provisional until the end of the limit for protest and appeals.

Time limit for protest expires 60' after publication of the results - Time:

These data/results cannot be reproduced, stored and/or transmitted in whole or in part by any manner of electronic, mechanical, photocopying, recording, broadcasting or otherwise now known or herein after developed without the previous express consent by the copyright owner, except for reproduction in daily press and regular printed publications on sale to the public within 60 days of the event related to those data/results and always provided that copyright symbol appears together as follows below.

© DORNA, 2024



5513 m.

RED BULL GRAND PRIX OF THE AMERICAS

Race

Classification after 14 laps = 77.182 km

29

Pos	Rider	Nation	Team	Motorcycle	Total Time	Km/h	Gap
-----	-------	--------	------	------------	------------	------	-----

Race condition: Dry

Air: 22°

Humidity: 78%

Ground: 27°

Pole Position:

Fastest Lap (New record):

Best Race Lap:

All Time Lap Record:

	David ALONSO	2'14.292	147.7 Km/h
Lap 9	Daniel HOLGADO	2'14.866	147.1 Km/h
2017	Aron CANET	2'15.583	146.3 Km/h
2024	David ALONSO	2'14.153	147.9 Km/h

10:45'00

10:51'26

11:00'00

11:03'31

11:03'50 Filippo FARIOLI

11:04'09 Filippo FARIOLI

11:05'20 Ivan ORTOLA

11:05'20 Stefano NEPA

11:05'35 Filippo FARIOLI11:05'37 Matteo BERTELLE11:05'37 Jacob ROULSTONE11:05'38 Riccardo ROSSI11:05'39 Adrian FERNANDEZ11:05'41 Joshua WHATLEY11:05'41 Joel ESTEBAN

11:05'45 Stefano NEPA

11:05'45 Ivan ORTOLA

11:05'48 Luca LUNETTA

11:06'02 -

11:07'24 Ivan ORTOLA

11:07'32 Ivan ORTOLA

11:07'34 Matteo BERTELLE11:08'02 Joshua WHATLEY11:09'05 Riccardo ROSSI11:09'20 Matteo BERTELLE11:09'56 Adrian FERNANDEZ11:09'56 Luca LUNETTA11:09'56 Jacob ROULSTONE11:10'59 Adrian FERNANDEZ

11:11'05 Luca LUNETTA

11:11'40 Luca LUNETTA

11:12'12 Taiyo FURUSATO

11:12'23 Filippo FARIOLI11:12'50 Joel ESTEBAN

11:13'06 Taiyo FURUSATO

11:13'10 Xabi ZURUTUZA11:14'30 Matteo BERTELLE

11:15'43 Scott OGDEN

11:16'42 Scott OGDEN

11:16'48 Adrian FERNANDEZ11:17'37 Riccardo ROSSI11:21'52 Scott OGDEN

11:24'15 Joel KELSO

11:24'23 Joel KELSO

11:26'46 Collin VEIJER

SIGHTING LAP START

All bikes on grid

WARM UP LAP START

RACE START

crashed out - Rider OK

re-joined race

crashed out - Rider OK

crashed out - Rider OK

long lap penaltylong lap penaltylong lap penaltylong lap penaltylong lap penaltylong lap penaltylong lap penalty

re-joined race

re-joined race

long lap penaltyNo jump starts

crashed out - Rider OK

re-joined race

long lap penalty - COMPLETEDlong lap penalty - COMPLETEDlong lap penalty due to incorrect long lap executiondouble long lap penaltylong lap penalty - COMPLETEDlong lap penalty - COMPLETEDlong lap penalty - COMPLETEDdouble long lap penalty

crashed out - Rider OK

re-joined race

crashed out - Rider OK

long lap penalty - COMPLETEDlong lap penalty - COMPLETED

crashed out - Rider OK

track limits warningdouble long lap penalty - COMPLETED

crashed out - Rider OK

re-joined race

double long lap penalty - COMPLETEDlong lap penalty - COMPLETEDblack flag

crashed out - Rider OK

re-joined race

crashed out - Rider OK

The results are provisional until the end of the limit for protest and appeals.

Time limit for protest expires 60' after publication of the results - Time:

These data/results cannot be reproduced, stored and/or transmitted in whole or in part by any manner of electronic, mechanical, photocopying, recording, broadcasting or otherwise now known or herein after developed without the previous express consent by the copyright owner, except for reproduction in daily press and regular printed publications on sale to the public within 60 days of the event related to those data/results and always provided that copyright symbol appears together as follows below.

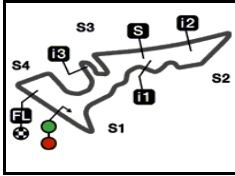
© DORNA, 2024

Official MotoGP Timing by TISSOT
www.motogp.com

Austin, Sunday, April 14, 2024

Page 2 of 3






5513 m.

RED BULL GRAND PRIX OF THE AMERICAS
Race
Classification after 14 laps = 77.182 km

29

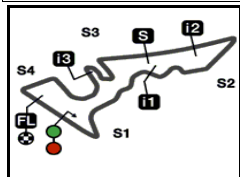
Pos	 Rider	Nation	Team	Motorcycle	Total Time	Km/h	Gap
	11:27'00	Collin VEIJER		re-joined race			
	11:29'03	Collin VEIJER		entered pits and retired			
	11:29'33	Ivan ORTOLA		entered pits and retired			
	11:47'41	Joel KELSO		long lap penalty due to irresponsible riding			
	11:47'54	Joel KELSO		3 seconds penalty - insufficient time to complete long lap penalty			

The results are provisional until the end of the limit for protest and appeals.

Time limit for protest expires 60' after publication of the results - Time:

These data/results cannot be reproduced, stored and/or transmitted in whole or in part by any manner of electronic, mechanical, photocopying, recording, broadcasting or otherwise now known or herein after developed without the previous express consent by the copyright owner, except for reproduction in daily press and regular printed publications on sale to the public within 60 days of the event related to those data/results and always provided that copyright symbol appears together as follows below.

© DORNA, 2024



5513 m.

RED BULL GRAND PRIX OF THE AMERICAS

World Championship Classification

30

Rider		Points	Leader	Previous	QAT	POR	AME	SPA	FRA	CAT	ITA	KAZ	NED	GER	GBR	AUT	ARA	RSM	IND	INA	JPN	AUS	THA	MAL	VAL
1	HOLGADO Daniel	SPA	65			20	25	20																	
2	ALONSO David	COL	63	2	2	25	13	25																	
3	KELSO Joel	AUS	28	37	35	8	11	9																	
4	ORTOLA Ivan	SPA	23	42	5	7	16	-																	
5	SUZUKI Tatsuki	JPN	22	43	1	9	3	10																	
6	VEIJER Collin	NED	21	44	1	11	10	-																	
7	RUEDA Jose Antonio	SPA	20	45	1	-	20	-																	
8	PIQUERAS Angel	SPA	20	45	0	4	-	16																	
9	ESTEBAN Joel	SPA	20	45	0	5	8	7																	
10	NEPA Stefano	ITA	19	46	1	10	9	0																	
11	ROULSTONE Jacob	AUS	19	46	0	6	5	8																	
12	MUÑOZ David	SPA	18	47	1	0	7	11																	
13	FURUSATO Taiyo	JPN	16	49	2	16	0	-																	
14	ROSSI Riccardo	ITA	13	52	3	13	-	0																	
15	YAMANAKA Ryusei	JPN	13	52	0	-	-	13																	
16	FERNANDEZ Adrian	SPA	11	54	2	-	6	5																	
17	BERTELLE Matteo	ITA	10	55	1	-	4	6																	
18	CARRARO Nicola	ITA	6	59	4	2	0	4																	
19	OGDEN Scott	GBR	4	61	2	3	1	-																	
20	ZURUTUZA Xabi	SPA	3	62	1	-	-	3																	
21	DETTWILER Noah	SWI	2	63	1	0	0	2																	
22	PEREZ Vicente	SPA	2	63	0	-	2	-																	

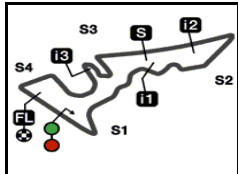
These data/results cannot be reproduced, stored and/or transmitted in whole or in part by any manner of electronic, mechanical, photocopying, recording, broadcasting or otherwise now known or herein after developed without the previous express consent by the copyright owner, except for reproduction in daily press and regular printed publications on sale to the public within 60 days of the event related to those data/results and always provided that copyright symbol appears together as follows below.
© DORNA, 2024

Official MotoGP Timing by 
www.motogp.com

Austin, Sunday, April 14, 2024

Page 1 of 3





RED BULL GRAND PRIX OF THE AMERICAS

30

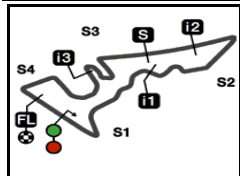
5513 m.

World Championship Classification

Rider	Points	Leader	Previous	QAT	POR	AME	SPA	FRA	CAT	ITA	KAZ	NED	GER	GBR	AUT	ARA	RSM	IND	INA	JPN	AUS	THA	MAL	VAL	
23 FARIOLI Filippo	ITA	1	64	1	-	0	1																		
24 LUNETTA Luca	ITA	1	64	0	1	0	0																		
25 WHATLEY Joshua	GBR	0	65	1	0	0	0																		
26 BUASRI Tatchakorn	THA	0	65	0	0	0	-																		
27 AL SAHOUTI Hamad	QAT	0	65	0	-	0	-																		

These data/results cannot be reproduced, stored and/or transmitted in whole or in part by any manner of electronic, mechanical, photocopying, recording, broadcasting or otherwise now known or herein after developed without the previous express consent by the copyright owner, except for reproduction in daily press and regular printed publications on sale to the public within 60 days of the event related to those data/results and always provided that copyright symbol appears together as follows below.
© DORNA, 2024





5513 m.

RED BULL GRAND PRIX OF THE AMERICAS

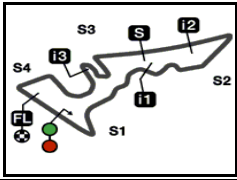
World Championship Classification

30

Constructor		Points	Leader	Previous	QAT	POR	AME	SPA	FRA	CAT	ITA	KAZ	NED	GER	GBR	AUT	ARA	RSM	IND	INA	JPN	AUS	THA	MAL	VAL
1	GASGAS	65			20	25	20																		
2	CFMOTO	63	2	2	25	13	25																		
3	KTM	46	19	17	13	20	13																		
4	HONDA	38	27	8	16	6	16																		
5	HUSQVARNA	31	34	7	11	10	10																		

Team		Points	Leader	Previous	QAT	POR	AME	SPA	FRA	CAT	ITA	KAZ	NED	GER	GBR	AUT	ARA	RSM	IND	INA	JPN	AUS	THA	MAL	VAL
1	RED BULL GASGAS TECH3	84			26	30	28																		
2	CFMOTO VALRESA ASPAR TEAM	83	1	1	30	21	32																		
3	BOE MOTORSPORTS	46	38	37	8	18	20																		
4	LIQUI MOLY HUSQVARNA INTACT GP	43	41	3	20	13	10																		
5	MT HELMETS - MSI	36	48	7	7	16	13																		
6	LEOPARD RACING	31	53	5	4	6	21																		
7	RED BULL KTM AJO	25	59	6	-	22	3																		
8	LEVELUP - MTA	25	59	0	12	9	4																		
9	HONDA TEAM ASIA	16	68	9	16	-	-																		
10	CIP GREEN POWER	15	69	1	13	-	2																		
11	RIVACOLD SNIPERS TEAM	10	74	5	-	4	6																		
12	MLAV RACING	4	80	6	3	1	-																		
13	SIC58 SQUADRA CORSE	2	82	2	1	-	1																		

These data/results cannot be reproduced, stored and/or transmitted in whole or in part by any manner of electronic, mechanical, photocopying, recording, broadcasting or otherwise now known or herein after developed without the previous express consent by the copyright owner, except for reproduction in daily press and regular printed publications on sale to the public within 60 days of the event related to those data/results and always provided that copyright symbol appears together as follows below.
© DORNA, 2024



5513 m.

RED BULL GRAND PRIX OF THE AMERICAS
Race
Lap Chart

31

Pos	1	2	3	4	5	6	7	8	9	10	11	12	13	14	15	16	17	18	19	20	21	22	23
Grid	80	96	95	66	12	18	64	82	72	58	31	7	48	19	24	78	36	70	10	54	55	85	6

1	80	18	96	95	72	36	31	58	6	66	85	19	24	64	12	55	10	54	78	70	7	48	82
2	80	36	72	96	31	95	66	6	24	58	64	18	12	19	78	85	10	55	54	70	7	82	48
3	80	96	72	36	95	66	6	24	64	78	31	19	10	85	55	12	58	18	54	70	7	82	48
4	80	96	36	95	66	6	64	24	31	19	10	78	85	12	18	55	54	70	7	82	48	58	
5	80	96	95	36	6	66	64	24	19	78	31	12	10	85	55	18	54	70	7	82	48	58	
6	80	95	6	96	36	66	64	24	78	12	10	55	85	18	31	7	70	54	82	48	58	19	
7	80	95	6	96	36	66	24	64	78	12	10	55	85	31	18	7	70	54	82	48	58	19	
8	80	95	6	96	36	66	24	64	78	12	10	55	18	85	31	7	70	54	82	48	58		
9	80	95	96	6	36	66	24	64	78	12	10	31	18	55	85	7	54	70	82	48	58		
10	80	95	96	6	36	24	64	66	12	78	31	18	85	55	10	7	54	70	82	48	58		
L	11	80	36	6	96	24	64	66	12	78	31	18	85	10	55	7	54	70	95	82	48	58	
a	12	80	36	96	6	24	64	66	12	78	31	18	85	10	55	7	54	70	82	58			
P	13	80	96	36	6	64	24	66	12	78	31	18	85	10	55	7	54	70	82	58			
S	14	80	96	36	6	64	24	66	12	78	18	31	10	85	55	7	54	70	82	58			

Winner Lapped rider

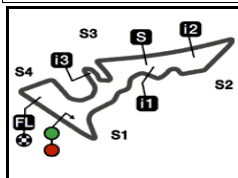
These data/results cannot be reproduced, stored and/or transmitted in whole or in part by any manner of electronic, mechanical, photocopying, recording, broadcasting or otherwise now known or herein after developed without the previous express consent by the copyright owner, except for reproduction in daily press and regular printed publications on sale to the public within 60 days of the event related to those data/results and always provided that copyright symbol appears together as follows below.

© DORNA, 2024

Official MotoGP Timing by 
 www.motogp.com

Austin, Sunday, April 14, 2024






5513 m.

RED BULL GRAND PRIX OF THE AMERICAS

Race

Fastest Lap of Each Rider

32

	Rider	Nation	Team	Motorcycle	Time	Lap	Total	Gap
1	96 Daniel HORGADO	SPA	Red Bull GASGAS Tech3	GASGAS	2'14.866	9	14	
2	6 Ryusei YAMANAKA	JPN	MT Helmets - MSI	KTM	2'14.906	7	14	0.040 0.040
3	80 David ALONSO	COL	CFMOTO Valresa Aspar Team	CFMOTO	2'14.948	4	14	0.082 0.042
4	36 Angel PIQUERAS	SPA	Leopard Racing	HONDA	2'15.007	7	14	0.141 0.059
5	95 Collin VEIJER	NED	Liqui Moly Husqvarna Intact GP	HUSQVARNA	2'15.007	7	11	0.141
6	66 Joel KELSO	AUS	BOE Motorsports	KTM	2'15.038	9	14	0.172 0.031
7	31 Adrian FERNANDEZ	SPA	Leopard Racing	HONDA	2'15.508	2	14	0.642 0.470
8	72 Taiyo FURUSATO	JPN	Honda Team Asia	HONDA	2'15.578	2	3	0.712 0.070
9	12 Jacob ROULSTONE	AUS	Red Bull GASGAS Tech3	GASGAS	2'15.583	8	14	0.717 0.005
10	18 Matteo BERTELLE	ITA	Rivacold Snipers Team	HONDA	2'15.588	4	14	0.722 0.005
11	64 David MUÑOZ	SPA	BOE Motorsports	KTM	2'15.679	3	14	0.813 0.091
12	19 Scott OGDEN	GBR	MLav Racing	HONDA	2'15.788	4	7	0.922 0.109
13	82 Stefano NEPA	ITA	LEVELUP - MTA	KTM	2'15.817	8	14	0.951 0.029
14	24 Tatsuki SUZUKI	JPN	Liqui Moly Husqvarna Intact GP	HUSQVARNA	2'15.832	8	14	0.966 0.015
15	78 Joel ESTEBAN	SPA	CFMOTO Valresa Aspar Team	CFMOTO	2'15.862	8	14	0.996 0.030
16	10 Nicola CARRARO	ITA	LEVELUP - MTA	KTM	2'16.188	12	14	1.322 0.326
17	85 Xabi ZURUTUZA	SPA	Red Bull KTM Ajo	KTM	2'16.204	11	14	1.338 0.016
18	55 Noah DETTWILER	SWI	CIP Green Power	KTM	2'16.532	5	14	1.666 0.328
19	7 Filippo FARIOLI	ITA	SIC58 Squadra Corse	HONDA	2'16.591	8	14	1.725 0.059
20	54 Riccardo ROSSI	ITA	CIP Green Power	KTM	2'17.210	14	14	2.344 0.619
21	48 Ivan ORTOLA	SPA	MT Helmets - MSI	KTM	2'17.248	6	11	2.382 0.038
22	58 Luca LUNETTA	ITA	SIC58 Squadra Corse	HONDA	2'17.566	2	14	2.700 0.318
23	70 Joshua WHATLEY	GBR	MLav Racing	HONDA	2'17.835	5	14	2.969 0.269

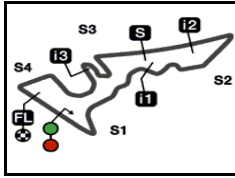
These data/results cannot be reproduced, stored and/or transmitted in whole or in part by any manner of electronic, mechanical, photocopying, recording, broadcasting or otherwise now known or herein after developed without the previous express consent by the copyright owner, except for reproduction in daily press and regular printed publications on sale to the public within 60 days of the event related to those data/results and always provided that copyright symbol appears together as follows below.

© DORNA, 2024

Official MotoGP Timing by TISSOT
www.motogp.com

Austin, Sunday, April 14, 2024





5513 m.

RED BULL GRAND PRIX OF THE AMERICAS

After the Race

Event Best Maximum Speed

33



Rider	Nation Team	Motorcycle	Km/h	
66 Joel KELSO	AUS BOE Motorsports	KTM	243.7	Practice Nr. 2
58 Luca LUNETTA	ITA SIC58 Squadra Corse	HONDA	242.1	Practice Nr. 2
96 Daniel HOLGADO	SPA Red Bull GASGAS Tech3	GASGAS	241.6	Free Practice
78 Joel ESTEBAN	SPA CFMOTO Valresa Aspar Team	CFMOTO	241.6	Race
64 David MUÑOZ	SPA BOE Motorsports	KTM	241.6	Practice Nr. 2
10 Nicola CARRARO	ITA LEVELUP - MTA	KTM	241.0	Practice Nr. 2
72 Taiyo FURUSATO	JPN Honda Team Asia	HONDA	240.5	Practice Nr. 2
24 Tatsuki SUZUKI	JPN Liqui Moly Husqvarna Intact GP	HUSQVARNA	240.0	Practice Nr. 2
36 Angel PIQUERAS	SPA Leopard Racing	HONDA	240.0	Practice Nr. 2
48 Ivan ORTOLA	SPA MT Helmets - MSI	KTM	240.0	Race
6 Ryusei YAMANAKA	JPN MT Helmets - MSI	KTM	240.0	Race
80 David ALONSO	COL CFMOTO Valresa Aspar Team	CFMOTO	240.0	Practice Nr. 2
12 Jacob ROULSTONE	AUS Red Bull GASGAS Tech3	GASGAS	239.4	Qualifying Nr. 2
55 Noah DETTWILER	SWI CIP Green Power	KTM	239.4	Practice Nr. 2
82 Stefano NEPA	ITA LEVELUP - MTA	KTM	238.4	Practice Nr. 2
85 Xabi ZURUTUZA	SPA Red Bull KTM Ajo	KTM	238.4	Practice Nr. 1
95 Collin VEIJER	NED Liqui Moly Husqvarna Intact GP	HUSQVARNA	238.4	Race
22 David ALMANSA	SPA Rivacold Snipers Team	HONDA	238.4	Practice Nr. 2
54 Riccardo ROSSI	ITA CIP Green Power	KTM	237.8	Practice Nr. 2
31 Adrian FERNANDEZ	SPA Leopard Racing	HONDA	237.8	Qualifying Nr. 2
7 Filippo FARIOLI	ITA SIC58 Squadra Corse	HONDA	236.8	Practice Nr. 2
99 Jose Antonio RUEDA	SPA Red Bull KTM Ajo	KTM	236.3	Practice Nr. 1
19 Scott OGDEN	GBR MLav Racing	HONDA	236.3	Practice Nr. 2
18 Matteo BERTELLE	ITA Rivacold Snipers Team	HONDA	236.3	Qualifying Nr. 2
70 Joshua WHATLEY	GBR MLav Racing	HONDA	234.7	Practice Nr. 2
5 Tatchakorn BUASRI	THA Honda Team Asia	HONDA	234.2	Practice Nr. 1

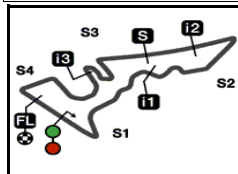
These data/results cannot be reproduced, stored and/or transmitted in whole or in part by any manner of electronic, mechanical, photocopying, recording, broadcasting or otherwise now known or herein after developed without the previous express consent by the copyright owner, except for reproduction in daily press and regular printed publications on sale to the public within 60 days of the event related to those data/results and always provided that copyright symbol appears together as follows below.

© DORNA, 2024

Official MotoGP Timing by TISSOT
www.motogp.com

Austin, Sunday, April 14, 2024





5513 m.

RED BULL GRAND PRIX OF THE AMERICAS

Race

Chronological Analysis of Performances

34

* Lap / Sector time cancelled

T1 Time from finish line to 1st intermediate

T3 Time from 2nd intermed. to 3rd intermed.

P Crossing the finish line in pit lane

T2 Time from 1st intermed. to 2nd intermed.

T4 Time from 3rd intermediate to finish line

Lap	Lap Time	T1	T2	T3	T4	Speed	Lap	Lap Time	T1	T2	T3	T4	Speed	
1st	80	David ALONSO CFMOTO Valresa Asp COL						11	2'17.018	38.794	33.163	34.260	30.801	228.3
		Runs=1	Total laps=14	Full laps=13	Valid laps=13		12	2'16.887	38.493	33.112	34.457	30.825	228.3	
1	2'15.646	38.308	32.964	34.097	30.277	228.8	13	2'16.877	38.699	33.243	34.522	30.413	230.7	
2	2'14.977	37.815	32.971	34.002	30.189	228.8	14	2'16.068	38.100	33.140	34.077	30.751	233.2	
3	2'15.005	37.974	32.718	34.178	30.135	228.8								
4	2'14.948	37.877	32.760	34.142	30.169	228.8	4th	6	Ryusei YAMANAKA MT Helmets - MSI JPN					
5	2'15.231	38.048	32.864	34.136	30.183	230.2			Runs=1	Total laps=14	Full laps=13	Valid laps=13		
6	2'15.392	38.006	32.887	34.202	30.297	229.7	1	2'18.873	40.839	33.519	34.204	30.311	239.4	
7	2'15.751	38.247	33.021	34.190	30.293	229.2	2	2'15.832	38.150	33.116	34.252	30.314	232.7	
8	2'15.430	38.111	32.802	34.192	30.325	230.2	3	2'15.241	37.944	33.113	34.051	30.133	235.8	
9	2'15.576	38.184	32.947	34.128	30.317	229.7	4	2'15.977	37.729	32.901	34.796	30.551	239.4	
10	2'15.558	38.158	32.824	34.234	30.342	229.2	5	2'15.025	37.772	32.881	34.157	30.215	240.0	
11	2'15.486	38.184	32.786	34.173	30.343	229.7	6	2'14.986	37.792	32.909	34.087	30.198	238.9	
12	2'15.507	38.099	32.890	34.162	30.356	229.7	7	2'14.906	37.741	32.900	34.162	30.103	233.2	
13	2'16.376	38.351	33.104	34.331	30.590	230.2	8	2'15.124	37.947	32.907	34.090	30.180	236.3	
14	2'17.544	38.393	33.024	34.353	31.774	229.2	9	2'15.229	37.861	33.042	34.173	30.153	234.7	
							10	2'15.378	37.986	32.866	34.291	30.235	232.7	
2nd	96	Daniel HOLGADO Red Bull GASGAS Te SPA						11	2'17.996	39.716	33.367	34.352	30.561	231.2
		Runs=1	Total laps=14	Full laps=13	Valid laps=11		12	2'16.412	38.206	33.336	34.511	30.359	230.7	
1	2'16.573	38.402	33.786	34.261	30.124	230.2	13	2'16.700	38.248	33.278	34.772	30.402	231.7	
2	2'16.841	* 37.843	33.664*	35.107	30.227	227.3	14	2'16.424	38.286	33.185	34.368	30.585	234.7	
3	2'15.404	38.157	32.991	33.912	30.344	234.2								
4	2'15.950	38.011	33.129	34.390	30.420	229.7	5th	64	David MUÑOZ BOE Motorsports SPA					
5	2'15.489	38.057	33.132	34.035	30.265	229.7			Runs=1	Total laps=14	Full laps=13	Valid laps=12		
6	2'15.917	38.047	33.083	34.532	30.255	230.7	1	2'20.215	41.873	33.376	34.513	30.453	232.7	
7	2'14.993	* 37.999	32.820*	33.955	30.219	232.7	2	2'16.061	38.071	33.206	34.277	30.507	234.7	
8	2'15.010	37.995	32.714	34.027	30.274	236.3	3	2'15.679	38.043	33.051	34.244	30.341	235.2	
9	2'14.866	38.028	32.788	33.858	30.192	238.4	4	2'15.911	38.094	32.969	34.352	30.496	229.7	
10	2'15.197	38.035	32.694	34.253	30.215	232.2	5	2'16.192	* 38.095	33.013*	34.482	30.602	228.3	
11	2'18.427	40.872	33.159	34.072	30.324	232.2	6	2'16.049	38.196	32.952	34.472	30.429	227.8	
12	2'16.130	38.309	33.194	34.241	30.386	233.2	7	2'16.870	38.196	33.128	35.115	30.431	223.6	
13	2'16.425	38.338	33.216	34.395	30.476	229.7	8	2'16.151	38.296	33.070	34.294	30.491	227.8	
14	2'16.368	38.322	33.132	34.363	30.551	230.7	9	2'15.865	38.190	32.998	34.301	30.376	227.8	
							10	2'16.155	38.413	33.060	34.268	30.414	228.8	
3rd	36	Angel PIQUERAS Leopard Racing SPA						11	2'16.355	38.342	33.149	34.370	30.494	229.7
		Runs=1	Total laps=14	Full laps=13	Valid laps=13		12	2'16.456	38.549	33.094	34.317	30.496	230.7	
1	2'17.810	39.294	33.021	35.051	30.444	234.2	13	2'17.229	38.452	33.256	34.887	30.634	226.8	
2	2'15.293	37.801	32.686	34.355	30.451	231.2	14	2'16.524	38.546	33.039	34.407	30.532	227.3	
3	2'16.038	38.323	32.968	34.403	30.344	228.8								
4	2'15.780	37.799	33.084	34.193	30.704	235.2	6th	24	Tatsuki SUZUKI Liqui Moly Husqvarna JPN					
5	2'15.851	38.003	33.221	34.400	30.227	233.2			Runs=1	Total laps=14	Full laps=13	Valid laps=13		
6	2'15.550	38.087	32.934	34.280	30.249	236.8	1	2'19.789	41.127	33.522	34.734	30.406	233.2	
7	2'15.007	37.988	32.849	33.959	30.211	233.7	2	2'16.171	38.206	33.296	34.146	30.523	233.7	
8	2'15.021	37.928	32.801	34.037	30.255	235.8	3	2'15.915	38.095	33.202	34.112	30.506	233.2	
9	2'15.035	37.959	32.832	34.059	30.185	235.2	4	2'16.226	38.300	33.024	34.386	30.516	232.2	
10	2'15.368	38.019	32.785	34.289	30.275	233.7	5	2'16.225	38.051	33.030	34.448	30.696	234.2	

Fastest Lap: Daniel HOLGADO Red Bull GASGAS Te SPA **2'14.866** 38.028 32.788 33.858 30.192

These data/results cannot be reproduced, stored and/or transmitted in whole or in part by any manner of electronic, mechanical, photocopying, recording, broadcasting or otherwise now known or herein after developed without the previous express consent by the copyright owner, except for reproduction in daily press and regular printed publications on sale to the public within 60 days of the event related to those data/results and always provided that copyright symbol appears together as follows below.
© DORNA, 2024

Race

Moto3

Lap	Lap Time	T1	T2	T3	T4	Speed	Lap	Lap Time	T1	T2	T3	T4	Speed
6	2'15.966	38.106	33.038	34.406	30.416	235.8	11	2'16.222	38.410	33.297	34.190	30.325	232.2
7	2'16.340	38.192	33.171	34.496	30.481	231.7	12	2'17.184	38.440	33.425	34.516	30.803	234.2
8	2'15.832	38.285	33.064	34.048	30.435	231.7	13	2'17.957	38.863	33.597	34.766	30.731	229.2
9	2'16.169	38.318	33.129	34.216	30.506	231.7	14	2'17.520	38.703	33.703	34.412	30.702	229.7
10	2'16.212	38.411	33.115	34.228	30.458	231.2							
11	2'16.583	38.435	33.128	34.357	30.663	231.7							
12	2'16.426	38.374	33.122	34.327	30.603	231.7							
13	2'17.606	38.441	33.514	34.888	30.763	232.2							
14	2'16.697	38.465	33.222	34.402	30.608	233.2							

7th		66	Joel KELSO	BOE Motorsports	AUS	
		Runs=1	Total laps=14	Full laps=13	Valid laps=13	
1	2'19.410	38.419	36.247	34.509	30.235	234.2
2	2'15.115	37.801	33.030	34.015	30.269	234.7
3	2'15.230	37.764	32.969	34.342	30.155	237.3
4	2'15.947	37.810	32.813	34.849	30.475	239.4
5	2'15.419	37.887	33.060	34.252	30.220	238.4
6	2'15.399	37.995	33.092	34.183	30.129	233.2
7	2'15.181	37.972	32.916	34.119	30.174	234.7
8	2'15.041	37.883	32.817	34.114	30.227	234.2
9	2'15.038	37.913	32.839	34.081	30.205	233.7
10	2'25.126	47.349	33.209	34.218	30.350	230.7
11	2'15.719	38.238	33.018	34.178	30.285	231.7
12	2'15.825	38.137	33.095	34.224	30.369	233.2
13	2'17.196	38.352	33.330	34.821	30.693	234.2
14	2'16.744	38.528	33.236	34.456	30.524	234.2

8th		12	Jacob ROULSTONE	Red Bull GASGAS Te	AUS	
		Runs=1	Total laps=14	Full laps=13	Valid laps=13	
1	2'20.426	39.795	33.169	36.615	30.847	238.9
2	2'16.284	37.963	33.622	34.383	30.316	234.7
3	2'19.066	38.084	33.077	37.497	30.408	238.9
4	2'15.877	37.991	33.110	34.366	30.410	236.8
5	2'16.193	38.238	33.310	34.168	30.477	232.7
6	2'16.675	38.126	34.091	34.233	30.225	232.7
7	2'16.255	38.276	33.364	34.357	30.258	230.2
8	2'15.583	37.985	33.100	34.245	30.253	230.7
9	2'16.086	38.227	33.160	34.223	30.476	232.7
10	2'16.199	38.200	33.405	34.176	30.418	231.2
11	2'16.352	38.489	33.187	34.169	30.507	230.7
12	2'17.147	38.382	33.435	34.500	30.830	230.2
13	2'18.005	38.870	33.669	34.701	30.765	229.2
14	2'17.405	38.816	33.545	34.398	30.646	230.2

9th		78	Joel ESTEBAN	CFMOTO Valresa Asp	SPA	
		Runs=1	Total laps=14	Full laps=13	Valid laps=11	
1	2'21.172	42.748	33.253	34.666	30.505	235.8
2	2'15.863	38.199	32.981	34.153	30.530	237.8
3	2'15.604 *	38.091	32.881	34.167	30.465*	241.6
4	2'18.609	38.135	32.931	37.049	30.494	234.7
5	2'15.915	38.035	33.235	34.193	30.452	230.2
6	2'17.042 *	38.249	34.004	34.205	30.584*	229.2
7	2'15.951	38.319	33.048	34.166	30.418	229.2
8	2'15.862	38.188	33.031	34.187	30.456	229.7
9	2'16.194	38.372	33.026	34.322	30.474	229.7
10	2'16.657	38.393	33.612	34.214	30.438	234.7

10th		18	Matteo BERTELLE	Rivacold Snipers Tea	ITA	
		Runs=1	Total laps=14	Full laps=13	Valid laps=13	
1	2'16.397	38.694	33.172	34.341	30.190	227.3
2	2'20.112	38.275	33.139	38.141	30.557	224.5
3	2'19.707	38.244	33.485	37.430	30.548	233.2
4	2'15.588	38.212	33.007	33.997	30.372	231.7
5	2'19.128	38.282	33.464	37.140	30.242	232.7
6	2'16.743	38.104	33.896	34.268	30.475	228.8
7	2'16.132	38.382	33.077	34.121	30.552	231.7
8	2'16.487	38.273	33.230	34.461	30.523	228.8
9	2'16.959	38.853	33.210	34.339	30.557	232.7
10	2'16.922	38.617	33.630	34.334	30.341	231.7
11	2'16.084	38.328	33.162	34.310	30.284	229.7
12	2'16.002	38.298	33.188	34.226	30.290	230.2
13	2'15.789	38.309	33.228	34.110	30.142	230.2
14	2'17.034	38.458	33.374	34.746	30.456	230.7

11th		31	Adrian FERNANDEZ	Leopard Racing	SPA	
		Runs=1	Total laps=14	Full laps=13	Valid laps=12	
1	2'18.276	39.578	33.530	34.786	30.382	237.3
2	2'15.508	38.055	32.881	34.173	30.399	231.2
3	2'18.906	38.047	33.074	37.485	30.300	235.2
4	2'15.788 *	38.255	33.042	34.126	30.365*	233.7
5	2'18.824	38.041	32.914	37.489	30.380	233.7
6	2'20.388	38.262	34.154	37.453	30.519	230.7
7	2'16.074	38.245	32.923	34.246	30.660	231.7
8	2'16.667	38.467	33.377	34.295	30.528	235.8
9	2'16.596	38.494	33.161	34.463	30.478	232.2
10	2'16.881	38.658	33.479	34.425	30.319	226.4
11	2'16.114	38.353	33.117	34.389	30.255	226.8
12	2'15.924	38.286	33.143	34.243	30.252	227.3
13	2'15.925	38.350	33.124	34.272	30.179	228.8
14	2'17.245	38.401	33.532	34.666	30.646	229.7

12th		10	Nicola CARRARO	LEVELUP - MTA	ITA	
		Runs=1	Total laps=14	Full laps=13	Valid laps=12	
1	2'20.743	41.539	33.711	34.855	30.638	232.7
2	2'16.982	38.785	33.295	34.285	30.617	235.2
3	2'16.535	38.501	33.341	34.133	30.560	238.4
4	2'16.491	38.208	33.072	34.401	30.810	233.7
5	2'17.459	38.524	33.569	34.571	30.795	233.7
6	2'16.777	38.330	33.843	34.270	30.334	234.2
7	2'16.243	38.358	33.133	34.287	30.465	231.7
8	2'16.249	38.285	33.080	34.297	30.587	230.2
9	2'17.937 *	38.659	33.680	34.793	30.805*	229.2
10	2'19.673	40.079	34.060	35.046	30.488	226.4
11	2'16.330	38.594	33.152	34.177	30.407	237.3
12	2'16.188	38.445	33.111	34.170	30.462	232.7
13	2'16.585	38.469	33.228	34.430	30.458	233.7
14	2'17.020	38.542	33.457	34.439	30.582	232.2

Fastest Lap: Daniel HOLLGADO Red Bull GASGAS Te SPA 2'14.866 38.028 32.788 33.858 30.192

These data/results cannot be reproduced, stored and/or transmitted in whole or in part by any manner of electronic, mechanical, photocopying, recording, broadcasting or otherwise now known or herein after developed without the previous express consent by the copyright owner, except for reproduction in daily press and regular printed publications on sale to the public within 60 days of the event related to those data/results and always provided that copyright symbol appears together as follows below.
© DORNA, 2024

Race

Moto3

Lap	Lap Time	T1	T2	T3	T4	Speed	Lap	Lap Time	T1	T2	T3	T4	Speed						
13th	85	Xabi ZURUTUZA				Red Bull KTM Ajo	SPA	4	2'18.532	39.463	33.502	34.651	30.916	227.3					
		Runs=1	Total laps=14	Full laps=13	Valid laps=10		5	2'17.807	38.815	33.623	34.667	30.702	225.9						
1	2'19.626	40.734	33.520	34.655	30.717	235.8	6	2'21.172	38.745	34.115	37.643	30.669	226.4						
2	2'17.968	*	38.342	34.254*	34.763	30.609*	234.2	7	2'17.872	38.841	33.690	34.599	30.742	226.8					
3	2'16.905	38.423	33.450	34.562	30.470	233.7	8	2'17.302	38.690	33.417	34.543	30.652	226.8						
4	2'16.992	*	38.366	33.400	34.322	30.904*	233.2	9	2'17.942	38.757	33.844	34.513	30.828	225.9					
5	2'17.105	38.356	33.689	34.533	30.527	233.7	10	2'17.294	38.750	33.473	34.460	30.611	225.4						
6	2'18.022	38.616	34.368	34.475	30.563	233.7	11	2'17.340	38.665	33.424	34.479	30.772	226.8						
7	2'16.923	38.480	33.447	34.419	30.577	231.2	12	2'17.496	38.779	33.455	34.589	30.673	225.9						
8	2'16.814	38.576	33.353	34.186	30.699	234.2	13	2'17.514	38.823	33.380	34.584	30.727	225.0						
9	2'17.162	39.021	33.275	34.286	30.580	235.8	14	2'17.210	38.661	33.296	34.555	30.698	224.5						
10	2'17.067	*	38.492	33.629	34.544	30.402*	226.4	17th 70 Joshua WHATLEY					MLav Racing	GBR					
11	2'16.204	38.242	33.222	34.342	30.398	234.2	1	2'21.616	42.991	33.388	34.682	30.555	230.7						
12	2'16.551	38.415	33.328	34.383	30.425	232.2	2	2'20.474	38.562	33.345	37.699	30.868	231.7						
13	2'16.652	38.435	33.439	34.309	30.469	233.2	3	2'18.287	38.917	33.658	34.783	30.929	229.2						
14	2'17.305	38.518	33.514	34.400	30.873	230.7	4	2'18.956	*	39.47*	33.843	34.789	30.854	230.7					
14th 55 Noah DETTWILER							CIP Green Power	SWI	5	2'17.835	38.749	33.471	34.956	30.659	225.4				
		Runs=1	Total laps=14	Full laps=13	Valid laps=11		6	2'18.701	38.787	34.160	34.993	30.761	225.4						
1	2'20.650	41.455	33.500	34.979	30.716	237.8	7	2'17.886	38.680	33.514	34.927	30.765	224.5						
2	2'17.428	38.835	33.540	34.480	30.573	237.3	8	2'18.392	38.819	33.724	34.912	30.937	223.6						
3	2'16.701	38.415	33.254	34.484	30.548	237.8	9	2'19.061	39.104	33.931	35.100	30.926	223.1						
4	2'17.436	*	38.320	33.504	34.779	30.833*	235.2	10	2'18.094	38.915	33.545	34.756	30.878	226.4					
5	2'16.532	38.617	33.123	34.301	30.491	236.3	11	2'18.167	38.815	33.580	34.887	30.885	224.5						
6	2'16.840	38.245	33.790	34.246	30.559	236.3	12	2'18.188	38.894	33.528	34.794	30.972	225.4						
7	2'16.781	38.592	33.179	34.397	30.613	232.7	13	2'19.252	39.300	33.816	35.079	31.057	223.1						
8	2'17.223	38.444	33.326	34.454	30.999	231.7	14	2'18.442	38.944	33.728	34.862	30.908	223.1						
9	2'17.816	38.784	33.377	34.631	31.024	231.7	18th 82 Stefano NEPA					LEVELUP - MTA	ITA						
10	2'17.542	38.815	33.485	34.745	30.497	232.7													
11	2'16.861	38.516	33.220	34.660	30.465	233.7	1	2'50.404	39.041	33.474	1'05.596	32.293	237.3						
12	2'17.101	*	38.555	33.311*	34.438	30.797	232.7	2	2'16.918	*	38.360	33.381*	34.699	30.478	224.0				
13	2'17.864	38.775	33.499	34.590	31.000	229.7	3	2'16.204	38.283	32.990	34.641	30.290	224.5						
14	2'19.227	39.212	33.871	35.021	31.123	226.8	4	2'17.693	39.503	33.114	34.684	30.392	225.9						
15th 7 Filippo FARIOLI							SIC58 Squadra Corse	ITA	5	2'16.067	38.170	33.157	34.525	30.215	226.4				
		Runs=1	Total laps=14	Full laps=13	Valid laps=12		6	2'17.128	38.254	34.096	34.529	30.249	226.8						
1	2'27.754	48.931	33.432	34.658	30.733	223.6	7	2'16.115	38.340	33.096	34.525	30.154	227.3						
2	2'16.835	38.420	33.230	34.443	30.742	224.0	8	2'15.817	38.182	33.077	34.313	30.245	226.8						
3	2'16.893	38.558	33.422	34.408	30.505	227.3	9	2'16.037	38.228	33.052	34.409	30.348	227.3						
4	2'19.676	*	38.79*	33.255	37.055	30.572	229.2	10	2'16.008	38.181	33.155	34.425	30.247	226.8					
5	2'16.917	38.584	33.320	34.487	30.526	226.4	11	2'16.076	38.158	33.223	34.440	30.255	227.8						
6	2'17.243	38.259	33.813	34.530	30.641	226.4	12	2'16.736	38.852	33.146	34.411	30.327	228.3						
7	2'16.788	38.511	33.349	34.401	30.527	225.0	13	2'16.173	38.292	33.089	34.434	30.358	228.3						
8	2'16.591	38.364	33.296	34.371	30.560	224.5	14	2'16.126	38.261	33.140	34.441	30.284	228.8						
9	2'16.874	38.291	33.511	34.409	30.663	225.4	19th 58 Luca LUNETTA					SIC58 Squadra Corse	ITA						
10	2'16.703	38.400	33.392	34.344	30.567	225.0													
11	2'16.751	38.504	33.241	34.446	30.560	225.4	1	2'18.565	40.475	33.279	34.272	30.539	234.2						
12	2'17.268	38.614	33.569	34.464	30.621	225.0	2	2'17.566	38.655	33.173	34.673	31.065	234.2						
13	2'17.282	38.421	33.566	34.530	30.765	225.0	3	2'19.929	38.419	33.148	37.619	30.743	235.2						
14	2'16.999	38.590	33.320	34.552	30.537	225.0	4	3'02.626	*	1'21.28*	35.032	35.308	31.005	226.4					
16th 54 Riccardo ROSSI							CIP Green Power	ITA	5	2'18.631	38.882	33.830	35.074	30.845	226.8				
		Runs=1	Total laps=14	Full laps=13	Valid laps=13		6	2'17.982	38.806	33.452	34.894	30.830	227.8						
1	2'21.034	42.221	33.446	34.665	30.702	235.8	7	2'17.730	38.605	33.493	34.785	30.847	227.3						
2	2'20.769	38.795	33.367	37.336	31.271	234.7	8	2'17.900	38.790	33.503	34.764	30.843	228.3						
3	2'18.096	39.078	33.585	34.546	30.887	227.3	Fastest Lap: Daniel HOLGADO						Red Bull GASGAS Te	SPA	2'14.866	38.028	32.788	33.858	30.192

These data/results cannot be reproduced, stored and/or transmitted in whole or in part by any manner of electronic, mechanical, photocopying, recording, broadcasting or otherwise now known or herein after developed without the previous express consent by the copyright owner, except for reproduction in daily press and regular printed publications on sale to the public within 60 days of the event related to those data/results and always provided that copyright symbol appears together as follows below.
© DORNA, 2024

Race

Moto3

Lap	Lap Time	T1	T2	T3	T4	Speed	Lap	Lap Time	T1	T2	T3	T4	Speed
9	2'17.634	38.820	33.411	34.652	30.751	228.3							
10	2'17.835	38.936	33.427	34.711	30.761	227.8							
11	2'17.686	38.914	33.323	34.723	30.726	228.3							
12	2'18.034	38.876	33.648	34.807	30.703	228.3							
13	2'18.041	38.930	33.448	34.748	30.915	227.8							
14	2'18.020 *	38.801	33.510*	34.897	30.812	226.8							

20th 95 Collin VEIJER Liqui Moly Husqvarna NED
 Runs=1 Total laps=11 Full laps=9 Valid laps=9

1	2'17.143	38.784	33.342	34.793	30.224	230.2							
2	2'16.792	37.918	33.010	35.036	30.828	225.9							
3	2'15.618	38.094	33.147	34.259	30.118	236.8							
4	2'15.581	37.806	32.840	34.550	30.385	236.3							
5	2'15.451	37.908	33.298	34.108	30.137	236.3							
6	2'15.115	37.848	33.110	34.011	30.146	238.4							
7	2'15.007	37.815	32.848	34.192	30.152	226.8							
8	2'15.077	37.933	32.875	34.082	30.187	229.2							
9	2'15.074	37.882	32.876	34.119	30.197	229.2							
10	2'15.242	37.943	32.825	34.238	30.236	228.8							
11	2'57.217 P	1'03.190	37.278	35.882	40.867	227.3							

21st 48 Ivan ORTOLA MT Helmets - MSI SPA
 Runs=1 Total laps=11 Full laps=9 Valid laps=8

1	2'49.259	39.232	33.446	1'05.583	30.998	240.0							
2	2'27.341	38.071	43.253	35.103	30.914	223.6							
3	2'17.339	38.658	33.399	34.610	30.672	226.8							
4	2'17.666 *	38.966	33.581	34.442	30.677*	227.8							
5	2'18.045	38.330	34.707	34.455	30.553	228.3							
6	2'17.248	38.417	33.479	34.747	30.605	226.8							
7	2'17.995	38.652	33.597	34.763	30.983	228.3							
8	2'17.881	38.852	33.540	34.672	30.817	227.8							
9	2'18.089	38.854	33.661	34.731	30.843	228.3							
10	2'18.696	38.876	33.806	35.003	31.011	226.8							
11	2'23.818 P	38.924	33.736	35.285	35.873	228.3							

22nd 72 Taiyo FURUSATO Honda Team Asia JPN
 Runs=1 Total laps=3 Full laps=2 Valid laps=2

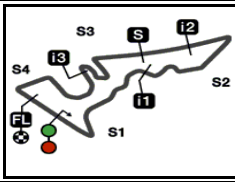
1	2'17.697	39.317	33.542	34.512	30.326	236.3							
2	2'15.578	38.077	32.672	34.544	30.285	234.7							
3	2'15.789	38.304	33.140	34.225	30.120	231.7							
unfinished		37.994	33.041			232.7							

23rd 19 Scott OGDEN MLav Racing GBR
 Runs=1 Total laps=7 Full laps=6 Valid laps=6

1	2'19.704	40.990	33.519	34.719	30.476	234.7							
2	2'17.177	38.473	33.485	34.469	30.750	234.2							
3	2'16.077	38.382	33.270	34.216	30.209	233.2							
4	2'15.788	38.157	33.215	34.227	30.189	233.2							
5	2'16.029	37.946	33.196	34.575	30.312	231.7							
6	3'23.771	38.461	1'39.339	34.968	31.003	223.6							
7	2'17.673	38.861	33.569	34.719	30.524	225.0							
unfinished		38.709	35.080			219.9							

Fastest Lap: Daniel HOLGADO Red Bull GASGAS Te SPA **2'14.866** 38.028 32.788 33.858 30.192

These data/results cannot be reproduced, stored and/or transmitted in whole or in part by any manner of electronic, mechanical, photocopying, recording, broadcasting or otherwise now known or herein after developed without the previous express consent by the copyright owner, except for reproduction in daily press and regular printed publications on sale to the public within 60 days of the event related to those data/results and always provided that copyright symbol appears together as follows below.
 © DORNA, 2024



5513 m.

RED BULL GRAND PRIX OF THE AMERICAS

Race

Analysis by Lap

35

Num Lap Time Gap

Lap	Num	Lap Time	Gap	Num	Lap Time	Gap	Num	Lap Time	Gap	Num	Lap Time	Gap
Lap 1	80	2'15.646		82	2'16.067	41.479	64	2'16.151	10.748	Lap 11		
	18	2'16.397	0.751	48	2'18.045	53.843	78	2'15.862	13.638	80	2'15.486	
	96	2'16.573	0.927	58	2'18.631	1'01.510	12	2'15.583	13.979	36	2'17.018	4.771
	95	2'17.143	1.497	Lap 6			10	2'16.249	15.099	6	2'17.996	5.567
	72	2'17.697	2.051	80	2'15.392		55	2'17.223	17.211	18	2'16.487	17.914
	36	2'17.810	2.164	95	2'15.115	4.501	18	2'16.814	17.975	24	2'16.583	12.428
	31	2'18.276	2.630	6	2'14.986	4.735	31	2'16.667	18.051	64	2'16.355	12.503
	58	2'18.565	2.919	96	2'15.917	4.975	7	2'16.591	26.317	66	2'15.719	13.625
	6	2'18.873	3.227	36	2'15.550	5.123	70	2'18.392	29.767	12	2'16.352	15.996
	66	2'19.410	3.764	66	2'15.399	5.321	54	2'17.302	30.204	78	2'16.222	16.091
	85	2'19.626	3.980	64	2'16.049	8.908	82	2'15.817	43.966	31	2'16.114	21.022
	19	2'19.704	4.058	24	2'15.966	9.093	48	2'17.881	1'00.394	18	2'16.084	21.259
	24	2'19.789	4.143	78	2'17.042	13.006	58	2'17.900	1'08.549	85	2'16.204	21.788
	64	2'20.215	4.569	12	2'16.675	13.322	Lap 9			10	2'16.330	22.419
	12	2'20.426	4.780	10	2'16.777	13.788	80	2'15.576		55	2'16.861	22.810
	55	2'20.650	5.004	55	2'16.840	14.388	95	2'15.074	2.902	7	2'16.751	30.025
10	2'20.743	5.097	85	2'18.022	15.419	96	2'14.866	3.087	54	2'17.340	36.160	
54	2'21.034	5.388	18	2'16.743	16.476	6	2'15.229	3.237	70	2'18.167	38.469	
78	2'21.172	5.526	31	2'20.388	16.491	36	2'15.035	3.429	95	2'57.217	44.317	
70	2'21.616	5.970	7	2'17.243	24.119	66	2'15.038	3.824	82	2'16.076	45.467	
7	2'27.754	12.108	70	2'18.701	24.670	64	2'16.169	10.677	48	2'23.818	1'14.377	
48	2'49.259	33.613	54	2'21.172	26.211	78	2'16.194	14.256	58	2'17.686	1'15.084	
82	2'50.404	34.758	82	2'17.128	43.215	12	2'16.086	14.489	Lap 12			
Lap 2			48	2'17.248	55.699	10	2'17.937	17.460	80	2'15.507		
80	2'14.977		58	2'17.982	1'04.100	31	2'16.596	19.071	36	2'16.887	6.151	
36	2'15.293	2.480	19	3'23.771	1'17.347	18	2'16.959	19.297	96	2'16.130	6.290	
72	2'15.578	2.652	Lap 7			55	2'17.816	19.451	6	2'16.412	6.472	
96	2'16.841	2.791	80	2'15.751		85	2'17.162	19.561	24	2'16.426	13.347	
31	2'15.508	3.161	95	2'15.007	3.757	7	2'16.874	27.615	64	2'16.456	13.452	
95	2'16.792	3.312	6	2'14.906	3.890	54	2'17.942	32.570	66	2'15.825	13.943	
66	2'15.115	3.902	96	2'14.993	4.217	70	2'19.061	33.252	12	2'17.147	17.636	
6	2'15.832	4.082	36	2'15.007	4.379	82	2'16.037	44.427	78	2'17.184	17.768	
24	2'16.171	5.337	66	2'15.181	4.751	48	2'18.089	1'02.907	31	2'15.924	21.439	
58	2'17.566	5.508	24	2'16.340	9.682	58	2'17.634	1'10.607	18	2'16.002	21.754	
64	2'16.061	5.653	64	2'16.870	10.027	Lap 10			85	2'16.551	22.832	
18	2'20.112	5.886	78	2'15.951	13.206	80	2'15.558		10	2'16.188	23.100	
12	2'16.284	6.087	12	2'16.255	13.826	95	2'15.242	2.586	55	2'17.101	24.404	
19	2'17.177	6.258	10	2'16.243	14.280	96	2'15.197	2.726	7	2'17.268	31.786	
78	2'15.863	6.412	55	2'16.781	15.418	6	2'15.378	3.057	54	2'17.496	38.149	
85	2'17.968	6.971	85	2'16.923	16.591	36	2'15.368	3.239	70	2'18.188	41.150	
10	2'16.982	7.102	31	2'16.074	16.814	24	2'16.212	11.331	82	2'16.736	46.696	
55	2'17.428	7.455	18	2'16.132	16.857	64	2'16.155	11.634	58	2'18.034	1'17.611	
54	2'20.769	11.180	7	2'16.788	25.156	66	2'25.126	13.392	Lap 13			
70	2'20.474	11.467	70	2'17.886	26.805	12	2'16.199	15.130	80	2'16.376		
7	2'16.835	13.966	54	2'17.872	28.332	78	2'16.657	15.355	96	2'16.425	6.339	
82	2'16.918	36.699	82	2'16.115	43.579	31	2'16.881	20.394	36	2'16.877	6.652	
48	2'27.341	45.977	48	2'17.995	57.943	18	2'16.922	20.661	6	2'16.700	6.796	
Lap 3			58	2'17.730	1'06.079	64	2'16.922	20.661	64	2'17.229	14.305	
80	2'15.005		19	2'17.673	1'19.269	85	2'17.067	21.070	24	2'17.606	14.577	
96	2'15.404	3.190	Lap 8			55	2'17.542	21.435	66	2'17.196	14.763	
72	2'15.789	3.436	80	2'15.430		10	2'19.673	21.575	12	2'18.005	19.265	
36	2'16.038	3.513	95	2'15.077	3.404	7	2'16.703	28.760	78	2'17.957	19.349	
95	2'15.618	3.925	6	2'15.124	3.584	54	2'17.294	34.306	31	2'15.925	20.988	
66	2'15.230	4.127	96	2'15.010	3.797	70	2'18.094	35.788	18	2'15.789	21.167	
6	2'15.241	4.318	36	2'15.021	3.970	82	2'16.008	44.877	85	2'16.652	23.108	
24	2'15.915	6.247	66	2'15.041	4.362	48	2'18.696	1'06.045	10	2'16.585	23.309	
Lap 4			24	2'15.832	10.084	58	2'17.835	1'12.884	55	2'17.864	25.892	
80	2'14.948		Lap 5			Lap 9						
96	2'15.950	4.192	80	2'15.231		80	2'15.576					
36	2'15.780	4.345	96	2'15.489	4.450	95	2'15.074	2.902				
95	2'15.581	4.558	95	2'15.451	4.778	96	2'14.866	3.087				
66	2'15.947	5.126	36	2'15.851	4.965	6	2'15.229	3.237				
6	2'15.977	5.347	6	2'15.025	5.141	36	2'15.035	3.429				
64	2'15.911	7.290	66	2'15.419	5.314	66	2'15.038	3.824				
24	2'16.226	7.525	64	2'16.192	8.251	24	2'16.169	10.677				
31	2'15.788	7.902	24	2'16.225	8.519	64	2'15.865	11.037				
19	2'15.788	8.170	19	2'16.029	8.968	78	2'16.194	14.256				
10	2'16.491	10.175	78	2'15.915	11.356	12	2'16.086	14.489				
78	2'18.609	10.672	31	2'18.824	11.495	10	2'17.937	17.460				
85	2'16.992	10.915	12	2'16.193	12.039	31	2'16.596	19.071				
12	2'15.877	11.077	10	2'17.459	12.403	18	2'16.959	19.297				
18	2'15.588	11.228	85	2'17.105	12.789	55	2'17.816	19.451				
55	2'17.436	11.639	36	2'15.532	12.940	85	2'17.162	19.561				
54	2'18.532	17.855	18	2'19.128	15.125	7	2'16.874	27.615				
70	2'18.956	18.757	54	2'17.807	20.431	54	2'17.942	32.570				
7	2'19.676	20.582	70	2'17.835	21.361	70	2'19.061	33.252				
82	2'17.693	40.643	7	2'16.917	22.268	82	2'16.037	44.427				
48	2'17.666	51.029										
58	3'02.626	58.110										

Lapped rider

These data/results cannot be reproduced, stored and/or transmitted in whole or in part by any manner of electronic, mechanical, photocopying, recording, broadcasting or otherwise now known or herein after developed without the previous express consent by the copyright owner, except for reproduction in daily press and regular printed publications on sale to the public within 60 days of the event related to those data/results and always provided that copyright symbol appears together as follows below.

© DORNA, 2024



Num Lap Time Gap

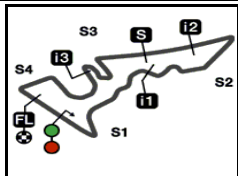
7	2'17.282	32.692
54	2'17.514	39.287
70	2'19.252	44.026
82	2'16.173	46.493
58	2'18.041	1'19.276

Lap 14

80	2'17.544	
96	2'16.368	5.163
36	2'16.068	5.176
6	2'16.424	5.676
64	2'16.524	13.285
24	2'16.697	13.730
66	2'16.744	13.963
12	2'17.405	19.126
78	2'17.520	19.325
18	2'17.034	20.657
31	2'17.245	20.689
10	2'17.020	22.785
85	2'17.305	22.869
55	2'19.227	27.575
7	2'16.999	32.147
54	2'17.210	38.953
70	2'18.442	44.924
82	2'16.126	45.075
58	2'18.020	1'19.752

Lapped rider

These data/results cannot be reproduced, stored and/or transmitted in whole or in part by any manner of electronic, mechanical, photocopying, recording, broadcasting or otherwise now known or herein after developed without the previous express consent by the copyright owner, except for reproduction in daily press and regular printed publications on sale to the public within 60 days of the event related to those data/results and always provided that copyright symbol appears together as follows below.
© DORNA, 2024



5513 m.

RED BULL GRAND PRIX OF THE AMERICAS

2024 Rookie of the Year Classification

36

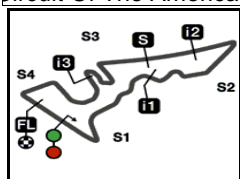
Rider	Nation	Points	Leader	Previous	QAT	POR	AME	SPA	FRA	CAT	ITA	KAZ	NED	GER	GBR	AUT	ARA	RSM	IND	INA	JPN	AUS	THA	MAL	VAL
1 PIQUERAS Angel	SPA	20			4	-	16																		
2 ESTEBAN Joel	SPA	20	0	0	5	8	7																		
3 ROULSTONE Jacob	AUS	19	1	1	6	5	8																		
4 ZURUTUZA Xabi	SPA	3	17	16	-	-	3																		
5 DETTWILER Noah	SWI	2	18	1	-	-	2																		
6 LUNETTA Luca	ITA	1	19	1	1	-	-																		

These data/results cannot be reproduced, stored and/or transmitted in whole or in part by any manner of electronic, mechanical, photocopying, recording, broadcasting or otherwise now known or herein after developed without the previous express consent by the copyright owner, except for reproduction in daily press and regular printed publications on sale to the public within 60 days of the event related to those data/results and always provided that copyright symbol appears together as follows below.
© DORNA, 2024

Official MotoGP Timing by 
www.motogp.com

Austin, Sunday, April 14, 2024





5513 m.

After the **RED BULL GRAND PRIX OF THE AMERICAS****Moto3™****2024 Riders Performance**

(Qualifying Position - Starting Position - Race Position)

37

Rider	Points	QAT	POR	AME	SPA	FRA	CAT	ITA	KAZ	NED	GER	GBR	AUT	ARA	RSM	IND	INA	JPN	AUS	THA	MAL	
1 HOLGADO Daniel	65	1	4	3																		
		1-2	4-1	2-2	-	-	-	-	-	-	-	-	-	-	-	-	-	-	-	-	-	-
2 ALONSO David	63	8	3	1																		
		8-1	3-4	1-1	-	-	-	-	-	-	-	-	-	-	-	-	-	-	-	-	-	-
3 KELSO Joel	28	6	2	5																		
		6-8	2-5	4-7	-	-	-	-	-	-	-	-	-	-	-	-	-	-	-	-	-	-
4 ORTOLA Ivan	23	2	7	14																		
		2-9	7-3	13-NC	-	-	-	-	-	-	-	-	-	-	-	-	-	-	-	-	-	-
5 SUZUKI Tatsuki	22	19	20	16																		
		19-7	20-13	15-6	-	-	-	-	-	-	-	-	-	-	-	-	-	-	-	-	-	-
6 VEIJER Collin	21	10	6	4																		
		10-5	6-6	3-NC	-	-	-	-	-	-	-	-	-	-	-	-	-	-	-	-	-	-
7 RUEDA Jose Antonio	20	3	1	2																		
		3-NC	1-2	-NS	-	-	-	-	-	-	-	-	-	-	-	-	-	-	-	-	-	-
8 PIQUERAS Angel	20	12	19	18																		
		12-12	19-NC	17-3	-	-	-	-	-	-	-	-	-	-	-	-	-	-	-	-	-	-
9 ESTEBAN Joel	20	23	11	17																		
		23-11	11-8	16-9	-	-	-	-	-	-	-	-	-	-	-	-	-	-	-	-	-	-
10 NEPA Stefano	19	16	10	9																		
		16-6	10-7	8-18	-	-	-	-	-	-	-	-	-	-	-	-	-	-	-	-	-	-
11 ROULSTONE Jacob	19	17	14	6																		
		17-10	14-11	5-8	-	-	-	-	-	-	-	-	-	-	-	-	-	-	-	-	-	-
12 MUÑOZ David	18	13	13	8																		
		26-16	13-9	7-5	-	-	-	-	-	-	-	-	-	-	-	-	-	-	-	-	-	-
13 FURUSATO Taiyo	16	18	21	10																		
		18-3	21-18	9-NC	-	-	-	-	-	-	-	-	-	-	-	-	-	-	-	-	-	-

NC=Not classified NL=Not finished first lap NP=Not started race re-start N2=Not finished first lap race re-start EX=Excluded NS=Not Started DS=Disqualified

These data/results cannot be reproduced, stored and/or transmitted in whole or in part by any manner of electronic, mechanical, photocopying, recording, broadcasting or otherwise now known or herein after developed without the previous express consent by the copyright owner, except for reproduction in daily press and regular printed publications on sale to the public within 60 days of the event related to those data/results and always provided that copyright symbol appears together as follows below.
© DORNA, 2024

Official MotoGP Timing by **TISSOT**
www.motogp.com



Austin, Sunday, April 14, 2024

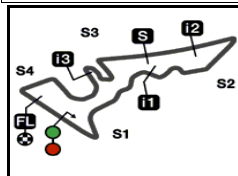
Rider	Points	QAT	POR	AME	SPA	FRA	CAT	ITA	KAZ	NED	GER	GBR	AUT	ARA	RSM	IND	INA	JPN	AUS	THA	MAL
14 ROSSI Riccardo	13	7	5	21																	
		7-4	5-NC	20-16	-	-	-	-	-	-	-	-	-	-	-	-	-	-	-	-	-
15 YAMANAKA Ryusei	13	15	17	24																	
		15-NC	17-NC	23-4	-	-	-	-	-	-	-	-	-	-	-	-	-	-	-	-	-
16 FERNANDEZ Adrian	11	4	15	12																	
		4-NC	15-10	11-11	-	-	-	-	-	-	-	-	-	-	-	-	-	-	-	-	-
17 BERTELLE Matteo	10	5	12	7																	
		5-NC	12-12	6-10	-	-	-	-	-	-	-	-	-	-	-	-	-	-	-	-	-
18 CARRARO Nicola	6	22	16	20																	
		22-14	16-16	19-12	-	-	-	-	-	-	-	-	-	-	-	-	-	-	-	-	-
19 OGDEN Scott	4	20	9	15																	
		20-13	9-15	14-DS	-	-	-	-	-	-	-	-	-	-	-	-	-	-	-	-	-
20 ZURUTUZA Xabi	3			23																	
		-	-	22-13	-	-	-	-	-	-	-	-	-	-	-	-	-	-	-	-	-
21 DETTWILER Noah	2	25	26	22																	
		25-17	26-20	21-14	-	-	-	-	-	-	-	-	-	-	-	-	-	-	-	-	-
22 PEREZ Vicente	2	9	18																		
		9-NC	18-14	-	-	-	-	-	-	-	-	-	-	-	-	-	-	-	-	-	-
23 FARIOLI Filippo	1	11	8	13																	
		11-NC	8-17	12-15	-	-	-	-	-	-	-	-	-	-	-	-	-	-	-	-	-
24 LUNETTA Luca	1	14	25	11																	
		14-15	25-23	10-19	-	-	-	-	-	-	-	-	-	-	-	-	-	-	-	-	-
25 WHATLEY Joshua	0	21	22	19																	
		21-18	22-19	18-17	-	-	-	-	-	-	-	-	-	-	-	-	-	-	-	-	-
26 BUASRI Tatchakorn	0	24	23	26																	
		24-19	23-21	-NS	-	-	-	-	-	-	-	-	-	-	-	-	-	-	-	-	-
27 AL SAHOUTI Hamad	0		24																		
		-	24-22	-	-	-	-	-	-	-	-	-	-	-	-	-	-	-	-	-	-

NC=Not classified NL=Not finished first lap NP=Not started race re-start N2=Not finished first lap race re-start EX=Excluded NS=Not Started DS=Disqualified

These data/results cannot be reproduced, stored and/or transmitted in whole or in part by any manner of electronic, mechanical, photocopying, recording, broadcasting or otherwise now known or herein after developed without the previous express consent by the copyright owner, except for reproduction in daily press and regular printed publications on sale to the public within 60 days of the event related to those data/results and always provided that copyright symbol appears together as follows below.
© DORNA, 2024

Official MotoGP Timing by TISSOT
www.motogp.com





5513 m.

RED BULL GRAND PRIX OF THE AMERICAS

Official Starting Grid

Race : 14 laps = 77.182 km



1	3 2'14.574 95 Collin VEIJER Husqvarna	2 2'14.487 96 Daniel HOLGADO GASGAS	1 2'14.292 80 David ALONSO CFMOTO
2	6 2'14.918 18 Matteo BERTELLE Honda	5 2'14.869 12 Jacob ROULSTONE GASGAS	4 2'14.800 66 Joel KELSO KTM
3	9 2'15.192 72 Taiyo FURUSATO Honda	8 2'15.164 82 Stefano NEPA KTM	7 2'15.015 64 David MUÑOZ KTM
4	12 2'15.282 7 Filippo FARIOLI Honda	11 2'15.271 31 Adrian FERNANDEZ Honda	10 2'15.223 58 Luca LUNETTA Honda
5	15 2'15.738 24 Tatsuki SUZUKI Husqvarna	14 2'15.460 19 Scott OGDEN Honda	13 2'15.433 48 Ivan ORTOLA KTM
6	18 2'16.877 70 Joshua WHATLEY Honda	17 2'14.713 36 Angel PIQUERAS Honda	16 2'16.232 78 Joel ESTEBAN CFMOTO
7	21 2'17.563 55 Noah DETTWILER KTM	20 2'17.200 54 Riccardo ROSSI KTM	19 2'17.052 10 Nicola CARRARO KTM
8		23 2'20.595 6 Ryusei YAMANAKA KTM	22 2'17.818 85 Xabi ZURUTUZA KTM

The results are provisional until the end of the limit for protest and appeals and until the ratification of the Event Management Committee.

Time limit for protest expires 60' at the latest after publication of the results - Time:

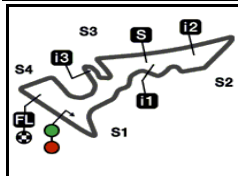
These data/results cannot be reproduced, stored and/or transmitted in whole or in part by any manner of electronic, mechanical, photocopying, recording, broadcasting or otherwise now known or herein after developed without the previous express consent by the copyright owner, except for reproduction in daily press and regular printed publications on sale to the public within 60 days of the event related to those data/results and always provided that copyright symbol appears together as follows below.

© DORNA, 2024

Official MotoGP Timing by TISSOT
www.motogp.com

Austin, Sunday, April 14, 2024





5513 m.

RED BULL GRAND PRIX OF THE AMERICAS

Race

Top Speed & Average



Rider	Nation	Motorcycle	Top 5 speeds					Average	Top
78 Joel ESTEBAN	SPA	CFMOTO	241.6	237.8	235.8	234.7	234.7	236.9	241.6
6 Ryusei YAMANAKA	JPN	KTM	240.0	239.4	239.4	238.9	236.3	238.8	240.0
48 Ivan ORTOLA	SPA	KTM	240.0	228.3	228.3	228.3	228.3	230.6	240.0
66 Joel KELSO	AUS	KTM	239.4	238.4	237.3	234.7	234.7	236.9	239.4
12 Jacob ROULSTONE	AUS	GASGAS	238.9	238.9	236.8	234.7	232.7	235.3	238.9
10 Nicola CARRARO	ITA	KTM	238.4	237.3	235.2	234.2	233.7	235.2	238.4
95 Collin VEIJER	NED	HUSQVARNA	238.4	236.8	236.3	236.3	230.2	235.6	238.4
96 Daniel HOLGADO	SPA	GASGAS	238.4	236.3	234.2	233.2	232.7	235.0	238.4
55 Noah DETTWILER	SWI	KTM	237.8	237.8	237.3	236.3	236.3	237.1	237.8
31 Adrian FERNANDEZ	SPA	HONDA	237.3	235.8	235.2	233.7	233.7	235.1	237.3
82 Stefano NEPA	ITA	KTM	237.3	228.8	228.3	228.3	227.8	230.1	237.3
36 Angel PIQUERAS	SPA	HONDA	236.8	235.8	235.2	235.2	234.2	235.4	236.8
72 Taiyo FURUSATO	JPN	HONDA	236.3	234.7	232.7	231.7		233.9	236.3
24 Tatsuki SUZUKI	JPN	HUSQVARNA	235.8	234.2	233.7	233.2	233.2	233.9	235.8
54 Riccardo ROSSI	ITA	KTM	235.8	234.7	227.3	227.3	226.8	229.4	235.8
85 Xabi ZURUTUZA	SPA	KTM	235.8	235.8	234.2	234.2	234.2	234.8	235.8
58 Luca LUNETTA	ITA	HONDA	235.2	234.2	234.2	228.3	228.3	231.0	235.2
64 David MUÑOZ	SPA	KTM	235.2	234.7	232.7	230.7	229.7	232.1	235.2
19 Scott OGDEN	GBR	HONDA	234.7	234.2	233.2	233.2	231.7	233.4	234.7
18 Matteo BERTELLE	ITA	HONDA	233.2	232.7	232.7	231.7	231.7	232.3	233.2
70 Joshua WHATLEY	GBR	HONDA	231.7	230.7	230.7	229.2	226.4	229.7	231.7
80 David ALONSO	COL	CFMOTO	230.2	230.2	230.2	229.7	229.7	229.9	230.2
7 Filippo FARIOLI	ITA	HONDA	229.2	227.3	226.4	226.4	225.4	226.7	229.2

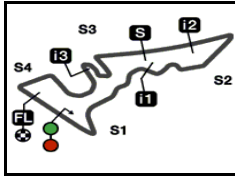
These data/results cannot be reproduced, stored and/or transmitted in whole or in part by any manner of electronic, mechanical, photocopying, recording, broadcasting or otherwise now known or herein after developed without the previous express consent by the copyright owner, except for reproduction in daily press and regular printed publications on sale to the public within 60 days of the event related to those data/results and always provided that copyright symbol appears together as follows below.

© DORNA, 2024

Official MotoGP Timing by TISSOT
www.motogp.com



Austin, Sunday, April 14, 2024




5513 m.

RED BULL GRAND PRIX OF THE AMERICAS

Race

Fastest Laps Sequence

Lap	Race Time	 Rider	Nation	Motorcycle	Time	Km/h	Riders's Lap
2	4'30.623	80 David ALONSO	COL	CFMOTO	2'14.977	147.0	2
4	9'00.576	80 David ALONSO	COL	CFMOTO	2'14.948	147.0	4
7	15'50.840	6 Ryusei YAMANAKA	JPN	KTM	2'14.906	147.1	7
9	20'21.043	96 Daniel HOLGADO	SPA	GASGAS	2'14.866	147.1	9

These data/results cannot be reproduced, stored and/or transmitted in whole or in part by any manner of electronic, mechanical, photocopying, recording, broadcasting or otherwise now known or herein after developed without the previous express consent by the copyright owner, except for reproduction in daily press and regular printed publications on sale to the public within 60 days of the event related to those data/results and always provided that copyright symbol appears together as follows below.

© DORNA, 2024

Official MotoGP Timing by TISSOT
www.motogp.com

Austin, Sunday, April 14, 2024

