


5380 m.

QATAR AIRWAYS GRAND PRIX OF QATAR**Warm Up****Classification****25**

	Rider	Nation	Team	Motorcycle	Time	Lap Total	Gap	Top Speed
1	12 Maverick VIÑALES	SPA	Aprilia Racing	APRILIA	1'53.346	5 6		354.0
2	5 Johann ZARCO	FRA	Prima Pramac Racing	DUCATI	1'53.582	4 5	0.236 0.236	354.0
3	20 Fabio QUARTARARO	FRA	Monster Energy Yamaha MotoGP	YAMAHA	1'53.687	4 6	0.341 0.105	354.0
4	73 Alex MARQUEZ	SPA	Gresini Racing MotoGP	DUCATI	1'53.805	5 5	0.459 0.118	345.0
5	33 Brad BINDER	RSA	Red Bull KTM Factory Racing	KTM	1'53.873	6 6	0.527 0.068	350.6
6	43 Jack MILLER	AUS	Red Bull KTM Factory Racing	KTM	1'53.877	4 6	0.531 0.004	351.7
7	93 Marc MARQUEZ	SPA	Repsol Honda Team	HONDA	1'53.960	3 6	0.614 0.083	345.0
8	21 Franco MORBIDELLI	ITA	Monster Energy Yamaha MotoGP	YAMAHA	1'54.011	4 6	0.665 0.051	349.5
9	1 Franco Bagnaia	ITA	Ducati Lenovo Team	DUCATI	1'54.054	5 6	0.708 0.043	355.2
10	72 Marco BEZZECCHI	ITA	Mooney VR46 Racing Team	DUCATI	1'54.110	4 6	0.764 0.056	352.2
11	25 Raul FERNANDEZ	SPA	CryptoDATA RNF MotoGP Team	APRILIA	1'54.177	5 5	0.831 0.067	345.0
12	49 Fabio DI GIANNANTONIO	ITA	Gresini Racing MotoGP	DUCATI	1'54.182	4 5	0.836 0.005	347.2
13	37 Augusto FERNANDEZ	SPA	GASGAS Factory Racing Tech3	KTM	1'54.307	6 6	0.961 0.125	346.1
14	36 Joan MIR	SPA	Repsol Honda Team	HONDA	1'54.349	5 5	1.003 0.042	349.5
15	41 Aleix ESPARGARO	SPA	Aprilia Racing	APRILIA	1'54.414	5 5	1.068 0.065	347.2
16	89 Jorge MARTIN	SPA	Prima Pramac Racing	DUCATI	1'54.492	4 5	1.146 0.078	348.3
17	30 Takaaki NAKAGAMI	JPN	LCR Honda IDEMITSU	HONDA	1'54.684	4 6	1.338 0.192	346.1
18	44 Po ESPARGARO	SPA	GASGAS Factory Racing Tech3	KTM	1'54.885	5 5	1.539 0.201	348.3
19	23 Enea BASTIANINI	ITA	Ducati Lenovo Team	DUCATI	1'55.071	3 5	1.725 0.186	352.9
20	10 Luca MARINI	ITA	Mooney VR46 Racing Team	DUCATI	1'55.210	5 6	1.864 0.139	352.9
21	27 Iker LECUONA	SPA	LCR Honda CASTROL	HONDA	1'55.258	5 6	1.912 0.048	346.1
Not classified								
	88 Miguel OLIVEIRA	POR	CryptoDATA RNF MotoGP Team	APRILIA				

Practice condition: Dry**Air: 27°****Humidity: 53%****Ground: 37°**

Fastest Lap:	Lap: 5	Maverick VIÑALES	1'53.346	170.8 Km/h
Best Race Lap:	2022	Enea BASTIANINI	1'54.338	169.3 Km/h
All Time Lap Record:	2023	Luca MARINI	1'51.762	173.2 Km/h

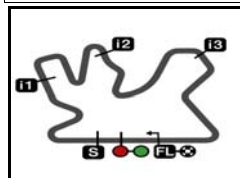
The results are provisional until the end of the limit for protest and appeals.

Time limit for protest expires 60' after publication of the results - Time:

These data/results cannot be reproduced, stored and/or transmitted in whole or in part by any manner of electronic, mechanical, photocopying, recording, broadcasting or otherwise now known or herein after developed without the previous express consent by the copyright owner, except for reproduction in daily press and regular printed publications on sale to the public within 60 days of the event related to those data/results and always provided that copyright symbol appears together as follows below.

© DORNA, 2023

Official MotoGP Timing by TISSOT
www.motogp.com**Doha, Sunday, November 19, 2023**



5380 m.

QATAR AIRWAYS GRAND PRIX OF QATAR**Warm Up****Top Speed & Average****26**

Rider	Nation	Motorcycle	Top 5 speeds					Average	Top
1 Francesco BAGNAIA	ITA	DUCATI	355.2	355.2	352.9	350.6	348.3	352.4	355.2
72 Marco BEZZECCHI	ITA	DUCATI	355.2	350.6	347.2	346.1	345.0	348.8	355.2
5 Johann ZARCO	FRA	DUCATI	354.0	354.0	352.9	350.6		352.9	354.0
12 Maverick VIÑALES	SPA	APRILIA	354.0	350.6	349.5	348.3	347.2	349.9	354.0
20 Fabio QUARTARARO	FRA	YAMAHA	354.0	349.5	346.1	346.1	345.0	348.1	354.0
10 Luca MARINI	ITA	DUCATI	352.9	350.6	350.6	349.5	346.1	349.9	352.9
23 Enea BASTIANINI	ITA	DUCATI	352.9	351.7	351.7			352.1	352.9
43 Jack MILLER	AUS	KTM	351.7	348.3	346.1	346.1	345.0	347.4	351.7
33 Brad BINDER	RSA	KTM	350.6	350.6	349.5	349.5	341.7	348.4	350.6
21 Franco MORBIDELLI	ITA	YAMAHA	349.5	349.5	348.3	347.2	337.5	346.4	349.5
36 Joan MIR	SPA	HONDA	349.5	349.5	348.3	346.1		348.4	349.5
44 Pol ESPARGARO	SPA	KTM	348.3	346.1	345.0	343.9		345.8	348.3
89 Jorge MARTIN	SPA	DUCATI	348.3	346.1	346.1	346.1		346.7	348.3
41 Aleix ESPARGARO	SPA	APRILIA	347.2	345.0	345.0	343.9		345.3	347.2
49 Fabio DI GIANNANTONIO	ITA	DUCATI	347.2	347.2	346.1	346.1		346.7	347.2
27 Iker LECUONA	SPA	HONDA	346.1	345.0	342.8	342.8	342.8	343.9	346.1
30 Takaaki NAKAGAMI	JPN	HONDA	346.1	343.9	341.7	341.7	340.6	342.8	346.1
37 Augusto FERNANDEZ	SPA	KTM	346.1	342.8	342.8	342.8	341.7	343.2	346.1
25 Raul FERNANDEZ	SPA	APRILIA	345.0	342.8	341.7	340.6		342.5	345.0
73 Alex MARQUEZ	SPA	DUCATI	345.0	343.9	342.8			343.9	345.0
93 Marc MARQUEZ	SPA	HONDA	345.0	341.7	341.7	341.7	341.7	342.4	345.0

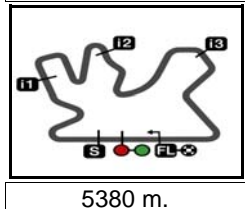
These data/results cannot be reproduced, stored and/or transmitted in whole or in part by any manner of electronic, mechanical, photocopying, recording, broadcasting or otherwise now known or herein after developed without the previous express consent by the copyright owner, except for reproduction in daily press and regular printed publications on sale to the public within 60 days of the event related to those data/results and always provided that copyright symbol appears together as follows below.

© DORNA, 2023

Official MotoGP Timing by **TISSOT**
www.motogp.com



Doha, Sunday, November 19, 2023



QATAR AIRWAYS GRAND PRIX OF QATAR
Warm Up
Chronological Analysis of Performances

27

* Lap / Sector time cancelled **T1** Time from finish line to 1st intermed. **T3** Time from 2nd intermed. to 3rd intermed.
P Crossing the finish line in pit lane **T2** Time from 1st intermed. to 2nd intermed. **T4** Time from 3rd intermediate to finish line
****Tyre data subject to further updates**

Lap	Lap Time	T1	T2	T3	T4	Speed	Lap	Lap Time	T1	T2	T3	T4	Speed	
1st	12	Maverick VIÑALES APRILIA SPA						5	1'53.805	28.106	30.552	27.248	27.899	345.0
		Aprilia Racing												
		Runs=1 Total laps=6 Full laps=5 Valid laps=5												
Run #	1	Front Tyre	Slick-Hard	Rear Tyre	Slick-Hard									
		3 Laps at start			New Tyre									
1	2'06.744	28.769	31.980	28.320	29.460									
2	1'55.413	28.572	30.915	27.711	28.215	349.5								
3	1'53.996	28.086	30.517	27.445	27.948	347.2								
4	1'56.277	29.241	30.587	27.222	29.227	350.6								
5	1'53.346	28.087	30.301	27.193	27.765	348.3								
6	1'54.405	28.250	30.893	27.403	27.859	354.0								
5th	33	Brad BINDER KTM RSA												
		Red Bull KTM Factory Racing												
		Runs=1 Total laps=6 Full laps=5 Valid laps=5												
Run #	1	Front Tyre	Slick-Hard	Rear Tyre	Slick-Hard									
		6 Laps at start			10 Laps at start									
1	2'03.016	29.199	32.729	28.708	28.827									
2	2'01.177	28.652	31.346	27.860	33.319	350.6								
3	1'54.765	28.725	30.702	27.454	27.884	341.7								
4	1'57.145	28.524	33.009	27.576	28.036	349.5								
5	1'54.009	28.074	30.577	27.459	27.899	350.6								
6	1'53.873	27.978	30.699	27.316	27.880	349.5								
2nd	5	Johann ZARCO DUCATI FRA												
		Prima Pramac Racing												
		Runs=1 Total laps=5 Full laps=4 Valid laps=4												
Run #	1	Front Tyre	Slick-Hard	Rear Tyre	Slick-Hard									
		6 Laps at start			8 Laps at start									
1	2'23.882	30.010	32.742	28.671	29.128									
2	1'54.682	28.261	30.802	27.427	28.192	350.6								
3	1'55.342	28.644	31.195	27.450	28.053	354.0								
4	1'53.582	27.863	30.513	27.306	27.900	352.9								
5	1'53.894	27.875	30.637	27.453	27.929	354.0								
6th	43	Jack MILLER KTM AUS												
		Red Bull KTM Factory Racing												
		Runs=1 Total laps=6 Full laps=5 Valid laps=5												
Run #	1	Front Tyre	Slick-Hard	Rear Tyre	Slick-Hard									
		New Tyre			New Tyre									
1	2'04.108	29.763	32.234	28.458	28.557									
2	1'56.395	29.128	31.015	27.823	28.429	351.7								
3	1'54.644	28.176	30.742	27.539	28.187	345.0								
4	1'53.877	27.970	30.590	27.438	27.879	348.3								
5	1'54.037	28.088	30.611	27.482	27.856	346.1								
6	1'54.327	28.075	30.668	27.431	28.153	346.1								
3rd	20	Fabio QUARTARARO YAMAHA FRA												
		Monster Energy Yamaha MotoGP												
		Runs=1 Total laps=6 Full laps=5 Valid laps=5												
Run #	1	Front Tyre	Slick-Hard	Rear Tyre	Slick-Hard									
		7 Laps at start			11 Laps at start									
1	2'01.415	29.454	32.638	28.862	28.501									
2	2'02.210	32.846	33.261	27.936	28.167	345.0								
3	1'54.157	28.307	30.542	27.415	27.893	346.1								
4	1'53.687	28.011	30.456	27.367	27.853	346.1								
5	1'54.244	28.306	30.487	27.408	28.043	349.5								
6	1'59.363	33.362	30.671	27.458	27.872	354.0								
7th	93	Marc MARQUEZ HONDA SPA												
		Repsol Honda Team												
		Runs=1 Total laps=6 Full laps=5 Valid laps=5												
Run #	1	Front Tyre	Slick-Hard	Rear Tyre	Slick-Hard									
		New Tyre			New Tyre									
1	2'05.004	28.749	32.480	28.235	28.439									
2	1'57.355	30.721	30.966	27.461	28.207	341.7								
3	1'53.960	28.265	30.571	27.266	27.858	341.7								
4	1'54.512	28.381	30.785	27.475	27.871	341.7								
5	1'57.861	31.168	31.426	27.298	27.969	341.7								
6	1'54.244	28.194	30.692	27.462	27.896	345.0								
4th	73	Alex MARQUEZ DUCATI SPA												
		Gresini Racing MotoGP												
		Runs=2 Total laps=5 Full laps=2 Valid laps=2												
Run #	1	Front Tyre	Slick-Hard	Rear Tyre	Slick-Soft									
		7 Laps at start			3 Laps at start									
1	2'02.564	30.370	32.638	28.781	28.793									
2	1'59.597 P	28.658	31.195	27.823	31.921	343.9								
Run #	2	Front Tyre	Slick-Hard	Rear Tyre	Slick-Hard									
		3 Laps at start			8 Laps at start									
3	2'37.424	28.680	31.939	28.113	28.387									
4	1'54.612	28.287	30.812	27.543	27.970	342.8								
8th	21	Franco MORBIDELLI YAMAHA ITA												
		Monster Energy Yamaha MotoGP												
		Runs=1 Total laps=6 Full laps=5 Valid laps=5												
Run #	1	Front Tyre	Slick-Hard	Rear Tyre	Slick-Hard									
		6 Laps at start			8 Laps at start									
1	2'08.533	29.207	32.534	28.693	28.511									
2	1'57.829	30.826	31.117	27.807	28.079	349.5								
3	1'54.031	28.133	30.479	27.511	27.908	347.2								
4	1'54.011	28.070	30.530	27.521	27.890	349.5								
Fastest Lap:	Maverick VIÑALES		Aprilia Racing		SPA	1'53.346	28.087	30.301	27.193	27.765				

These data/results cannot be reproduced, stored and/or transmitted in whole or in part by any manner of electronic, mechanical, photocopying, recording, broadcasting or otherwise now known or herein after developed without the previous express consent by the copyright owner, except for reproduction in daily press and regular printed publications on sale to the public within 60 days of the event related to those data/results and always provided that copyright symbol appears together as follows below.
 © DORNA, 2023



Warm Up

MotoGP

Lap	Lap Time	T1	T2	T3	T4	Speed	Lap	Lap Time	T1	T2	T3	T4	Speed
5	1'54.094	28.031	30.578	27.459	28.026	348.3	5	1'54.596	28.165	30.641	27.442	28.348	342.8
6	2'03.454	33.242	32.897	29.067	28.248	337.5	6	1'54.307	28.205	30.666	27.346	28.090	341.7
9th	1	Francesco BAGNAIA DUCATI ITA Ducati Lenovo Team					14th	36	Joan MIR HONDA SPA Repsol Honda Team				
		Runs=1	Total laps=6	Full laps=5	Valid laps=5				Runs=1	Total laps=5	Full laps=4	Valid laps=4	
<i>Run #</i>	<i>1</i>	<i>Front Tyre</i>	<i>Slick-Hard</i>	<i>Rear Tyre</i>	<i>Slick-Hard</i>		<i>Run #</i>	<i>1</i>	<i>Front Tyre</i>	<i>Slick-Hard</i>	<i>Rear Tyre</i>	<i>Slick-Hard</i>	
		7 Laps at start			New Tyre				3 Laps at start			New Tyre	
1	2'15.759	29.177	32.606	29.223	30.323		1	2'11.612	29.454	32.726	28.539	28.658	
2	1'58.337	31.684	31.060	27.708	27.885	348.3	2	2'01.834	34.728	31.095	27.841	28.170	346.1
3	1'54.436	28.161	30.737	27.495	28.043	355.2	3	1'54.987	28.564	30.842	27.519	28.062	349.5
4	1'57.347	31.487	30.659	27.330	27.871	355.2	4	1'58.325	30.529	32.131	27.554	28.111	348.3
5	1'54.054	28.079	30.509	27.466	28.000	352.9	5	1'54.349	28.126	30.718	27.521	27.984	349.5
6	1'54.084	28.358	30.464	27.327	27.935	350.6							
10th	72	Marco BEZZECCHI DUCATI ITA Mooney VR46 Racing Team					15th	41	Aleix ESPARGARO APRILIA SPA Aprilia Racing				
		Runs=1	Total laps=6	Full laps=5	Valid laps=5				Runs=1	Total laps=5	Full laps=4	Valid laps=4	
<i>Run #</i>	<i>1</i>	<i>Front Tyre</i>	<i>Slick-Hard</i>	<i>Rear Tyre</i>	<i>Slick-Hard</i>		<i>Run #</i>	<i>1</i>	<i>Front Tyre</i>	<i>Slick-Hard</i>	<i>Rear Tyre</i>	<i>Slick-Hard</i>	
		7 Laps at start			4 Laps at start				New Tyre			New Tyre	
1	2'03.601	30.642	32.749	28.569	28.724		1	2'43.655	27.712	31.994	28.593	29.215	
2	1'55.830	28.386	31.395	27.883	28.166	355.2	2	1'55.848	28.554	30.838	27.877	28.579	343.9
3	1'55.261	28.528	30.924	27.798	28.011	350.6	3	1'55.677	28.883	30.656	27.817	28.321	345.0
4	1'54.110	28.129	30.579	27.440	27.962	345.0	4	1'56.371	28.200	31.177	28.662	28.332	345.0
5	1'54.160	28.032	30.553	27.505	28.070	346.1	5	1'54.414	28.267	30.649	27.482	28.016	347.2
6	1'54.548	28.656	30.560	27.374	27.958	347.2							
11th	25	Raul FERNANDEZ APRILIA SPA CryptoDATA RNF MotoGP Team					16th	89	Jorge MARTIN DUCATI SPA Prima Pramac Racing				
		Runs=1	Total laps=5	Full laps=4	Valid laps=4				Runs=1	Total laps=5	Full laps=4	Valid laps=4	
<i>Run #</i>	<i>1</i>	<i>Front Tyre</i>	<i>Slick-Hard</i>	<i>Rear Tyre</i>	<i>Slick-Hard</i>		<i>Run #</i>	<i>1</i>	<i>Front Tyre</i>	<i>Slick-Hard</i>	<i>Rear Tyre</i>	<i>Slick-Hard</i>	
		6 Laps at start			10 Laps at start				7 Laps at start			11 Laps at start	
1	2'51.756	29.237	32.254	28.107	28.522		1	2'38.840	29.159	32.286	28.784	28.797	
2	1'55.221	28.693	31.012	27.573	27.943	340.6	2	2'01.632	31.911	33.478	28.042	28.201	346.1
3	1'55.223	28.206	31.472	27.475	28.070	341.7	3	1'55.844	28.105	30.777	27.739	29.223	348.3
4	1'54.360	28.178	30.887	27.295	28.000	342.8	4	1'54.492	28.062	30.712	27.649	28.069	346.1
5	1'54.177	28.138	30.612	27.365	28.062	345.0	5	1'54.908	28.604	30.705	27.585	28.014	346.1
12th	49	Fabio DI GIANNANTON DUCATI ITA Gresini Racing MotoGP					17th	30	Takaaki NAKAGAMI HONDA JPN LCR Honda IDEMITSU				
		Runs=1	Total laps=5	Full laps=4	Valid laps=4				Runs=1	Total laps=6	Full laps=5	Valid laps=5	
<i>Run #</i>	<i>1</i>	<i>Front Tyre</i>	<i>Slick-Hard</i>	<i>Rear Tyre</i>	<i>Slick-Hard</i>		<i>Run #</i>	<i>1</i>	<i>Front Tyre</i>	<i>Slick-Hard</i>	<i>Rear Tyre</i>	<i>Slick-Hard</i>	
		7 Laps at start			12 Laps at start				3 Laps at start			New Tyre	
1	2'19.289	29.561	32.563	28.544	28.612		1	2'11.895	30.606	33.142	28.695	28.617	
2	1'57.392	29.915	31.182	27.952	28.343	347.2	2	1'57.439	30.122	31.159	28.027	28.131	346.1
3	1'54.776	28.358	30.750	27.612	28.056	346.1	3	1'54.847	28.462	30.722	27.643	28.020	340.6
4	1'54.182	28.015	30.719	27.454	27.994	347.2	4	1'54.684	28.190	30.802	27.672	28.020	341.7
5	1'56.892	30.455	30.807	27.598	28.032	346.1	5	1'59.962	31.316	32.623	27.900	28.123	341.7
							6	1'54.973	28.281	30.722	27.628	28.342	343.9
13th	37	Augusto FERNANDEZ KTM SPA GASGAS Factory Racing Tech3					18th	44	Poi ESPARGARO KTM SPA GASGAS Factory Racing Tech3				
		Runs=1	Total laps=6	Full laps=5	Valid laps=5				Runs=1	Total laps=5	Full laps=4	Valid laps=4	
<i>Run #</i>	<i>1</i>	<i>Front Tyre</i>	<i>Slick-Hard</i>	<i>Rear Tyre</i>	<i>Slick-Hard</i>		<i>Run #</i>	<i>1</i>	<i>Front Tyre</i>	<i>Slick-Hard</i>	<i>Rear Tyre</i>	<i>Slick-Hard</i>	
		New Tyre		New Tyre				4 Laps at start			9 Laps at start		
1	2'16.773	29.348	32.213	28.818	31.058		1	2'20.207	29.935	34.108	28.757	28.735	
2	1'56.125	28.939	31.082	27.802	28.302	346.1	2	1'58.069	30.454	31.228	27.956	28.431	348.3
3	1'54.669	28.325	30.727	27.405	28.212	342.8	3	1'55.529	28.644	30.911	27.687	28.287	345.0
4	1'54.624	28.196	30.689	27.423	28.316	342.8	4	1'56.552	28.423	31.356	27.944	28.829	343.9
							5	1'54.885	28.248	30.733	27.669	28.235	346.1

Fastest Lap: Maverick VIÑALES Aprilia Racing SPA 1'53.346 28.087 30.301 27.193 27.765

These data/results cannot be reproduced, stored and/or transmitted in whole or in part by any manner of electronic, mechanical, photocopying, recording, broadcasting or otherwise now known or herein after developed without the previous express consent by the copyright owner, except for reproduction in daily press and regular printed publications on sale to the public within 60 days of the event related to those data/results and always provided that copyright symbol appears together as follows below.
© DORNA, 2023



Lap	Lap Time	T1	T2	T3	T4	Speed	Lap	Lap Time	T1	T2	T3	T4	Speed
-----	----------	----	----	----	----	-------	-----	----------	----	----	----	----	-------

19th	23	Enea BASTIANINI	DUCATI	ITA
Ducati Lenovo Team				
Runs=2		Total laps=5		Full laps=2 Valid laps=2

Run #	1	Front Tyre	Slick-Hard	Rear Tyre	Slick-Hard	New Tyre
7 Laps at start						
1	2'16.263	29.394	32.286	28.529	28.366	
2	1'57.448	30.617	31.033	27.681	28.117	351.7
3	1'55.071	29.014	30.671	27.434	27.952	352.9
4	1'54.947 P	28.034	30.620	27.511	28.782	351.7

Run #	2	Front Tyre	Slick-Hard	Rear Tyre	Slick-Hard	New Tyre
11 Laps at start						
12 Laps at start						
5	2'38.299	29.029	31.510	28.057	28.366	

20th	10	Luca MARINI	DUCATI	ITA
Mooney VR46 Racing Team				
Runs=1		Total laps=6		Full laps=5 Valid laps=5

Run #	1	Front Tyre	Slick-Hard	Rear Tyre	Slick-Hard	New Tyre
11 Laps at start						
1	2'03.373	28.570	32.521	28.565	28.664	
2	1'55.979	28.512	31.362	27.823	28.282	352.9
3	1'55.708	28.374	30.984	27.818	28.532	346.1
4	1'55.376	28.399	31.058	27.649	28.270	350.6
5	1'55.210	28.273	30.964	27.683	28.290	350.6
6	1'55.597	28.285	31.326	27.648	28.338	349.5

21st	27	Iker LECUONA	HONDA	SPA
LCR Honda CASTROL				
Runs=1		Total laps=6		Full laps=5 Valid laps=5

Run #	1	Front Tyre	Slick-Hard	Rear Tyre	Slick-Hard	New Tyre
12 Laps at start						
7 Laps at start						
1	2'13.808	30.103	33.864	29.349	28.932	
2	1'56.969	28.892	31.264	28.316	28.497	345.0
3	1'56.918	29.159	31.291	27.965	28.503	342.8
4	1'55.298	28.412	30.884	27.745	28.257	346.1
5	1'55.258	28.295	30.977	27.760	28.226	342.8
6	1'55.409	28.457	30.898	27.719	28.335	342.8

Fastest Lap:	Maverick VIÑALES	Aprilia Racing	SPA	1'53.346	28.087	30.301	27.193	27.765
---------------------	------------------	----------------	-----	-----------------	--------	--------	--------	--------

These data/results cannot be reproduced, stored and/or transmitted in whole or in part by any manner of electronic, mechanical, photocopying, recording, broadcasting or otherwise now known or herein after developed without the previous express consent by the copyright owner, except for reproduction in daily press and regular printed publications on sale to the public within 60 days of the event related to those data/results and always provided that copyright symbol appears together as follows below.

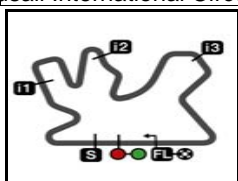
© DORNA, 2023

Official MotoGP Timing by **TISSOT**
www.motogp.com

Doha, Sunday, November 19, 2023

Page 3 of 3





5380 m.

QATAR AIRWAYS GRAND PRIX OF QATAR

Warm Up

Best Partial Times

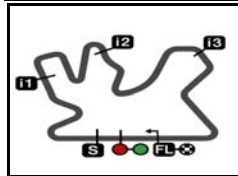
IT Ideal Lap Time, sum of the best partial times

BT Best Lap Time

T1		T2		T3		T4				<i>IT</i>	<i>BT</i>	
Pos	Rider	Time	Rider	Time	Rider	Time	Rider	Time	Pos	Rider		
1	J.ZARCO	27.863	M.VIÑALES	30.301	M.VIÑALES	27.193	M.VIÑALES	27.765	1	M.VIÑALES	1'53.345	1'53.346 (1)
2	J.MILLER	27.970	F.QUARTARARO	30.456	A.MARQUEZ	27.248	F.QUARTARARO	27.853	2	J.ZARCO	1'53.582	1'53.582 (2)
3	B.BINDER	27.978	F.BAGNAIA	30.464	M.MARQUEZ	27.266	J.MILLER	27.856	3	F.QUARTARARO	1'53.687	1'53.687 (3)
4	F.QUARTARARO	28.011	F.MORBIDELLI	30.479	R.FERNANDEZ	27.295	M.MARQUEZ	27.858	4	F.BAGNAIA	1'53.741	1'54.054 (9)
5	F.DI GIANNANTO	28.015	J.ZARCO	30.513	J.ZARCO	27.306	F.BAGNAIA	27.871	5	B.BINDER	1'53.751	1'53.873 (5)
6	F.MORBIDELLI	28.031	A.MARQUEZ	30.552	B.BINDER	27.316	B.BINDER	27.880	6	A.MARQUEZ	1'53.805	1'53.805 (4)
7	M.BEZZECCHI	28.032	M.BEZZECCHI	30.553	F.BAGNAIA	27.327	F.MORBIDELLI	27.890	7	J.MILLER	1'53.847	1'53.877 (6)
8	E.BASTIANINI	28.034	M.MARQUEZ	30.571	A.FERNANDEZ	27.346	A.MARQUEZ	27.899	8	F.MORBIDELLI	1'53.859	1'54.011 (8)
9	J.MARTIN	28.062	B.BINDER	30.577	F.QUARTARARO	27.367	J.ZARCO	27.900	9	M.MARQUEZ	1'53.889	1'53.960 (7)
10	F.BAGNAIA	28.079	J.MILLER	30.590	M.BEZZECCHI	27.374	R.FERNANDEZ	27.943	10	M.BEZZECCHI	1'53.917	1'54.110 (10)
11	M.VIÑALES	28.086	R.FERNANDEZ	30.612	J.MILLER	27.431	E.BASTIANINI	27.952	11	R.FERNANDEZ	1'53.988	1'54.177 (11)
12	A.MARQUEZ	28.106	E.BASTIANINI	30.620	E.BASTIANINI	27.434	M.BEZZECCHI	27.958	12	E.BASTIANINI	1'54.040	1'55.071 (19)
13	J.MIR	28.126	A.FERNANDEZ	30.641	F.DI GIANNANTO	27.454	J.MIR	27.984	13	F.DI GIANNANTO	1'54.182	1'54.182 (12)
14	R.FERNANDEZ	28.138	A.ESPARGARO	30.649	F.MORBIDELLI	27.459	F.DI GIANNANTO	27.994	14	A.FERNANDEZ	1'54.242	1'54.307 (13)
15	A.FERNANDEZ	28.165	J.MARTIN	30.705	A.ESPARGARO	27.482	J.MARTIN	28.014	15	J.MIR	1'54.347	1'54.349 (14)
16	T.NAKAGAMI	28.190	J.MIR	30.718	J.MIR	27.519	A.ESPARGARO	28.016	15	A.ESPARGARO	1'54.347	1'54.414 (15)
17	M.MARQUEZ	28.194	F.DI GIANNANTO	30.719	J.MARTIN	27.585	T.NAKAGAMI	28.020	17	J.MARTIN	1'54.366	1'54.492 (16)
18	A.ESPARGARO	28.200	T.NAKAGAMI	30.722	T.NAKAGAMI	27.628	A.FERNANDEZ	28.090	18	T.NAKAGAMI	1'54.560	1'54.684 (17)
19	P.ESPARGARO	28.248	P.ESPARGARO	30.733	L.MARINI	27.648	I.LECUONA	28.226	19	P.ESPARGARO	1'54.885	1'54.885 (18)
20	L.MARINI	28.273	I.LECUONA	30.884	P.ESPARGARO	27.669	P.ESPARGARO	28.235	20	I.LECUONA	1'55.124	1'55.258 (21)
21	I.LECUONA	28.295	L.MARINI	30.964	I.LECUONA	27.719	L.MARINI	28.270	21	L.MARINI	1'55.155	1'55.210 (20)

These data/results cannot be reproduced, stored and/or transmitted in whole or in part by any manner of electronic, mechanical, photocopying, recording, broadcasting or otherwise now known or herein after developed without the previous express consent by the copyright owner, except for reproduction in daily press and regular printed publications on sale to the public within 60 days of the event related to those data/results and always provided that copyright symbol appears together as follows below.
© DORNA, 2023





5380 m.

QATAR AIRWAYS GRAND PRIX OF QATAR**Warm Up****Fastest Laps Sequence**

<i>Practice Time</i>	 <i>Rider</i>	<i>Nation</i>	<i>Motorcycle</i>	<i>Time</i>	<i>Km/h</i>	<i>Rider's Lap</i>
3'59.352	10 Luca MARINI	ITA	DUCATI	1'55.979	166.9	2
3'59.431	72 Marco BEZZECCHI	ITA	DUCATI	1'55.830	167.2	2
4'02.157	12 Maverick VIÑALES	SPA	APRILIA	1'55.413	167.8	2
4'18.564	5 Johann ZARCO	FRA	DUCATI	1'54.682	168.8	2
5'55.147	43 Jack MILLER	AUS	KTM	1'54.644	168.9	3
5'56.153	12 Maverick VIÑALES	SPA	APRILIA	1'53.996	169.9	3
5'56.319	93 Marc MARQUEZ	SPA	HONDA	1'53.960	169.9	3
7'49.024	43 Jack MILLER	AUS	KTM	1'53.877	170.0	4
7'51.469	20 Fabio QUARTARARO	FRA	YAMAHA	1'53.687	170.3	4
8'07.488	5 Johann ZARCO	FRA	DUCATI	1'53.582	170.5	4
9'45.776	12 Maverick VIÑALES	SPA	APRILIA	1'53.346	170.8	5

These data/results cannot be reproduced, stored and/or transmitted in whole or in part by any manner of electronic, mechanical, photocopying, recording, broadcasting or otherwise now known or herein after developed without the previous express consent by the copyright owner, except for reproduction in daily press and regular printed publications on sale to the public within 60 days of the event related to those data/results and always provided that copyright symbol appears together as follows below.

© DORNA, 2023

Official MotoGP Timing by **TISSOT**
www.motogp.com

Doha, Sunday, November 19, 2023

