

5380 m.

QATAR AIRWAYS GRAND PRIX OF QATAR

Practice Nr. 3

Classification

10

		Rider	Nation	Team	Motorcycle	Time	Lap	Total	Gap	Top Speed	
1	53	Deniz ÖNCÜ	TUR	Red Bull KTM Ajo	KTM	2'05.843	11	11		231.2	
2	80	David ALONSO	COL	Gaviota GASGAS Aspar Team	GASGAS	2'06.049	10	10	0.206	0.206	232.7
3	96	Daniel HOLGADO	SPA	Red Bull KTM Tech3	KTM	2'06.067	9	10	0.224	0.018	236.3
4	71	Ayumu SASAKI	JPN	Liqui Moly Husqvarna Intact GP	HUSQVARNA	2'06.282	9	10	0.439	0.215	232.7
5	5	Jaume MASIA	SPA	Leopard Racing	HONDA	2'06.318	11	11	0.475	0.036	233.7
6	55	Romano FENATI	ITA	Rivacold Snipers Team	HONDA	2'06.570	4	11	0.727	0.252	235.2
7	21	Vicente PEREZ	SPA	BOE Motorsports	KTM	2'06.587	11	11	0.744	0.017	230.7
8	66	Joel KELSO	AUS	CFMOTO Racing PruestelGP	CFMOTO	2'06.635	10	11	0.792	0.048	229.2
9	95	Collin VEIJER	NED	Liqui Moly Husqvarna Intact GP	HUSQVARNA	2'06.689	12	12	0.846	0.054	237.3
10	10	Diogo MOREIRA	BRA	MT Helmets - MSI	KTM	2'06.703	11	11	0.860	0.014	232.2
11	48	Ivan ORTOLÁ	SPA	Angeluss MTA Team	KTM	2'06.718	12	12	0.875	0.015	233.2
12	43	Xavier ARTIGAS	SPA	CFMOTO Racing PruestelGP	CFMOTO	2'06.754	9	9	0.911	0.036	231.2
13	99	José Antonio RUEDA	SPA	Red Bull KTM Ajo	KTM	2'06.815	10	10	0.972	0.061	233.7
14	19	Scott OGDEN	GBR	VisionTrack Racing Team	HONDA	2'06.926	9	9	1.083	0.111	230.2
15	63	Syarifuddin AZMAN	MAL	MT Helmets - MSI	KTM	2'07.131	7	7	1.288	0.205	234.2
16	44	David MUÑOZ	SPA	BOE Motorsports	KTM	2'07.198	10	10	1.355	0.067	237.8
17	6	Ryusei YAMANAKA	JPN	Gaviota GASGAS Aspar Team	GASGAS	2'07.355	9	10	1.512	0.157	234.2
18	38	David SALVADOR	SPA	CIP Green Power	KTM	2'07.366	8	9	1.523	0.011	234.2
19	18	Matteo BERTELLE	ITA	Rivacold Snipers Team	HONDA	2'07.382	7	7	1.539	0.016	229.7
20	64	Mario AJI	INA	Honda Team Asia	HONDA	2'07.475	6	7	1.632	0.093	227.8
21	70	Joshua WHATLEY	GBR	VisionTrack Racing Team	HONDA	2'07.511	4	8	1.668	0.036	231.2
22	82	Stefano NEPA	ITA	Angeluss MTA Team	KTM	2'07.591	6	7	1.748	0.080	232.2
23	72	Taiyo FURUSATO	JPN	Honda Team Asia	HONDA	2'07.754	8	8	1.911	0.163	231.2
24	27	Kaito TOBA	JPN	SIC58 Squadra Corse	HONDA	2'07.830	6	10	1.987	0.076	234.2
25	54	Riccardo ROSSI	ITA	SIC58 Squadra Corse	HONDA	2'08.020	8	8	2.177	0.190	234.2
26	20	Lorenzo FELLON	FRA	CIP Green Power	KTM	2'08.239	9	9	2.396	0.219	229.7
27	31	Adrian FERNANDEZ	SPA	Leopard Racing	HONDA	2'08.412	5	9	2.569	0.173	237.8
28	7	Filippo FARIOLI	ITA	Red Bull KTM Tech3	KTM	2'09.445	8	8	3.602	1.033	233.7

Practice condition: **Dry**

Air: **28°**

Humidity: **55%**

Ground: **41°**

Fastest Lap:	Lap: 11	Deniz ÖNCÜ	2'05.843	153.9 Km/h
Best Race Lap:	2019	Romano FENATI	2'05.403	154.4 Km/h
All Time Lap Record:	2021	Darryn BINDER	2'04.075	156.0 Km/h

The results are provisional until the end of the limit for protest and appeals.

Time limit for protest expires 60' after publication of the results - Time:

These data/results cannot be reproduced, stored and/or transmitted in whole or in part by any manner of electronic, mechanical, photocopying, recording, broadcasting or otherwise now known or herein after developed without the previous express consent by the copyright owner, except for reproduction in daily press and regular printed publications on sale to the public within 60 days of the event related to those data/results and always provided that copyright symbol appears together as follows below.

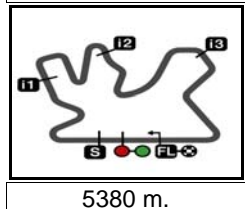
© DORNA, 2023

Official MotoGP Timing by TISSOT

www.motogp.com

Doha, Saturday, November 18, 2023





QATAR AIRWAYS GRAND PRIX OF QATAR
Practice Nr. 3
Combined Practice Times

11

	Rider	Nation	Team	MOTORCYCLE	P1	P2	P3	Gap				
1	53 D.ÖNCÜ	TUR	Red Bull KTM Ajo	KTM	2'09.404	13	2'08.421	3	2'05.843	11		
2	80 D.ALONSO	COL	Gaviota GASGAS Aspar Team	GASGAS	2'10.971	13	2'07.795	10	2'06.049	10	0.206	0.206
3	96 D.HOLGADO	SPA	Red Bull KTM Tech3	KTM	2'11.293	10	2'08.063	10	2'06.067	9	0.224	0.018
4	71 A.SASAKI	JPN	Liqui Moly Husqvarna Intact GPHUSQVARNA	HUSQVARNA	2'12.815	4	2'07.868	8	2'06.282	9	0.439	0.215
5	5 J.MASIA	SPA	Leopard Racing	HONDA	2'09.817	10	2'06.794	10	2'06.318	11	0.475	0.036
6	55 R.FENATI	ITA	Rivacold Snipers Team	HONDA	2'11.046	14	2'07.340	10	2'06.570	4	0.727	0.252
7	21 V.PEREZ	SPA	BOE Motorsports	KTM	2'11.483	10	2'08.151	9	2'06.587	11	0.744	0.017
8	66 J.KELSO	AUS	CFMOTO Racing PruestelGP	CFMOTO	2'11.987	14	2'08.777	11	2'06.635	10	0.792	0.048
9	95 C.VEIJER	NED	Liqui Moly Husqvarna Intact GPHUSQVARNA	HUSQVARNA	2'12.848	13	2'07.416	9	2'06.689	12	0.846	0.054
10	10 D.MOREIRA	BRA	MT Helmets - MSI	KTM	2'10.227	11	2'08.636	10	2'06.703	11	0.860	0.014
11	48 I.ORTOLÁ	SPA	Angeluss MTA Team	KTM	2'12.237	5	2'07.425	12	2'06.718	12	0.875	0.015
12	43 X.ARTIGAS	SPA	CFMOTO Racing PruestelGP	CFMOTO	2'11.000	14	2'07.664	12	2'06.754	9	0.911	0.036
13	99 J.RUEDA	SPA	Red Bull KTM Ajo	KTM	2'11.775	12	2'08.515	11	2'06.815	10	0.972	0.061
14	19 S.OGDEN	GBR	VisionTrack Racing Team	HONDA	2'12.308	14	2'10.848	7	2'06.926	9	1.083	0.111
15	63 S.AZMAN	MAL	MT Helmets - MSI	KTM	2'10.751	13	2'09.244	12	2'07.131	7	1.288	0.205
16	44 D.MUÑOZ	SPA	BOE Motorsports	KTM	2'12.468	12	2'08.374	11	2'07.198	10	1.355	0.067
17	6 R.YAMANAKA	JPN	Gaviota GASGAS Aspar Team	GASGAS	2'11.423	11	2'09.344	8	2'07.355	9	1.512	0.157
18	38 D.SALVADOR	SPA	CIP Green Power	KTM	2'12.247	11	2'09.281	10	2'07.366	8	1.523	0.011
19	18 M.BERTELLE	ITA	Rivacold Snipers Team	HONDA	2'10.756	14	2'07.602	11	2'07.382	7	1.539	0.016
20	64 M.AJI	INA	Honda Team Asia	HONDA	2'12.774	12	2'09.354	3	2'07.475	6	1.632	0.093
21	70 J.WHATLEY	GBR	VisionTrack Racing Team	HONDA	2'10.891	12	2'08.692	7	2'07.511	4	1.668	0.036
22	82 S.NEPA	ITA	Angeluss MTA Team	KTM	2'12.290	13	2'08.147	12	2'07.591	6	1.748	0.080
23	72 T.FURUSATO	JPN	Honda Team Asia	HONDA	2'12.620	12	2'09.038	10	2'07.754	8	1.911	0.163
24	27 K.TOBA	JPN	SIC58 Squadra Corse	HONDA	2'10.561	10	2'08.177	12	2'07.830	6	1.987	0.076
25	54 R.ROSSI	ITA	SIC58 Squadra Corse	HONDA	2'11.901	13	2'08.778	12	2'08.020	8	2.177	0.190
26	20 L.FELLON	FRA	CIP Green Power	KTM	2'14.285	12	2'09.707	4	2'08.239	9	2.396	0.219
27	31 A.FERNANDEZ	SPA	Leopard Racing	HONDA	2'11.257	14	2'08.813	8	2'08.412	5	2.569	0.173
28	7 F.FARIOLI	ITA	Red Bull KTM Tech3	KTM	2'11.047	13	2'08.480	3	2'09.445	8	2.637	0.068

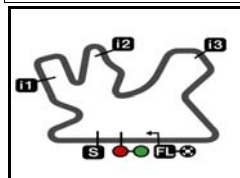
Pole Position Record:	2021	Darryn BINDER	2'04.075	156.0 Km/h
Best Race Lap:	2019	Romano FENATI	2'05.403	154.4 Km/h
All Time Lap Record:	2021	Darryn BINDER	2'04.075	156.0 Km/h

The results are provisional until the end of the limit for protest and appeals.

Time limit for protest expires 60' after publication of the results - Time:

These data/results cannot be reproduced, stored and/or transmitted in whole or in part by any manner of electronic, mechanical, photocopying, recording, broadcasting or otherwise now known or herein after developed without the previous express consent by the copyright owner, except for reproduction in daily press and regular printed publications on sale to the public within 60 days of the event related to those data/results and always provided that copyright symbol appears together as follows below.

© DORNA, 2023



5380 m.

QATAR AIRWAYS GRAND PRIX OF QATAR

Practice Nr. 3

Top Speed & Average

12



Rider	Nation	Motorcycle	Top 5 speeds					Average	Top
31 Adrian FERNANDEZ	SPA	HONDA	237.8	237.3	231.2	228.3	226.8	232.3	237.8
44 David MUÑOZ	SPA	KTM	237.8	231.2	231.2	230.7	229.2	232.0	237.8
95 Collin VEIJER	NED	HUSQVARNA	237.3	231.2	230.2	230.2	226.8	231.1	237.3
96 Daniel HOLGADO	SPA	KTM	236.3	235.2	234.2	230.7	230.2	233.3	236.3
55 Romano FENATI	ITA	HONDA	235.2	227.8	227.3	227.3	226.8	228.5	235.2
6 Ryusei YAMANAKA	JPN	GASGAS	234.2	232.7	231.2	231.2	230.7	232.0	234.2
27 Kaito TOBA	JPN	HONDA	234.2	232.2	232.2	232.2	229.7	232.1	234.2
38 David SALVADOR	SPA	KTM	234.2	233.7	230.2	229.2	228.8	231.2	234.2
54 Riccardo ROSSI	ITA	HONDA	234.2	233.7	232.2	228.8	227.8	231.3	234.2
63 Syarifuddin AZMAN	MAL	KTM	234.2	232.7	231.7	231.2	226.4	231.2	234.2
5 Jaume MASIA	SPA	HONDA	233.7	232.7	232.2	230.2	230.2	231.8	233.7
7 Filippo FARIOLI	ITA	KTM	233.7	231.2	227.8	226.8	226.4	229.2	233.7
99 José Antonio RUEDA	SPA	KTM	233.7	233.2	232.7	232.2	232.2	232.8	233.7
48 Ivan ORTOLÁ	SPA	KTM	233.2	232.7	232.2	231.7	230.2	232.0	233.2
71 Ayumu SASAKI	JPN	HUSQVARNA	232.7	231.2	230.7	230.7	230.2	231.1	232.7
80 David ALONSO	COL	GASGAS	232.7	229.7	228.3	228.3	226.8	229.2	232.7
10 Diogo MOREIRA	BRA	KTM	232.2	232.2	230.2	229.2	229.2	230.6	232.2
82 Stefano NEPA	ITA	KTM	232.2	230.2	229.2	225.9	223.6	228.2	232.2
43 Xavier ARTIGAS	SPA	CFMOTO	231.2	230.7	229.2	227.3	225.4	228.8	231.2
53 Deniz ÖNCÜ	TUR	KTM	231.2	230.7	230.2	230.2	229.7	230.1	231.2
70 Joshua WHATLEY	GBR	HONDA	231.2	231.2	230.7	229.7	227.8	230.1	231.2
72 Taiyo FURUSATO	JPN	HONDA	231.2	229.7	227.3	227.3	225.0	228.1	231.2
21 Vicente PEREZ	SPA	KTM	230.7	226.4	225.0	225.0	224.5	225.8	230.7
19 Scott OGDEN	GBR	HONDA	230.2	229.7	229.2	228.8	228.3	229.2	230.2
18 Matteo BERTELLE	ITA	HONDA	229.7	226.8	225.4	224.0	224.0	226.0	229.7
20 Lorenzo FELLON	FRA	KTM	229.7	229.2	227.8	224.0	223.1	226.8	229.7
66 Joel KELSO	AUS	CFMOTO	229.2	226.4	226.4	225.4	225.0	226.2	229.2
64 Mario AJI	INA	HONDA	227.8	225.0	219.9	219.9	218.6	222.2	227.8

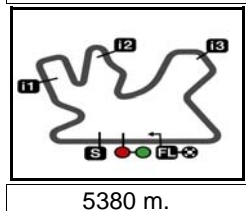
These data/results cannot be reproduced, stored and/or transmitted in whole or in part by any manner of electronic, mechanical, photocopying, recording, broadcasting or otherwise now known or herein after developed without the previous express consent by the copyright owner, except for reproduction in daily press and regular printed publications on sale to the public within 60 days of the event related to those data/results and always provided that copyright symbol appears together as follows below.

© DORNA, 2023

Official MotoGP Timing by TISSOT
www.motogp.com



Doha, Saturday, November 18, 2023



QATAR AIRWAYS GRAND PRIX OF QATAR
Practice Nr. 3
Chronological Analysis of Performances

13

5380 m.

* Lap / Sector time cancelled **T1** Time from finish line to 1st intermediate **T3** Time from 2nd intermed. to 3rd intermed.
P Crossing the finish line in pit lane **T2** Time from 1st intermed. to 2nd intermed. **T4** Time from 3rd intermediate to finish line

Lap	Lap Time	T1	T2	T3	T4	Speed	Lap	Lap Time	T1	T2	T3	T4	Speed
1st	53	Deniz ÖNCÜ			Red Bull KTM Ajo TUR		5	2'07.376 *	32.77 *	32.867	29.900	31.838	232.7
		Runs=2 Total laps=11 Full laps=8 Valid laps=7					6	2'15.236 P	33.903	35.313	30.381	35.639	226.8
1	4'05.245	30.324	33.515	30.402	32.172		7	7'58.297	30.453	34.391	30.230	31.945	
2	2'07.781	33.242	32.955	29.916	31.668	229.7	8	2'06.682	32.649	32.601	29.722	31.710	229.7
3	2'06.919	32.808	32.761	29.698	31.652	229.7	9	2'06.282	32.646	32.534	29.533	31.569	230.2
4	2'06.524	32.692	32.656	29.625	31.551	230.7	10	2'11.297 P	35.041	33.646	30.409	32.201	230.7
5	2'11.560 *	32.73*	32.559	29.534	36.733	231.2							
6	2'06.796	32.770	32.658	29.774	31.594	230.2							
7	2'06.107	32.614	32.600	29.534	31.359	230.2							
8	2'06.868 P	32.702	32.831	29.866	31.469	229.7							
9	8'33.846	30.570	32.649	29.751	31.662								
10	2'05.856	32.647	32.373	29.481	31.355	227.8							
11	2'05.843	32.635	32.458	29.414	31.336	229.7							
2nd	80	David ALONSO			Gaviota GASGAS As COL		5th	5	Jaume MASIA			Leopard Racing SPA	
		Runs=3 Total laps=10 Full laps=6 Valid laps=6							Runs=3 Total laps=11 Full laps=6 Valid laps=5				
1	2'26.244	30.010	34.365	31.167	32.832		1	3'40.968	30.560	34.405	32.170	32.674	
2	2'08.146	33.197	33.224	29.978	31.747	229.7	2	2'08.433	32.928	33.361	30.149	31.995	233.7
3	2'08.296	33.029	32.934	29.788	32.545	226.8	3	2'08.513	33.005	33.217	30.109	32.182	232.2
4	2'12.875	34.525	35.272	30.862	32.216	213.4	4	2'11.901 *	33.59*	34.132	30.161	34.013	230.2
5	2'12.953	33.748	36.476	30.517	32.212	228.3	5	2'09.581 P	32.99 *	33.419	30.348	32.823	232.7
6	2'08.551	32.980	33.125	30.194	32.252	228.3	6	5'14.725	30.826	34.413	30.783	32.371	
7	2'07.958 P	33.250	33.271	30.171	31.266	225.4	7	2'06.892	32.792	32.734	29.685	31.681	229.2
8	11'06.802 P	33.184	43.633	32.372	30.975		8	2'06.485	32.676	32.582	29.643	31.584	230.2
9	2'58.217 *	28.598	33.120	37.911	33.133*		9	2'12.096 P	34.652	34.550	30.952	31.942	227.8
10	2'06.049	32.508	32.554	29.492	31.495	232.7	10	4'01.976	31.603	33.904	30.360	31.947	
							11	2'06.318	32.681	32.435	29.530	31.672	227.3
3rd	96	Daniel HOLGADO			Red Bull KTM Tech3 SPA		6th	55	Romano FENATI			Rivacold Snipers Tea ITA	
		Runs=2 Total laps=10 Full laps=7 Valid laps=6							Runs=3 Total laps=11 Full laps=6 Valid laps=5				
1	2'58.484	31.218	33.912	30.564	32.599		1	2'18.803	31.666	33.938	30.144	32.471	
2	2'08.292	33.070	33.256	30.047	31.919	230.7	2	2'07.597	32.984	33.094	29.719	31.800	227.3
3	2'10.195	32.804	33.423	30.019	33.949	229.2	3	2'07.213	32.895	32.822	29.713	31.783	226.8
4	2'08.135	33.168	33.239	30.015	31.713	235.2	4	2'06.570	32.689	32.708	29.564	31.609	226.8
5	2'08.571 *	32.91*	33.261	30.195	32.201	236.3	5	2'11.515 P	33.487	33.938	30.445	33.645	227.3
6	2'07.950	32.826	33.098	30.140	31.886	234.2	6	7'39.320	30.336	33.033	29.690	31.500	
7	2'13.348 P	36.890	33.323	30.156	32.979	229.7	7	2'06.634	32.788	32.608	29.648	31.590	226.4
8	10'13.258	29.159	32.876	29.754	31.639		8	2'07.228 P	32.963	32.831	29.622	31.812	225.4
9	2'06.067	32.536	32.459	29.584	31.488	230.2	9	4'36.508	30.724	33.308	30.095	33.427	
10	2'06.452	32.643	32.606	29.721	31.482	227.8	10	2'11.626 *	32.638	32.728	29.708	36.552*	227.8
							11	2'07.705	32.789	33.278	30.023	31.615	235.2
4th	71	Ayumu SASAKI			Liqui Moly Husqvarna JPN		7th	21	Vicente PEREZ			BOE Motorsports SPA	
		Runs=2 Total laps=10 Full laps=6 Valid laps=4							Runs=2 Total laps=11 Full laps=8 Valid laps=7				
1	3'38.783	31.335	33.582	33.104	35.871		1	2'25.074	33.934	33.561	30.363	32.305	
2	2'08.246	32.977	33.301	30.113	31.855	230.7	2	2'08.186	33.304	33.155	29.910	31.817	223.6
3	2'07.634	33.010	32.989	29.814	31.821	231.2	3	2'07.131	32.993	32.708	29.721	31.709	225.0
4	2'14.629 *	35.44*	35.860	30.028	33.295	225.4	4	2'07.447	32.941	32.971	29.838	31.697	225.0
							5	2'06.849	32.859	32.684	29.706	31.600	224.5
							6	2'12.434 P	32.918	34.987	31.683	32.846	226.4
							7	9'46.035	30.598	33.178	30.331	31.672	
							8	2'09.365	32.852	34.398	30.137	31.978	224.5
							9	2'07.484	32.953	32.733	29.888	31.910	224.5

Fastest Lap: Deniz ÖNCÜ Red Bull KTM Ajo TUR **2'05.843** 32.635 32.458 29.414 31.336

These data/results cannot be reproduced, stored and/or transmitted in whole or in part by any manner of electronic, mechanical, photocopying, recording, broadcasting or otherwise now known or herein after developed without the previous express consent by the copyright owner, except for reproduction in daily press and regular printed publications on sale to the public within 60 days of the event related to those data/results and always provided that copyright symbol appears together as follows below.
 © DORNA, 2023



Practice Nr. 3

Moto3

Lap	Lap Time	T1	T2	T3	T4	Speed	Lap	Lap Time	T1	T2	T3	T4	Speed
10	2'19.342 *	33.051	37.278	37.165	31.848*	223.1	9	2'10.827 P	33.430	34.216	30.726	32.455	224.0
11	2'06.587	32.710	32.621	29.717	31.539	230.7	10	6'25.369	36.673	44.758	32.613	32.266	
8th	66	Joel KELSO	CFMOTO Racing Pru		AUS		11	2'55.593	32.589	32.651	44.327	1'06.026	230.2
		Runs=2	Total laps=11	Full laps=8	Valid laps=6		12	2'06.718	32.548	32.818	29.658	31.694	233.2
1	3'16.747	31.383	34.109	31.007	32.410		12th	43	Xavier ARTIGAS	CFMOTO Racing Pru		SPA	
2	2'08.447	33.226	33.188	30.090	31.943	226.4			Runs=3	Total laps=9	Full laps=5	Valid laps=5	
3	2'08.088	33.140	32.959	30.003	31.986	223.6	1	2'25.594	31.040	34.574	31.019	32.939	
4	2'07.522 *	32.98*	32.896	29.928	31.711	225.4	2	2'08.779	33.155	33.308	30.202	32.114	227.3
5	2'07.802 *	32.96*	32.926	29.986	31.928	226.4	3	2'08.326	33.014	33.204	29.894	32.214	230.7
6	2'07.631	33.044	32.706	30.054	31.827	225.0	4	2'15.160	33.432	36.617	30.753	34.358	225.0
7	2'07.746	33.187	32.879	29.916	31.764	224.5	5	2'08.493	33.128	33.271	30.027	32.067	229.2
8	2'12.364 P	33.806	34.172	30.958	33.428	224.0	6	2'11.615 P	33.545	35.418	30.717	31.935	225.4
9	8'27.583	30.834	34.230	30.265	34.459		7	13'16.566 P	32.865	44.153	32.096	32.603	
10	2'06.635	32.733	32.637	29.653	31.612	229.2	8	2'55.271 *	30.054	38.971	38.537	31.977*	
11	2'07.230	32.851	32.639	29.930	31.810	225.0	9	2'06.754	32.891	32.660	29.638	31.565	231.2
9th	95	Collin VEIJER	Liqui Moly Husqvarna		NED		13th	99	José Antonio RUED	Red Bull KTM Ajo		SPA	
		Runs=2	Total laps=12	Full laps=9	Valid laps=7				Runs=2	Total laps=10	Full laps=7	Valid laps=7	
1	3'38.536	32.051	36.251	32.210	32.851		1	2'29.235	29.633	33.756	30.277	32.852	
2	2'11.577	33.159	35.008	31.546	31.864	225.9	2	2'08.117	32.833	33.142	30.146	31.996	233.7
3	2'08.280	32.784	33.000	30.059	32.437	231.2	3	2'07.562	32.879	32.873	30.008	31.802	232.2
4	2'09.060 *	33.17*	33.559	30.150	32.174	237.3	4	2'12.232	32.747	33.090	30.259	36.136	232.2
5	2'14.730 *	33.48*	34.048	32.698	34.502	225.9	5	2'08.293	32.794	33.199	30.162	32.138	232.7
6	2'10.118	32.859	33.316	30.424	33.519	230.2	6	2'07.530	32.889	32.801	30.040	31.800	229.7
7	2'07.159	32.813	32.723	29.839	31.784	226.8	7	2'12.644 P	35.772	33.605	30.481	32.786	228.8
8	2'07.114	32.898	32.788	29.796	31.632	225.4	8	11'09.398	29.222	33.559	32.257	38.004	
9	2'11.493 P	34.310	34.114	30.747	32.322	225.9	9	2'56.299	32.753	32.754	42.892	1'07.900	231.7
10	5'09.276	30.346	33.102	29.918	31.882		10	2'06.815	32.677	32.915	29.689	31.534	233.2
11	2'07.365	32.764	32.797	29.715	32.089	225.0	14th	19	Scott OGDEN	VisionTrack Racing T		GBR	
12	2'06.689	32.749	32.747	29.669	31.524	230.2			Runs=2	Total laps=9	Full laps=6	Valid laps=5	
10th	10	Diogo MOREIRA	MT Helmets - MSI		BRA		1	2'57.765	31.003	34.155	30.531	32.431	
		Runs=3	Total laps=11	Full laps=7	Valid laps=6		2	2'09.103	33.271	33.366	30.217	32.249	229.7
1	3'00.136	30.765	33.820	30.298	32.142		3	2'09.306	33.267	33.591	30.036	32.412	228.3
2	2'07.607	32.780	33.054	29.909	31.864	232.2	4	2'08.793	33.419	33.218	30.136	32.020	227.8
3	2'07.428	32.551	33.181	29.848	31.848	232.2	5	2'12.808 *	33.56*	36.750	30.422	32.068	230.2
4	2'08.127	33.196	33.083	30.014	31.834	226.8	6	2'15.412 P	33.266	33.310	33.606	35.230	229.2
5	2'13.223 *	33.08*	37.980	30.417	31.742	227.3	7	12'15.446	30.372	33.431	29.928	31.716	
6	2'07.245	32.812	32.884	29.814	31.735	230.2	8	2'07.098	32.895	32.761	29.747	31.695	228.8
7	2'07.621	32.870	33.007	29.998	31.746	229.2	9	2'06.926	32.774	32.646	29.873	31.633	227.3
8	2'07.572 P	32.840	32.865	30.166	31.701	227.8	15th	63	Syarifuddin AZMAN	MT Helmets - MSI		MAL	
9	8'34.930 P	31.578	43.817	32.577	32.390				Runs=3	Total laps=7	Full laps=3	Valid laps=5	
10	2'55.077 *	30.445	38.391	38.601	31.785*		1	2'28.467	29.812	33.787	30.482	32.500	
11	2'06.703	32.853	32.673	29.710	31.467	229.2	2	2'09.128	33.247	33.228	30.510	32.143	226.4
11th	48	Ivan ORTOLÁ	Angeluss MTA Team		SPA		3	2'07.550	32.945	32.842	29.915	31.848	231.2
		Runs=2	Total laps=12	Full laps=9	Valid laps=8		4	2'12.208	32.834	33.072	30.078	36.224	231.7
1	2'59.076	30.619	34.400	30.352	32.430		unfinished					232.7	
2	2'09.188	33.381	33.396	30.117	32.294	226.8	5	2'27.615 P	33.42*	41.533	35.921	36.740	
3	2'08.033	32.735	33.229	29.993	32.076	232.7	6	2'53.226 *	29.989	38.740	38.022	32.136*	
4	2'08.298	32.917	33.282	30.016	32.083	231.7	7	2'07.131	32.799	32.595	29.880	31.857	234.2
5	2'08.865 *	33.01*	33.340	30.369	32.140	229.2	16th	44	David MUÑOZ	BOE Motorsports		SPA	
6	2'08.279	33.099	33.235	30.049	31.896	225.0			Runs=3	Total laps=10	Full laps=5	Valid laps=4	
7	2'08.807	33.120	33.279	30.212	32.196	232.2	1	2'26.480	29.868	33.738	30.505	32.355	
8	2'09.056	33.157	33.344	30.284	32.271	225.4	2	2'07.764	32.764	33.210	29.967	31.823	237.8

Fastest Lap: Deniz ÖNCÜ Red Bull KTM Ajo TUR 2'05.843 32.635 32.458 29.414 31.336

These data/results cannot be reproduced, stored and/or transmitted in whole or in part by any manner of electronic, mechanical, photocopying, recording, broadcasting or otherwise now known or herein after developed without the previous express consent by the copyright owner, except for reproduction in daily press and regular printed publications on sale to the public within 60 days of the event related to those data/results and always provided that copyright symbol appears together as follows below.
© DORNA, 2023

Practice Nr. 3

Moto3

Lap	Lap Time	T1	T2	T3	T4	Speed	Lap	Lap Time	T1	T2	T3	T4	Speed
3	2'08.565	32.901	32.996	29.941	32.727	231.2	1	3'02.234	31.070	34.145	30.890	33.021	
4	2'14.066 P	34.957	34.400	30.957	33.752	228.8	2	2'09.323	33.191	33.462	30.668	32.002	231.2
5	6'05.694	30.126	33.214	30.018	32.000		3	2'07.944	32.965	33.227	29.965	31.787	230.7
6	2'08.092	32.991	33.072	30.101	31.928	229.2	4	2'07.511	33.033	32.921	29.798	31.759	229.7
7	2'09.340 P	33.908	33.479	30.137	31.816	227.3	5	2'13.967 P	33.09*	34.542	32.007	34.324	227.8
8	8'00.902	29.864	33.223	30.074	32.638		6	14'53.992 P	32.332	44.074	32.487	32.891	
9	2'07.521 *	32.873	32.938	29.848	31.862*	230.7	7	2'55.871 *	30.011	39.414	38.532	32.487*	
10	2'07.198	32.770	32.874	29.849	31.705	231.2	8	2'12.822	32.759	32.838	31.858	35.367	231.2

17th 6 Ryusei YAMANAKA Gaviota GASGAS As JPN
Runs=2 Total laps=10 Full laps=7 Valid laps=6

1	2'59.037	31.409	34.154	30.564	32.534	
2	2'07.876	33.334	33.032	29.961	31.549	229.2
3	2'11.680	32.838	33.040	29.996	35.806	232.7
4	2'08.609	33.140	33.193	30.084	32.192	231.2
5	2'08.590 *	33.14*	33.172	30.162	32.116	230.7
6	2'08.279	33.155	33.055	30.099	31.970	226.4
7	2'11.559 P	33.323	33.552	30.355	34.329	231.2
8	10'40.476	34.395	46.054	33.164	32.353	
9	2'07.355	32.718	32.799	29.903	31.935	234.2
10	2'07.565	32.876	32.793	29.900	31.996	227.3

18th 38 David SALVADOR CIP Green Power SPA
Runs=2 Total laps=9 Full laps=6 Valid laps=4

1	3'39.160	33.589	33.742	33.201	35.832	
2	2'08.263	33.072	33.090	30.061	32.040	228.8
3	2'10.914	33.088	33.155	30.229	34.442	228.3
4	2'11.750 *	33.50*	33.892	30.154	34.197	233.7
5	2'09.057 *	33.06*	33.367	30.121	32.506	230.2
6	2'09.422 P	33.174	33.318	30.207	32.723	229.2
7	12'07.479	33.696	43.469	35.181	34.627	
8	2'07.366	32.524	32.696	30.080	32.066	234.2
9	2'07.718	33.029	32.863	29.826	32.000	225.0

19th 18 Matteo BERTELLE Rivacold Snipers Tea ITA
Runs=2 Total laps=7 Full laps=4 Valid laps=5

1	2'25.064	30.944	34.715	31.011	32.726	
2	2'09.828	33.582	33.283	30.646	32.317	224.0
3	2'07.938	32.986	33.040	29.938	31.974	229.7
4	2'11.859	35.595	33.614	30.197	32.453	225.4
unfinished						226.8
5	2'06.383 *	30.57*	33.410	30.151	32.252	
6	2'07.196 *	33.119	32.677	29.684	31.716*	224.0
7	2'07.382	33.179	32.840	29.748	31.615	223.1

20th 64 Mario AJI Honda Team Asia INA
Runs=2 Total laps=7 Full laps=4 Valid laps=4

1	3'15.263	30.942	37.020	34.703	34.268	
2	2'14.327	34.510	34.222	30.980	34.615	219.9
3	2'12.250	34.313	34.111	30.787	33.039	219.9
4	2'16.172 P	34.76*	35.038	31.702	34.671	218.6
5	16'18.940	30.127	33.685	30.617	35.704	
6	2'07.475	33.033	32.903	29.762	31.777	227.8
7	2'09.471	33.213	34.220	30.002	32.036	225.0

21st 70 Joshua WHATLEY VisionTrack Racing T GBR
Runs=3 Total laps=8 Full laps=4 Valid laps=4

1	3'02.175	30.589	34.148	30.482	32.618	
---	----------	--------	--------	--------	--------	--

22nd 82 Stefano NEPA Angeluss MTA Team ITA
Runs=2 Total laps=7 Full laps=4 Valid laps=4

1	3'02.067	31.045	34.078	30.515	32.800	
2	2'08.462	33.056	33.278	30.170	31.958	232.2
3	2'07.784	32.991	33.059	29.880	31.854	229.2
4	3'04.638 P	1'13.798	41.864	34.090	34.886	230.2
5	15'53.784	29.529	33.690	30.165	35.786	
6	2'07.591	33.038	32.920	29.792	31.841	225.9
7	2'09.202	33.083	34.295	29.959	31.865	223.6

23rd 72 Taiyo FURUSATO Honda Team Asia JPN
Runs=2 Total laps=8 Full laps=5 Valid laps=5

1	3'02.097	30.941	35.633	31.960	32.970	
2	2'10.229	33.776	33.812	30.523	32.118	222.6
3	2'09.716	33.245	33.688	30.390	32.393	231.2
4	2'09.630	33.278	33.623	30.460	32.269	229.7
5	2'11.163 P	34.35*	33.989	30.621	32.198	227.3
6	14'32.819	29.632	33.261	30.105	36.487	
7	2'09.616	33.021	32.810	29.832	33.953	225.0
8	2'07.754	32.897	33.113	29.895	31.849	227.3

24th 27 Kaito TOBA SIC58 Squadra Corse JPN
Runs=2 Total laps=10 Full laps=7 Valid laps=5

1	3'40.900	33.128	35.288	32.596	35.628	
2	2'08.571	33.149	33.309	30.143	31.970	229.7
3	2'08.727	33.037	33.208	30.104	32.378	232.2
4	2'12.136 *	33.77*	34.829	30.316	33.216	232.2
5	2'08.738 *	32.95*	33.314	30.174	32.298	234.2
6	2'07.830	33.112	32.985	29.841	31.892	227.3
7	2'11.147 P	33.130	33.125	30.058	34.834	232.2
8	9'59.664	30.979	50.322	33.631	32.311	
9	2'54.956	33.144	33.235	39.993	1'08.584	225.9
10	2'08.400	32.952	33.290	30.298	31.860	228.8

25th 54 Riccardo ROSSI SIC58 Squadra Corse ITA
Runs=3 Total laps=8 Full laps=3 Valid laps=2

1	3'03.071	32.013	34.590	30.532	34.296	
2	2'12.041 P	33.134	33.632	30.552	34.723	233.7
3	4'56.398	33.745	35.356	35.775	32.673	
4	2'09.897 *	33.56*	33.701	30.295	32.332	228.8
5	2'10.528 P	33.392	33.490	30.385	33.261	227.8
6	12'06.153	31.410	48.334	33.880	33.791	
7	2'54.777	32.900	33.238	40.051	1'08.588	232.2
8	2'08.020	32.870	33.270	29.927	31.953	234.2

26th 20 Lorenzo FELLON CIP Green Power FRA
Runs=3 Total laps=9 Full laps=4 Valid laps=4

1	3'02.175	30.589	34.148	30.482	32.618	
---	----------	--------	--------	--------	--------	--

Fastest Lap: Deniz ÖNCÜ Red Bull KTM Ajo TUR 2'05.843 32.635 32.458 29.414 31.336

These data/results cannot be reproduced, stored and/or transmitted in whole or in part by any manner of electronic, mechanical, photocopying, recording, broadcasting or otherwise now known or herein after developed without the previous express consent by the copyright owner, except for reproduction in daily press and regular printed publications on sale to the public within 60 days of the event related to those data/results and always provided that copyright symbol appears together as follows below.
© DORNA, 2023

Practice Nr. 3

Moto3

Lap	Lap Time	T1	T2	T3	T4	Speed	Lap	Lap Time	T1	T2	T3	T4	Speed
2	2'08.926	33.114	33.425	30.200	32.187	229.2							
3	2'09.458	33.256	33.770	30.291	32.141	229.7							
4	2'10.149 P	33.383	33.926	31.811	31.029	227.8							
5	6'04.156	30.072	33.942	30.616	32.421								
6	2'08.795 P	33.755	33.637	30.558	30.845	223.1							
7	8'50.516	33.433	43.655	34.289	32.918								
8	2'53.637	33.454	33.207	42.731	1'04.245	222.6							
9	2'08.239	33.355	33.149	29.976	31.759	224.0							

27th 31 **Adrian FERNANDEZ** Leopard Racing SPA
 Runs=4 Total laps=9 Full laps=3 Valid laps=2

1	2'59.255	30.748	34.044	30.389	32.088								
2	2'15.167 P	32.987	35.166	31.107	35.907	237.3							
3	4'56.001	30.128	33.361	30.073	32.074								
4	2'07.897 *	32.74*	33.116	30.144	31.890	237.8							
5	2'08.412	32.966	32.896	30.143	32.407	228.3							
6	2'13.465 P	33.902	33.116	30.221	36.226	226.8							
7	9'54.549 P	32.966	44.221	32.439	33.009								
8	2'55.893 *	28.574	33.810	38.466	32.161*								
9	2'09.130	32.806	32.824	29.932	33.568	231.2							

28th 7 **Filippo FARIOLI** Red Bull KTM Tech3 ITA
 Runs=2 Total laps=8 Full laps=5 Valid laps=5

1	2'57.242	30.485	33.937	30.731	32.617								
2	2'09.517	33.388	33.297	30.456	32.376	226.4							
3	2'10.178	33.232	33.960	30.577	32.409	225.4							
4	2'10.120	33.286	33.324	30.347	33.163	233.7							
5	2'12.251 P	33.41*	35.578	31.296	31.965	226.8							
6	14'56.055	31.354	40.019	37.259	32.474								
7	2'56.823	32.794	35.233	41.260	1'07.536	231.2							
8	2'09.445	32.991	34.058	30.410	31.986	227.8							

Fastest Lap: Deniz ÖNCÜ Red Bull KTM Ajo TUR **2'05.843** 32.635 32.458 29.414 31.336

These data/results cannot be reproduced, stored and/or transmitted in whole or in part by any manner of electronic, mechanical, photocopying, recording, broadcasting or otherwise now known or herein after developed without the previous express consent by the copyright owner, except for reproduction in daily press and regular printed publications on sale to the public within 60 days of the event related to those data/results and always provided that copyright symbol appears together as follows below.
 © DORNA, 2023

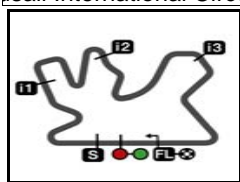
Official MotoGP Timing by TISSOT
 www.motogp.com

Doha, Saturday, November 18, 2023

Page 4 of 4

motogp





5380 m.

QATAR AIRWAYS GRAND PRIX OF QATAR

Practice Nr. 3

Best Partial Times

Moto3™

IT Ideal Lap Time, sum of the best partial times

BT Best Lap Time

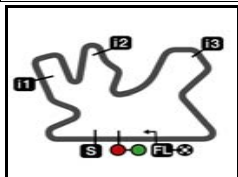
T1		T2		T3		T4				IT		BT	
Pos	Rider	Time	Rider	Time	Rider	Time	Rider	Time	Pos	Rider	IT	BT	
1	D.ALONSO	32.508	D.ÖNCÜ	32.373	D.ÖNCÜ	29.414	D.ÖNCÜ	31.336	1	D.ÖNCÜ	2'05.737	2'05.843	(1)
2	D.SALVADOR	32.524	J.MASIA	32.435	D.ALONSO	29.492	D.MOREIRA	31.467	2	D.ALONSO	2'06.049	2'06.049	(2)
3	D.HOLGADO	32.536	D.HOLGADO	32.459	J.MASIA	29.530	D.HOLGADO	31.482	3	D.HOLGADO	2'06.061	2'06.067	(3)
4	I.ORTOLÁ	32.548	A.SASAKI	32.534	A.SASAKI	29.533	D.ALONSO	31.495	4	J.MASIA	2'06.225	2'06.318	(5)
5	D.MOREIRA	32.551	D.ALONSO	32.554	R.FENATI	29.564	R.FENATI	31.500	5	A.SASAKI	2'06.282	2'06.282	(4)
6	D.ÖNCÜ	32.614	S.AZMAN	32.595	D.HOLGADO	29.584	C.VEIJER	31.524	6	R.FENATI	2'06.310	2'06.570	(6)
7	R.FENATI	32.638	R.FENATI	32.608	X.ARTIGAS	29.638	J.RUEDA	31.534	7	D.MOREIRA	2'06.401	2'06.703	(10)
8	A.SASAKI	32.646	V.PEREZ	32.621	J.KELSO	29.653	V.PEREZ	31.539	8	I.ORTOLÁ	2'06.551	2'06.718	(11)
9	J.MASIA	32.676	J.KELSO	32.637	I.ORTOLÁ	29.658	R.YAMANAKA	31.549	9	V.PEREZ	2'06.576	2'06.587	(7)
10	J.RUEDA	32.677	S.OGDEN	32.646	C.VEIJER	29.669	X.ARTIGAS	31.565	10	J.KELSO	2'06.635	2'06.635	(8)
11	V.PEREZ	32.710	I.ORTOLÁ	32.651	M.BERTELLE	29.684	A.SASAKI	31.569	11	J.RUEDA	2'06.654	2'06.815	(13)
12	R.YAMANAKA	32.718	X.ARTIGAS	32.660	J.RUEDA	29.689	J.MASIA	31.584	12	C.VEIJER	2'06.665	2'06.689	(9)
13	J.KELSO	32.733	D.MOREIRA	32.673	V.PEREZ	29.706	J.KELSO	31.612	13	X.ARTIGAS	2'06.754	2'06.754	(12)
14	C.VEIJER	32.749	M.BERTELLE	32.677	D.MOREIRA	29.710	M.BERTELLE	31.615	14	S.OGDEN	2'06.800	2'06.926	(14)
15	J.WHATLEY	32.759	D.SALVADOR	32.696	S.OGDEN	29.747	S.OGDEN	31.633	15	R.YAMANAKA	2'06.960	2'07.355	(17)
16	D.MUÑOZ	32.764	C.VEIJER	32.723	M.AJI	29.762	I.ORTOLÁ	31.694	16	M.BERTELLE	2'06.962	2'07.382	(19)
17	S.OGDEN	32.774	J.RUEDA	32.754	S.NEPA	29.792	D.MUÑOZ	31.705	17	D.SALVADOR	2'07.046	2'07.366	(18)
18	F.FARIOLI	32.794	R.YAMANAKA	32.793	J.WHATLEY	29.798	L.FELLON	31.759	18	S.AZMAN	2'07.122	2'07.131	(15)
19	S.AZMAN	32.799	T.FURUSATO	32.810	D.SALVADOR	29.826	J.WHATLEY	31.759	19	J.WHATLEY	2'07.154	2'07.511	(21)
20	A.FERNANDEZ	32.806	A.FERNANDEZ	32.824	T.FURUSATO	29.832	M.AJI	31.777	20	D.MUÑOZ	2'07.191	2'07.198	(16)
21	R.ROSSI	32.870	J.WHATLEY	32.838	K.TOBA	29.841	S.NEPA	31.841	21	T.FURUSATO	2'07.388	2'07.754	(23)
22	X.ARTIGAS	32.891	D.MUÑOZ	32.874	D.MUÑOZ	29.848	S.AZMAN	31.848	22	A.FERNANDEZ	2'07.452	2'08.412	(27)
23	T.FURUSATO	32.897	M.AJI	32.903	S.AZMAN	29.880	T.FURUSATO	31.849	23	M.AJI	2'07.475	2'07.475	(20)
24	K.TOBA	32.952	S.NEPA	32.920	R.YAMANAKA	29.900	K.TOBA	31.860	24	S.NEPA	2'07.544	2'07.591	(22)

These data/results cannot be reproduced, stored and/or transmitted in whole or in part by any manner of electronic, mechanical, photocopying, recording, broadcasting or otherwise now known or herein after developed without the previous express consent by the copyright owner, except for reproduction in daily press and regular printed publications on sale to the public within 60 days of the event related to those data/results and always provided that copyright symbol appears together as follows below.

© DORNA, 2023

Official MotoGP Timing by TISSOT
www.motogp.com





5380 m.

QATAR AIRWAYS GRAND PRIX OF QATAR

Practice Nr. 3

Best Partial Times

Moto3™

IT Ideal Lap Time, sum of the best partial times

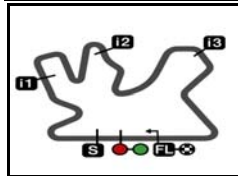
BT Best Lap Time

T1		T2		T3		T4				IT		BT	
<i>Pos</i>	<i>Rider</i>	<i>Time</i>	<i>Rider</i>	<i>Time</i>	<i>Rider</i>	<i>Time</i>	<i>Rider</i>	<i>Time</i>	<i>Pos</i>	<i>Rider</i>	<i>IT</i>	<i>BT</i>	
25	M.BERTELLE	32.986	K.TOBA	32.985	R.ROSSI	29.927	A.FERNANDEZ	31.890	25	K.TOBA	2'07.638	2'07.830	(24)
26	S.NEPA	32.991	L.FELLON	33.149	A.FERNANDEZ	29.932	R.ROSSI	31.953	26	R.ROSSI	2'07.988	2'08.020	(25)
27	M.AJI	33.033	R.ROSSI	33.238	L.FELLON	29.976	F.FARIOLI	31.986	27	L.FELLON	2'07.998	2'08.239	(26)
28	L.FELLON	33.114	F.FARIOLI	33.297	F.FARIOLI	30.347	D.SALVADOR	32.000	28	F.FARIOLI	2'08.424	2'09.445	(28)

These data/results cannot be reproduced, stored and/or transmitted in whole or in part by any manner of electronic, mechanical, photocopying, recording, broadcasting or otherwise now known or herein after developed without the previous express consent by the copyright owner, except for reproduction in daily press and regular printed publications on sale to the public within 60 days of the event related to those data/results and always provided that copyright symbol appears together as follows below.
© DORNA, 2023

Official MotoGP Timing by **TISSOT**
www.motogp.com






5380 m.

QATAR AIRWAYS GRAND PRIX OF QATAR

Practice Nr. 3

Fastest Laps Sequence

<i>Practice Time</i>	 <i>Rider</i>	<i>Nation</i>	<i>Motorcycle</i>	<i>Time</i>	<i>Km/h</i>	<i>Rider's Lap</i>
4'26.400	55 Romano FENATI	ITA	HONDA	2'07.597	151.7	2
6'33.613	55 Romano FENATI	ITA	HONDA	2'07.213	152.2	3
6'40.391	21 Vicente PEREZ	SPA	KTM	2'07.131	152.3	3
8'19.945	53 Deniz ÖNCÜ	TUR	KTM	2'06.919	152.6	3
8'40.183	55 Romano FENATI	ITA	HONDA	2'06.570	153.0	4
10'26.469	53 Deniz ÖNCÜ	TUR	KTM	2'06.524	153.0	4
16'50.932	53 Deniz ÖNCÜ	TUR	KTM	2'06.107	153.5	7
28'14.300	96 Daniel HOLGADO	SPA	KTM	2'06.067	153.6	9
29'37.502	53 Deniz ÖNCÜ	TUR	KTM	2'05.856	153.8	10
31'43.345	53 Deniz ÖNCÜ	TUR	KTM	2'05.843	153.9	11

These data/results cannot be reproduced, stored and/or transmitted in whole or in part by any manner of electronic, mechanical, photocopying, recording, broadcasting or otherwise now known or herein after developed without the previous express consent by the copyright owner, except for reproduction in daily press and regular printed publications on sale to the public within 60 days of the event related to those data/results and always provided that copyright symbol appears together as follows below.

© DORNA, 2023

Official MotoGP Timing by TISSOT
www.motogp.com

Doha, Saturday, November 18, 2023

