

5010 m.

IndianOil GRAND PRIX OF INDIA

Practice Nr. 1

Classification

3

	Rider	Nation	Team	Motorcycle	Time	Lap Total	Gap	Top Speed
1	5 Jaume MASIA	SPA	Leopard Racing	HONDA	2'00.324	16 20		236.8
2	10 Diogo MOREIRA	BRA	MT Helmets - MSI	KTM	2'00.465	18 19	0.141 0.141	232.2
3	82 Stefano NEPA	ITA	Angeluss MTA Team	KTM	2'00.615	17 17	0.291 0.150	232.2
4	18 Matteo BERTELLE	ITA	Rivacold Snipers Team	HONDA	2'00.664	20 20	0.340 0.049	236.8
5	55 Romano FENATI	ITA	Rivacold Snipers Team	HONDA	2'00.687	19 20	0.363 0.023	236.8
6	95 Collin VEIJER	NED	Liqui Moly Husqvarna Intact GP	HUSQVARNA	2'00.777	20 20	0.453 0.090	231.5
7	66 Joel KELSO	AUS	CFMOTO Racing PruestelGP	CFMOTO	2'00.950	16 16	0.626 0.173	233.0
8	99 José Antonio RUEDA	SPA	Red Bull KTM Ajo	KTM	2'01.060	17 17	0.736 0.110	232.2
9	54 Riccardo ROSSI	ITA	SIC58 Squadra Corse	HONDA	2'01.373	18 18	1.049 0.313	236.0
10	71 Ayumu SAKAI	JPN	Liqui Moly Husqvarna Intact GP	HUSQVARNA	2'01.383	15 18	1.059 0.010	237.6
11	48 Ivan ORTOLÁ	SPA	Angeluss MTA Team	KTM	2'01.482	19 20	1.158 0.099	232.2
12	38 David SALVADOR	SPA	CIP Green Power	KTM	2'01.532	19 19	1.208 0.050	233.0
13	27 Kaito TOBA	JPN	SIC58 Squadra Corse	HONDA	2'01.629	17 19	1.305 0.097	234.5
14	63 Syarifuddin AZMAN	MAL	MT Helmets - MSI	KTM	2'01.662	17 18	1.338 0.033	233.0
15	43 Xavier ARTIGAS	SPA	CFMOTO Racing PruestelGP	CFMOTO	2'01.700	15 17	1.376 0.038	235.2
16	53 Deniz ÖNCÜ	TUR	Red Bull KTM Ajo	KTM	2'01.708	15 18	1.384 0.008	236.8
17	80 David ALONSO	COL	Gaviota GASGAS Aspar Team	GASGAS	2'01.882	15 20	1.558 0.174	236.8
18	6 Ryusei YAMANAKA	JPN	Gaviota GASGAS Aspar Team	GASGAS	2'01.938	18 19	1.614 0.056	233.0
19	7 Filippo FARIOLI	ITA	Red Bull KTM Tech3	KTM	2'02.102	22 22	1.778 0.164	227.1
20	24 Tatsuki SUZUKI	JPN	Leopard Racing	HONDA	2'02.107	12 17	1.783 0.005	236.8
21	19 Scott OGDEN	GBR	VisionTrack Racing Team	HONDA	2'02.438	15 20	2.114 0.331	231.5
22	70 Joshua WHATLEY	GBR	VisionTrack Racing Team	HONDA	2'02.538	18 19	2.214 0.100	230.0
23	44 David MUÑOZ	SPA	BOE Motorsports	KTM	2'02.662	8 16	2.338 0.124	233.7
24	72 Taiyo FURUSATO	JPN	Honda Team Asia	HONDA	2'02.698	8 13	2.374 0.036	231.5
25	96 Daniel HOLGADO	SPA	Red Bull KTM Tech3	KTM	2'03.082	7 11	2.758 0.384	236.8
26	20 Lorenzo FELLON	FRA	CIP Green Power	KTM	2'03.105	10 18	2.781 0.023	233.7
27	64 Mario AJI	INA	Honda Team Asia	HONDA	2'03.548	13 19	3.224 0.443	225.7
28	57 Danial SHAHRIL	MAL	Petronas MIE/MLav Racing	HONDA	2'04.486	15 16	4.162 0.938	222.2
29	22 Ana CARRASCO	SPA	BOE Motorsports	KTM	2'04.874	9 14	4.550 0.388	230.7
Not qualified (Out 105%)					2'06.340			
	3 Kadai Yaseen AHAMED	IND	Petronas MIE/MLav Racing	HONDA	2'08.281	14 14	7.957 3.407	214.2

Practice condition: **Dry**

Air: 30°

Humidity: 71%

Ground: 35°

Fastest Lap:	Lap: 16	Jaume MASIA	2'00.324	149.8 Km/h
Best Race Lap:		New track layout		
All Time Lap Record:	2023	Jaume MASIA	2'00.324	149.8 Km/h

The results are provisional until the end of the limit for protest and appeals.

Time limit for protest expires 30' after publication of the results - Time:

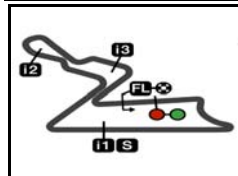
These data/results cannot be reproduced, stored and/or transmitted in whole or in part by any manner of electronic, mechanical, photocopying, recording, broadcasting or otherwise now known or herein after developed without the previous express consent by the copyright owner, except for reproduction in daily press and regular printed publications on sale to the public within 60 days of the event related to those data/results and always provided that copyright symbol appears together as follows below.

© DORNA, 2023

Official MotoGP Timing by TISSOT
www.motogp.com

Greater Noida, Friday, September 22, 2023





5010 m.

IndianOil GRAND PRIX OF INDIA

Practice Nr. 1

Top Speed & Average

4



Rider	Nation	Motorcycle	Top 5 speeds					Average	Top
71 Ayumu SASAKI	JPN	HUSQVARNA	237.6	236.0	235.2	235.2	234.5	235.4	237.6
5 Jaime MASIA	SPA	HONDA	236.8	234.5	234.5	233.0	233.0	234.4	236.8
18 Matteo BERTELLE	ITA	HONDA	236.8	235.2	234.5	233.7	231.5	234.3	236.8
24 Tatsuki SUZUKI	JPN	HONDA	236.8	236.8	235.2	235.2	234.5	235.5	236.8
53 Deniz ÖNCÜ	TUR	KTM	236.8	234.5	233.7	233.0	232.2	233.7	236.8
55 Romano FENATI	ITA	HONDA	236.8	235.2	233.0	233.0	232.2	233.7	236.8
80 David ALONSO	COL	GASGAS	236.8	233.7	230.7	230.7	230.7	232.5	236.8
96 Daniel HOLGADO	SPA	KTM	236.8	236.8	236.0	232.2	231.5	234.1	236.8
54 Riccardo ROSSI	ITA	HONDA	236.0	234.5	234.5	233.7	232.2	234.2	236.0
43 Xavier ARTIGAS	SPA	CFMOTO	235.2	235.2	233.0	233.0	232.2	233.5	235.2
27 Kaito TOBA	JPN	HONDA	234.5	234.5	233.0	232.2	231.5	232.7	234.5
20 Lorenzo FELLON	FRA	KTM	233.7	232.2	231.5	230.7	230.0	231.6	233.7
44 David MUÑOZ	SPA	KTM	233.7	232.2	231.5	230.7	230.7	231.5	233.7
6 Ryusei YAMANAKA	JPN	GASGAS	233.0	231.5	230.0	227.1	227.1	228.6	233.0
38 David SALVADOR	SPA	KTM	233.0	231.5	231.5	231.5	230.7	231.4	233.0
63 Syarifuddin AZMAN	MAL	KTM	233.0	231.5	229.2	228.5	228.5	230.1	233.0
66 Joel KELSO	AUS	CFMOTO	233.0	232.2	231.5	230.0	229.2	231.2	233.0
10 Diogo MOREIRA	BRA	KTM	232.2	229.2	229.2	229.2	229.2	229.8	232.2
48 Ivan ORTOLÁ	SPA	KTM	232.2	231.5	230.0	230.0	229.2	230.2	232.2
82 Stefano NEPA	ITA	KTM	232.2	231.5	230.0	230.0	229.2	230.4	232.2
99 José Antonio RUEDA	SPA	KTM	232.2	231.5	231.5	230.7	230.7	231.0	232.2
19 Scott OGDEN	GBR	HONDA	231.5	230.7	229.2	228.5	227.8	229.3	231.5
72 Taiyo FURUSATO	JPN	HONDA	231.5	231.5	231.5	230.7	230.0	231.0	231.5
95 Collin VEIJER	NED	HUSQVARNA	231.5	231.5	230.0	230.0	229.2	230.2	231.5
22 Ana CARRASCO	SPA	KTM	230.7	230.7	228.5	228.5	226.4	228.5	230.7
70 Joshua WHATLEY	GBR	HONDA	230.0	229.2	226.4	226.4	226.4	227.7	230.0
7 Filippo FARIOLI	ITA	KTM	227.1	227.1	226.4	226.4	225.7	226.2	227.1
64 Mario AJI	INA	HONDA	225.7	225.0	225.0	224.2	224.2	224.8	225.7
57 Danial SHAHRIL	MAL	HONDA	222.2	220.1	220.1	219.5	218.1	220.0	222.2
3 Kadai Yaseen AHAMED	IND	HONDA	214.2	212.3	212.3	211.1	211.1	212.2	214.2

These data/results cannot be reproduced, stored and/or transmitted in whole or in part by any manner of electronic, mechanical, photocopying, recording, broadcasting or otherwise now known or herein after developed without the previous express consent by the copyright owner, except for reproduction in daily press and regular printed publications on sale to the public within 60 days of the event related to those data/results and always provided that copyright symbol appears together as follows below.

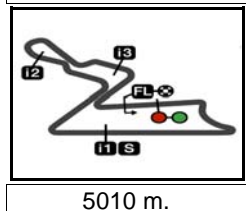
© DORNA, 2023

Official MotoGP Timing by TISSOT
www.motogp.com





Greater Noida, Friday, September 22, 2023



5010 m.

IndianOil GRAND PRIX OF INDIA

Practice Nr. 1

Chronological Analysis of Performances

5

* Lap / Sector time cancelled						T1 Time from finish line to 1st intermedate					T3 Time from 2nd intermed. to 3rd intermed.							
P Crossing the finish line in pit lane						T2 Time from 1st intermed. to 2nd intermed.					T4 Time from 3rd intermedate to finish line							
Lap	Lap Time	T1	T2	T3	T4	Speed	Lap	Lap Time	T1	T2	T3	T4	Speed					
1st 5 Jaume MASIA Leopard Racing SPA Runs=2 Total laps=20 Full laps=17 Valid laps=14												3rd 82 Stefano NEPA Angeluss MTA Team ITA Runs=3 Total laps=17 Full laps=12 Valid laps=10						
1	3'11.635	39.288	40.129	23.704	20.949	232.2	1	3'08.763	41.562	43.160	24.920	21.600	227.8					
2	2'05.127 *	41.366	39.055	23.644*	21.062*	236.8	2	2'08.322 *	42.734	40.379	23.961	21.248*	232.2					
3	2'03.308	41.275	38.605	23.013	20.415	233.0	3	2'04.942	42.102	39.278	22.981	20.581	229.2					
4	2'02.352	40.758	37.967	22.993	20.634	232.2	4	2'04.866	41.326	38.674	22.889	21.977	231.5					
5	2'01.952	40.762	38.092	22.755	20.343	232.2	5	2'03.198 *	41.482	38.358	22.772	20.586*	228.5					
6	2'02.000	40.769	37.891	22.799	20.541	232.2	6	2'02.247	41.137	38.130	22.654	20.326	230.0					
7	2'02.216 *	40.726	38.169*	22.904*	20.417	233.0	7	2'02.631	41.257	38.262	22.655	20.457	229.2					
8	2'01.438	40.651	37.750	22.693	20.344	234.5	8	2'02.221	41.086	38.104	22.592	20.439	230.0					
9	2'01.711 *	40.625	38.063*	22.820*	20.203	232.2	9	2'11.107 P	46.779	39.134	23.222	21.972	216.2					
10	2'00.996	40.510	37.671	22.631	20.184	234.5	10	11'55.345	38.689	38.715	23.448	20.610	224.2					
11	2'13.028 P	47.084	40.393	23.383	22.168	224.2	11	2'02.372	41.307	38.103	22.631	20.331	225.7					
12	10'49.300 *	40.977	38.658	23.326	20.572*	227.1	12	2'02.056	41.076	38.034	22.608	20.338	226.4					
13	2'00.531	40.653	37.428	22.420	20.030	231.5	13	2'02.157	41.022	37.929	22.555	20.651	227.1					
14	2'00.441	40.448	37.258	22.654	20.081	232.2	14	2'03.550 P	41.107	38.061	23.245	21.137	226.4					
15	2'05.790	43.719	38.501	23.162	20.408	224.2	15	6'55.156	37.087	39.665	24.513	23.214	220.8					
16	2'00.324	40.493	37.284	22.341	20.206	230.7	16	2'00.781	40.822	37.567	22.257	20.135	227.1					
17	2'05.881	40.527	41.121	23.568	20.665	230.0	17	2'00.615	40.645	37.559	22.245	20.166	227.8					
18	2'00.631	40.401	37.602	22.452	20.176	231.5							4th 18 Matteo BERTELLE Rivacold Snipers Tea ITA Runs=3 Total laps=20 Full laps=15 Valid laps=9					
19	2'00.408	40.495	37.319	22.432	20.162	230.7	1	3'26.301	38.842	40.449	23.980	20.889	230.7					
20	2'00.924	40.403	37.337	22.438	20.746	230.7	2	2'04.321 *	41.510	38.762	23.307	20.742*	230.0					
2nd 10 Diogo MOREIRA MT Helmets - MSI BRA Runs=3 Total laps=19 Full laps=14 Valid laps=11												3	2'03.352 *	41.347	38.408	23.056*	20.541	233.7
1	2'33.605	36.947	39.957	24.184	20.945	232.2	4	2'02.904	41.112	38.166	22.822	20.804	234.5					
2	2'04.732	41.720	38.861	23.461	20.690	228.5	5	2'02.291 *	40.950	37.978	22.998	20.365*	236.8					
3	2'03.224	41.315	38.324	23.153	20.432	227.1	6	2'02.526 *	40.788	38.243	22.898*	20.597	235.2					
4	2'02.334	41.081	38.034	22.945	20.274	227.1	7	2'02.261	40.942	37.935	22.884	20.500	230.7					
5	2'02.583	41.289	38.098	22.934	20.262	226.4	8	2'06.420 *	42.630	39.753	23.290	20.747*	210.5					
6	2'03.129 *	41.611	38.217	22.925	20.376*	225.7	9	2'01.630 *	40.766	37.748	22.780	20.336*	230.7					
7	2'02.489	41.142	38.144	22.885	20.318	225.7	10	2'05.828	44.961	38.050	22.487	20.330	218.1					
8	2'02.789	41.100	38.555	22.847	20.287	225.7	11	2'02.085	40.862	37.966	22.787	20.470	231.5					
9	2'01.870 *	40.965	37.837	22.804*	20.264	225.7	12	2'02.151	41.111	38.100	22.624	20.316	227.8					
10	2'07.841 P	42.031	39.876	23.436	22.498	216.8	13	2'06.280 P	40.798	37.897	22.849	24.736	227.8					
11	9'55.970 *	37.177	38.183	23.129*	20.519	227.8	14	7'17.853	40.464	39.827	23.226	20.484	205.1					
12	2'01.910	40.936	37.818	22.855	20.301	229.2	15	2'01.781	40.860	38.039	22.644	20.238	227.1					
13	2'02.258 *	40.956	37.962	22.794	20.546*	228.5	16	2'01.348	40.843	37.776	22.510	20.219	227.8					
14	2'02.007	40.945	37.801	22.917	20.344	229.2	17	2'09.569 P	43.510	39.529	23.453	23.077	212.3					
15	2'12.899 P	46.455	41.325	24.026	21.093	225.0	18	5'28.639	38.271	38.414	22.727	20.688	224.2					
16	5'58.332 *	36.033	37.822	22.458	20.178*	229.2	19	2'01.762	41.147	37.808	22.511	20.296	211.1					
17	2'00.916	40.683	37.611	22.484	20.138	229.2	20	2'00.664	40.568	37.520	22.413	20.163	230.0					
18	2'00.465	40.419	37.418	22.492	20.136	228.5							5th 55 Romano FENATI Rivacold Snipers Tea ITA Runs=3 Total laps=20 Full laps=15 Valid laps=8					
19	2'01.792	40.620	37.692	22.719	20.761	227.1	1	3'24.119	39.346	40.624	24.003	21.163	230.0					

Fastest Lap: Jaume MASIA Leopard Racing SPA **2'00.324** 40.493 37.284 22.341 20.206

These data/results cannot be reproduced, stored and/or transmitted in whole or in part by any manner of electronic, mechanical, photocopying, recording, broadcasting or otherwise now known or herein after developed without the previous express consent by the copyright owner, except for reproduction in daily press and regular printed publications on sale to the public within 60 days of the event related to those data/results and always provided that copyright symbol appears together as follows below.
© DORNA, 2023



Practice Nr. 1

Moto3

Lap	Lap Time	T1	T2	T3	T4	Speed	Lap	Lap Time	T1	T2	T3	T4	Speed
2	2'05.648 *	41.716	39.455	23.539	20.938*	231.5	12	2'02.945 *	41.457	38.051	22.896*	20.541	225.0
3	2'03.993 *	41.437	38.432	23.169*	20.955	231.5	13	2'05.194 P	41.076	38.412	23.591	22.115	226.4
4	2'02.954 *	41.201	38.065	22.731*	20.957	230.7	14	4'51.771	44.620	41.049	29.197	21.017	195.1
5	2'02.566 *	41.067	37.869	22.924	20.706*	233.0	15	2'01.382	40.975	37.555	22.532	20.320	227.1
6	2'02.136	40.862	37.868	22.817	20.589	236.8	16	2'00.950	40.744	37.427	22.612	20.167	226.4
7	2'02.476	40.935	38.126	22.749	20.666	227.1	8th 99 José Antonio RUED Red Bull KTM Ajo SPA Runs=2 Total laps=17 Full laps=14 Valid laps=8						
8	2'09.818 *	46.318	38.925	23.346	21.229*	226.4	1	3'08.413	40.310	43.005	25.176	21.735	229.2
9	2'02.067	40.897	37.976	22.656	20.538	230.0	2	2'08.680 *	42.726	40.591	23.935	21.428*	231.5
10	2'01.544	40.831	37.802	22.484	20.427	232.2	3	2'04.667 *	41.623	39.196	23.195	20.653*	232.2
11	2'03.025 *	40.854	38.822	22.729	20.620*	230.0	4	2'03.702	41.274	38.741	23.049	20.638	230.7
12	2'01.562	40.749	37.873	22.589	20.351	235.2	5	2'03.775 *	41.632	38.382	23.139	20.622*	230.0
13	2'10.890 P	43.010	40.381*	23.569	23.930	208.6	6	2'02.516	41.044	38.197	22.781	20.494	230.7
14	6'37.616 *	42.449	38.457*	22.688	20.797	227.8	7	2'02.674 *	40.969	38.261*	22.917	20.527	230.7
15	2'01.207	40.885	37.606	22.389	20.327	231.5	8	2'02.280	41.035	38.109	22.764	20.372	230.7
16	2'01.405	40.745	37.594	22.669	20.397	232.2	9	2'02.186	40.878	38.243	22.747	20.318	230.7
17	2'13.758 P	46.115	39.836	22.981	24.826	210.5	10	2'01.813	40.913	38.017	22.554	20.329	231.5
18	6'01.323 *	38.138	38.172	22.509	21.743*	227.1	11	2'10.332 P	44.838	39.331	23.461	22.702	224.2
19	2'00.687	40.508	37.560	22.439	20.180	233.0	12	16'03.519 *	37.581	38.192	22.682*	20.493*	228.5
20	2'03.906 *	40.730	38.657	23.982	20.537*	227.1	13	2'01.232	40.891	37.781	22.340	20.220	230.0
6th 95 Collin VEIJER Liqui Moly Husqvarna NED Runs=3 Total laps=20 Full laps=15 Valid laps=14							14	2'01.158 *	40.881	37.627	22.486*	20.164	228.5
1	3'50.910	39.348	41.901	24.578	21.544	226.4	15	2'03.098 *	40.779	38.367	23.501*	20.451*	230.7
2	2'06.202	42.083	39.661	23.512	20.946	227.1	16	2'01.065	40.854	37.634	22.459	20.118	229.2
3	2'04.245	41.552	38.921	22.984	20.788	227.1	17	2'01.060	40.630	37.763	22.535	20.132	230.0
4	2'03.248	41.301	38.434	22.895	20.618	226.4	9th 54 Riccardo ROSSI SIC58 Squadra Corse ITA Runs=3 Total laps=18 Full laps=13 Valid laps=8						
5	2'02.883	41.188	38.435	22.727	20.533	227.8	1	2'42.028	39.400	42.358	24.713	21.769	229.2
6	2'04.107 P	41.155	38.638	22.759*	21.555	227.8	2	2'09.185	43.661	40.701	23.723	21.100	234.5
7	6'19.774	37.506	38.945	22.876	20.435	226.4	3	2'05.367	41.747	39.467	23.217	20.936	232.2
8	2'02.377	41.181	38.272	22.630	20.294	225.0	4	2'04.229	41.714	38.896	23.048	20.571	230.7
9	2'02.140	41.105	38.107	22.632	20.296	226.4	5	2'03.075	41.199	38.592	22.838	20.446	231.5
10	2'02.144	41.089	38.083	22.727	20.245	226.4	6	2'10.541	41.015	38.625	23.014	27.887	233.7
11	2'01.887	41.080	37.919	22.540	20.348	228.5	7	2'03.374 *	41.337	38.451	22.876*	20.710	231.5
12	2'01.744	40.996	37.926	22.561	20.261	228.5	8	2'05.524 *	41.015	38.633	23.735*	22.141	234.5
13	2'03.326 P	41.159	37.964	22.574	21.629	229.2	9	2'06.065 P	40.913	38.614	23.106	23.432	236.0
14	5'16.697	41.781	40.952	22.989	20.716	189.9	10	9'34.521 *	40.522	41.016	23.546*	21.038	202.2
15	2'01.429	40.975	37.795	22.341	20.318	230.0	11	2'04.196 *	41.416	39.077	23.000*	20.703*	228.5
16	2'01.418	40.800	37.842	22.498	20.278	229.2	12	2'03.086 *	41.154	38.480	22.878*	20.574	230.0
17	2'01.093	40.856	37.660	22.329	20.248	227.1	13	2'17.326 *	51.236	41.235	23.541	21.314*	193.0
18	2'06.054 *	44.214	38.000	23.457*	20.383	231.5	14	2'07.592 P	41.475	39.135	23.435	23.547	229.2
19	2'00.786	40.775	37.581	22.285	20.145	230.0	15	7'47.599 *	37.349	38.669	22.878	20.627*	229.2
20	2'00.777	40.719	37.524	22.372	20.162	231.5	16	2'01.815	40.943	37.901	22.595	20.376	228.5
7th 66 Joel KELSO CFMOTO Racing Pru AUS Runs=3 Total laps=16 Full laps=11 Valid laps=9							17	2'01.503	40.727	37.941	22.556	20.279	230.0
1	3'16.137	39.653	41.652	23.871	21.051	227.8	18	2'01.373	40.719	37.781	22.582	20.291	230.7
2	2'05.139	41.721	39.264	23.346	20.808	230.0	10th 71 Ayumu SASAKI Liqui Moly Husqvarna JPN Runs=2 Total laps=18 Full laps=14 Valid laps=9						
3	2'04.375	41.751	38.407	23.434	20.783	227.8	1	3'23.097	38.587	40.737	24.777	21.560	233.0
4	2'05.964	41.909	39.504	23.464	21.087	227.1	2	2'07.096 *	42.820	39.575	23.679	21.022*	233.0
5	2'03.384	41.202	38.499	23.119	20.564	229.2	3	2'04.195 *	41.389	38.578	23.430*	20.798	235.2
6	2'09.447 *	42.626	43.318	22.822	20.681*	220.8	4	2'03.353	41.268	38.214	23.090	20.781	234.5
7	2'02.300	41.137	38.193	22.618	20.352	227.8	5	2'03.263 *	41.390	38.115	23.147	20.611*	235.2
8	2'02.080	40.902	38.153	22.470	20.555	231.5	6	2'02.730	41.271	38.072	22.784	20.603	236.0
9	2'02.567	41.061	38.191	22.756	20.559	233.0	7	2'02.325	40.922	38.222	22.745	20.436	233.7
10	2'06.363 P	41.030	38.346	23.893	23.094	232.2							
11	15'42.420	37.977	38.780	23.127	20.700	225.0							

Fastest Lap:	Jaume MASIA	Leopard Racing	SPA	2'00.324	40.493	37.284	22.341	20.206
---------------------	-------------	----------------	-----	----------	--------	--------	--------	--------

These data/results cannot be reproduced, stored and/or transmitted in whole or in part by any manner of electronic, mechanical, photocopying, recording, broadcasting or otherwise now known or herein after developed without the previous express consent by the copyright owner, except for reproduction in daily press and regular printed publications on sale to the public within 60 days of the event related to those data/results and always provided that copyright symbol appears together as follows below.

© DORNA, 2023



Practice Nr. 1

Moto3

Lap	Lap Time	T1	T2	T3	T4	Speed	Lap	Lap Time	T1	T2	T3	T4	Speed	
8	2'01.926	40.771	37.935	22.673	20.547	237.6	13th 27 Kaito TOBA Runs=3 Total laps=19 Full laps=14 Valid laps=8	1	2'40.082	39.352	40.747	25.135	21.377	230.0
9	2'02.681	41.126	38.304	22.766	20.485	234.5		2	2'08.068	* 44.088	39.149	23.760*	21.071*	231.5
10	2'02.618	41.092	38.195	22.786	20.545	233.0		3	2'04.680	* 41.453	39.012	23.303*	20.912	233.0
11	2'05.745 P	41.183	38.211	23.233	23.118	233.7		4	2'04.250	41.386	38.407	23.483	20.974	231.5
12	10'23.571	40.699	38.294	22.711	20.467	230.7		5	2'04.135	* 41.108	38.556	23.697*	20.774	230.0
13	2'01.696	40.680	37.883	22.714	20.419	233.7		6	2'09.930	43.180	40.014	26.021	20.715	232.2
14	2'01.769	41.058	37.700	22.667	20.344	233.0		7	2'03.203	41.396	38.200	22.955	20.652	230.7
15	2'01.383	40.802	37.616	22.623	20.342	234.5		8	2'02.469	41.250	38.047	22.766	20.406	231.5
16	2'01.839 *	40.950	37.621	22.717	20.551*	233.0		9	2'02.976	40.883	38.529	23.063	20.501	234.5
17	2'01.379 *	40.736	37.602	22.679	20.362*	233.0		10	2'02.442 *	40.978	37.929	22.872	20.663*	234.5
18	2'09.174 P	42.949	39.203	23.624	23.398	225.7		11	2'08.686 P	41.207	38.304	23.332*	25.843	228.5
11th 48 Ivan ORTOLÁ Angeluss MTA Team SPA Runs=3 Total laps=20 Full laps=15 Valid laps=9								12	8'53.120 *	42.863	38.831	23.421*	20.891	228.5
1	2'48.300	39.597	42.456	25.204	21.531	228.5		13	2'03.353	41.283	38.165	23.157	20.748	230.7
2	2'06.662 *	42.922	39.301*	23.353	21.086	231.5		14	2'03.498 *	41.675	38.187	23.077	20.559*	230.7
3	2'04.619 *	41.709	39.085	23.075	20.750*	232.2		15	2'08.689 P	41.832	39.189*	23.527	24.141	229.2
4	2'04.158	41.549	38.624	23.134	20.851	230.0		16	6'43.175 *	37.037	38.252*	22.848	20.426*	229.2
5	2'05.687 *	42.661	38.769*	23.634	20.623*	229.2		17	2'01.629	40.920	37.658	22.730	20.321	229.2
6	2'03.970 *	41.596	38.520	23.259	20.595*	228.5		18	2'01.771	40.773	37.802	22.761	20.435	230.0
7	2'03.790	41.384	38.511	23.263	20.632	227.8	19	2'01.740 *	40.856	37.788	22.781*	20.315	229.2	
8	2'03.986	41.387	38.623	23.282	20.694	227.8	14th 63 Syarifuddin AZMAN MT Helmets - MSI MAL Runs=3 Total laps=18 Full laps=13 Valid laps=9							
9	2'06.273 *	41.946	40.399	23.083	20.845*	225.7	1	2'35.651	38.612	40.797	24.255	20.955	233.0	
10	2'05.797 *	41.506	40.486	23.089	20.716*	226.4	2	2'05.099 *	42.044	38.559*	23.708	20.788	227.8	
11	2'03.585	41.282	38.423	23.351	20.529	229.2	3	2'04.316 *	41.590	38.433*	23.528	20.765	226.4	
12	2'08.403 P	41.987	39.379	24.297	22.740	223.6	4	2'05.580 *	41.384	38.564	23.668	21.964*	227.1	
13	7'16.253 *	39.459	38.634*	23.507*	21.146	224.2	5	2'04.739 *	41.417	38.647	23.673	21.002*	226.4	
14	2'03.984	42.365	38.287	22.778	20.554	230.0	6	2'04.108	41.335	38.366	23.551	20.856	225.7	
15	2'02.683	41.130	38.213	22.892	20.448	229.2	7	2'04.200	41.560	38.336	23.481	20.823	224.2	
16	2'09.042 P	43.344	38.810	23.352	23.536	226.4	8	2'03.461	41.312	38.171	23.239	20.739	225.7	
17	6'03.110 *	36.412	38.044*	22.623	20.178*	227.1	9	2'04.404 P	41.325	38.277	23.257	21.545	225.0	
18	2'07.324	41.078	37.671	28.285	20.290	228.5	10	11'25.871	37.287	38.620	23.431	20.720	224.2	
19	2'01.482	40.857	37.640	22.682	20.303	227.8	11	2'03.692	41.541	38.247	23.328	20.576	225.7	
20	2'02.628	40.928	37.830	22.771	21.099	227.8	12	2'03.145	41.124	38.161	23.277	20.583	229.2	
12th 38 David SALVADOR CIP Green Power SPA Runs=3 Total laps=19 Full laps=14 Valid laps=10							13	2'03.166	41.021	38.177	23.307	20.661	227.8	
1	2'48.562	38.780	40.766	24.372	21.549	230.7	14	2'05.497 P	41.117	38.371	23.263	22.746	228.5	
2	2'05.602	41.950	39.144	23.685	20.823	230.7	15	6'23.438 *	37.943	38.548	23.206	20.440*	225.7	
3	2'03.837 *	41.520	38.514*	23.277	20.526*	228.5	16	2'02.371	41.103	37.888	23.009	20.371	226.4	
4	2'03.056	41.359	38.108	23.028	20.561	229.2	17	2'01.662	40.892	37.553	22.848	20.369	231.5	
5	2'03.007	41.275	38.364	22.939	20.429	231.5	18	2'01.781	40.754	37.825	22.884	20.318	228.5	
6	2'03.087	41.258	38.286	22.995	20.548	231.5	15th 43 Xavier ARTIGAS CFMOTO Racing Pru SPA Runs=2 Total laps=17 Full laps=14 Valid laps=13							
7	2'03.624 *	41.342	38.319	23.177	20.786*	233.0	1	3'14.992	38.996	41.345	24.139	21.201	228.5	
8	2'05.279	42.632	39.393	22.734	20.520	198.8	2	2'06.537	41.981	39.532	23.550	21.474	229.2	
9	2'03.027	41.388	38.314	22.864	20.461	230.7	3	2'04.486	41.730	38.733	23.315	20.708	233.0	
10	2'03.303	41.450	37.959	23.009	20.885	229.2	4	2'04.719	41.699	38.959	23.316	20.745	233.0	
11	2'06.575 P	41.448	38.203	23.143*	23.781	229.2	5	2'04.096	41.496	38.749	23.129	20.722	228.5	
12	9'16.056	40.301	39.497	22.962	20.713	220.1	6	2'08.043	41.888	40.149	25.260	20.746	227.8	
13	2'03.874 *	41.624	38.308*	23.442	20.500	227.1	7	2'02.929	41.194	38.342	22.891	20.502	229.2	
14	2'02.964	41.398	38.074	23.001	20.491	227.8	8	2'02.797	41.117	38.394	22.725	20.561	232.2	
15	2'02.153	40.942	37.929	22.828	20.454	231.5	9	2'02.564	40.970	38.309	22.719	20.566	235.2	
16	2'05.340 P	42.547	38.047	23.046	21.700	227.1	10	2'02.693	40.998	38.474	22.645	20.576	235.2	
17	6'50.126 *	48.356	38.406*	23.087	20.477*	220.1								
18	2'01.827 *	41.055	37.826*	22.683	20.263	228.5								
19	2'01.532	40.877	37.665	22.683	20.307	229.2								

Fastest Lap: Jaume MASIA Leopard Racing SPA **2'00.324** 40.493 37.284 22.341 20.206

These data/results cannot be reproduced, stored and/or transmitted in whole or in part by any manner of electronic, mechanical, photocopying, recording, broadcasting or otherwise now known or herein after developed without the previous express consent by the copyright owner, except for reproduction in daily press and regular printed publications on sale to the public within 60 days of the event related to those data/results and always provided that copyright symbol appears together as follows below.
© DORNA, 2023

Official MotoGP Timing by TISSOT
www.motogp.com

Greater Noida, Friday, September 22, 2023

Page 3 of 6



Practice Nr. 1

Moto3

Lap	Lap Time		T1	T2	T3	T4	Speed	Lap	Lap Time		T1	T2	T3	T4	Speed
11	2'06.222	P	41.064	38.371	22.898	23.889	232.2	3	2'05.980		42.044	39.004	23.474	21.458	225.0
12	17'48.661		39.166	38.711	23.314	20.390	227.8	4	2'07.940		42.091	39.046	25.536	21.267	223.6
13	2'01.881		41.029	37.855	22.724	20.273	228.5	5	2'04.150	*	41.562	38.609	23.324*	20.655	227.1
14	2'02.216	*	41.190	37.883	22.842*	20.301	229.2	6	2'04.403		41.588	39.231	23.049	20.535	227.1
15	2'01.700		40.792	37.785	22.875	20.248	229.2	7	2'04.675	*	41.648	38.697	23.027	21.303*	222.9
16	2'02.852		41.322	38.318	22.794	20.418	229.2	8	2'03.956		41.453	38.692	23.236	20.575	222.9
17	2'01.900		40.932	38.071	22.629	20.268	228.5	9	2'04.098		41.714	39.063	22.861	20.460	230.0

16th 53 Deniz ÖNCÜ Red Bull KTM Ajo TUR
Runs=2 Total laps=18 Full laps=15 Valid laps=5

1	5'24.432	*	38.353	40.258	24.070	21.287*	232.2
2	2'06.529		42.476	39.126	24.124	20.803	230.7
3	2'04.841	*	41.252	38.468*	23.953*	21.168*	231.5
4	2'03.113		41.246	38.444	22.954	20.469	233.7
5	2'03.338	*	40.975	37.934	23.229*	21.200	234.5
6	2'02.246		40.710	38.299	22.958	20.279	236.8
7	2'03.103	*	41.139	38.426*	22.868	20.670	227.8
8	2'03.319		41.554	38.391	22.736	20.638	229.2
9	2'02.528	*	41.141	38.151	22.624	20.612*	233.0
10	2'02.137	*	41.102	38.091*	22.654*	20.290	232.2
11	2'02.028	*	41.153	37.986	22.612*	20.277	228.5
12	2'04.929	P	41.478	38.259	22.977	22.215	226.4
13	12'02.526		39.099	38.302	22.754	20.497	229.2
14	2'01.646	*	40.892	37.817	22.699*	20.238*	230.0
15	2'01.708		41.107	37.723	22.502	20.376	228.5
16	2'01.434	*	41.089	37.779	22.401*	20.165	228.5
17	2'01.430	*	40.807	37.711	22.699	20.213*	229.2
18	2'01.426	*	41.052	37.683	22.491*	20.200*	228.5

17th 80 David ALONSO Gaviota GASGAS Asp COL
Runs=4 Total laps=20 Full laps=13 Valid laps=9

1	2'40.633		40.464	43.566	25.330	21.991	236.8
2	2'09.123		43.875	40.203	23.928	21.117	230.7
3	2'05.709	*	41.906	39.543	23.469	20.791*	230.0
4	2'04.064	*	41.467	38.920	23.046*	20.631	230.0
5	2'03.304	*	41.268	38.594	22.811*	20.631	230.7
6	2'03.132		41.078	38.522	22.955	20.577	233.7
7	2'07.149		44.222	39.277	22.939	20.711	220.1
8	2'02.546		41.132	38.272	22.723	20.419	229.2
9	2'03.234		41.295	38.455	22.892	20.592	227.1
10	2'05.421		41.191	38.267	25.305	20.658	227.8
11	2'02.108		41.156	37.856	22.692	20.404	229.2
12	2'03.021		40.963	38.689	22.980	20.389	227.8
13	2'05.207	P	41.106	38.119	22.824*	23.158	227.8
14	7'35.636	*	37.312	38.768	23.022	20.601*	227.8
15	2'01.882		40.983	37.792	22.701	20.406	230.0
16	2'04.594	P	40.915	37.819	22.905	22.955	230.7
17	4'27.103		38.017	38.133	22.544	20.340	227.8
18	2'33.135	P	40.680	37.644	52.353	22.458	228.5
19	3'30.556	*	39.338	38.797	23.138*	20.591*	224.2
20	2'02.273	*	41.077	38.088	22.736*	20.372	225.0

18th 6 Ryusei YAMANAKA Gaviota GASGAS Asp JPN
Runs=3 Total laps=19 Full laps=14 Valid laps=12

1	2'36.775		40.814	42.448	24.392	21.025	215.5
2	2'07.532		42.696	39.946	23.926	20.964	225.7

10	2'02.969		41.380	38.276	22.791	20.522	233.0
11	2'08.832	P	41.469	38.927	23.434	25.002	231.5
12	10'19.284		41.630	39.221	23.727	20.694	225.0
13	2'04.615		41.633	38.596	23.256	21.130	227.1
14	2'04.475		41.528	38.422	23.175	21.350	227.1
15	2'05.985	P	41.512	38.347	23.003*	23.123	226.4
16	5'39.514		41.317	39.442	24.460	22.119	218.8
17	2'03.304		41.296	38.137	23.339	20.532	225.0
18	2'01.938		40.926	37.747	22.969	20.296	227.1
19	2'01.987		41.256	37.751	22.589	20.391	227.1

19th 7 Filippo FARIOLI Red Bull KTM Tech3 ITA
Runs=2 Total laps=22 Full laps=19 Valid laps=11

1	2'20.610		38.081	41.170	24.224	21.045	223.6
2	2'04.902	*	41.933	38.863	23.276*	20.830	226.4
3	2'04.180		41.725	38.774	22.947	20.734	223.6
4	2'03.262		41.404	38.550	22.820	20.488	224.2
5	2'02.721		41.331	38.098	22.843	20.449	225.0
6	2'03.538	*	41.387	38.568*	23.104	20.479*	222.9
7	2'02.481		41.145	38.172	22.687	20.477	225.0
8	2'02.833		41.229	38.224	22.919	20.461	222.9
9	2'02.687	*	41.269	38.197*	22.741*	20.480*	223.6
10	2'02.356		41.260	38.198	22.571	20.327	225.0
11	2'09.705	*	43.394	40.996*	23.975*	21.340	195.1
12	2'05.264	P	42.485	38.244	22.932	21.603	222.2
13	7'29.591	*	36.259	38.547*	23.157	20.446*	225.7
14	2'04.388	*	43.013	38.247	22.758	20.370*	225.7
15	2'02.730	*	41.168	38.428*	22.775	20.359	226.4
16	2'02.603		41.081	38.259	23.001	20.262	227.1
17	2'02.387	*	41.113	38.010*	22.880	20.384*	225.7
18	2'02.202		41.109	38.005	22.779	20.309	225.0
19	2'02.212	*	41.107	37.892*	22.863	20.350*	225.7
20	2'02.183		41.181	38.057	22.612	20.333	225.0
21	2'16.973		44.244	43.538	27.766	21.425	189.9
22	2'02.102		41.069	37.971	22.726	20.336	227.1

20th 24 Tatsuki SUZUKI Leopard Racing JPN
Runs=3 Total laps=17 Full laps=12 Valid laps=2

1	4'54.007	*	38.531	40.512*	23.799*	21.214*	236.8
2	2'07.922		44.989	39.008	22.849	21.076	235.2
3	2'04.347	*	41.772	38.759	23.188	20.628*	235.2
4	2'06.955	*	44.73*	38.595	22.922	20.701*	234.5
5	2'04.069	*	41.470	38.277*	23.462*	20.860	236.8
6	2'03.164	*	41.432	38.245	23.006*	20.481	233.7
7	2'09.947	*	46.315	39.509	23.132	20.991*	217.5
8	2'03.132	*	41.157	38.527	23.018	20.430*	234.5
9	2'08.358	*	43.038	41.805*	22.778	20.737*	196.1
10	2'06.657	P	41.325	38.388	23.073*	23.871	230.7
11	10'46.786	*	40.690	38.736	23.301	20.729*	225.7

Fastest Lap: Jaume MASIA Leopard Racing SPA **2'00.324** 40.493 37.284 22.341 20.206

These data/results cannot be reproduced, stored and/or transmitted in whole or in part by any manner of electronic, mechanical, photocopying, recording, broadcasting or otherwise now known or herein after developed without the previous express consent by the copyright owner, except for reproduction in daily press and regular printed publications on sale to the public within 60 days of the event related to those data/results and always provided that copyright symbol appears together as follows below.
© DORNA, 2023

Practice Nr. 1

Moto3

Lap	Lap Time	T1	T2	T3	T4	Speed	Lap	Lap Time	T1	T2	T3	T4	Speed
12	2'02.107	40.758	38.101	22.768	20.480	233.0	3	4'23.612 *	38.356	39.926	23.112*	20.661	229.2
13	2'16.259 *	46.111	45.501	24.166	20.481*	177.3	4	2'04.875	41.782	38.563	23.692	20.838	230.7
14	2'11.349 P	41.163	38.217	26.088	25.881	232.2	5	2'05.167	43.142	38.600	22.773	20.652	233.7
15	4'55.642 *	44.233	39.838	25.429*	20.613*	197.2	6	2'02.870	41.143	38.374	22.751	20.602	232.2
16	2'01.738 *	40.923	37.731	22.679	20.405*	232.2	7	2'03.119	41.214	38.097	23.180	20.628	230.7
17	2'10.043 *	46.142	40.078	23.252	20.571*	190.9	8	2'02.662	41.098	38.198	22.945	20.421	230.7

21st 19 Scott OGDEN VisionTrack Racing T GBR
 Runs=3 Total laps=20 Full laps=14 Valid laps=10

1	2'39.294	40.314	43.414	24.758	21.547	229.2
2	2'07.977	43.004	40.175	23.869	20.929	228.5
3	2'05.311 *	41.903	39.300	23.148*	20.960*	227.1
4	2'04.772	41.942	38.675	23.154	21.001	231.5
5	2'04.144	41.483	38.642	23.306	20.713	227.8
6	2'06.596 *	41.936	41.403	22.892	20.365*	222.9
7	2'03.262	41.252	38.530	22.689	20.791	227.8
8	2'08.939 P	42.353	38.452	22.855	25.279	227.1
9	4'43.226	39.315	38.733	23.071	20.742	225.7
10	2'03.931 *	41.696	38.589	23.077*	20.569	225.7
11	2'03.363	41.475	38.554	22.894	20.440	225.7
12	2'02.846	41.354	38.327	22.793	20.372	226.4
13	2'02.805	41.404	38.173	22.659	20.569	225.0
14	2'02.783	41.295	38.145	22.868	20.475	225.7
15	2'02.438	41.260	38.035	22.670	20.473	226.4
16	2'08.005 P	43.114	39.593	23.569	21.729	223.6
17	7'36.565 *	39.040	40.981	23.274	21.391*	223.6
18	2'02.126 *	41.055	38.037	22.727*	20.307	227.1
19	2'03.382	42.529	37.950	22.658	20.245	230.7
20	2'06.087 P	41.432	38.230	22.951	23.474	227.1

22nd 70 Joshua WHATLEY VisionTrack Racing T GBR
 Runs=3 Total laps=19 Full laps=14 Valid laps=11

1	2'43.101	42.081	42.051	25.144	21.730	216.2
2	2'11.456	45.896	40.632	23.993	20.935	229.2
3	2'04.845	42.009	39.046	23.165	20.625	226.4
4	2'04.637 *	41.875	38.878	23.035	20.849*	230.0
5	2'03.961	41.700	38.793	22.930	20.538	224.2
6	2'03.392	41.604	38.394	22.801	20.593	224.2
7	2'08.642	45.221	39.812	23.029	20.580	209.3
8	2'02.762 *	41.281	38.228	22.810*	20.443	226.4
9	2'06.369	41.272	40.859	23.128	21.110	225.7
10	2'02.865	41.286	38.222	22.934	20.423	226.4
11	2'14.987 P	48.361	40.036	23.411	23.179	222.2
12	10'48.621 *	48.586	39.227	23.443	20.743*	208.0
13	2'02.653	41.245	38.091	22.918	20.399	225.7
14	2'07.523	41.370	42.497	23.256	20.400	223.6
15	2'03.006	41.308	38.328	22.865	20.505	225.0
16	2'18.063 P	51.766	40.461	23.751	22.085	217.5
17	2'54.075 *	54.188	40.843	24.869*	20.729*	188.9
18	2'02.538	41.334	38.184	22.740	20.280	225.0
19	2'12.343 *	46.497	42.086	22.815*	20.945*	192.0

23rd 44 David MUÑOZ BOE Motorsports SPA
 Runs=3 Total laps=16 Full laps=10 Valid laps=6

1	4'55.462 *	42.308	41.365	24.383*	21.648	229.2
2	2'06.493 P	42.330	39.251	23.402	21.510	231.5

24th 72 Taiyo FURUSATO Honda Team Asia JPN
 Runs=2 Total laps=13 Full laps=10 Valid laps=3

1	3'18.280	39.670	40.720	30.435	21.302	226.4
2	2'07.948 *	42.202	39.298	23.764*	22.684*	230.7
3	2'05.142 *	41.876	38.945	23.510*	20.811	230.0
4	2'03.897 *	41.285	38.223	23.447*	20.942	231.5
5	2'03.541	41.396	38.303	23.256	20.586	228.5
6	2'03.236 *	41.125	38.714	22.797*	20.600	228.5
7	2'03.074	40.911	38.543	23.031	20.589	231.5
8	2'02.698	41.121	38.123	22.870	20.584	229.2
9	2'04.317 *	41.728	38.609	22.960	21.020*	231.5
10	2'06.947 P	41.071	38.082	22.526	25.268	229.2
11	16'20.507 *	37.213	38.521	22.740	20.420*	225.7
12	2'02.649 *	41.299	38.206	22.780	20.364*	228.5
13	2'02.057 *	41.115	37.997	22.595	20.350*	227.1
	unfinished	41.034	37.655	22.639		226.4

25th 96 Daniel HOLGADO Red Bull KTM Tech3 SPA
 Runs=1 Total laps=11 Full laps=9 Valid laps=4

1	2'50.841	38.990	41.271	24.470	23.437	230.7
2	2'05.610 *	41.827	39.302	23.412*	21.069	236.8
3	2'03.675	41.472	38.522	23.095	20.586	236.0
4	2'09.471 *	41.038	39.620*	26.648	22.165	236.8
5	2'03.418 *	41.320	38.390	23.130	20.578*	231.5
6	2'03.328	41.310	38.208	23.089	20.721	230.7
7	2'03.082	41.518	38.212	22.818	20.534	231.5
8	2'02.572 *	41.130	38.162	22.672*	20.608	230.7
9	2'06.635	41.413	40.977	23.231	21.014	232.2
10	2'03.014 *	41.198	38.341	22.967	20.508*	230.7
11	2'18.938 P	49.222	42.096	23.755	23.865	221.5

26th 20 Lorenzo FELLON CIP Green Power FRA
 Runs=3 Total laps=18 Full laps=13 Valid laps=8

1	2'48.903	38.252	42.080	24.995	22.171	227.1
2	2'07.378 *	42.781	39.788	23.685*	21.124	230.7
3	2'05.512	41.851	39.433	23.235	20.993	233.7
4	2'05.324	41.976	39.233	23.046	21.069	228.5
5	2'05.271 *	42.050	39.288	23.227	20.706*	230.0
6	2'04.767	42.066	38.646	23.259	20.796	227.1
7	2'04.303 *	41.846	38.410	23.365	20.682*	231.5
8	2'03.937 *	41.699	38.449	23.074*	20.715	227.1

Fastest Lap: Jaume MASIA Leopard Racing SPA **2'00.324** 40.493 37.284 22.341 20.206

These data/results cannot be reproduced, stored and/or transmitted in whole or in part by any manner of electronic, mechanical, photocopying, recording, broadcasting or otherwise now known or herein after developed without the previous express consent by the copyright owner, except for reproduction in daily press and regular printed publications on sale to the public within 60 days of the event related to those data/results and always provided that copyright symbol appears together as follows below.
 © DORNA, 2023



Practice Nr. 1

Moto3

Lap	Lap Time	T1	T2	T3	T4	Speed	Lap	Lap Time	T1	T2	T3	T4	Speed
9	2'04.113	41.758	38.731	22.980	20.644	227.1	3	2'07.384	42.749	39.740	23.821	21.074	228.5
10	2'03.105	41.481	38.195	22.782	20.647	228.5	4	2'06.022 *	42.052	39.377	23.472	21.121*	225.7
11	2'06.560 P	41.785	38.468*	23.600	22.707	225.0	5	2'08.845 *	44.912	39.904	23.171	20.858*	223.6
12	11'06.480 *	39.564	38.615	23.020	20.732*	225.7	6	2'05.408 *	42.177	39.102	23.195*	20.934*	230.7
13	2'04.016	41.766	38.478	23.230	20.542	227.1	7	2'05.867	42.099	39.306	23.345	21.117	226.4
14	2'04.961	41.684	38.606	24.178	20.493	227.1	8	2'05.478	41.710	39.295	23.471	21.002	228.5
15	2'03.485	41.448	38.398	23.003	20.636	227.8	9	2'04.874	41.685	39.127	22.985	21.077	225.0
16	2'05.343 P	41.805	38.295	23.105*	22.138	225.7	10	2'08.092 P	41.971	39.116	23.403	23.602	222.9
17	5'07.490 *	37.831	40.235	23.999	20.616*	205.7	11	23'51.548 *	40.460	38.914	22.966	24.395*	225.7
18	2'03.903 *	42.276	38.450	22.847	20.330*	232.2	12	2'07.729	41.803	38.655	23.599	23.672	222.9
							13	2'06.042 *	43.115	39.084	23.189	20.654*	213.6
							14	2'03.111 *	41.258	38.250	22.909*	20.694	226.4

27th 64 Mario AJI Honda Team Asia INA
Runs=2 Total laps=19 Full laps=16 Valid laps=6

1	2'49.381	39.744	42.710	25.796	22.057	220.8
2	2'09.815 *	43.360	41.007	24.123	21.325*	225.7
3	2'06.527 *	42.264	39.679	23.722	20.862*	224.2
4	2'06.136	42.159	39.504	23.645	20.828	223.6
5	2'04.185	41.620	38.651	23.141	20.773	223.6
6	2'03.905 *	41.548	38.697	22.887	20.773*	224.2
7	2'03.827	41.628	38.674	22.765	20.760	225.0
8	2'06.997 *	41.963	40.968	23.188	20.878*	222.2
9	2'03.260 *	41.429	38.459	22.721	20.651*	225.0
10	2'12.016 P	44.228	39.025*	23.340	25.423	218.8
11	13'20.494 *	38.770	42.545	22.898	20.977*	218.8
12	2'06.603 *	42.999	40.006	22.949*	20.649	221.5
13	2'03.548	41.642	38.336	22.873	20.697	223.6
14	2'04.564 *	41.767	38.886	23.121*	20.790	220.8
15	2'04.151	41.916	38.426	23.063	20.746	219.5
16	2'09.895 *	41.79*	38.672	23.978*	25.447*	218.8
17	2'09.173	43.783	40.871	23.475	21.044	208.6
18	2'03.688 *	41.540	38.484*	22.918	20.746	221.5
19	2'03.025 *	41.43*	38.325	22.667*	20.594	222.9

30th 3 Kadai Yaseen AHA Petronas MIE/MLav R IND
Runs=2 Total laps=14 Full laps=11 Valid laps=10

1	3'02.194	45.361	44.238	26.623	22.821	209.3
2	2'14.650	45.088	42.590	25.345	21.627	208.0
3	2'09.724	43.661	40.594	24.152	21.317	214.2
4	2'10.315	43.204	40.741	24.866	21.504	211.1
5	2'10.143	43.645	40.684	24.488	21.326	212.3
6	2'10.205	44.152	40.712	23.996	21.345	209.9
7	2'11.921	44.433	41.550	24.647	21.291	194.0
8	2'10.695	43.809	41.085	24.124	21.677	206.3
9	2'33.873 P	50.120	42.737	33.109	27.907	180.4
10	21'17.284 *	41.449	41.884*	24.331	21.768	208.6
11	2'10.366 *	43.760	40.399	24.576	21.631*	211.1
12	2'10.147	43.942	40.366	24.252	21.587	208.6
13	2'08.891	43.286	40.348	23.943	21.314	208.6
14	2'08.281	43.019	39.974	24.066	21.222	212.3

28th 57 Danial SHAHRIL Petronas MIE/MLav R MAL
Runs=3 Total laps=16 Full laps=11 Valid laps=7

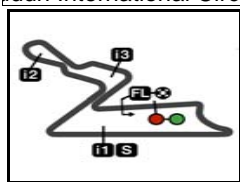
1	2'51.160	41.673	41.881	24.496	21.853	220.1
2	2'07.853 *	42.579	40.344	23.799	21.131*	222.2
3	2'09.512 *	44.978	39.753	23.754*	21.027	217.5
4	2'06.356 *	42.374	39.395	23.747*	20.840	217.5
5	2'06.143 *	42.086	39.552	23.673*	20.832	216.8
6	2'05.866	42.146	39.345	23.616	20.759	216.8
7	2'05.557	41.970	39.349	23.535	20.703	218.1
8	2'11.799 P	45.156	39.410	23.800	23.433	219.5
9	10'21.229	45.657	39.681	23.505	21.214	216.2
10	2'05.510	42.289	39.088	23.434	20.699	214.9
11	2'05.356	42.164	39.103	23.414	20.675	214.9
12	2'05.027	42.117	38.800	23.267	20.843	215.5
13	2'07.734 P	42.252	39.199	23.823	22.460	217.5
14	9'32.798 *	42.831	46.263	24.304*	24.379*	214.9
15	2'04.486	41.764	38.747	23.282	20.693	220.1
16	2'04.652	41.966	38.808	23.163	20.715	214.9

29th 22 Ana CARRASCO BOE Motorsports SPA
Runs=2 Total laps=14 Full laps=11 Valid laps=6

1	2'41.880	42.120	45.140	26.147	22.278	217.5
2	2'08.657	42.815	40.408	23.988	21.446	230.7

Fastest Lap: Jaume MASIA Leopard Racing SPA **2'00.324** 40.493 37.284 22.341 20.206

These data/results cannot be reproduced, stored and/or transmitted in whole or in part by any manner of electronic, mechanical, photocopying, recording, broadcasting or otherwise now known or herein after developed without the previous express consent by the copyright owner, except for reproduction in daily press and regular printed publications on sale to the public within 60 days of the event related to those data/results and always provided that copyright symbol appears together as follows below.
© DORNA, 2023



5010 m.

IndianOil GRAND PRIX OF INDIA

Practice Nr. 1

Best Partial Times

Moto3™

IT Ideal Lap Time, sum of the best partial times

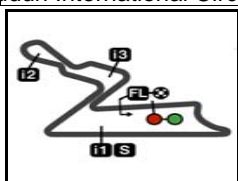
BT Best Lap Time

T1		T2		T3		T4				IT	BT	
Pos	Rider	Time	Rider	Time	Rider	Time	Rider	Time	Pos	Rider	IT	BT
1	J.MASIA	40.401	J.MASIA	37.258	S.NEPA	22.245	J.MASIA	20.030	1	J.MASIA	2'00.030	2'00.324 (1)
2	D.MOREIRA	40.419	D.MOREIRA	37.418	C.VEIJER	22.285	J.RUEDA	20.118	2	D.MOREIRA	2'00.431	2'00.465 (2)
3	R.FENATI	40.508	J.KELSO	37.427	J.RUEDA	22.340	S.NEPA	20.135	3	S.NEPA	2'00.584	2'00.615 (3)
4	M.BERTELLE	40.568	M.BERTELLE	37.520	J.MASIA	22.341	D.MOREIRA	20.136	4	R.FENATI	2'00.637	2'00.687 (5)
5	J.RUEDA	40.630	C.VEIJER	37.524	R.FENATI	22.389	C.VEIJER	20.145	5	M.BERTELLE	2'00.664	2'00.664 (4)
6	S.NEPA	40.645	S.AZMAN	37.553	M.BERTELLE	22.413	M.BERTELLE	20.163	6	C.VEIJER	2'00.673	2'00.777 (6)
7	A.SASAKI	40.680	S.NEPA	37.559	D.MOREIRA	22.458	D.ÖNCÜ	20.165	7	J.RUEDA	2'00.715	2'01.060 (8)
8	D.ALONSO	40.680	R.FENATI	37.560	J.KELSO	22.470	J.KELSO	20.167	8	J.KELSO	2'00.808	2'00.950 (7)
9	ÖNCÜ	40.710	A.SASAKI	37.602	D.ÖNCÜ	22.502	R.FENATI	20.180	9	D.ÖNCÜ	2'01.060	2'01.708 (16)
10	R.ROSSI	40.719	J.RUEDA	37.627	T.FURUSATO	22.526	S.OGDEN	20.245	10	D.ALONSO	2'01.208	2'01.882 (17)
11	C.VEIJER	40.719	I.ORTOLÁ	37.640	D.ALONSO	22.544	X.ARTIGAS	20.248	11	A.SASAKI	2'01.247	2'01.383 (10)
12	J.KELSO	40.744	D.ALONSO	37.644	R.ROSSI	22.556	F.FARIOLI	20.262	12	R.ROSSI	2'01.335	2'01.373 (9)
13	AZMAN	40.754	T.FURUSATO	37.655	F.FARIOLI	22.571	D.SALVADOR	20.263	13	I.ORTOLÁ	2'01.410	2'01.482 (11)
14	T.SUZUKI	40.758	K.TOBA	37.658	R.YAMANAKA	22.589	R.ROSSI	20.279	14	X.ARTIGAS	2'01.454	2'01.700 (15)
15	K.TOBA	40.773	D.SALVADOR	37.665	I.ORTOLÁ	22.623	J.WHATLEY	20.280	15	S.AZMAN	2'01.473	2'01.662 (14)
16	X.ARTIGAS	40.792	D.ÖNCÜ	37.683	A.SASAKI	22.623	I.ORTOLÁ	20.290	16	K.TOBA	2'01.476	2'01.629 (13)
17	I.ORTOLÁ	40.857	T.SUZUKI	37.731	X.ARTIGAS	22.629	R.YAMANAKA	20.296	17	D.SALVADOR	2'01.488	2'01.532 (12)
18	D.SALVADOR	40.877	R.YAMANAKA	37.747	S.OGDEN	22.658	K.TOBA	20.315	18	R.YAMANAKA	2'01.558	2'01.938 (18)
19	T.FURUSATO	40.911	R.ROSSI	37.781	T.SUZUKI	22.679	S.AZMAN	20.318	19	T.SUZUKI	2'01.648	2'02.107 (20)
20	R.YAMANAKA	40.926	X.ARTIGAS	37.785	D.SALVADOR	22.683	D.ALONSO	20.340	20	T.FURUSATO	2'01.676	2'02.698 (24)
21	D.HOLGADO	41.038	D.MUÑOZ	37.852	M.AJI	22.721	A.SASAKI	20.342	21	F.FARIOLI	2'01.873	2'02.102 (19)
22	D.MUÑOZ	41.048	S.OGDEN	37.950	K.TOBA	22.730	D.MUÑOZ	20.421	22	S.OGDEN	2'01.908	2'02.438 (21)
23	S.OGDEN	41.055	F.FARIOLI	37.971	J.WHATLEY	22.740	T.SUZUKI	20.480	23	D.MUÑOZ	2'02.072	2'02.662 (23)
24	F.FARIOLI	41.069	J.WHATLEY	38.091	D.MUÑOZ	22.751	L.FELLON	20.493	24	J.WHATLEY	2'02.356	2'02.538 (22)

These data/results cannot be reproduced, stored and/or transmitted in whole or in part by any manner of electronic, mechanical, photocopying, recording, broadcasting or otherwise now known or herein after developed without the previous express consent by the copyright owner, except for reproduction in daily press and regular printed publications on sale to the public within 60 days of the event related to those data/results and always provided that copyright symbol appears together as follows below.
© DORNA, 2023

Official MotoGP Timing by TISSOT
www.motogp.com





5010 m.

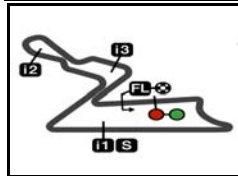
IndianOil GRAND PRIX OF INDIA**Practice Nr. 1****Best Partial Times****Moto3™***IT* Ideal Lap Time, sum of the best partial times*BT* Best Lap Time

T1		T2		T3		T4				<i>IT</i>	<i>BT</i>	
<i>Pos</i>	<i>Rider</i>	<i>Time</i>	<i>Rider</i>	<i>Time</i>	<i>Rider</i>	<i>Time</i>	<i>Rider</i>	<i>Time</i>	<i>Pos</i>	<i>Rider</i>		
25	J.WHATLEY	41.245	D.HOLGADO	38.162	L.FELLON	22.782	D.HOLGADO	20.534	25	D.HOLGADO	2'02.552	2'03.082 (25)
26	A.CARRASCO	41.258	L.FELLON	38.195	D.HOLGADO	22.818	T.FURUSATO	20.584	26	L.FELLON	2'02.918	2'03.105 (26)
27	M.AJI	41.429	A.CARRASCO	38.250	S.AZMAN	22.848	M.AJI	20.594	27	M.AJI	2'03.069	2'03.548 (27)
28	L.FELLON	41.448	M.AJI	38.325	A.CARRASCO	22.966	D.SHAHRIL	20.675	28	A.CARRASCO	2'03.168	2'04.874 (29)
29	D.SHAHRIL	41.764	D.SHAHRIL	38.747	D.SHAHRIL	23.163	A.CARRASCO	20.694	29	D.SHAHRIL	2'04.349	2'04.486 (28)
30	K.AHAMED	43.019	K.AHAMED	39.974	K.AHAMED	23.943	K.AHAMED	21.222	30	K.AHAMED	2'08.158	(-1)

These data/results cannot be reproduced, stored and/or transmitted in whole or in part by any manner of electronic, mechanical, photocopying, recording, broadcasting or otherwise now known or herein after developed without the previous express consent by the copyright owner, except for reproduction in daily press and regular printed publications on sale to the public within 60 days of the event related to those data/results and always provided that copyright symbol appears together as follows below.
© DORNA, 2023

Official MotoGP Timing by **TISSOT**
www.motogp.com






5010 m.

IndianOil GRAND PRIX OF INDIA

Practice Nr. 1

Fastest Laps Sequence

<i>Practice Time</i>	 <i>Rider</i>	<i>Nation</i>	<i>Motorcycle</i>	<i>Time</i>	<i>Km/h</i>	<i>Rider's Lap</i>
4'38.337	10 Diogo MOREIRA	BRA	KTM	2'04.732	144.5	2
6'29.692	7 Filippo FARIOLI	ITA	KTM	2'04.180	145.2	3
6'41.561	10 Diogo MOREIRA	BRA	KTM	2'03.224	146.3	3
8'43.895	10 Diogo MOREIRA	BRA	KTM	2'02.334	147.4	4
11'24.374	5 Jaume MASIA	SPA	HONDA	2'01.952	147.8	5
17'30.028	5 Jaume MASIA	SPA	HONDA	2'01.438	148.5	8
21'32.735	5 Jaume MASIA	SPA	HONDA	2'00.996	149.0	10
36'35.594	5 Jaume MASIA	SPA	HONDA	2'00.531	149.6	13
38'36.035	5 Jaume MASIA	SPA	HONDA	2'00.441	149.7	14
42'42.149	5 Jaume MASIA	SPA	HONDA	2'00.324	149.8	16

These data/results cannot be reproduced, stored and/or transmitted in whole or in part by any manner of electronic, mechanical, photocopying, recording, broadcasting or otherwise now known or herein after developed without the previous express consent by the copyright owner, except for reproduction in daily press and regular printed publications on sale to the public within 60 days of the event related to those data/results and always provided that copyright symbol appears together as follows below.

© DORNA, 2023

Official MotoGP Timing by TISSOT
www.motogp.com

Greater Noida, Friday, September 22, 2023

