

4226 m.

## GRAN PREMIO RED BULL DI SAN MARINO E DELLA RIVIERA

## Free Practice Nr. 2

## Classification

10

	Rider	Nation	Team	Motorcycle	Time	Lap Total	Gap	Top Speed
1	89 <b>Jorge MARTIN</b>	SPA	Prima Pramac Racing	DUCATI	<b>1'31.803</b>	16 16		<b>305.0</b>
2	51 <b>Michele PIRRO</b>	ITA	Aruba.it Racing	DUCATI	<b>1'32.169</b>	5 10	0.366 0.366	<b>296.7</b>
3	10 <b>Luca MARINI</b>	ITA	Mooney VR46 Racing Team	DUCATI	<b>1'32.208</b>	9 13	0.405 0.039	<b>300.0</b>
4	1 <b>Francesco BAGNAIA</b>	ITA	Ducati Lenovo Team	DUCATI	<b>1'32.227</b>	10 15	0.424 0.019	<b>300.0</b>
5	12 <b>Maverick VIÑALES</b>	SPA	Aprilia Racing	APRILIA	<b>1'32.246</b>	12 15	0.443 0.019	<b>299.1</b>
6	73 <b>Alex MARQUEZ</b>	SPA	Gresini Racing MotoGP	DUCATI	<b>1'32.277</b>	13 15	0.474 0.031	<b>300.0</b>
7	33 <b>Brad BINDER</b>	RSA	Red Bull KTM Factory Racing	KTM	<b>1'32.297</b>	15 16	0.494 0.020	<b>301.6</b>
8	93 <b>Marc MARQUEZ</b>	SPA	Repsol Honda Team	HONDA	<b>1'32.299</b>	12 15	0.496 0.002	<b>296.7</b>
9	88 <b>Miguel OLIVEIRA</b>	POR	CryptoDATA RNF MotoGP Team	APRILIA	<b>1'32.327</b>	12 14	0.524 0.028	<b>302.5</b>
10	25 <b>Raul FERNANDEZ</b>	SPA	CryptoDATA RNF MotoGP Team	APRILIA	<b>1'32.345</b>	9 9	0.542 0.018	<b>298.3</b>
11	49 <b>Fabio DI GIANNANTONIO</b>	ITA	Gresini Racing MotoGP	DUCATI	<b>1'32.354</b>	8 8	0.551 0.009	<b>297.5</b>
12	20 <b>Fabio QUARTARARO</b>	FRA	Monster Energy Yamaha MotoGP	YAMAHA	<b>1'32.367</b>	12 13	0.564 0.013	<b>297.5</b>
13	43 <b>Jack MILLER</b>	AUS	Red Bull KTM Factory Racing	KTM	<b>1'32.384</b>	14 14	0.581 0.017	<b>299.1</b>
14	26 <b>Dani PEDROSA</b>	SPA	Red Bull KTM Factory Racing	KTM	<b>1'32.457</b>	12 16	0.654 0.073	<b>303.3</b>
15	44 <b>Pol ESPARGARO</b>	SPA	GASGAS Factory Racing Tech3	KTM	<b>1'32.482</b>	7 12	0.679 0.025	<b>300.0</b>
16	37 <b>Augusto FERNANDEZ</b>	SPA	GASGAS Factory Racing Tech3	KTM	<b>1'32.492</b>	11 15	0.689 0.010	<b>296.7</b>
17	72 <b>Marco BEZZECCHI</b>	ITA	Mooney VR46 Racing Team	DUCATI	<b>1'32.507</b>	8 14	0.704 0.015	<b>302.5</b>
18	41 <b>Aleix ESPARGARO</b>	SPA	Aprilia Racing	APRILIA	<b>1'32.513</b>	8 13	0.710 0.006	<b>297.5</b>
19	5 <b>Johann ZARCO</b>	FRA	Prima Pramac Racing	DUCATI	<b>1'32.530</b>	8 14	0.727 0.017	<b>298.3</b>
20	30 <b>Takaaki NAKAGAMI</b>	JPN	LCR Honda IDEMITSU	HONDA	<b>1'32.709</b>	5 13	0.906 0.179	<b>299.1</b>
21	36 <b>Joan MIR</b>	SPA	Repsol Honda Team	HONDA	<b>1'32.832</b>	15 15	1.029 0.123	<b>297.5</b>
22	21 <b>Franco MORBIDELLI</b>	ITA	Monster Energy Yamaha MotoGP	YAMAHA	<b>1'33.003</b>	5 11	1.200 0.171	<b>297.5</b>
23	6 <b>Stefan BRADL</b>	GER	HRC Team	HONDA	<b>1'33.011</b>	5 13	1.208 0.008	<b>297.5</b>
24	7 <b>Takumi TAKAHASHI</b>	JPN	LCR Honda CASTROL	HONDA	<b>1'36.989</b>	12 12	5.186 3.978	<b>291.8</b>

Practice condition: Dry

Air: 26°

Humidity: 59%

Ground: 31°

<b>Fastest Lap:</b>	Lap: 16	<b>Jorge MARTIN</b>	<b>1'31.803</b>	165.7 Km/h
<b>Best Race Lap:</b>	2022	<b>Enea BASTIANINI</b>	<b>1'31.868</b>	165.6 Km/h
<b>All Time Lap Record:</b>	2023	<b>Marco BEZZECCHI</b>	<b>1'30.846</b>	167.4 Km/h

The results are provisional until the end of the limit for protest and appeals.

Time limit for protest expires 30' after publication of the results - ..... Time: .....

These data/results cannot be reproduced, stored and/or transmitted in whole or in part by any manner of electronic, mechanical, photocopying, recording, broadcasting or otherwise now known or herein after developed without the previous express consent by the copyright owner, except for reproduction in daily press and regular printed publications on sale to the public within 60 days of the event related to those data/results and always provided that copyright symbol appears together as follows below.

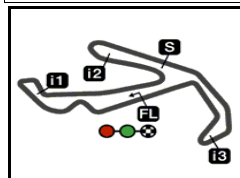
© DORNA, 2023

Official MotoGP Timing by TISSOT

www.motogp.com

Misano Adriatico, Saturday, September 09, 2023





4226 m.

## GRAN PREMIO RED BULL DI SAN MARINO E DELLA RIVIERA

## Free Practice Nr. 2

## Top Speed &amp; Average

12



Rider	Nation	Motorcycle	Top 5 speeds					Average	Top
89 <b>Jorge MARTIN</b>	SPA	DUCATI	305.0	301.6	300.8	300.8	300.0	301.6	<b>305.0</b>
26 <b>Dani PEDROSA</b>	SPA	KTM	303.3	303.3	303.3	302.5	301.6	302.6	<b>303.3</b>
72 <b>Marco BEZZECCHI</b>	ITA	DUCATI	302.5	302.5	301.6	301.6	300.8	301.8	<b>302.5</b>
88 <b>Miguel OLIVEIRA</b>	POR	APRILIA	302.5	301.6	301.6	300.0	300.0	301.1	<b>302.5</b>
33 <b>Brad BINDER</b>	RSA	KTM	301.6	300.8	300.8	300.0	300.0	300.6	<b>301.6</b>
1 <b>Francesco BAGNAIA</b>	ITA	DUCATI	300.0	300.0	300.0	298.3	298.3	299.2	<b>300.0</b>
10 <b>Luca MARINI</b>	ITA	DUCATI	300.0	300.0	299.1	298.3	298.3	299.0	<b>300.0</b>
44 <b>Po ESPARGARO</b>	SPA	KTM	300.0	299.1	298.3	298.3	298.3	298.8	<b>300.0</b>
73 <b>Alex MARQUEZ</b>	SPA	DUCATI	300.0	298.3	298.3	298.3	297.5	298.0	<b>300.0</b>
12 <b>Maverick VIÑALES</b>	SPA	APRILIA	299.1	298.3	298.3	297.5	297.5	298.0	<b>299.1</b>
30 <b>Takaaki NAKAGAMI</b>	JPN	HONDA	299.1	297.5	296.7	296.7	294.2	296.4	<b>299.1</b>
43 <b>Jack MILLER</b>	AUS	KTM	299.1	299.1	298.3	297.5	296.7	297.9	<b>299.1</b>
5 <b>Johann ZARCO</b>	FRA	DUCATI	298.3	298.3	298.3	298.3	298.3	298.3	<b>298.3</b>
25 <b>Raul FERNANDEZ</b>	SPA	APRILIA	298.3	297.5	296.7	296.7	295.0	296.8	<b>298.3</b>
6 <b>Stefan BRADL</b>	GER	HONDA	297.5	297.5	296.7	295.8	295.8	296.7	<b>297.5</b>
20 <b>Fabio QUARTARARO</b>	FRA	YAMAHA	297.5	296.7	295.8	295.8	295.8	296.3	<b>297.5</b>
21 <b>Franco MORBIDELLI</b>	ITA	YAMAHA	297.5	295.8	295.0	295.0	294.2	295.3	<b>297.5</b>
36 <b>Joan MIR</b>	SPA	HONDA	297.5	296.7	296.7	296.7	295.0	296.3	<b>297.5</b>
41 <b>Aleix ESPARGARO</b>	SPA	APRILIA	297.5	297.5	297.5	295.8	295.8	296.8	<b>297.5</b>
49 <b>Fabio DI GIANNANTONIO</b>	ITA	DUCATI	297.5	295.8	295.8	295.0	295.0	295.8	<b>297.5</b>
37 <b>Augusto FERNANDEZ</b>	SPA	KTM	296.7	296.7	295.0	294.2	293.4	294.5	<b>296.7</b>
51 <b>Michele PIRRO</b>	ITA	DUCATI	296.7	295.8	295.8	295.8	295.8	296.0	<b>296.7</b>
93 <b>Marc MARQUEZ</b>	SPA	HONDA	296.7	296.7	296.7	295.8	295.8	296.1	<b>296.7</b>
7 <b>Takumi TAKAHASHI</b>	JPN	HONDA	291.8	289.5	289.5	288.0	288.0	289.0	<b>291.8</b>

These data/results cannot be reproduced, stored and/or transmitted in whole or in part by any manner of electronic, mechanical, photocopying, recording, broadcasting or otherwise now known or herein after developed without the previous express consent by the copyright owner, except for reproduction in daily press and regular printed publications on sale to the public within 60 days of the event related to those data/results and always provided that copyright symbol appears together as follows below.

© DORNA, 2023

Official MotoGP Timing by TISSOT  
www.motogp.com



Misano Adriatico, Saturday, September 09, 2023

## GRAN PREMIO RED BULL DI SAN MARINO E DELLA RIVIERA

## Free Practice Nr. 2

## Chronological Analysis of Performances

13

\* Lap / Sector time cancelled

T1 Time from finish line to 1st intermediate

T3 Time from 2nd intermed. to 3rd intermed.

P Crossing the finish line in pit lane

T2 Time from 1st intermed. to 2nd intermed.

T4 Time from 3rd intermediate to finish line

\*\*Tyre data subject to further updates

Lap	Lap Time	T1	T2	T3	T4	Speed	Lap	Lap Time	T1	T2	T3	T4	Speed	
<b>1st</b>	<b>89</b>	<b>Jorge MARTIN</b> DUCATI SPA						<b>Run #</b>	<b>1</b>	<b>Front Tyre Slick-Hard Rear Tyre Slick-Soft</b>				
		Prima Pramac Racing								22 Laps at start				2 Laps at start
		Runs=2 Total laps=16 Full laps=13 Valid laps=6						1	2'11.915	35.678	22.874	31.024	21.888	290.3
<b>Run #</b>	<b>1</b>	<b>Front Tyre Slick-Medium</b>		<b>Rear Tyre Slick-Soft</b>			2	1'35.618 *	26.934	21.744	25.777	21.163*	298.3	
		New Tyre		4 Laps at start			3	<b>1'32.884</b>	26.152	20.748	25.142	20.842	300.0	
1	2'13.429	34.436	22.583	26.922	21.703	286.4	4	<b>1'32.677</b>	26.031	20.688	25.135	20.823	297.5	
2	1'36.154 *	26.860	21.180	26.299*	21.815*	295.0	5	1'39.646 P	34.179*	21.438	25.982	18.047	295.0	
3	1'33.503 *	26.382	20.896	25.323*	20.902	300.0	<b>Run #</b>	<b>2</b>	<b>Front Tyre Slick-Hard</b>		<b>Rear Tyre Slick-Soft</b>			
4	1'37.424 *	26.032	20.719	28.066*	22.607	299.1			6 Laps at start		4 Laps at start			
5	<b>1'32.910</b>	26.235	20.639	25.288	20.748	299.1	6	4'57.412 P	34.005					
6	1'32.470 *	25.972	20.514	25.214*	20.770	300.8	<b>Run #</b>	<b>3</b>	<b>Front Tyre Slick-Hard</b>		<b>Rear Tyre Slick-Soft</b>			
7	1'38.051 *	30.382	20.967	25.647*	21.055	294.2			27 Laps at start		7 Laps at start			
8	1'28.730 P	26.170	20.966	25.434	16.160	296.7	7	1'43.986	34.502	22.042	25.998	21.444	295.8	
<b>Run #</b>	<b>2</b>	<b>Front Tyre Slick-Hard</b>		<b>Rear Tyre Slick-Medium</b>			8	<b>1'33.016</b>	26.263	20.858	24.998	20.897	298.3	
		20 Laps at start		12 Laps at start			9	<b>1'32.208</b>	25.867	20.562	24.919	20.860	298.3	
9	1'45.737	35.453	21.785	27.131	21.368	295.8	10	<b>1'37.339</b>	26.036	24.430	25.767	21.106	294.2	
10	<b>1'32.768</b>	26.178	20.738	25.163	20.689	298.3	11	<b>1'32.446</b>	26.068	20.647	24.959	20.772	297.5	
11	<b>1'32.073</b>	25.890	20.464	25.127	20.592	298.3	12	<b>1'32.545</b>	25.912	20.549	25.069	21.015	299.1	
12	<b>1'32.061</b>	25.870	20.471	25.029	20.691	298.3	13	<b>1'32.267</b>	25.928	20.644	24.926	20.769	300.0	
13	<b>1'32.038</b>	25.847	20.497	25.022	20.672	299.1	<b>4th</b>	<b>1</b>	<b>Francesco BAGNAIA</b> DUCATI ITA					
14	1'40.244 *	29.385*	24.305	25.356	21.198	305.0			Ducati Lenovo Team					
15	1'34.390 *	25.836	20.672	24.960	22.922*	300.8			Runs=3 Total laps=15 Full laps=10 Valid laps=8					
16	<b>1'31.803</b>	25.738	20.490	25.009	20.566	301.6	<b>Run #</b>	<b>1</b>	<b>Front Tyre Slick-Hard</b>		<b>Rear Tyre Slick-Soft</b>			
<b>2nd</b>	<b>51</b>	<b>Michele PIRRO</b> DUCATI ITA								18 Laps at start		2 Laps at start		
		Aruba.it Racing						1	2'19.824	35.854	22.791	27.081	22.210	296.7
		Runs=2 Total laps=10 Full laps=7 Valid laps=4						2	1'31.127 P	26.892	20.889	25.606	17.740	298.3
<b>Run #</b>	<b>1</b>	<b>Front Tyre Slick-Hard</b>		<b>Rear Tyre Slick-Soft</b>			<b>Run #</b>	<b>2</b>	<b>Front Tyre Slick-Hard</b>		<b>Rear Tyre Slick-Soft</b>			
		12 Laps at start		5 Laps at start					6 Laps at start		4 Laps at start			
1	2'54.474	35.703	22.502	26.449	21.776	290.3	3	1'44.645	35.386	21.791	25.993	21.475	294.2	
2	1'34.406 *	26.591	21.041	25.638	21.136*	295.0	4	<b>1'33.619</b>	26.368	20.877	25.264	21.110	297.5	
3	1'33.437 *	26.271*	20.896*	25.464	20.806	295.8	5	1'35.066 *	26.016	20.904	26.204*	21.942	297.5	
4	<b>1'32.472</b>	26.037	20.675	25.168	20.592	296.7	6	<b>1'32.706</b>	26.037	20.681	25.215	20.773	300.0	
5	<b>1'32.169</b>	25.804	20.627	25.109	20.629	295.8	7	<b>1'32.250</b>	25.801	20.629	25.024	20.796	300.0	
6	1'34.978 P	25.947	20.603	30.425	18.003	276.2	8	<b>1'39.356</b>	27.388	21.763	27.696	22.509	276.9	
<b>Run #</b>	<b>2</b>	<b>Front Tyre Slick-Hard</b>		<b>Rear Tyre Slick-Soft</b>			9	<b>1'32.654</b>	26.066	20.676	25.085	20.827	297.5	
		12 Laps at start		5 Laps at start			10	<b>1'32.227</b>	25.879	20.512	25.064	20.772	298.3	
7	1'46.966	35.160	23.933	26.066	21.807	288.0	11	1'34.483 P	28.548*	21.719	27.264*	16.952	287.2	
8	1'33.699 *	26.400	20.901	25.255	21.143*	294.2	<b>Run #</b>	<b>3</b>	<b>Front Tyre Slick-Hard</b>		<b>Rear Tyre Slick-Soft</b>			
9	<b>1'32.951</b>	26.059	20.688	25.279	20.925	295.8			15 Laps at start		13 Laps at start			
10	<b>1'32.791</b>	26.030	20.687	25.123	20.951	295.8	12	1'46.681 *	34.919	24.679	25.819*	21.264	298.3	
	PIT	28.191	24.619	28.083	22.425	276.9	13	<b>1'36.118</b>	26.212	23.613	25.325	20.968	300.0	
<b>3rd</b>	<b>10</b>	<b>Luca MARINI</b> DUCATI ITA						14	<b>1'35.144</b>	28.251	20.978	25.061	20.854	296.7
		Mooney VR46 Racing Team						15	1'44.297 *	31.716*	23.132	27.076	22.373	282.7
		Runs=3 Total laps=13 Full laps=9 Valid laps=8												

**Fastest Lap:** Jorge MARTIN Prima Pramac Racing SPA **1'31.803** 25.738 20.490 25.009 20.566

These data/results cannot be reproduced, stored and/or transmitted in whole or in part by any manner of electronic, mechanical, photocopying, recording, broadcasting or otherwise now known or herein after developed without the previous express consent by the copyright owner, except for reproduction in daily press and regular printed publications on sale to the public within 60 days of the event related to those data/results and always provided that copyright symbol appears together as follows below.  
© DORNA, 2023





# Free Practice Nr. 2

MotoGP

Lap	Lap Time	T1	T2	T3	T4	Speed	Lap	Lap Time	T1	T2	T3	T4	Speed
13	1'36.502 *	25.931	20.622	27.418*	22.531	298.3	12	1'32.367	25.796	20.603	25.129	20.839	294.2
14	1'33.102	26.327	20.718	25.303	20.754	298.3	13	1'34.537	25.847	20.713	26.097	21.880	295.8
	PIT	29.089	21.617	26.707	17.684	277.6		PIT	25.863	22.271	26.581	17.161	284.9

**10th 25 Raul FERNANDEZ** APRILIA SPA  
CryptoDATA RNF MotoGP Team  
Runs=2 Total laps=9 Full laps=6 Valid laps=4

Run #	1	Front Tyre	Slick-Hard	Rear Tyre	Slick-Soft	Speed
		8 Laps at start		4 Laps at start		
1	2'35.097	34.784	22.130	26.271	21.349	291.1
2	1'34.112 *	26.326	20.867	25.552	21.367*	293.4
3	1'32.961	26.106	20.791	25.205	20.859	297.5
4	1'32.428	25.961	20.647	25.117	20.703	296.7
5	1'32.294 *	25.967	20.580	25.027	20.720*	298.3
6	11'39.971 P	25.930				

Run #	2	Front Tyre	Slick-Soft	Rear Tyre	Slick-Soft	Speed
		New Tyre		4 Laps at start		
7	1'48.280	36.086	23.074	27.630	21.490	293.4
8	1'33.768	26.466	20.947	25.235	21.120	295.0
9	1'32.345	26.059	20.504	25.082	20.700	296.7
	PIT	31.872	24.865	26.688	18.328	291.1

**11th 49 Fabio DI GIANNANTONI** DUCATI ITA  
Gresini Racing MotoGP  
Runs=2 Total laps=8 Full laps=5 Valid laps=5

Run #	1	Front Tyre	Slick-Hard	Rear Tyre	Slick-Soft	Speed
		8 Laps at start		4 Laps at start		
1	1'51.840	35.055	22.765	26.656	21.525	289.5
2	13'47.465 P	26.689	21.968	25.784*	12'33.024	291.8

Run #	2	Front Tyre	Slick-Soft	Rear Tyre	Slick-Soft	Speed
		New Tyre		New Tyre		
3	1'45.460	35.425	21.845	26.349	21.841	291.1
4	1'34.178	26.554	20.882	25.433	21.309	295.8
5	1'33.013	26.045	20.733	25.220	21.015	295.0
6	1'32.944	26.072	20.713	25.262	20.897	295.0
7	1'32.586	25.891	20.834	25.007	20.854	297.5
8	1'32.354	25.887	20.556	25.153	20.758	295.8
	PIT	29.304	22.027	27.039	18.046	291.1

**12th 20 Fabio QUARTARARO** YAMAHA FRA  
Monster Energy Yamaha MotoGP  
Runs=2 Total laps=13 Full laps=10 Valid laps=8

Run #	1	Front Tyre	Slick-Hard	Rear Tyre	Slick-Soft	Speed
		7 Laps at start		3 Laps at start		
1	1'46.828	34.531	22.413	26.354	22.012	291.8
2	1'34.142	26.557	21.097	25.320	21.168	295.0
3	1'32.713	26.023	20.815	25.052	20.823	295.8
4	1'32.546 *	25.960	20.749	25.064	20.773*	295.0
5	1'32.375	25.814	20.670	25.135	20.756	294.2
6	1'32.421 *	25.817	20.680	25.101	20.823*	297.5
7	1'32.498	25.857	20.810	25.088	20.743	295.8
8	1'32.384	25.855	20.685	25.089	20.755	296.7
9	1'35.963 P	30.140*	21.389	26.747	17.687	281.2

Run #	2	Front Tyre	Slick-Hard	Rear Tyre	Slick-Soft	Speed
		16 Laps at start		4 Laps at start		
10	1'43.753	34.935	21.616	25.894	21.308	293.4
11	1'33.074	26.133	21.045	25.143	20.753	295.0

**13th 43 Jack MILLER** KTM AUS  
Red Bull KTM Factory Racing  
Runs=2 Total laps=14 Full laps=11 Valid laps=8

Run #	1	Front Tyre	Slick-Hard	Rear Tyre	Slick-Soft	Speed
		4 Laps at start		4 Laps at start		
1	2'09.596	36.157	22.928	27.136	21.764	285.7
2	1'40.543 *	27.281	22.684	29.078*	21.500*	204.9
3	1'33.514 *	26.440	20.817	25.437*	20.820	299.1
4	1'32.776	26.147	20.615	25.376	20.638	296.7
5	1'33.020	26.259	20.574	25.411	20.776	295.8
6	1'43.882 *	32.481*	24.172	26.167	21.062	295.0
7	1'32.588	26.144	20.664	25.199	20.581	297.5
8	1'32.460	26.017	20.592	25.327	20.524	299.1
9	1'37.653 P	29.844*	23.150	27.106	17.553	276.9

Run #	2	Front Tyre	Slick-Hard	Rear Tyre	Slick-Soft	Speed
		13 Laps at start		13 Laps at start		
10	1'48.208	35.787	24.057	26.828	21.536	292.6
11	1'34.300	26.382	20.722	25.872	21.324	295.8
12	1'33.387	26.351	20.549	25.621	20.866	296.7
13	1'38.828	26.171	22.332	28.046	22.279	270.0
14	1'32.384	26.029	20.549	25.251	20.555	298.3
	PIT	29.949	22.150	26.797	16.958	291.1

**14th 26 Dani PEDROSA** KTM SPA  
Red Bull KTM Factory Racing  
Runs=2 Total laps=16 Full laps=13 Valid laps=8

Run #	1	Front Tyre	Slick-Hard	Rear Tyre	Slick-Soft	Speed
		12 Laps at start		4 Laps at start		
1	1'59.512	35.881	23.351	28.606	22.585	240.5
2	1'37.481 *	27.451	21.301	27.213	21.516*	255.3
3	1'34.423	26.675	20.945	25.824	20.979	300.0
4	1'33.561 *	26.345	20.798	25.547*	20.871	298.3
5	1'37.269 *	26.083	22.548	26.330	22.308*	295.0
6	1'33.435 *	26.187	20.840	25.519	20.889*	300.0
7	1'32.664 *	26.022	20.605	25.249*	20.788	303.3
8	1'39.201 P	34.525	21.596	26.455	16.625	288.0

Run #	2	Front Tyre	Slick-Hard	Rear Tyre	Slick-Soft	Speed
		20 Laps at start		12 Laps at start		
9	1'43.266	34.339	21.595	26.134	21.198	296.7
10	1'33.893	26.318	21.126	25.535	20.914	303.3
11	1'32.866	26.198	20.686	25.284	20.698	301.6
12	1'32.457	25.939	20.646	25.176	20.696	301.6
13	1'36.039	25.938	22.805	26.290	21.006	295.8
14	1'32.735	26.007	20.660	25.277	20.791	302.5
15	1'32.677	26.071	20.650	25.214	20.742	303.3
16	1'41.097	27.790	23.868	27.705	21.734	262.7

**15th 44 Poi ESPARGARO** KTM SPA  
GASGAS Factory Racing Tech3  
Runs=2 Total laps=12 Full laps=9 Valid laps=7

Run #	1	Front Tyre	Slick-Hard	Rear Tyre	Slick-Soft	Speed
		4 Laps at start		New Tyre		
1	2'10.167	36.323	22.753	27.334	21.889	291.8

**Fastest Lap:** Jorge MARTIN Prima Pramac Racing SPA 1'31.803 25.738 20.490 25.009 20.566

These data/results cannot be reproduced, stored and/or transmitted in whole or in part by any manner of electronic, mechanical, photocopying, recording, broadcasting or otherwise now known or herein after developed without the previous express consent by the copyright owner, except for reproduction in daily press and regular printed publications on sale to the public within 60 days of the event related to those data/results and always provided that copyright symbol appears together as follows below.  
© DORNA, 2023

Official MotoGP Timing by TISSOT  
www.motogp.com



# Free Practice Nr. 2

MotoGP

Lap	Lap Time	T1	T2	T3	T4	Speed	Lap	Lap Time	T1	T2	T3	T4	Speed		
2	1'35.057 *	27.077	21.083	25.706	21.191*	295.0	Run # 3	Front Tyre Slick-Hard	Rear Tyre Slick-Soft						
3	<b>1'33.310</b>	26.144	20.847	25.429	20.890	298.3	15 Laps at start			11 Laps at start					
4	<b>1'32.644</b>	25.989	20.619	25.290	20.746	298.3	11	1'47.611	36.692	22.461	27.047	21.411	287.2		
5	1'39.881 *	30.049*	23.432	25.431	20.969	299.1	12	<b>1'34.161</b>	26.247	21.411	25.437	21.066	299.1		
6	<b>1'36.771</b>	25.962	23.685	25.720	21.404	296.7	13	<b>1'34.111</b>	25.998	20.673	25.024	22.416	299.1		
7	<b>1'32.482</b>	26.041	20.534	25.233	20.674	300.0	14	1'32.357 *	25.928	20.499	25.095*	20.835	301.6		
8	1'37.631 P	26.011	23.393	31.147	17.080	276.9	<b>18th 41 Aleix ESPARGARO</b> APRILIA SPA								
Run # 2		Front Tyre Slick-Hard	Rear Tyre Slick-Soft				Aprilia Racing								
		12 Laps at start		8 Laps at start		Runs=2 Total laps=13 Full laps=10 Valid laps=7									
9	1'46.051	34.997	22.591	26.847	21.616	291.1	Run # 1	Front Tyre Slick-Hard	Rear Tyre Slick-Soft						
10	<b>1'34.731</b>	26.177	21.088	26.263	21.203	293.4	15 Laps at start			1 Laps at start					
11	<b>1'33.053</b>	26.151	20.614	25.423	20.865	295.0	1	2'21.213	33.862	22.575	26.653	22.030	293.4		
12	<b>1'32.818</b>	26.116	20.581	25.254	20.867	298.3	2	1'34.960 *	26.644	20.990	25.490*	21.836*	295.8		
	PIT	26.091	25.904	28.644	19.564	254.7	3	<b>1'34.018</b>	26.455	20.903	25.496	21.164	295.0		
<b>16th 37 Augusto FERNANDEZ</b> KTM SPA		GASGAS Factory Racing Tech3					4	<b>1'33.360</b>	26.114	20.834	25.359	21.053	295.0		
		Runs=2 Total laps=15 Full laps=12 Valid laps=11					5	<b>1'32.857</b>	26.103	20.816	25.001	20.937	297.5		
Run # 1	Front Tyre Slick-Hard	Rear Tyre Slick-Soft													
		6 Laps at start		2 Laps at start											
1	1'59.811	36.268	23.056	28.387	22.419	237.8	6	1'36.057 *	27.399*	21.726	25.801	21.131	294.2		
2	1'37.470 *	27.357	21.438	27.078	21.597*	251.7	7	<b>1'32.743</b>	26.026	20.930	24.980	20.807	297.5		
3	<b>1'34.420</b>	26.741	20.933	25.710	21.036	295.0	8	<b>1'32.513</b>	25.931	20.736	25.077	20.769	297.5		
4	<b>1'33.564</b>	26.294	20.891	25.466	20.913	296.7	9	1'37.947 P	29.961*	23.266	27.088	17.632	264.0		
5	<b>1'33.620</b>	26.046	20.894	25.676	21.004	292.6	Run # 2	Front Tyre Slick-Hard	Rear Tyre Slick-Soft						
6	<b>1'38.140</b>	26.360	22.232	28.575	20.973	284.2	24 Laps at start			10 Laps at start					
7	<b>1'35.458</b>	26.366	21.169	26.622	21.301	284.2	10	1'45.396	35.146	22.031	26.484	21.735	293.4		
8	<b>1'33.271</b>	26.312	20.725	25.400	20.834	294.2	11	<b>1'34.324</b>	26.503	20.963	25.610	21.248	295.0		
9	<b>1'32.881</b>	26.094	20.671	25.389	20.727	293.4	12	1'33.805 *	26.245	20.807	25.607*	21.146	295.0		
10	<b>1'32.746</b>	26.106	20.544	25.383	20.713	293.4	13	<b>1'33.190</b>	26.081	20.849	25.298	20.962	295.8		
11	<b>1'32.492</b>	25.988	20.573	25.304	20.627	293.4	<b>19th 5 Johann ZARCO</b> DUCATI FRA								
12	1'36.025 P	29.864*	22.458	26.965	16.738	284.9	Prima Pramac Racing		Runs=3 Total laps=14 Full laps=9 Valid laps=7						
Run # 2	Front Tyre Slick-Hard	Rear Tyre Slick-Soft													
		18 Laps at start		14 Laps at start											
13	1'47.216	35.500	23.277	26.644	21.795	284.2	Run # 1	Front Tyre Slick-Hard	Rear Tyre Slick-Soft						
14	<b>1'35.559</b>	26.281	22.837	25.667	20.774	296.7	11 Laps at start			4 Laps at start					
15	<b>1'33.005</b>	26.144	20.789	25.360	20.712	293.4	1	2'10.531	35.323	23.040	26.796	22.020	295.0		
<b>17th 72 Marco BEZZECCHI</b> DUCATI ITA		Mooney VR46 Racing Team					2	1'35.011 *	26.928	21.192	25.581	21.310*	298.3		
		Runs=3 Total laps=14 Full laps=9 Valid laps=5					3	<b>1'33.398</b>	26.217	20.703	25.538	20.940	298.3		
Run # 1	Front Tyre Slick-Soft	Rear Tyre Slick-Soft													
		New Tyre		9 Laps at start											
1	2'12.362	35.794	22.782	27.227	21.848	288.7	4	1'32.242 P	26.242	20.845	28.379*	16.776	298.3		
2	1'34.828 *	26.690	21.161	25.824*	21.153*	300.0	Run # 2	Front Tyre Slick-Hard	Rear Tyre Slick-Soft						
3	<b>1'32.730</b>	26.134	20.734	25.072	20.790	302.5	8 Laps at start			8 Laps at start					
4	1'27.934 P	25.891	20.710	25.069	16.264	302.5	5	1'47.461	35.062	23.950	26.608	21.841	293.4		
Run # 2	Front Tyre Slick-Hard	Rear Tyre Slick-Soft							6	<b>1'35.969</b>	27.215	21.227	26.215	21.312	289.5
		9 Laps at start		5 Laps at start					7	<b>1'33.103</b>	26.171	20.934	25.105	20.893	297.5
5	1'50.915	35.820	22.497	26.982	25.616	287.2	8	<b>1'32.530</b>	25.995	20.629	25.031	20.875	296.7		
6	1'34.974 *	27.045*	21.137	25.682	21.110	295.8	9	1'30.524 P	26.159	20.663	25.290	18.412	296.7		
7	<b>1'35.349</b>	25.997	22.953	25.518	20.881	301.6	Run # 3	Front Tyre Slick-Hard	Rear Tyre Slick-Soft						
8	<b>1'32.507</b>	26.032	20.747	24.971	20.757	300.8	13 Laps at start			13 Laps at start					
9	1'32.018 *	25.891	20.510*	24.923	20.694	298.3	10	1'42.828	34.522	21.686	25.315	21.305	297.5		
10	1'31.315 P	27.681*	21.146	25.780	16.708	273.4	11	1'37.244 *	26.488	22.046	27.278*	21.432	298.3		
									12	<b>1'35.621</b>	26.153	23.371	25.316	20.781	298.3
									13	<b>1'32.850</b>	25.972	20.673	25.199	21.006	298.3
									14	<b>1'36.503</b>	26.990	20.951	26.546	22.016	287.2

**Fastest Lap:** Jorge MARTIN Prima Pramac Racing SPA **1'31.803** 25.738 20.490 25.009 20.566

These data/results cannot be reproduced, stored and/or transmitted in whole or in part by any manner of electronic, mechanical, photocopying, recording, broadcasting or otherwise now known or herein after developed without the previous express consent by the copyright owner, except for reproduction in daily press and regular printed publications on sale to the public within 60 days of the event related to those data/results and always provided that copyright symbol appears together as follows below.  
© DORNA, 2023



## Free Practice Nr. 2

MotoGP

Lap	Lap Time	T1	T2	T3	T4	Speed	Lap	Lap Time	T1	T2	T3	T4	Speed				
<b>20th</b>	<b>30</b>	<b>Takaaki NAKAGAMI</b> HONDA JPN						7	1'30.721 P	26.040	20.954	25.457*	18.270	297.5			
LCR Honda IDEMITSU							Run # 2			Front Tyre Slick-Hard			Rear Tyre Slick-Soft				
Runs=2 Total laps=13 Full laps=10 Valid laps=4							7 Laps at start						3 Laps at start				
Run #	1	Front Tyre	Slick-Hard	Rear Tyre	Slick-Soft												
9 Laps at start							4 Laps at start										
1	2'12.976	35.838	23.614	27.269	21.974	289.5	8	1'44.695	35.373	22.058	25.817	21.447	291.8				
2	1'35.117 *	26.924	21.277	25.625	21.291*	297.5	9	1'33.234 *	26.249	20.898	25.191*	20.896	293.4				
3	<b>1'33.616</b>	26.220	21.279	25.343	20.774	299.1	10	<b>1'34.667</b>	26.017	20.771	25.566	22.313	295.0				
4	1'37.014 *	29.600*	20.938	25.484*	20.992	294.2	11	1'32.683 *	25.941	20.800	25.176*	20.766	295.0				
5	<b>1'32.709</b>	26.039	20.684	25.189	20.797	296.7	PIT						29.286	26.993	27.537	17.331	281.2
6	1'39.529 P	28.996	22.977	30.603	16.953	177.6											
<b>23rd</b>	<b>6</b>	<b>Stefan BRADL</b> HONDA GER						HRC Team									
Runs=2 Total laps=13 Full laps=10 Valid laps=8							Run # 1			Front Tyre Slick-Hard			Rear Tyre Slick-Soft				
15 Laps at start							10 Laps at start										
Run #	1	Front Tyre	Slick-Hard	Rear Tyre	Slick-Soft												
12 Laps at start							4 Laps at start										
1	1'59.172	34.755	23.115	27.864	21.997	253.5	1	1'59.172	34.755	23.115	27.864	21.997	253.5				
2	1'35.801 *	27.227	21.236	25.736	21.602*	295.8	2	1'35.801 *	27.227	21.236	25.736	21.602*	295.8				
3	<b>1'33.659</b>	26.512	20.765	25.417	20.965	297.5	3	<b>1'33.659</b>	26.512	20.765	25.417	20.965	297.5				
4	<b>1'33.016</b>	26.187	20.712	25.345	20.772	295.8	4	<b>1'33.016</b>	26.187	20.712	25.345	20.772	295.8				
5	<b>1'33.011</b>	26.154	20.703	25.287	20.867	296.7	5	<b>1'33.011</b>	26.154	20.703	25.287	20.867	296.7				
6	1'43.180 *	26.215	20.674	30.747*	25.544	295.0	6	1'43.180 *	26.215	20.674	30.747*	25.544	295.0				
7	<b>1'34.140</b>	26.626	20.779	25.597	21.138	297.5	7	<b>1'34.140</b>	26.626	20.779	25.597	21.138	297.5				
8	1'35.260 P	29.678*	21.427	26.477	17.678	290.3	8	1'35.260 P	29.678*	21.427	26.477	17.678	290.3				
<b>21st</b>	<b>36</b>	<b>Joan MIR</b> HONDA SPA						Repsol Honda Team									
Runs=2 Total laps=15 Full laps=12 Valid laps=9							Run # 2			Front Tyre Slick-Hard			Rear Tyre Slick-Soft				
9 Laps at start							4 Laps at start										
Run #	1	Front Tyre	Slick-Hard	Rear Tyre	Slick-Soft												
17 Laps at start							5 Laps at start										
9	2'04.478	34.772	22.100	28.298	22.324	293.4	9	1'45.087	35.241	21.949	26.374	21.523	291.8				
2	1'35.682 *	27.080	21.262	25.890	21.450*	295.0	10	<b>1'38.582</b>	26.732	21.100	27.961	22.789	286.4				
3	<b>1'33.979</b>	26.587	20.860	25.464	21.068	296.7	11	<b>1'33.621</b>	26.522	20.840	25.291	20.968	293.4				
4	1'33.581 *	26.275	20.755	25.568*	20.983	297.5	12	<b>1'36.454</b>	26.367	21.962	25.803	22.322	294.2				
5	<b>1'33.718</b>	26.155	20.813	25.681	21.069	296.7	13	<b>1'33.266</b>	26.159	20.690	25.496	20.921	295.0				
6	1'33.592 *	26.251	20.780	25.598*	20.963	295.0	PIT						29.754	21.703	26.765	17.474	290.3
7	<b>1'33.294</b>	26.250	20.717	25.370	20.957	296.7											
8	1'38.533 P	29.850*	23.038	27.161	18.484	284.2											
<b>24th</b>	<b>7</b>	<b>Takumi TAKAHASHI</b> HONDA JPN						LCR Honda CASTROL									
Runs=3 Total laps=12 Full laps=7 Valid laps=5							Run # 1			Front Tyre Slick-Hard			Rear Tyre Slick-Medium				
10 Laps at start							6 Laps at start										
Run #	1	Front Tyre	Slick-Hard	Rear Tyre	Slick-Medium												
6 Laps at start							5 Laps at start										
1	2'38.442	36.975	25.427	29.643	23.082	254.7	1	2'38.442	36.975	25.427	29.643	23.082	254.7				
2	1'40.651 *	28.268	22.256	27.662	22.465*	288.0	2	1'40.651 *	28.268	22.256	27.662	22.465*	288.0				
3	5'44.963 P	27.749															
<b>22nd</b>	<b>21</b>	<b>Franco MORBIDELLI</b> YAMAHA ITA						Monster Energy Yamaha MotoGP									
Runs=2 Total laps=11 Full laps=8 Valid laps=5							Run # 3			Front Tyre Slick-Soft			Rear Tyre Slick-Soft				
New Tyre							New Tyre										
Run #	1	Front Tyre	Slick-Medium	Rear Tyre	Slick-Medium												
New Tyre							New Tyre										
9	1'47.983	35.374	22.952	27.508	22.149	285.7	9	1'47.983	35.374	22.952	27.508	22.149	285.7				
2	1'35.426 *	26.844	21.324	25.687	21.571*	292.6	10	<b>1'37.726</b>	27.224	21.627	27.042	21.833	289.5				
3	<b>1'34.085</b>	26.363	21.124	25.482	21.116	294.2	11	<b>1'37.119</b>	27.080	21.510	26.854	21.675	288.0				
4	<b>1'33.787</b>	26.124	21.139	25.533	20.991	294.2	12	<b>1'36.989</b>	27.223	21.647	26.566	21.553	291.8				
5	<b>1'33.003</b>	26.016	20.840	25.207	20.940	295.8											
6	<b>1'37.639</b>	25.979	23.200	26.670	21.790	291.8											

**Fastest Lap:** Jorge MARTIN Prima Pramac Racing SPA **1'31.803** 25.738 20.490 25.009 20.566

These data/results cannot be reproduced, stored and/or transmitted in whole or in part by any manner of electronic, mechanical, photocopying, recording, broadcasting or otherwise now known or herein after developed without the previous express consent by the copyright owner, except for reproduction in daily press and regular printed publications on sale to the public within 60 days of the event related to those data/results and always provided that copyright symbol appears together as follows below.  
© DORNA, 2023

Official MotoGP Timing by **TISSOT**  
www.motogp.com

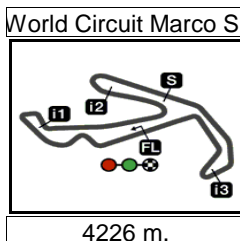


## GRAN PREMIO RED BULL DI SAN MARINO E DELLA RIVIERA


## Free Practice Nr. 2

## Combined Practice Times

7



4226 m.

		Rider	Nation	Team	MOTORCYCLE	FP1	FP2	Gap			
1	89	<b>J.MARTIN</b>	SPA	Prima Pramac Racing	DUCATI	1'32.066	17	<b>1'31.803</b>	16		
2	51	<b>M.PIRRO</b>	ITA	Aruba.it Racing	DUCATI	<b>1'31.909</b>	18	1'32.169	5	0.106	0.106
3	10	<b>L.MARINI</b>	ITA	Mooney VR46 Racing Team	DUCATI	<b>1'32.024</b>	22	1'32.208	9	0.221	0.115
4	72	<b>M.BEZZECCHI</b>	ITA	Mooney VR46 Racing Team	DUCATI	<b>1'32.090</b>	19	1'32.507	8	0.287	0.066
5	1	<b>F.BAGNAIA</b>	ITA	Ducati Lenovo Team	DUCATI	1'32.599	16	<b>1'32.227</b>	10	0.424	0.137
6	25	<b>R.FERNANDEZ</b>	SPA	CryptoDATA RNF MotoGP Team	APRILIA	<b>1'32.227</b>	17	1'32.345	9	0.424	
7	12	<b>M.VIÑALES</b>	SPA	Aprilia Racing	APRILIA	1'32.275	20	<b>1'32.246</b>	12	0.443	0.019
8	26	<b>D.PEDROSA</b>	SPA	Red Bull KTM Factory Racing	KTM	<b>1'32.250</b>	12	1'32.457	12	0.447	0.004
9	73	<b>A.MARQUEZ</b>	SPA	Gresini Racing MotoGP	DUCATI	1'32.349	20	<b>1'32.277</b>	13	0.474	0.027
10	33	<b>B.BINDER</b>	RSA	Red Bull KTM Factory Racing	KTM	1'32.390	20	<b>1'32.297</b>	15	0.494	0.020
11	93	<b>M.MARQUEZ</b>	SPA	Repsol Honda Team	HONDA	1'32.674	17	<b>1'32.299</b>	12	0.496	0.002
12	5	<b>J.ZARCO</b>	FRA	Prima Pramac Racing	DUCATI	<b>1'32.301</b>	19	1'32.530	8	0.498	0.002
13	88	<b>M.OLIVEIRA</b>	POR	CryptoDATA RNF MotoGP Team	APRILIA	1'32.559	18	<b>1'32.327</b>	12	0.524	0.026
14	41	<b>A.ESPARGARO</b>	SPA	Aprilia Racing	APRILIA	<b>1'32.327</b>	19	1'32.513	8	0.524	
15	49	<b>F.DI GIANNANTO</b>	ITA	Gresini Racing MotoGP	DUCATI	1'32.554	20	<b>1'32.354</b>	8	0.551	0.027
16	20	<b>F.QUARTARARO</b>	FRA	Monster Energy Yamaha MotoGP	YAMAHA	1'32.510	17	<b>1'32.367</b>	12	0.564	0.013
17	43	<b>J.MILLER</b>	AUS	Red Bull KTM Factory Racing	KTM	1'32.509	18	<b>1'32.384</b>	14	0.581	0.017
18	21	<b>F.MORBIDELLI</b>	ITA	Monster Energy Yamaha MotoGP	YAMAHA	<b>1'32.395</b>	21	1'33.003	5	0.592	0.011
19	44	<b>P.ESPARGARO</b>	SPA	GASGAS Factory Racing Tech3	KTM	<b>1'32.404</b>	16	1'32.482	7	0.601	0.009
20	37	<b>A.FERNANDEZ</b>	SPA	GASGAS Factory Racing Tech3	KTM	1'33.201	18	<b>1'32.492</b>	11	0.689	0.088
21	6	<b>S.BRADL</b>	GER	HRC Team	HONDA	<b>1'32.538</b>	19	1'33.011	5	0.735	0.046
22	30	<b>T.NAKAGAMI</b>	JPN	LCR Honda IDEMITSU	HONDA	<b>1'32.571</b>	17	1'32.709	5	0.768	0.033
23	36	<b>J.MIR</b>	SPA	Repsol Honda Team	HONDA	1'33.228	15	<b>1'32.832</b>	15	1.029	0.261
24	7	<b>T.TAKAHASHI</b>	JPN	LCR Honda CASTROL	HONDA	1'37.894	21	<b>1'36.989</b>	12	5.186	4.157

<b>Pole Position Record:</b>	2021	<b>Francesco BAGNAIA</b>	<b>1'31.065</b>	167.0 Km/h
<b>Best Race Lap:</b>	2022	<b>Enea BASTIANINI</b>	<b>1'31.868</b>	165.6 Km/h
<b>All Time Lap Record:</b>	2023	<b>Marco BEZZECCHI</b>	<b>1'30.846</b>	167.4 Km/h

The results are provisional until the end of the limit for protest and appeals.

Time limit for protest expires 60' after publication of the results - ..... Time: .....

These data/results cannot be reproduced, stored and/or transmitted in whole or in part by any manner of electronic, mechanical, photocopying, recording, broadcasting or otherwise now known or herein after developed without the previous express consent by the copyright owner, except for reproduction in daily press and regular printed publications on sale to the public within 60 days of the event related to those data/results and always provided that copyright symbol appears together as follows below.

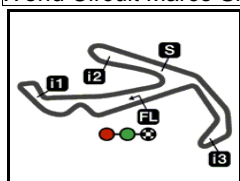
© DORNA, 2023

Official MotoGP Timing by **TISSOT**  
www.motogp.com

Misano Adriatico, Saturday, September 09, 2023







4226 m.

## GRAN PREMIO RED BULL DI SAN MARINO E DELLA RIVIERA

## Free Practice Nr. 2

## Best Partial Times

MotoGP™

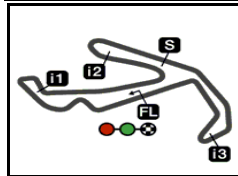
IT Ideal Lap Time, sum of the best partial times

BT Best Lap Time

T1		T2		T3		T4				IT		BT
Pos	Rider	Time	Rider	Time	Rider	Time	Rider	Time	Pos	Rider	IT	BT
1	J.MARTIN	25.738	J.MARTIN	20.464	M.VIÑALES	24.895	J.MILLER	20.524	1	J.MARTIN	1'31.728	1'31.803 (1)
2	B.BINDER	25.764	A.MARQUEZ	20.493	L.MARINI	24.919	J.MARTIN	20.566	2	B.BINDER	1'31.881	1'32.297 (7)
3	F.QUARTARARO	25.796	M.BEZZECCHI	20.499	M.BEZZECCHI	24.923	M.PIRRO	20.592	3	M.BEZZECCHI	1'32.007	1'32.507 (17)
4	F.BAGNAIA	25.801	R.FERNANDEZ	20.504	B.BINDER	24.940	M.MARQUEZ	20.608	4	M.VIÑALES	1'32.042	1'32.246 (5)
5	M.PIRRO	25.804	F.BAGNAIA	20.512	J.MARTIN	24.960	B.BINDER	20.622	5	L.MARINI	1'32.104	1'32.208 (3)
6	M.VIÑALES	25.816	M.OLIVEIRA	20.527	A.MARQUEZ	24.963	A.FERNANDEZ	20.627	6	M.PIRRO	1'32.108	1'32.169 (2)
7	L.MARINI	25.867	P.ESPARGARO	20.534	A.ESPARGARO	24.980	P.ESPARGARO	20.674	7	F.BAGNAIA	1'32.109	1'32.227 (4)
8	F.DI GIANNANTO	25.887	A.FERNANDEZ	20.544	F.DI GIANNANTO	25.007	M.OLIVEIRA	20.674	8	R.FERNANDEZ	1'32.161	1'32.345 (10)
9	M.BEZZECCHI	25.891	L.MARINI	20.549	F.BAGNAIA	25.024	M.BEZZECCHI	20.694	9	A.MARQUEZ	1'32.162	1'32.277 (6)
10	M.OLIVEIRA	25.891	J.MILLER	20.549	R.FERNANDEZ	25.027	D.PEDROSA	20.696	10	F.QUARTARARO	1'32.194	1'32.367 (12)
11	M.MARQUEZ	25.907	B.BINDER	20.555	J.ZARCO	25.031	R.FERNANDEZ	20.700	11	M.OLIVEIRA	1'32.204	1'32.327 (9)
12	R.FERNANDEZ	25.930	F.DI GIANNANTO	20.556	F.QUARTARARO	25.052	A.MARQUEZ	20.735	12	F.DI GIANNANTO	1'32.208	1'32.354 (11)
13	A.ESPARGARO	25.931	M.MARQUEZ	20.583	M.PIRRO	25.109	M.VIÑALES	20.738	13	J.MILLER	1'32.289	1'32.384 (13)
14	D.PEDROSA	25.938	M.VIÑALES	20.593	M.OLIVEIRA	25.112	F.QUARTARARO	20.743	14	M.MARQUEZ	1'32.299	1'32.299 (8)
15	F.MORBIDELLI	25.941	F.QUARTARARO	20.603	D.PEDROSA	25.176	F.DI GIANNANTO	20.758	15	P.ESPARGARO	1'32.403	1'32.482 (15)
16	P.ESPARGARO	25.962	M.PIRRO	20.603	T.NAKAGAMI	25.189	F.MORBIDELLI	20.766	16	J.ZARCO	1'32.413	1'32.530 (19)
17	T.NAKAGAMI	25.965	D.PEDROSA	20.605	J.MILLER	25.199	L.MARINI	20.769	17	D.PEDROSA	1'32.415	1'32.457 (14)
18	A.MARQUEZ	25.971	J.ZARCO	20.629	M.MARQUEZ	25.201	A.ESPARGARO	20.769	18	A.ESPARGARO	1'32.416	1'32.513 (18)
19	J.ZARCO	25.972	J.MIR	20.640	F.MORBIDELLI	25.207	F.BAGNAIA	20.772	19	A.FERNANDEZ	1'32.463	1'32.492 (16)
20	A.FERNANDEZ	25.988	S.BRADL	20.674	P.ESPARGARO	25.233	S.BRADL	20.772	20	T.NAKAGAMI	1'32.612	1'32.709 (20)
21	J.MIR	26.002	T.NAKAGAMI	20.684	J.MIR	25.247	T.NAKAGAMI	20.774	21	F.MORBIDELLI	1'32.685	1'33.003 (22)
22	J.MILLER	26.017	A.ESPARGARO	20.736	S.BRADL	25.287	J.ZARCO	20.781	22	J.MIR	1'32.740	1'32.832 (21)
23	S.BRADL	26.154	F.MORBIDELLI	20.771	A.FERNANDEZ	25.304	J.MIR	20.851	23	S.BRADL	1'32.887	1'33.011 (23)
24	T.TAKAHASHI	27.080	T.TAKAHASHI	21.510	T.TAKAHASHI	26.566	T.TAKAHASHI	21.553	24	T.TAKAHASHI	1'36.709	1'36.989 (24)


These data/results cannot be reproduced, stored and/or transmitted in whole or in part by any manner of electronic, mechanical, photocopying, recording, broadcasting or otherwise now known or herein after developed without the previous express consent by the copyright owner, except for reproduction in daily press and regular printed publications on sale to the public within 60 days of the event related to those data/results and always provided that copyright symbol appears together as follows below.  
© DORNA, 2023





4226 m.

**GRAN PREMIO RED BULL DI SAN MARINO E DELLA RIVIERA****Free Practice Nr. 2****Fastest Laps Sequence**

<i>Practice Time</i>	 <i>Rider</i>	<i>Nation</i>	<i>Motorcycle</i>	<i>Time</i>	<i>Km/h</i>	<i>Rider's Lap</i>
<b>3'20.970</b>	20 <b>Fabio QUARTARARO</b>	FRA	YAMAHA	<b>1'34.142</b>	161.6	2
<b>4'53.683</b>	20 <b>Fabio QUARTARARO</b>	FRA	YAMAHA	<b>1'32.713</b>	164.0	3
<b>6'40.534</b>	93 <b>Marc MARQUEZ</b>	SPA	HONDA	<b>1'32.642</b>	164.2	4
<b>7'14.598</b>	25 <b>Raul FERNANDEZ</b>	SPA	APRILIA	<b>1'32.428</b>	164.5	4
<b>7'58.604</b>	20 <b>Fabio QUARTARARO</b>	FRA	YAMAHA	<b>1'32.375</b>	164.6	5
<b>9'06.958</b>	51 <b>Michele PIRRO</b>	ITA	DUCATI	<b>1'32.169</b>	165.0	5
<b>22'46.550</b>	89 <b>Jorge MARTIN</b>	SPA	DUCATI	<b>1'32.073</b>	165.2	11
<b>24'18.611</b>	89 <b>Jorge MARTIN</b>	SPA	DUCATI	<b>1'32.061</b>	165.2	12
<b>25'50.649</b>	89 <b>Jorge MARTIN</b>	SPA	DUCATI	<b>1'32.038</b>	165.2	13
<b>30'37.086</b>	89 <b>Jorge MARTIN</b>	SPA	DUCATI	<b>1'31.803</b>	165.7	16

These data/results cannot be reproduced, stored and/or transmitted in whole or in part by any manner of electronic, mechanical, photocopying, recording, broadcasting or otherwise now known or herein after developed without the previous express consent by the copyright owner, except for reproduction in daily press and regular printed publications on sale to the public within 60 days of the event related to those data/results and always provided that copyright symbol appears together as follows below.

© DORNA, 2023

