

4348 m.

CryptoDATA MOTORRAD GRAND PRIX VON ÖSTERREICH

Practice Nr. 1

Classification

3

	Rider	Nation	Team	Motorcycle	Time	Lap Total	Gap	Top Speed
1	35 Somkiat CHANTRA	THA	IDEMITSU Honda Team Asia	KALEX	1'34.160	19 20		259.9
2	37 Pedro ACOSTA	SPA	Red Bull KTM Ajo	KALEX	1'34.400	16 19	0.240 0.240	258.9
3	12 Filip SALAC	CZE	QJMOTOR Gresini Moto2	KALEX	1'34.567	15 19	0.407 0.167	256.2
4	79 Ai OGURA	JPN	IDEMITSU Honda Team Asia	KALEX	1'34.705	20 21	0.545 0.138	256.2
5	14 Tony ARBOLINO	ITA	Elf Marc VDS Racing Team	KALEX	1'34.778	20 20	0.618 0.073	258.0
6	54 Fermín ALDEGUER	SPA	CAG SpeedUp	BOSCOSCURO	1'34.800	22 22	0.640 0.022	256.2
7	96 Jake DIXON	GBR	Autosolar GASGAS Aspar Team	KALEX	1'34.913	15 18	0.753 0.113	256.2
8	13 Celestino VIETTI	ITA	Fantic Racing	KALEX	1'34.920	17 21	0.760 0.007	259.9
9	75 Albert ARENAS	SPA	Red Bull KTM Ajo	KALEX	1'35.039	16 16	0.879 0.119	257.1
10	18 Manuel GONZALEZ	SPA	Correos Prepago Yamaha VR46 M	KALEX	1'35.198	15 15	1.038 0.159	258.9
11	28 Izan GUEVARA	SPA	Autosolar GASGAS Aspar Team	KALEX	1'35.219	19 19	1.059 0.021	258.9
12	21 Alonso LOPEZ	SPA	CAG SpeedUp	BOSCOSCURO	1'35.256	15 22	1.096 0.037	257.1
13	22 Sam LOWES	GBR	Elf Marc VDS Racing Team	KALEX	1'35.317	13 19	1.157 0.061	255.3
14	7 Barry BALTUS	BEL	Fieten Olie Racing GP	KALEX	1'35.331	18 20	1.171 0.014	258.0
15	16 Joe ROBERTS	USA	Italtrans Racing Team	KALEX	1'35.390	18 20	1.230 0.059	255.3
16	11 Sergio GARCIA	SPA	Pons Wegow Los40	KALEX	1'35.433	15 20	1.273 0.043	256.2
17	52 Jeremy ALCOBA	SPA	QJMOTOR Gresini Moto2	KALEX	1'35.455	17 20	1.295 0.022	260.8
18	15 Darryn BINDER	RSA	Liqui Moly Husqvarna Intact GP	KALEX	1'35.561	21 21	1.401 0.106	258.9
19	71 Dennis FOGGIA	ITA	Italtrans Racing Team	KALEX	1'35.609	21 21	1.449 0.048	258.9
20	40 Aron CANET	SPA	Pons Wegow Los40	KALEX	1'35.701	8 10	1.541 0.092	256.2
21	84 Zonta VD GOORBERGH	NED	Fieten Olie Racing GP	KALEX	1'35.764	20 21	1.604 0.063	256.2
22	64 Bo BENDSNEYDER	NED	Pertamina Mandalika SAG Team	KALEX	1'35.772	14 21	1.612 0.008	254.4
23	24 Marcos RAMIREZ	SPA	OnlyFans American Racing	KALEX	1'35.831	20 20	1.671 0.059	257.1
24	72 Borja GOMEZ	SPA	Fantic Racing	KALEX	1'36.034	16 20	1.874 0.203	256.2
25	3 Lukas TULOVIC	GER	Liqui Moly Husqvarna Intact GP	KALEX	1'36.256	14 19	2.096 0.222	257.1
26	17 Alex ESCRIG	SPA	Forward Team	FORWARD	1'36.288	14 17	2.128 0.032	257.1
27	33 Rory SKINNER	GBR	OnlyFans American Racing	KALEX	1'36.336	17 20	2.176 0.048	254.4
28	5 Kohta NOZANE	JPN	Correos Prepago Yamaha VR46 M	KALEX	1'37.208	19 20	3.048 0.872	253.5
29	67 Alberto SURRA	ITA	Forward Team	FORWARD	1'37.597	13 16	3.437 0.389	256.2
30	73 Mattia RATO	ITA	Pertamina Mandalika SAG Team	KALEX	1'38.349	9 14	4.189 0.752	256.2

Practice condition: Dry

Air: 22°

Humidity: 77%

Ground: 23°

Fastest Lap:	Lap: 19	Somkiat CHANTRA	1'34.160	166.2 Km/h
Best Race Lap:	2022	Celestino VIETTI	1'34.073	166.3 Km/h
All Time Lap Record:	2022	Ai OGURA	1'33.933	166.6 Km/h

The results are provisional until the end of the limit for protest and appeals.

Time limit for protest expires 30' after publication of the results - Time:

These data/results cannot be reproduced, stored and/or transmitted in whole or in part by any manner of electronic, mechanical, photocopying, recording, broadcasting or otherwise now known or herein after developed without the previous express consent by the copyright owner, except for reproduction in daily press and regular printed publications on sale to the public within 60 days of the event related to those data/results and always provided that copyright symbol appears together as follows below.

© DORNA, 2023

Official MotoGP Timing by TISSOT
www.motogp.com

Spielberg, Friday, August 18, 2023

moto2™



CryptoDATA MOTORRAD GRAND PRIX VON ÖSTERREICH

Practice Nr. 1

Top Speed & Average

4



Rider	Nation	Motorcycle	Top 5 speeds					Average	Top
52 Jeremy ALCOBA	SPA	KALEX	260.8	257.1	256.2	256.2	256.2	257.0	260.8
13 Celestino VIETTI	ITA	KALEX	259.9	258.9	258.0	258.0	258.0	258.3	259.9
35 Somkiat CHANTRA	THA	KALEX	259.9	258.9	258.9	258.9	258.0	258.4	259.9
15 Darryn BINDER	RSA	KALEX	258.9	258.0	257.1	256.2	256.2	256.9	258.9
18 Manuel GONZALEZ	SPA	KALEX	258.9	258.9	258.0	257.1	257.1	257.7	258.9
28 Izan GUEVARA	SPA	KALEX	258.9	258.9	258.0	258.0	258.0	258.4	258.9
37 Pedro ACOSTA	SPA	KALEX	258.9	258.9	258.0	258.0	258.0	258.4	258.9
71 Dennis FOGGIA	ITA	KALEX	258.9	258.9	258.9	258.9	258.0	258.4	258.9
7 Barry BALTUS	BEL	KALEX	258.0	258.0	256.2	256.2	255.3	256.5	258.0
14 Tony ARBOLINO	ITA	KALEX	258.0	258.0	257.1	257.1	257.1	257.5	258.0
3 Lukas TULOVIC	GER	KALEX	257.1	257.1	256.2	256.2	256.2	256.6	257.1
17 Alex ESCRIG	SPA	FORWARD	257.1	257.1	257.1	257.1	256.2	256.7	257.1
21 Alonso LOPEZ	SPA	BOSCOSCURO	257.1	257.1	257.1	256.2	256.2	256.4	257.1
24 Marcos RAMIREZ	SPA	KALEX	257.1	255.3	254.4	254.4	254.4	254.9	257.1
75 Albert ARENAS	SPA	KALEX	257.1	257.1	257.1	257.1	256.2	256.7	257.1
11 Sergio GARCIA	SPA	KALEX	256.2	256.2	256.2	256.2	256.2	256.2	256.2
12 Filip SALAC	CZE	KALEX	256.2	256.2	256.2	256.2	255.3	255.8	256.2
40 Aron CANET	SPA	KALEX	256.2	254.4	254.4	254.4	253.5	254.4	256.2
54 Fermín ALDEGUER	SPA	BOSCOSCURO	256.2	255.3	255.3	255.3	255.3	255.4	256.2
67 Alberto SURRA	ITA	FORWARD	256.2	256.2	256.2	255.3	255.3	255.8	256.2
72 Borja GOMEZ	SPA	KALEX	256.2	255.3	255.3	255.3	255.3	255.4	256.2
73 Mattia RATO	ITA	KALEX	256.2	256.2	254.4	253.5	253.5	254.8	256.2
79 Ai OGURA	JPN	KALEX	256.2	256.2	255.3	255.3	255.3	255.5	256.2
84 Zonta VD GOORBERGH	NED	KALEX	256.2	255.3	255.3	255.3	255.3	255.4	256.2
96 Jake DIXON	GBR	KALEX	256.2	256.2	255.3	255.3	255.3	255.6	256.2
16 Joe ROBERTS	USA	KALEX	255.3	255.3	255.3	254.4	254.4	254.7	255.3
22 Sam LOWES	GBR	KALEX	255.3	255.3	255.3	254.4	254.4	254.7	255.3
33 Rory SKINNER	GBR	KALEX	254.4	253.5	253.5	253.5	252.6	253.1	254.4
64 Bo BENDSNEYDER	NED	KALEX	254.4	254.4	253.5	253.5	253.5	253.6	254.4
5 Kohta NOZANE	JPN	KALEX	253.5	252.6	252.6	251.7	251.7	252.4	253.5

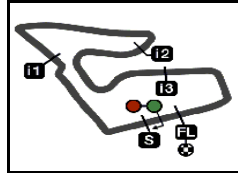
These data/results cannot be reproduced, stored and/or transmitted in whole or in part by any manner of electronic, mechanical, photocopying, recording, broadcasting or otherwise now known or herein after developed without the previous express consent by the copyright owner, except for reproduction in daily press and regular printed publications on sale to the public within 60 days of the event related to those data/results and always provided that copyright symbol appears together as follows below.

© DORNA, 2023

Official MotoGP Timing by TISSOT
www.motogp.com



Spielberg, Friday, August 18, 2023



4348 m.

CryptoDATA MOTORRAD GRAND PRIX VON ÖSTERREICH

Practice Nr. 1

Chronological Analysis of Performances

5

* Lap / Sector time cancelled

T1 Time from finish line to 1st intermediate

T3 Time from 2nd intermed. to 3rd intermed.

P Crossing the finish line in pit lane

T2 Time from 1st intermed. to 2nd intermed.

T4 Time from 3rd intermediate to finish line

Lap	Lap Time	T1	T2	T3	T4	Speed	Lap	Lap Time	T1	T2	T3	T4	Speed	
1st	35	Somkiat CHANTRA IDEMITSU Honda Tea THA						3rd	12	Filip SALAC QJMOTOR Gresini M CZE				
		Runs=3	Total laps=20	Full laps=15	Valid laps=15				Runs=2	Total laps=19	Full laps=16	Valid laps=11		
1	2'48.590 *	19.269	28.550	25.731*	17.775		1	2'11.684	20.305	28.604	25.914	17.847		
2	1'36.657	27.069	26.881	25.255	17.452	258.0	2	1'37.451	27.061	27.194	25.445	17.751	253.5	
3	1'35.808	26.747	26.649	25.090	17.322	256.2	3	1'37.102	26.853	27.287	25.229	17.733	255.3	
4	1'35.510	26.515	26.692	25.035	17.268	258.0	4	1'36.307	26.637	26.981	25.155	17.534	253.5	
5	1'35.123	26.307	26.643	24.854	17.319	258.0	5	1'36.149	26.535	26.832	25.205	17.577	254.4	
6	1'35.015	26.307	26.604	24.892	17.212	257.1	6	1'35.929 *	26.485	26.745	25.154*	17.545	254.4	
7	1'34.662	26.143	26.503	24.800	17.216	258.0	7	1'36.052	26.380	27.050	25.040	17.582	256.2	
8	1'36.809	27.389	26.958	24.921	17.541	259.9	8	1'36.061	26.386	26.951	25.056	17.668	256.2	
9	1'35.030	26.390	26.640	24.723	17.277	258.9	9	1'35.975 *	26.583	26.888	25.040*	17.464	255.3	
10	1'34.713	26.269	26.430	24.747	17.267	257.1	10	1'35.452	26.374	26.754	24.881	17.443	255.3	
11	1'42.536 P	27.057	27.125	25.152	23.202	258.0	11	1'38.194 *	26.422	28.502	25.612*	17.658	254.4	
12	6'45.836	18.434	27.286	25.399	17.534		12	1'42.422 P	26.455	26.659	25.033*	24.275	253.5	
13	1'35.877	26.600	26.785	25.098	17.394	256.2	13	11'37.703 *	19.334	28.072	26.111	17.650*		
14	1'35.000	26.339	26.543	24.861	17.257	258.0	14	1'35.251 *	26.246	26.851	24.799	17.355*	253.5	
15	1'34.862	26.330	26.464	24.868	17.200	256.2	15	1'34.567	26.051	26.451	24.743	17.322	256.2	
16	1'42.815 P	27.244	27.351	25.187	23.033	258.0	16	1'42.237 *	26.59*	29.282	27.761	18.597	255.3	
17	3'57.309	17.622	27.138	25.067	17.339		17	1'35.134	26.294	26.520	24.969	17.351	256.2	
18	1'34.648	26.306	26.395	24.768	17.179	256.2	18	1'40.830	26.201	31.956	25.201	17.472	254.4	
19	1'34.160	26.156	26.318	24.581	17.105	258.9	19	1'35.271	26.288	26.712	24.847	17.424	254.4	
20	1'34.319	26.124	26.384	24.624	17.187	258.9								
2nd	37	Pedro ACOSTA Red Bull KTM Ajo SPA						4th	79	Ai OGURA IDEMITSU Honda Tea JPN				
		Runs=2	Total laps=19	Full laps=16	Valid laps=14				Runs=2	Total laps=21	Full laps=18	Valid laps=15		
1	2'36.551	19.559	29.930	25.823	17.940		1	3'20.462	20.755	28.628	26.632	17.998		
2	1'37.283	27.126	27.381	25.252	17.524	256.2	2	1'38.864	27.599	27.844	25.750	17.671	253.5	
3	1'36.037	26.646	26.853	25.053	17.485	257.1	3	1'36.343	26.611	26.829	25.321	17.582	255.3	
4	1'35.599	26.502	26.755	24.930	17.412	256.2	4	1'35.875 *	26.524	26.709	25.213	17.429*	255.3	
5	1'35.913	26.381	27.040	24.818	17.674	256.2	5	1'35.716	26.315	26.851	25.018	17.532	255.3	
6	1'35.016	26.203	26.623	24.744	17.446	257.1	6	1'35.137	26.311	26.618	24.829	17.379	254.4	
7	1'39.371 *	27.36*	28.865	25.543*	17.600	257.1	7	1'35.171	26.209	26.592	24.955	17.415	255.3	
8	1'35.979	26.402	27.239	24.993	17.345	257.1	8	1'53.425 P	29.208	33.129	26.274	24.814	256.2	
9	1'34.769	26.124	26.541	24.817	17.287	257.1	9	6'48.907	20.445	28.430	25.715	17.756		
10	1'43.877 P	26.897	28.567	25.546	22.867	257.1	10	1'35.713	26.516	26.790	25.073	17.334	254.4	
11	11'13.467	18.532	30.019	25.349	17.630		11	1'34.804	26.195	26.584	24.668	17.357	254.4	
12	1'36.999 *	26.54*	27.405	25.562*	17.488	257.1	12	1'34.983	26.389	26.535	24.662	17.397	255.3	
13	1'34.694	26.255	26.462	24.766	17.211	258.9	13	1'35.722	26.330	27.129	24.876	17.387	254.4	
14	1'34.425	26.120	26.398	24.690	17.217	257.1	14	1'35.326	26.429	26.759	24.748	17.390	256.2	
15	1'34.437	26.087	26.396	24.654	17.300	258.0	15	1'35.172	26.198	26.808	24.773	17.393	253.5	
16	1'34.400	26.149	26.479	24.571	17.201	256.2	16	1'38.289	28.522	27.343	24.977	17.447	255.3	
17	1'40.088	26.102	27.231	28.650	18.105	258.9	17	1'34.893 *	26.35*	26.527	24.616	17.393	255.3	
18	1'34.463	25.926	26.514	24.718	17.305	258.0	18	1'35.419 *	26.62*	26.776	24.658	17.363	255.3	
19	1'34.555	26.033	26.452	24.848	17.222	258.0	19	1'35.352	26.353	26.571	24.991	17.437	255.3	
							20	1'34.705	26.217	26.546	24.642	17.300	254.4	
							21	1'34.852	26.195	26.486	24.806	17.365	253.5	

Fastest Lap: Somkiat CHANTRA IDEMITSU Honda Tea THA **1'34.160** 26.156 26.318 24.581 17.105

These data/results cannot be reproduced, stored and/or transmitted in whole or in part by any manner of electronic, mechanical, photocopying, recording, broadcasting or otherwise now known or herein after developed without the previous express consent by the copyright owner, except for reproduction in daily press and regular printed publications on sale to the public within 60 days of the event related to those data/results and always provided that copyright symbol appears together as follows below.
© DORNA, 2023

Practice Nr. 1

Moto2

Lap	Lap Time	T1	T2	T3	T4	Speed	Lap	Lap Time	T1	T2	T3	T4	Speed
5th	14	Tony ARBOLINO Elf Marc VDS Racing ITA					7	1'36.079	26.652	26.908	25.054	17.465	255.3
		Runs=2	Total laps=20	Full laps=17	Valid laps=16	8	1'35.570	26.542	26.798	24.821	17.409	254.4	
1	3'01.688	19.308	28.482	25.851	17.907	9	1'35.520	26.495	26.794	24.770	17.461	256.2	
2	1'37.450	27.236	27.253	25.314	17.647	253.5	10	1'44.859 P	26.677	27.517	27.075	23.590	254.4
3	1'36.414	26.738	26.969	25.079	17.628	255.3	11	11'42.269	20.892	33.349	25.939	17.525	
4	1'35.794	26.606	26.832	24.906	17.450	256.2	12	1'36.497	27.394	26.940	24.846	17.317	252.6
5	1'35.703	26.567	26.789	24.864	17.483	256.2	13	1'35.302	26.521	26.767	24.605	17.409	255.3
6	1'36.145 *	26.513	26.831	25.313*	17.488	256.2	14	1'35.277	26.403	26.743	24.773	17.358	256.2
7	1'35.413	26.302	26.831	24.856	17.424	256.2	15	1'34.913	26.420	26.604	24.545	17.344	255.3
8	1'35.292	26.270	26.857	24.801	17.364	257.1	16	1'36.235	26.314	27.444	25.134	17.343	255.3
9	1'35.982	26.356	26.840	25.309	17.477	258.0	17	1'35.103	26.237	26.540	24.930	17.396	254.4
10	1'35.699	26.443	26.866	25.002	17.388	256.2	18	1'40.834	26.620	27.626	28.346	18.242	255.3
11	1'46.599 P	28.329	29.459	25.653	23.158	256.2							
12	8'42.523	18.720	27.847	25.356	17.514		8th	13	Celestino VIETTI Fantic Racing ITA				
13	1'35.523	26.466	26.696	24.946	17.415	254.4			Runs=2	Total laps=21	Full laps=18	Valid laps=16	
14	1'42.065	26.990	29.716	27.793	17.566	256.2	1	1'49.140	19.922	28.871	25.971	17.710	
15	1'35.030	26.295	26.691	24.758	17.286	256.2	2	1'37.854	27.668	27.116	25.501	17.569	254.4
16	1'34.955	26.234	26.562	24.888	17.271	258.0	3	1'36.278	26.894	26.755	25.120	17.509	258.0
17	1'41.527	26.226	30.910	26.311	18.080	256.2	4	1'36.810	26.722	27.179	25.247	17.662	258.9
18	1'35.140	26.376	26.689	24.736	17.339	257.1	5	1'36.025	26.652	26.810	25.067	17.496	257.1
19	1'34.936	26.203	26.764	24.530	17.439	257.1	6	1'35.845	26.496	26.726	25.159	17.464	257.1
20	1'34.778	26.182	26.559	24.728	17.309	255.3	7	1'35.989	26.585	26.871	25.057	17.476	257.1
							8	1'35.417 *	26.307	26.643	25.058	17.409*	258.0
							9	1'35.462 *	26.250	26.773	25.085	17.354*	257.1
6th	54	Fermín ALDEGUER CAG SpeedUp SPA					10	1'52.915 P	31.97*	30.309	27.488	23.147	257.1
		Runs=2	Total laps=22	Full laps=19	Valid laps=14	11	9'06.341	18.946	27.426	25.374	17.470		
1	1'48.203	19.463	28.691	26.394	17.918		12	1'37.187	26.460	27.930	25.361	17.436	257.1
2	1'37.936	27.318	27.513	25.378	17.727	251.7	13	1'35.506	26.527	26.685	25.022	17.272	259.9
3	1'36.773 *	26.992	27.026	25.259	17.496*	250.8	14	1'35.258	26.330	26.647	24.968	17.313	258.0
4	1'37.582 *	27.32*	27.407	25.107	17.748	251.7	15	1'35.101	26.248	26.565	24.930	17.358	257.1
5	1'36.355	26.741	27.129	24.937	17.548	251.7	16	1'35.084	26.326	26.441	25.029	17.288	258.0
6	1'36.063	26.556	27.034	24.886	17.587	254.4	17	1'34.920	26.193	26.415	25.035	17.277	258.0
7	1'36.083	26.664	26.983	24.922	17.514	254.4	18	1'35.029	26.253	26.492	24.980	17.304	256.2
8	1'35.455	26.479	26.759	24.751	17.466	255.3	19	1'35.315	26.319	26.446	25.083	17.467	257.1
9	1'35.305	26.384	26.802	24.748	17.371	255.3	20	1'34.993	26.189	26.516	24.891	17.397	258.0
10	1'35.450	26.391	26.802	24.852	17.405	256.2	21	1'34.991	26.220	26.477	24.991	17.303	258.0
11	1'42.423	26.444	31.263	26.833	17.883	253.5							
12	1'35.836 *	26.402	26.988	24.848	17.598*	255.3	9th	75	Albert ARENAS Red Bull KTM Ajo SPA				
13	1'35.410	26.520	26.649	24.862	17.379	253.5			Runs=2	Total laps=16	Full laps=13	Valid laps=12	
14	1'35.167	26.433	26.637	24.746	17.351	254.4	1	2'36.764	24.319	29.897	26.879	18.170	
15	1'35.207	26.302	26.777	24.830	17.298	251.7	2	1'38.190	27.667	27.415	25.329	17.779	252.6
16	1'46.304 *	26.181	34.999	27.447*	17.677	255.3	3	1'37.311	27.156	27.011	25.353	17.791	256.2
17	1'41.685 P	26.321	26.916	25.198	23.250	255.3	4	1'36.898	26.877	27.041	25.296	17.684	257.1
18	5'58.412 *	20.125	27.563	25.189*	17.750		5	1'36.259	26.693	26.967	24.973	17.626	255.3
19	1'35.618	26.484	26.998	24.772	17.364	253.5	6	1'36.411	26.740	26.908	25.056	17.707	257.1
20	1'35.127 *	26.352	26.716	24.685	17.374*	255.3	7	1'37.226 *	27.033	27.250	25.365*	17.578	255.3
21	1'34.971	26.198	26.650	24.754	17.369	255.3	8	1'36.340	26.628	27.104	25.033	17.575	256.2
22	1'34.800	26.215	26.575	24.656	17.354	255.3	9	1'35.875	26.535	26.964	24.961	17.415	257.1
							10	1'35.903	26.546	26.931	24.964	17.462	257.1
7th	96	Jake DIXON Autosolar GASGAS A GBR					11	1'43.117 P	28.100	27.112	25.006	22.899	255.3
		Runs=2	Total laps=18	Full laps=15	Valid laps=15	12	15'47.329	21.737	27.868	25.500	17.583		
1	2'57.375	20.310	28.367	25.943	17.985		13	1'36.055	26.578	26.964	24.994	17.519	255.3
2	1'38.199	28.226	27.141	25.267	17.565	251.7	14	1'35.350	26.403	26.737	24.760	17.450	256.2
3	1'37.108	27.173	27.206	25.082	17.647	252.6	15	1'35.235	26.449	26.637	24.783	17.366	255.3
4	1'36.601	26.908	27.133	24.952	17.608	253.5	16	1'35.039	26.287	26.603	24.822	17.327	254.4
5	1'35.877	26.639	26.860	24.842	17.536	253.5							
6	1'35.552	26.454	26.741	24.811	17.546	253.5							

Fastest Lap: Somkiat CHANTRA IDEMITSU Honda Tea THA **1'34.160** 26.156 26.318 24.581 17.105

These data/results cannot be reproduced, stored and/or transmitted in whole or in part by any manner of electronic, mechanical, photocopying, recording, broadcasting or otherwise now known or herein after developed without the previous express consent by the copyright owner, except for reproduction in daily press and regular printed publications on sale to the public within 60 days of the event related to those data/results and always provided that copyright symbol appears together as follows below.
© DORNA, 2023

Practice Nr. 1

Moto2

Lap	Lap Time	T1	T2	T3	T4	Speed	Lap	Lap Time	T1	T2	T3	T4	Speed		
10th	18	Manuel GONZALEZ Correos Prepagó Yam SPA					15	1'35.256	26.393	26.658	24.868	17.337	255.3		
		Runs=2	Total laps=15	Full laps=12	Valid laps=12	16	1'43.705	P	26.386	26.797	26.033	24.489	257.1		
1	2'09.192	19.259	28.356	25.977	17.808	17	7'06.469	*	19.684	32.518	25.989*	17.950*			
2	1'37.527	27.093	27.202	25.486	17.746	257.1	18	1'35.976	*	26.634	26.847	25.082	17.413*	255.3	
3	1'36.862	26.902	27.059	25.335	17.566	253.5	19	1'35.372		26.469	26.779	24.785	17.339	255.3	
4	1'36.117	26.446	27.099	25.103	17.469	257.1	20	1'39.925	*	28.74*	28.052	25.851	17.276	256.2	
5	1'35.351	26.276	26.715	25.021	17.339	256.2	21	1'35.444		26.332	26.840	24.964	17.308	257.1	
6	1'35.661	26.446	26.759	24.971	17.485	258.9	22	1'35.375	*	26.32*	26.853	24.817	17.378	256.2	
7	1'35.717	26.416	26.819	25.035	17.447	256.2	13th 22 Sam LOWES Elf Marc VDS Racing GBR								
8	1'41.110	26.441	27.545	28.173	18.951	257.1		Runs=2	Total laps=19	Full laps=16	Valid laps=12				
9	1'35.358	26.299	26.779	24.868	17.412	257.1	1	2'48.011		20.559	29.581	26.672	18.445		
10	1'35.345	26.398	26.768	24.839	17.340	258.0	2	1'40.458	*	29.072	28.078	25.442	17.866*	251.7	
11	1'38.546	26.966	28.208	25.609	17.763	258.9	3	1'38.115		27.725	27.541	25.134	17.715	252.6	
12	1'40.663	P	26.346	26.737	24.993	22.587	4	1'36.982		27.296	27.233	24.857	17.596	253.5	
13	16'54.149	*	18.620	27.604	26.968	17.609*	5	1'37.555	*	27.300	27.276	25.052*	17.927	253.5	
14	1'36.070		26.333	27.106	24.940	17.691	256.2	6	1'36.767		27.076	27.309	24.797	17.585	251.7
15	1'35.198		26.272	26.785	24.829	17.312	257.1	7	1'35.977		26.758	27.027	24.748	17.444	253.5
11th 28 Izan GUEVARA Autosolar GASGAS A SPA						8	1'35.986		26.659	27.144	24.746	17.437	255.3		
		Runs=2	Total laps=19	Full laps=16	Valid laps=16	9	1'35.737		26.637	26.973	24.712	17.415	255.3		
1	2'10.330	19.919	29.410	26.804	18.174		10	1'43.682		26.734	32.719	26.565	17.664	253.5	
2	1'39.600	27.314	28.105	26.249	17.932	256.2	11	1'35.631		26.703	26.772	24.757	17.399	254.4	
3	1'38.090	27.227	27.514	25.662	17.687	258.9	12	1'36.118		26.599	26.897	25.104	17.518	254.4	
4	1'37.768	26.897	27.628	25.646	17.597	257.1	13	1'35.317		26.505	26.791	24.674	17.347	254.4	
5	1'37.481	27.172	27.250	25.392	17.667	258.0	14	1'35.642		26.508	27.028	24.773	17.333	255.3	
6	1'38.763	27.043	28.526	25.371	17.823	258.9	15	1'35.364	*	26.53*	26.766	24.691*	17.372*	254.4	
7	1'36.827	26.945	27.147	25.159	17.576	258.0	16	1'42.175	P	26.499	26.783	24.755	24.138	254.4	
8	1'38.485	26.699	28.830	25.378	17.578	256.2	17	9'41.776		24.860	27.663	25.187	17.829		
9	1'36.466	26.612	27.113	25.117	17.624	258.0	18	1'35.723	*	26.536	26.958	24.831	17.398*	254.4	
10	1'36.546	26.729	27.024	25.065	17.728	255.3	19	1'35.436		26.553	26.891	24.677	17.315	254.4	
11	1'36.222	26.582	27.046	25.065	17.529	257.1	14th 7 Barry BALTUS Fieten Olie Racing GP BEL								
12	1'44.482	P	26.730	27.243	25.963	24.546	257.1		Runs=2	Total laps=20	Full laps=17	Valid laps=12			
13	10'24.053	18.644	28.669	25.799	17.850		1	2'10.908		20.136	28.355	26.173	17.792		
14	1'36.880	26.664	27.284	25.298	17.634	254.4	2	1'38.526	*	27.04*	27.921	25.883	17.674	251.7	
15	1'35.965	26.492	26.896	25.118	17.459	257.1	3	1'37.376		26.945	27.189	25.806	17.436	258.0	
16	1'35.421	26.504	26.630	24.885	17.402	257.1	4	1'37.545		27.187	27.264	25.340	17.754	256.2	
17	1'37.640	26.509	27.836	25.803	17.492	257.1	5	1'37.231	*	26.89*	26.979	25.547	17.810	258.0	
18	1'35.757	26.357	26.844	25.106	17.450	256.2	6	1'36.679		26.920	26.851	25.368	17.540	252.6	
19	1'35.219	26.288	26.711	24.888	17.332	255.3	7	1'36.731		26.879	27.083	25.269	17.500	251.7	
12th 21 Alonso LOPEZ CAG SpeedUp SPA						8	1'36.730	*	26.733	27.099	25.304*	17.594	252.6		
		Runs=2	Total laps=22	Full laps=19	Valid laps=13	9	1'36.166		26.626	26.808	25.235	17.497	253.5		
1	1'51.548	21.194	28.827	25.809	18.318		10	1'36.917		26.806	27.148	25.407	17.556	256.2	
2	1'38.032	27.643	27.465	25.291	17.633	255.3	11	1'36.372		26.711	26.799	25.096	17.766	253.5	
3	1'36.712	27.067	27.039	25.166	17.440	253.5	12	1'50.940	P	30.58*	30.498	26.065	23.794	255.3	
4	1'37.796	*	26.808	27.043	26.156*	17.789	255.3	13	8'42.034		23.722	28.021	25.895	17.630	
5	1'38.356	*	26.597	28.429	25.659	17.671*	257.1	14	1'36.112		26.731	26.821	25.232	17.328	250.0
6	1'35.897	26.513	26.857	24.991	17.536	254.4	15	1'35.737		26.554	26.771	25.089	17.323	253.5	
7	1'37.815	26.611	27.987	25.547	17.670	256.2	16	1'39.848	*	27.55*	27.688	26.076	18.525	253.5	
8	1'35.738	26.533	26.791	24.933	17.481	256.2	17	1'35.787		26.670	26.822	24.955	17.340	255.3	
9	1'36.261	26.693	27.048	25.037	17.483	256.2	18	1'35.331		26.402	26.657	24.883	17.389	254.4	
10	1'37.287	*	26.508	27.090	25.869	17.820*	255.3	19	1'49.357	*	25.78*	37.842	28.210	17.525	254.4
11	1'35.853	26.578	26.827	24.984	17.464	255.3	20	1'43.147		26.722	29.618	26.266	20.541	250.8	
12	1'35.885	26.574	26.860	25.010	17.441	256.2									
13	1'35.468	26.417	26.777	24.909	17.365	256.2									
14	1'37.082	26.404	27.205	25.793	17.680	256.2									

Fastest Lap: Somkiat CHANTRA IDEMITSU Honda Tea THA **1'34.160** 26.156 26.318 24.581 17.105

These data/results cannot be reproduced, stored and/or transmitted in whole or in part by any manner of electronic, mechanical, photocopying, recording, broadcasting or otherwise now known or herein after developed without the previous express consent by the copyright owner, except for reproduction in daily press and regular printed publications on sale to the public within 60 days of the event related to those data/results and always provided that copyright symbol appears together as follows below.
© DORNA, 2023

Practice Nr. 1

Moto2

Lap	Lap Time	T1	T2	T3	T4	Speed	Lap	Lap Time	T1	T2	T3	T4	Speed	
15th	16	Joe ROBERTS Italtrans Racing Team USA						9	1'36.194	26.555	27.073	24.921	17.645	254.4
		Runs=2	Total laps=20	Full laps=17	Valid laps=17		10	1'37.929	26.997	28.168	25.089	17.675	254.4	
1	2'33.299	21.419	30.299	27.983	18.195		11	1'36.271	26.556	27.054	25.065	17.596	254.4	
2	1'39.045	27.691	27.712	25.877	17.765	250.0	12	1'35.880	26.507	26.869	24.853	17.651	255.3	
3	1'41.795	27.237	31.371	25.435	17.752	250.8	13	1'44.759 P	27.139	28.589	25.219	23.812	256.2	
4	1'36.980	26.840	27.263	25.185	17.692	253.5	14	9'45.763 *	19.623	27.309	25.129	17.573*		
5	1'36.901	26.792	27.153	25.213	17.743	254.4	15	1'37.098 *	27.270	27.133	24.946	17.749*	253.5	
6	1'39.842	26.824	27.913	27.409	17.696	252.6	16	1'36.219	26.619	26.967	25.095	17.538	257.1	
7	1'36.799	26.887	27.051	25.286	17.575	253.5	17	1'35.455	26.416	26.843	24.741	17.455	255.3	
8	1'36.715	26.793	27.127	25.218	17.577	253.5	18	1'38.420 *	26.456	29.503	25.006	17.455*	255.3	
9	1'36.354	26.668	26.980	25.095	17.611	253.5	19	1'37.806 *	26.43*	29.032	24.884*	17.456	254.4	
10	1'36.166	26.610	26.859	25.094	17.603	254.4	20	1'35.561	26.356	26.904	24.833	17.468	254.4	
11	1'44.813 P	26.634	27.021	25.889	25.269	253.5								
12	9'05.264	20.067	33.335	25.697	17.638									
13	1'36.591	26.901	27.266	25.026	17.398	250.0								
14	1'39.933	26.681	27.000	26.296	19.956	254.4								
15	1'35.730	26.459	26.883	24.824	17.564	255.3								
16	1'44.158	26.724	30.297	29.530	17.607	255.3								
17	1'35.584	26.549	26.772	24.841	17.422	254.4								
18	1'35.390	26.477	26.720	24.844	17.349	255.3								
19	1'35.569	26.490	26.728	24.888	17.463	254.4								
20	1'35.505	26.458	26.856	24.786	17.405	253.5								
16th	11	Sergio GARCIA Pons Wegow Los40 SPA						9	1'36.811 *	26.763	27.005	25.225*	17.818	258.0
		Runs=2	Total laps=20	Full laps=17	Valid laps=13		10	1'36.561	26.999	26.921	25.083	17.558	256.2	
1	2'35.254	20.987	28.567	28.963	18.307		11	1'36.464 *	26.876	26.856	25.188*	17.544	255.3	
2	1'37.986	27.346	27.228	25.681	17.731	253.5	12	1'48.077	31.383	32.733	25.935	18.026	255.3	
3	1'38.426	27.101	28.065	25.485	17.775	255.3	13	1'44.267 P	27.265	27.904	25.757	23.341	254.4	
4	1'38.920	26.851	28.876	25.466	17.727	256.2	14	7'50.998	20.914	27.680	25.307	17.641		
5	1'37.241	26.834	27.142	25.490	17.775	256.2	15	1'35.855	26.646	26.760	25.024	17.425	253.5	
6	1'36.690	26.693	26.969	25.306	17.722	255.3	16	1'35.773	26.596	26.847	24.937	17.393	257.1	
7	1'36.688	26.762	27.199	25.143	17.584	255.3	17	1'44.483	30.695	30.644	25.431	17.713	258.9	
8	1'36.828	26.689	27.191	25.301	17.647	255.3	18	1'35.985 *	26.956	26.689	24.864*	17.476	256.2	
9	1'36.332 *	26.816	26.885	24.972	17.659*	256.2	19	1'35.637	26.664	26.689	24.881	17.403	256.2	
10	1'36.780	26.865	27.121	25.133	17.661	254.4	20	1'35.788	26.647	26.793	24.891	17.457	256.2	
11	1'36.419 *	26.806	26.932	25.085	17.596*	254.4	21	1'35.561	26.543	26.706	24.933	17.379	256.2	
12	1'45.075 P	26.795	26.956	26.719	24.605	253.5								
13	9'30.222	18.003	27.365	25.087	17.612									
14	1'35.692	26.675	26.717	24.929	17.371	254.4								
15	1'35.433	26.455	26.602	24.933	17.443	256.2								
16	1'37.717 *	26.577	27.605	26.065	17.470*	254.4								
17	1'35.440	26.521	26.714	24.765	17.440	254.4								
18	1'39.617	26.483	28.864	26.832	17.438	256.2								
19	1'35.500	26.570	26.655	24.873	17.402	256.2								
20	1'35.853 *	26.501	26.761	25.072	17.519*	255.3								
17th	52	Jeremy ALCOBA QJMOTOR Gresini M SPA						9	1'36.503	26.713	27.007	25.148	17.635	258.9
		Runs=2	Total laps=20	Full laps=17	Valid laps=13		10	1'36.397	26.692	26.952	25.156	17.597	257.1	
1	2'20.002	20.342	28.691	26.690	18.346		11	1'36.712 *	26.76*	27.067	25.258	17.618	257.1	
2	1'37.657	27.250	27.334	25.397	17.676	253.5	12	1'45.295 P	27.028	28.528	25.636	24.103	257.1	
3	1'36.979	26.826	27.227	25.396	17.530	256.2	13	7'52.869 *	19.449	33.512	25.557	17.767*		
4	1'36.541	26.606	27.133	25.202	17.600	255.3	14	1'36.813	27.061	27.162	25.046	17.544	257.1	
5	1'36.346	26.707	27.010	25.037	17.592	256.2	15	1'35.817	26.571	26.870	24.947	17.429	258.0	
6	1'36.363 *	26.65*	27.000	24.955	17.753	256.2	16	1'38.438	26.657	28.626	25.680	17.475	258.9	
7	1'36.392	26.733	27.119	24.947	17.593	256.2	17	1'39.034	26.539	28.748	25.437	18.310	258.9	
8	1'41.070	29.489	28.514	25.356	17.711	260.8								
Fastest Lap: Somkiat CHANTRA IDEMITSU Honda Tea THA 1'34.160 26.156 26.318 24.581 17.105														

These data/results cannot be reproduced, stored and/or transmitted in whole or in part by any manner of electronic, mechanical, photocopying, recording, broadcasting or otherwise now known or herein after developed without the previous express consent by the copyright owner, except for reproduction in daily press and regular printed publications on sale to the public within 60 days of the event related to those data/results and always provided that copyright symbol appears together as follows below.
© DORNA, 2023

Practice Nr. 1

Moto2

Lap	Lap Time	T1	T2	T3	T4	Speed	Lap	Lap Time	T1	T2	T3	T4	Speed	
18	1'36.237	26.526	26.917	25.166	17.628	258.9	13	1'36.429	26.649	26.792	25.026	17.962	251.7	
19	1'38.775 *	26.695	27.240	26.464	18.376*	256.2	14	1'35.772	26.586	26.761	24.982	17.443	254.4	
20	1'35.625	26.452	26.788	24.939	17.446	258.0	15	1'35.934	26.572	26.765	25.048	17.549	253.5	
21	1'35.609	26.458	26.720	24.964	17.467	258.0	16	1'35.942	26.637	26.766	25.059	17.480	253.5	
20th 40 Aron CANET Pons Wegow Los40 SPA Runs=2 Total laps=10 Full laps=6 Valid laps=4							17	1'44.424 P	26.686	27.694	25.644	24.400	252.6	
1	2'53.476	19.942	28.433	25.860	17.697		18	8'26.257	19.596	27.235	25.335	17.706		
2	1'37.820 *	27.16 *	27.797	25.362	17.500*	253.5	19	1'36.180	26.639	26.798	25.178	17.565	250.8	
3	1'53.843 P	36.303	27.486	26.044	24.010	252.6	20	1'35.721 *	26.614	26.730	24.927	17.450*	253.5	
4	2'40.343	18.756	27.851	26.869	17.461		21	1'36.295	26.641	26.974	25.053	17.627	253.5	
5	1'36.171	26.963	26.869	24.973	17.366	252.6	23rd 24 Marcos RAMIREZ Forward Team SPA Runs=2 Total laps=20 Full laps=17 Valid laps=16							
6	1'35.946 *	26.847	26.777	24.858	17.464*	254.4	1	2'06.835	21.099	30.135	27.354	18.873		
7	1'45.004	26.705	35.759	25.131	17.409	253.5	2	1'40.591	28.373	28.169	25.871	18.178	248.2	
8	1'35.701	26.664	26.891	24.829	17.317	256.2	3	1'38.981	27.724	27.627	25.561	18.069	253.5	
9	1'35.708	26.480	26.818	24.769	17.641	254.4	4	1'37.868	27.409	27.351	25.246	17.862	255.3	
10	1'47.465 P	29.19*	28.592	26.377	23.299	254.4	5	1'37.937	27.295	27.289	25.034	18.319	254.4	
21st 84 Zonta VD GOORBE Fieten Olie Racing GP NED Runs=2 Total laps=21 Full laps=18 Valid laps=15							6	1'37.766	27.526	27.379	25.111	17.750	257.1	
1	1'55.559	19.671	29.172	26.877	18.579		7	1'37.183	27.182	27.212	25.125	17.664	253.5	
2	1'40.934	27.972	28.561	26.227	18.174	253.5	8	1'36.892	27.012	27.185	25.020	17.675	251.7	
3	1'38.799	27.352	27.641	25.822	17.984	253.5	9	1'36.686	26.922	27.155	25.034	17.575	252.6	
4	1'38.210 *	27.20*	27.317	25.868	17.817	254.4	10	1'36.486	26.903	26.984	24.979	17.620	254.4	
5	1'37.444	26.936	27.210	25.559	17.739	254.4	11	1'56.623 P	32.186	30.925	26.289	27.223	254.4	
6	1'37.003	26.835	27.073	25.431	17.664	254.4	12	9'44.621 *	19.407	27.997	25.608	17.757*		
7	1'37.048	26.782	27.171	25.345	17.750	255.3	13	1'36.864	27.104	27.184	25.030	17.546	252.6	
8	1'40.565	28.431	27.689	26.273	18.172	255.3	14	1'36.479	26.885	27.038	24.983	17.573	254.4	
9	1'41.666	26.850	28.579	28.282	17.955	253.5	15	1'36.961	26.928	27.452	25.006	17.575	253.5	
10	1'36.833	26.801	27.059	25.249	17.724	255.3	16	1'36.295	26.862	26.940	24.950	17.543	253.5	
11	1'36.989	26.763	27.137	25.380	17.709	255.3	17	1'44.070	26.931	26.972	29.653	20.514	253.5	
12	1'36.431	26.639	26.927	25.196	17.669	255.3	18	1'36.471 *	26.946	27.032	24.979	17.514*	253.5	
13	1'52.060 P	30.005	31.200	26.444	24.411	252.6	19	1'35.933	26.748	26.959	24.812	17.414	252.6	
14	7'49.410	19.498	29.699	25.555	17.745		20	1'35.831	26.681	26.913	24.812	17.425	254.4	
15	1'38.669	26.768	27.727	25.730	18.444	254.4	24th 72 Borja GOMEZ Fantic Racing SPA Runs=2 Total laps=20 Full laps=17 Valid laps=16							
16	1'36.616 *	26.83 *	26.964	25.220	17.595	256.2	1	1'51.344	20.032	29.095	26.772	18.337		
17	1'36.206	26.528	26.959	25.134	17.585	255.3	2	1'39.590	27.829	27.936	25.716	18.109	253.5	
18	1'36.183	26.559	26.972	25.081	17.571	255.3	3	1'38.144	27.401	27.278	25.529	17.936	253.5	
19	1'36.223	26.639	26.842	25.200	17.542	254.4	4	1'37.629	27.266	27.116	25.384	17.863	255.3	
20	1'35.764	26.485	26.684	25.113	17.482	255.3	5	1'37.554	26.934	27.267	25.306	18.047	254.4	
21	1'47.338 *	28.25*	34.116	26.133	18.836	254.4	6	1'39.925 *	26.962	28.001	26.951*	18.011	255.3	
22nd 64 Bo BENDSNEYDER Pertamina Mandalika NED Runs=2 Total laps=21 Full laps=18 Valid laps=15							7	1'37.373	27.059	27.229	25.285	17.800	254.4	
1	2'17.910	20.604	29.356	26.225	18.427		8	1'37.377	27.101	27.233	25.318	17.725	255.3	
2	1'39.673 *	28.036	28.077	25.731*	17.829	250.0	9	1'37.117	27.032	27.095	25.288	17.702	254.4	
3	1'37.893	27.420	27.366	25.463	17.644	250.8	10	1'45.330 P	27.129	27.478	26.009	24.714	254.4	
4	1'36.727	26.898	27.117	25.191	17.521	250.0	11	9'21.705	20.619	28.618	25.615	17.999		
5	1'36.642	26.890	27.033	25.158	17.561	253.5	12	1'37.237	26.974	27.226	25.269	17.768	250.8	
6	1'36.204	26.677	26.997	25.014	17.516	253.5	13	1'36.546	26.780	26.953	25.162	17.651	254.4	
7	1'36.394	26.778	26.853	24.958	17.805	253.5	14	1'36.225	26.696	26.878	25.039	17.612	255.3	
8	1'37.091 *	27.248	27.152	25.187	17.504*	254.4	15	1'36.415	26.697	26.993	25.034	17.691	255.3	
9	1'36.658	26.717	27.274	25.126	17.541	253.5	16	1'36.034	26.614	26.796	24.966	17.658	255.3	
10	1'36.082	26.609	26.867	24.997	17.609	253.5	17	1'36.521	26.726	26.867	25.145	17.783	256.2	
11	1'36.142	26.642	26.886	24.988	17.626	253.5	18	1'44.050	26.735	27.761	30.487	19.067	255.3	
12	1'36.444	26.692	27.008	25.189	17.555	253.5	19	1'36.861	26.912	26.998	25.243	17.708	254.4	
							20	1'36.586	26.751	26.937	25.200	17.698	253.5	

Fastest Lap: Somkiat CHANTRA IDEMITSU Honda Tea THA **1'34.160** 26.156 26.318 24.581 17.105

These data/results cannot be reproduced, stored and/or transmitted in whole or in part by any manner of electronic, mechanical, photocopying, recording, broadcasting or otherwise now known or herein after developed without the previous express consent by the copyright owner, except for reproduction in daily press and regular printed publications on sale to the public within 60 days of the event related to those data/results and always provided that copyright symbol appears together as follows below.
© DORNA, 2023

Practice Nr. 1

Moto2

Lap	Lap Time	T1	T2	T3	T4	Speed	Lap	Lap Time	T1	T2	T3	T4	Speed	
25th	3	Lukas TULOVIC				Liqui Moly Husqvarna	GER	13	1'37.743	27.209	27.526	25.303	17.705	250.0
		Runs=2	Total laps=19	Full laps=16	Valid laps=11		14	1'36.732	26.818	27.194	25.154	17.566	251.7	
1	2'08.490	20.159	29.186	26.461	18.617		15	1'36.504	26.690	27.100	25.146	17.568	252.6	
2	1'39.553	27.891	28.037	25.699	17.926	254.4	16	1'36.380 *	26.556	27.178	25.131	17.515*	253.5	
3	1'38.600	27.188	27.790	25.798	17.824	255.3	17	1'36.336	26.607	27.077	25.114	17.538	253.5	
4	1'38.039	27.257	27.776	25.266	17.740	256.2	18	1'36.576 *	26.664	26.973	25.359	17.580*	253.5	
5	1'37.582	27.240	27.433	25.175	17.734	257.1	19	1'37.803	26.605	27.372	26.187	17.639	252.6	
6	1'37.908 *	27.548	27.426	25.087	17.847*	257.1	20	1'36.666	26.829	27.224	25.102	17.511	251.7	
7	1'37.600	27.094	27.554	25.155	17.797	255.3	28th 5 Kohta NOZANE							
8	1'37.157	26.947	27.510	25.033	17.667	255.3	Runs=2	Total laps=20	Full laps=17	Valid laps=13	Correos Prepago Yam JPN			
9	1'37.021	26.965	27.215	25.176	17.665	256.2	1	1'55.201	21.097	30.713	27.719	19.148		
10	1'36.645	26.818	27.110	25.103	17.614	255.3	2	1'42.018	28.697	28.474	26.536	18.311	247.4	
11	1'36.659 *	26.741	27.125	25.207	17.586*	254.4	3	1'39.970	27.712	27.931	26.260	18.067	250.0	
12	1'48.460 P	26.888	30.467	25.989	25.116	254.4	4	1'39.199	27.483	27.594	26.133	17.989	250.8	
13	10'36.310	19.818	27.345	25.409	17.693		5	1'38.458	27.204	27.457	25.796	18.001	248.2	
14	1'36.256	26.647	26.920	25.130	17.559	253.5	6	1'38.017	27.042	27.204	25.778	17.993	250.0	
15	1'36.341	26.703	26.897	25.217	17.524	255.3	7	1'37.777	27.121	27.155	25.679	17.822	250.8	
16	1'36.607 *	26.841	27.093	25.116	17.557*	255.3	8	1'38.001 *	27.123	27.392	25.563*	17.923	250.0	
17	1'36.956 *	26.541	27.394	25.504	17.517*	256.2	9	1'38.891	27.016	27.316	26.280	18.279	251.7	
18	1'37.839	26.717	28.133	25.239	17.750	255.3	10	1'37.731	26.996	27.210	25.646	17.879	253.5	
19	1'36.151 *	26.673	26.896	25.043	17.539*	254.4	11	1'58.101 P	34.689	30.674	26.372	26.366	252.6	
26th 17 Alex ESCRIG						Forward Team	SPA	12	9'16.948	20.024	28.221	26.180	17.956	
		Runs=2	Total laps=17	Full laps=13	Valid laps=8		13	1'38.136	27.222	27.442	25.602	17.870	249.1	
1	1'50.911	20.095	29.509	27.015	18.760		14	1'37.838	26.948	27.366	25.624	17.900	249.1	
2	1'42.411	28.857	28.872	26.172	18.510	252.6	15	1'39.729 *	27.088	29.339	25.581*	17.721	250.8	
3	1'50.542 P	28.155	28.550	26.558	27.279	253.5	16	1'37.349 *	26.840	27.091	25.581	17.837*	252.6	
4	12'00.944	20.109	29.032	26.492	18.206		17	1'43.947	27.141	33.629	25.426	17.751	248.2	
5	1'38.763 *	27.340	27.974	25.518	17.931*	254.4	18	1'37.244 *	26.836	27.114	25.544*	17.750	250.8	
6	1'37.762 *	27.159	27.424	25.302	17.877*	253.5	19	1'37.208	26.865	27.171	25.500	17.672	250.0	
7	1'37.557 *	27.006	27.325	25.442	17.784*	255.3	20	1'37.651	26.808	27.203	25.766	17.874	251.7	
8	1'37.116	26.941	27.282	25.198	17.695	253.5	29th 67 Alberto SURRA							
9	1'39.488 *	27.082	29.189	25.383	17.834*	255.3	Runs=3	Total laps=16	Full laps=11	Valid laps=11	Forward Team ITA			
10	1'37.446 *	27.078	27.550	25.116	17.702*	253.5	1	2'08.289	19.717	29.521	27.792	18.769		
11	1'37.368	26.981	27.535	25.132	17.720	256.2	2	1'41.040	28.398	28.127	26.185	18.330	253.5	
12	1'36.776	26.687	27.507	24.996	17.586	256.2	3	1'39.514	27.733	27.911	25.842	18.028	256.2	
13	1'36.392	26.625	27.132	25.052	17.583	257.1	4	1'37.924	27.236	27.236	25.679	17.773	255.3	
14	1'36.288	26.626	27.088	25.062	17.512	257.1	5	1'38.122	27.165	27.495	25.503	17.959	254.4	
15	1'38.190	26.513	27.200	26.058	18.419	256.2	6	1'38.450	27.169	27.518	25.870	17.893	255.3	
16	1'36.337	26.568	27.187	24.985	17.597	257.1	7	1'38.012	27.215	27.559	25.410	17.828	256.2	
17	1'52.315 P	26.522	30.966	29.086	25.741	257.1	8	1'47.505 P	27.190	27.599	25.712	27.004	256.2	
27th 33 Rory SKINNER						OnlyFans American R	GBR	9	11'56.898	19.722	28.172	26.363	18.192	
		Runs=2	Total laps=20	Full laps=17	Valid laps=11		10	1'39.678	27.362	28.471	25.930	17.915	253.5	
1	2'20.189	20.329	29.622	26.801	18.712		11	1'38.110	27.085	27.528	25.605	17.892	253.5	
2	1'39.831 *	28.026	27.920	25.842*	18.043	252.6	12	1'37.635	27.072	27.319	25.417	17.827	252.6	
3	1'38.213	27.211	27.553	25.596	17.853	251.7	13	1'37.597	26.981	27.368	25.341	17.907	253.5	
4	1'37.699	27.127	27.478	25.365	17.729	251.7	14	1'47.688 P	27.059	27.144	25.706	27.779	253.5	
5	1'37.148	26.977	27.201	25.257	17.713	251.7	15	4'49.360	22.249	31.986	25.898	18.011		
6	1'37.185 *	26.69*	27.580	25.285	17.623*	252.6	16	1'38.151	27.060	27.617	25.547	17.927	251.7	
7	1'36.759	26.820	27.201	25.074	17.664	251.7	30th 73 Mattia RATO							
8	1'37.120 *	26.745	27.249	25.480	17.646*	251.7	Runs=3	Total laps=14	Full laps=9	Valid laps=7	Pertamina Mandalika ITA			
9	1'37.313	26.790	27.360	25.194	17.969	254.4	1	1'56.497	21.199	30.853	27.498	19.183		
10	1'36.713 *	26.729	27.162	25.169	17.653*	252.6	2	1'43.124	28.824	28.956	26.563	18.781	251.7	
11	1'46.711 P	28.57*	28.185	25.466	24.486	251.7	3	1'42.346	27.791	28.073	25.845	20.637	252.6	
12	9'31.300	19.821	28.850	26.033	18.084		Fastest Lap: Somkiat CHANTRA IDEMITSU Honda Tea THA 1'34.160 26.156 26.318 24.581 17.105							

These data/results cannot be reproduced, stored and/or transmitted in whole or in part by any manner of electronic, mechanical, photocopying, recording, broadcasting or otherwise now known or herein after developed without the previous express consent by the copyright owner, except for reproduction in daily press and regular printed publications on sale to the public within 60 days of the event related to those data/results and always provided that copyright symbol appears together as follows below.
© DORNA, 2023

Practice Nr. 1

Moto2

Lap	Lap Time		T1	T2	T3	T4	Speed	Lap	Lap Time	T1	T2	T3	T4	Speed
4	1'40.557	*	27.88*	28.152	26.061	18.460*	250.0							
5	1'39.625		27.713	27.671	25.817	18.424	251.7							
6	1'39.295	*	27.45*	27.889	25.589	18.358	256.2							
7	1'38.723		27.435	27.635	25.539	18.114	253.5							
8	1'42.934		27.094	29.837	27.844	18.159	256.2							
9	1'38.349		27.163	27.306	25.746	18.134	254.4							
10	1'46.566	P	27.655	27.643	25.766	25.502	252.6							
11	10'23.418		20.796	29.905	26.195	18.468								
12	1'38.879		27.539	27.659	25.666	18.015	250.0							
13	1'55.323	P	35.82*	27.731	25.573	26.199	253.5							
14	6'24.961	P	22.550	38.831	29.202	24.603								

Fastest Lap: Somkiat CHANTRA IDEMITSU Honda Tea THA **1'34.160** 26.156 26.318 24.581 17.105

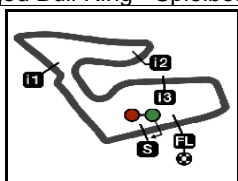
These data/results cannot be reproduced, stored and/or transmitted in whole or in part by any manner of electronic, mechanical, photocopying, recording, broadcasting or otherwise now known or herein after developed without the previous express consent by the copyright owner, except for reproduction in daily press and regular printed publications on sale to the public within 60 days of the event related to those data/results and always provided that copyright symbol appears together as follows below.
© DORNA, 2023

Official MotoGP Timing by **TISSOT**
www.motogp.com

Spielberg, Friday, August 18, 2023

Page 7 of 7





4348 m.

CryptoDATA MOTORRAD GRAND PRIX VON ÖSTERREICH

Practice Nr. 1

Best Partial Times

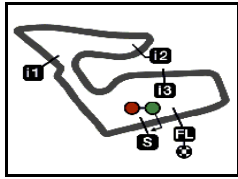
Moto2™

IT Ideal Lap Time, sum of the best partial times

BT Best Lap Time

T1		T2		T3		T4				IT	BT	
Pos	Rider	Time	Rider	Time	Rider	Time	Rider	Time	Pos	Rider	IT	BT
1	P.ACOSTA	25.926	S.CHANTRA	26.318	T.ARBOLINO	24.530	S.CHANTRA	17.105	1	P.ACOSTA	1'34.094	1'34.400 (2)
2	F.SALAC	26.051	P.ACOSTA	26.396	J.DIXON	24.545	P.ACOSTA	17.201	2	S.CHANTRA	1'34.128	1'34.160 (1)
3	S.CHANTRA	26.124	C.VIETTI	26.415	P.ACOSTA	24.571	T.ARBOLINO	17.271	3	T.ARBOLINO	1'34.542	1'34.778 (5)
4	F.ALDEGUER	26.181	F.SALAC	26.451	S.CHANTRA	24.581	C.VIETTI	17.272	4	F.SALAC	1'34.567	1'34.567 (3)
5	T.ARBOLINO	26.182	A.OGURA	26.486	A.OGURA	24.616	A.LOPEZ	17.276	5	A.OGURA	1'34.597	1'34.705 (4)
6	C.VIETTI	26.189	J.DIXON	26.540	F.ALDEGUER	24.656	F.ALDEGUER	17.298	6	J.DIXON	1'34.639	1'34.913 (7)
7	A.OGURA	26.195	T.ARBOLINO	26.559	S.LOWES	24.674	A.OGURA	17.300	7	F.ALDEGUER	1'34.710	1'34.800 (6)
8	J.DIXON	26.237	F.ALDEGUER	26.575	J.ALCOBA	24.741	M.GONZALEZ	17.312	8	C.VIETTI	1'34.767	1'34.920 (8)
9	M.GONZALEZ	26.272	S.GARCIA	26.602	F.SALAC	24.743	S.LOWES	17.315	9	A.ARENAS	1'34.977	1'35.039 (9)
10	A.ARENAS	26.287	A.ARENAS	26.603	A.ARENAS	24.760	A.CANET	17.317	10	A.LOPEZ	1'35.051	1'35.256 (12)
11	I.GUEVARA	26.288	I.GUEVARA	26.630	S.GARCIA	24.765	J.DIXON	17.317	11	M.GONZALEZ	1'35.128	1'35.198 (10)
12	A.LOPEZ	26.332	B.BALTUS	26.657	A.CANET	24.769	F.SALAC	17.322	12	I.GUEVARA	1'35.135	1'35.219 (11)
13	J.ALCOBA	26.356	A.LOPEZ	26.658	A.LOPEZ	24.785	B.BALTUS	17.323	13	S.GARCIA	1'35.193	1'35.433 (16)
14	B.BALTUS	26.402	Z.VD GOORBER	26.684	J.ROBERTS	24.786	A.ARENAS	17.327	14	S.LOWES	1'35.254	1'35.317 (13)
15	D.FOGGIA	26.452	D.BINDER	26.689	M.RAMIREZ	24.812	I.GUEVARA	17.332	15	B.BALTUS	1'35.265	1'35.331 (14)
16	S.GARCIA	26.455	M.GONZALEZ	26.715	M.GONZALEZ	24.829	J.ROBERTS	17.349	16	J.ROBERTS	1'35.313	1'35.390 (15)
17	J.ROBERTS	26.458	J.ROBERTS	26.720	D.BINDER	24.881	S.GARCIA	17.371	17	A.CANET	1'35.343	1'35.701 (20)
18	A.CANET	26.480	D.FOGGIA	26.720	B.BALTUS	24.883	D.BINDER	17.379	18	J.ALCOBA	1'35.395	1'35.455 (17)
19	Z.VD GOORBER	26.485	B.BENDSNEYDE	26.730	I.GUEVARA	24.885	M.RAMIREZ	17.414	19	D.BINDER	1'35.492	1'35.561 (18)
20	S.LOWES	26.499	S.LOWES	26.766	C.VIETTI	24.891	D.FOGGIA	17.429	20	D.FOGGIA	1'35.540	1'35.609 (19)
21	A.ESCRIG	26.513	A.CANET	26.777	B.BENDSNEYDE	24.927	B.BENDSNEYDE	17.443	21	B.BENDSNEYDE	1'35.672	1'35.772 (22)
22	L.TULOVIC	26.541	B.GOMEZ	26.796	D.FOGGIA	24.939	J.ALCOBA	17.455	22	Z.VD GOORBER	1'35.732	1'35.764 (21)
23	D.BINDER	26.543	J.ALCOBA	26.843	B.GOMEZ	24.966	Z.VD GOORBER	17.482	23	M.RAMIREZ	1'35.820	1'35.831 (23)
24	R.SKINNER	26.556	L.TULOVIC	26.896	A.ESCRIG	24.985	R.SKINNER	17.511	24	B.GOMEZ	1'35.988	1'36.034 (24)

These data/results cannot be reproduced, stored and/or transmitted in whole or in part by any manner of electronic, mechanical, photocopying, recording, broadcasting or otherwise now known or herein after developed without the previous express consent by the copyright owner, except for reproduction in daily press and regular printed publications on sale to the public within 60 days of the event related to those data/results and always provided that copyright symbol appears together as follows below.
© DORNA, 2023



4348 m.

CryptoDATA MOTORRAD GRAND PRIX VON ÖSTERREICH

Practice Nr. 1

Best Partial Times


IT Ideal Lap Time, sum of the best partial times

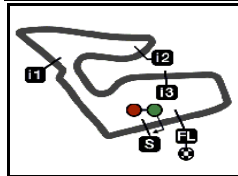
BT Best Lap Time

T1		T2		T3		T4				<i>IT</i>	<i>BT</i>	
<i>Pos</i>	<i>Rider</i>	<i>Time</i>	<i>Rider</i>	<i>Time</i>	<i>Rider</i>	<i>Time</i>	<i>Rider</i>	<i>Time</i>	<i>Pos</i>	<i>Rider</i>		
25	B.BENDSNEYDE	26.572	M.RAMIREZ	26.913	L.TULOVIC	25.033	A.ESCRIG	17.512	25	L.TULOVIC	1'35.994	1'36.256 (25)
26	B.GOMEZ	26.614	R.SKINNER	26.973	R.SKINNER	25.074	L.TULOVIC	17.524	26	A.ESCRIG	1'36.098	1'36.288 (26)
27	M.RAMIREZ	26.681	A.ESCRIG	27.088	Z.VD GOORBER	25.081	B.GOMEZ	17.612	27	R.SKINNER	1'36.114	1'36.336 (27)
28	K.NOZANE	26.808	K.NOZANE	27.091	A.SURRA	25.341	K.NOZANE	17.672	28	K.NOZANE	1'36.997	1'37.208 (28)
29	A.SURRA	26.981	A.SURRA	27.144	K.NOZANE	25.426	A.SURRA	17.773	29	A.SURRA	1'37.239	1'37.597 (29)
30	M.RATO	27.094	M.RATO	27.306	M.RATO	25.539	M.RATO	18.015	30	M.RATO	1'37.954	1'38.349 (30)

These data/results cannot be reproduced, stored and/or transmitted in whole or in part by any manner of electronic, mechanical, photocopying, recording, broadcasting or otherwise now known or herein after developed without the previous express consent by the copyright owner, except for reproduction in daily press and regular printed publications on sale to the public within 60 days of the event related to those data/results and always provided that copyright symbol appears together as follows below.
© DORNA, 2023

Official MotoGP Timing by **TISSOT**
www.motogp.com



4348 m.

CryptoDATA MOTORRAD GRAND PRIX VON ÖSTERREICH

Practice Nr. 1

Fastest Laps Sequence

Practice Time	 Rider	Nation	Motorcycle	Time	Km/h	Rider's Lap
3'26.139	54 Fermín ALDEGUER	SPA	BOSCOSCURO	1'37.936	159.8	2
3'26.994	13 Celestino VIETTI	ITA	KALEX	1'37.854	159.9	2
3'46.719	18 Manuel GONZALEZ	SPA	KALEX	1'37.527	160.4	2
3'49.135	12 Filip SALAC	CZE	KALEX	1'37.451	160.6	2
4'13.834	37 Pedro ACOSTA	SPA	KALEX	1'37.283	160.8	2
4'25.247	35 Somkiat CHANTRA	THA	KALEX	1'36.657	161.9	2
5'03.272	13 Celestino VIETTI	ITA	KALEX	1'36.278	162.5	3
5'49.871	37 Pedro ACOSTA	SPA	KALEX	1'36.037	162.9	3
6'01.055	35 Somkiat CHANTRA	THA	KALEX	1'35.808	163.3	3
7'25.470	37 Pedro ACOSTA	SPA	KALEX	1'35.599	163.7	4
7'36.565	35 Somkiat CHANTRA	THA	KALEX	1'35.510	163.8	4
8'35.049	18 Manuel GONZALEZ	SPA	KALEX	1'35.351	164.1	5
9'11.688	35 Somkiat CHANTRA	THA	KALEX	1'35.123	164.5	5
10'36.399	37 Pedro ACOSTA	SPA	KALEX	1'35.016	164.7	6
10'46.703	35 Somkiat CHANTRA	THA	KALEX	1'35.015	164.7	6
12'21.365	35 Somkiat CHANTRA	THA	KALEX	1'34.662	165.3	7
33'09.980	37 Pedro ACOSTA	SPA	KALEX	1'34.425	165.7	14
36'18.817	37 Pedro ACOSTA	SPA	KALEX	1'34.400	165.8	16
39'10.960	35 Somkiat CHANTRA	THA	KALEX	1'34.160	166.2	19

These data/results cannot be reproduced, stored and/or transmitted in whole or in part by any manner of electronic, mechanical, photocopying, recording, broadcasting or otherwise now known or herein after developed without the previous express consent by the copyright owner, except for reproduction in daily press and regular printed publications on sale to the public within 60 days of the event related to those data/results and always provided that copyright symbol appears together as follows below.

© DORNA, 2023

Official MotoGP Timing by TISSOT
www.motogp.com

Spielberg, Friday, August 18, 2023

