




4542 m.

MOTUL TT ASSEN

Warm Up

Classification

25

		Rider	Nation	Team	Motorcycle	Time	Lap	Total	Gap	Top Speed
1	20	Fabio QUARTARARO	FRA	Monster Energy Yamaha MotoGP	YAMAHA	1'32.422	6	7		304.4
2	30	Takaaki NAKAGAMI	JPN	LCR Honda IDEMITSU	HONDA	1'32.555	7	7	0.133 0.133	305.2
3	1	Francesco BAGNAIA	ITA	Ducati Lenovo Team	DUCATI	1'32.571	5	7	0.149 0.016	308.3
4	12	Maverick VIÑALES	SPA	Aprilia Racing	APRILIA	1'32.590	7	7	0.168 0.019	306.0
5	72	Marco BEZZECCHI	ITA	Mooney VR46 Racing Team	DUCATI	1'32.644	7	7	0.222 0.054	309.8
6	5	Johann ZARCO	FRA	Prima Pramac Racing	DUCATI	1'32.854	7	7	0.432 0.210	309.0
7	21	Franco MORBIDELLI	ITA	Monster Energy Yamaha MotoGP	YAMAHA	1'32.945	6	7	0.523 0.091	304.4
8	10	Luca MARINI	ITA	Mooney VR46 Racing Team	DUCATI	1'33.008	5	7	0.586 0.063	309.0
9	89	Jorge MARTIN	SPA	Prima Pramac Racing	DUCATI	1'33.132	7	7	0.710 0.124	306.7
10	41	Aleix ESPARGARO	SPA	Aprilia Racing	APRILIA	1'33.148	6	6	0.726 0.016	306.0
11	73	Alex MARQUEZ	SPA	Gresini Racing MotoGP	DUCATI	1'33.216	6	7	0.794 0.068	307.5
12	25	Raul FERNANDEZ	SPA	CryptoDATA RNF MotoGP Team	APRILIA	1'33.253	6	6	0.831 0.037	303.7
13	37	Augusto FERNANDEZ	SPA	GASGAS Factory Racing Tech3	KTM	1'33.254	7	7	0.832 0.001	305.2
14	49	Fabio DI GIANNANTONIO	ITA	Gresini Racing MotoGP	DUCATI	1'33.271	5	7	0.849 0.017	303.7
15	33	Brad BINDER	RSA	Red Bull KTM Factory Racing	KTM	1'33.272	7	7	0.850 0.001	305.2
16	23	Enea BASTIANINI	ITA	Ducati Lenovo Team	DUCATI	1'33.493	6	6	1.071 0.221	310.6
17	43	Jack MILLER	AUS	Red Bull KTM Factory Racing	KTM	1'33.562	4	7	1.140 0.069	306.0
18	27	Iker LECUONA	SPA	Repsol Honda Team	HONDA	1'33.762	5	7	1.340 0.200	302.2
19	88	Miguel OLIVEIRA	POR	CryptoDATA RNF MotoGP Team	APRILIA	1'33.810	4	6	1.388 0.048	306.7
20	94	Jonas FOLGER	GER	GASGAS Factory Racing Tech3	KTM	1'34.478	5	6	2.056 0.668	302.9
21	6	Stefan BRADL	GER	LCR Honda CASTROL	HONDA	1'34.513	5	6	2.091 0.035	302.2
22	32	Lorenzo SAVADORI	ITA	Aprilia Racing	APRILIA	1'34.819	3	6	2.397 0.306	304.4

Practice condition: Dry

Air: 23°

Humidity: 73%

Ground: 27°

Fastest Lap:	Lap: 6	Fabio QUARTARARO	1'32.422	176.9 Km/h
Best Race Lap:	2022	Aleix ESPARGARO	1'32.500	176.7 Km/h
All Time Lap Record:	2023	Marco BEZZECCHI	1'31.472	178.7 Km/h

The results are provisional until the end of the limit for protest and appeals.

Time limit for protest expires 30' after publication of the results - Time:

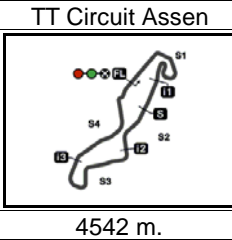
These data/results cannot be reproduced, stored and/or transmitted in whole or in part by any manner of electronic, mechanical, photocopying, recording, broadcasting or otherwise now known or herein after developed without the previous express consent by the copyright owner, except for reproduction in daily press and regular printed publications on sale to the public within 60 days of the event related to those data/results and always provided that copyright symbol appears together as follows below.

© DORNA, 2023

Official MotoGP Timing by TISSOT
www.motogp.com

Assen, Sunday, June 25, 2023





MOTUL TT ASSEN

Warm Up

Top Speed & Average

26



Rider	Nation	Motorcycle	Top 5 speeds					Average	Top
23 Enea BASTIANINI	ITA	DUCATI	310.6	309.8	309.0	307.5	307.5	308.9	310.6
72 Marco BEZZECCHI	ITA	DUCATI	309.8	309.8	309.0	309.0	308.3	309.0	309.8
5 Johann ZARCO	FRA	DUCATI	309.0	308.3	308.3	306.7	306.7	307.8	309.0
10 Luca MARINI	ITA	DUCATI	309.0	308.3	308.3	307.5	307.5	308.1	309.0
1 Francesco BAGNAIA	ITA	DUCATI	308.3	308.3	308.3	307.5	306.7	307.8	308.3
73 Alex MARQUEZ	SPA	DUCATI	307.5	305.2	304.4	303.7	303.7	304.9	307.5
88 Miguel OLIVEIRA	POR	APRILIA	306.7	305.2	303.7	301.4	300.7	303.5	306.7
89 Jorge MARTIN	SPA	DUCATI	306.7	306.7	306.0	306.0	306.0	306.3	306.7
12 Maverick VIÑALES	SPA	APRILIA	306.0	306.0	306.0	306.0	304.4	305.7	306.0
41 Aleix ESPARGARO	SPA	APRILIA	306.0	303.7	303.7	302.9	301.4	303.5	306.0
43 Jack MILLER	AUS	KTM	306.0	304.4	303.7	303.7	302.2	303.7	306.0
30 Takaaki NAKAGAMI	JPN	HONDA	305.2	303.7	302.9	301.4	301.4	302.9	305.2
33 Brad BINDER	RSA	KTM	305.2	305.2	305.2	304.4	304.4	304.9	305.2
37 Augusto FERNANDEZ	SPA	KTM	305.2	305.2	304.4	304.4	304.4	304.7	305.2
20 Fabio QUARTARARO	FRA	YAMAHA	304.4	304.4	302.9	302.2	302.2	303.2	304.4
21 Franco MORBIDELLI	ITA	YAMAHA	304.4	302.9	302.2	302.2	301.4	302.4	304.4
32 Lorenzo SAVADORI	ITA	APRILIA	304.4	301.4	300.7	300.7	300.7	301.6	304.4
25 Raul FERNANDEZ	SPA	APRILIA	303.7	302.9	302.9	301.4	301.4	302.5	303.7
49 Fabio DI GIANNANTONIO	ITA	DUCATI	303.7	302.9	302.9	302.9	301.4	302.8	303.7
94 Jonas FOLGER	GER	KTM	302.9	300.7	300.7	299.2	297.0	300.1	302.9
6 Stefan BRADL	GER	HONDA	302.2	300.0	299.2	291.4	290.0	296.6	302.2
27 Iker LECUONA	SPA	HONDA	302.2	300.0	300.0	300.0	299.2	300.1	302.2

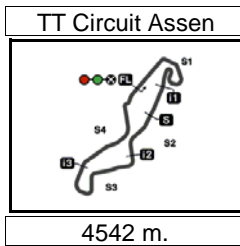
These data/results cannot be reproduced, stored and/or transmitted in whole or in part by any manner of electronic, mechanical, photocopying, recording, broadcasting or otherwise now known or herein after developed without the previous express consent by the copyright owner, except for reproduction in daily press and regular printed publications on sale to the public within 60 days of the event related to those data/results and always provided that copyright symbol appears together as follows below.

© DORNA, 2023

Official MotoGP Timing by TISSOT
www.motogp.com



Assen, Sunday, June 25, 2023



MOTUL TT ASSEN

Warm Up

Chronological Analysis of Performances

27

* Lap / Sector time cancelled T1 Time from finish line to 1st intermediate T3 Time from 2nd intermed. to 3rd intermed.
P Crossing the finish line in pit lane T2 Time from 1st intermed. to 2nd intermed. T4 Time from 3rd intermediate to finish line
**Tyre data subject to further updates

Lap	Lap Time	T1	T2	T3	T4	Speed	Lap	Lap Time	T1	T2	T3	T4	Speed	
1st	20	Fabio QUARTARARO YAMAHA FRA Monster Energy Yamaha MotoGP						3	1'33.941 *	30.855	13.961	27.264*	21.861	306.0
		Runs=1 Total laps=7 Full laps=6 Valid laps=5						4	1'33.125 *	30.533	13.845	27.249	21.498*	306.0
								5	1'32.851	30.531	13.858	27.101	21.361	302.9
								6	1'34.029	31.642	13.899	27.081	21.407	306.0
								7	1'32.590	30.402	13.863	26.941	21.384	306.0
Run #	1	Front Tyre	Slick-Medium	Rear Tyre	Slick-Medium									
		8 Laps at start				New Tyre								
1	1'42.706	29.756	14.503	28.036	21.952	301.4								
2	1'33.585	30.841	14.016	27.153	21.575	302.2								
3	1'32.831	30.521	13.888	26.972	21.450	304.4								
4	1'35.253	30.634	13.748	29.101	21.770	304.4								
5	1'32.632	30.449	13.851	26.970	21.362	302.2								
6	1'32.422	30.354	13.788	26.995	21.285	302.9								
7	1'53.726 *	47.471	16.503	27.980*	21.772	206.4								
2nd	30	Takaaki NAKAGAMI HONDA JPN LCR Honda IDEMITSU												
		Runs=1 Total laps=7 Full laps=6 Valid laps=4												
Run #	1	Front Tyre	Slick-Soft	Rear Tyre	Slick-Soft									
		8 Laps at start				4 Laps at start								
1	1'52.155	33.092	15.098	28.752	22.224	290.7								
2	1'33.770 *	30.999	13.943	27.350	21.478*	300.0								
3	1'32.912	30.665	13.832	27.184	21.231	301.4								
4	1'32.609	30.675	13.735	27.042	21.157	302.9								
5	1'33.080 *	30.635	13.786	27.175*	21.484	303.7								
6	1'35.540	30.857	14.484	28.557	21.642	305.2								
7	1'32.555	30.576	13.737	27.054	21.188	301.4								
3rd	1	Francesco BAGNAIA DUCATI ITA Ducati Lenovo Team												
		Runs=1 Total laps=7 Full laps=6 Valid laps=6												
Run #	1	Front Tyre	Slick-Hard	Rear Tyre	Slick-Medium									
		8 Laps at start				New Tyre								
1	1'41.510	30.952	14.536	28.066	22.087	302.2								
2	1'34.101	30.827	13.986	27.581	21.707	307.5								
3	1'33.245	30.665	13.815	27.229	21.536	306.7								
4	1'32.758	30.573	13.723	27.163	21.299	308.3								
5	1'32.571	30.460	13.692	27.131	21.288	308.3								
6	1'32.657	30.416	13.710	27.123	21.408	308.3								
7	1'32.757	30.553	13.694	27.144	21.366	305.2								
4th	12	Maverick VIÑALES APRILIA SPA Aprilia Racing												
		Runs=1 Total laps=7 Full laps=6 Valid laps=4												
Run #	1	Front Tyre	Slick-Hard	Rear Tyre	Slick-Medium									
		8 Laps at start				New Tyre								
1	2'07.319	32.157	14.500	28.700	22.474	298.5								
2	1'36.592	32.828	14.083	27.519	22.162	304.4								
5th	72	Marco BEZZECCHI DUCATI ITA Mooney VR46 Racing Team												
		Runs=1 Total laps=7 Full laps=6 Valid laps=6												
Run #	1	Front Tyre	Slick-Hard	Rear Tyre	Slick-Medium									
		9 Laps at start				New Tyre								
1	1'46.379	30.653	14.637	28.186	22.465	303.7								
2	1'34.376	31.012	13.911	27.811	21.642	309.0								
3	1'33.061	30.644	13.763	27.139	21.515	308.3								
4	1'32.701	30.434	13.797	27.053	21.417	309.0								
5	1'32.693	30.476	13.699	27.104	21.414	309.8								
6	1'34.126	31.024	13.904	27.496	21.702	308.3								
7	1'32.644	30.505	13.689	27.031	21.419	309.8								
6th	5	Johann ZARCO DUCATI FRA Prima Pramac Racing												
		Runs=1 Total laps=7 Full laps=6 Valid laps=6												
Run #	1	Front Tyre	Slick-Soft	Rear Tyre	Slick-Soft									
		7 Laps at start				6 Laps at start								
1	1'57.141	30.218	14.580	28.420	22.575	302.9								
2	1'34.812	31.158	14.015	27.600	22.039	308.3								
3	1'33.836	30.978	13.891	27.278	21.689	306.7								
4	1'32.909	30.662	13.717	27.158	21.372	306.7								
5	1'33.261	30.444	13.748	27.340	21.729	309.0								
6	1'33.362	30.588	13.989	27.152	21.633	308.3								
7	1'32.854	30.562	13.859	27.026	21.407	303.7								
7th	21	Franco MORBIDELLI YAMAHA ITA Monster Energy Yamaha MotoGP												
		Runs=1 Total laps=7 Full laps=6 Valid laps=5												
Run #	1	Front Tyre	Slick-Soft	Rear Tyre	Slick-Medium									
		New Tyre				New Tyre								
1	1'53.162	31.616	14.803	28.708	22.212	294.9								
2	1'34.161	30.890	14.164	27.388	21.719	301.4								
3	1'33.154	30.569	13.935	27.100	21.550	304.4								
4	1'33.240	30.509	13.869	27.356	21.506	302.9								
5	1'43.702 *	30.458	13.948	31.109	28.187*	302.2								
6	1'32.945	30.424	13.896	27.161	21.464	301.4								
7	1'39.593	30.542	14.614	31.708	22.729	302.2								

Fastest Lap: Fabio QUARTARARO Monster Energy Yama FRA **1'32.422** 30.354 13.788 26.995 21.285

These data/results cannot be reproduced, stored and/or transmitted in whole or in part by any manner of electronic, mechanical, photocopying, recording, broadcasting or otherwise now known or herein after developed without the previous express consent by the copyright owner, except for reproduction in daily press and regular printed publications on sale to the public within 60 days of the event related to those data/results and always provided that copyright symbol appears together as follows below.
© DORNA, 2023



Warm Up

MotoGP

Lap	Lap Time	T1	T2	T3	T4	Speed	Lap	Lap Time	T1	T2	T3	T4	Speed	
8th	10	Luca MARINI DUCATI ITA						2	1'35.035	31.327	14.243	27.630	21.835	301.4
		Mooney VR46 Racing Team						3	1'33.869	30.873	13.981	27.333	21.682	302.9
		Runs=1	Total laps=7	Full laps=6	Valid laps=6		4	1'36.588 *	33.006	14.257	27.594*	21.731	301.4	
		Front Tyre	Slick-Hard	Rear Tyre	Slick-Medium		5	1'33.668	30.751	14.011	27.238	21.668	302.9	
		10 Laps at start			New Tyre			6	1'33.253	30.616	13.953	27.143	21.541	303.7
Run #	1	1'44.371	29.974	14.465	28.383	22.066	305.2							
	2	1'37.128	31.054	13.906	30.032	22.136	305.2							
	3	1'33.378	30.643	13.756	27.333	21.646	309.0							
	4	1'33.291	30.517	13.825	27.345	21.604	308.3							
	5	1'33.008	30.493	13.789	27.209	21.517	307.5							
	6	1'33.261	30.720	13.837	27.219	21.485	307.5							
	7	1'35.007	30.591	13.947	28.120	22.349	308.3							
9th	89	Jorge MARTIN DUCATI SPA												
		Prima Pramac Racing												
		Runs=1	Total laps=7	Full laps=6	Valid laps=6									
		Front Tyre	Slick-Hard	Rear Tyre	Slick-Medium									
		13 Laps at start			6 Laps at start									
Run #	1	2'01.258	32.394	14.815	28.887	22.335	303.7							
	2	1'34.898	31.305	14.120	27.647	21.826	306.7							
	3	1'33.660	30.840	13.931	27.349	21.540	306.0							
	4	1'33.377	30.706	13.905	27.378	21.388	303.7							
	5	1'33.154	30.629	13.857	27.246	21.422	306.0							
	6	1'38.000	30.520	13.775	30.138	23.567	306.7							
	7	1'33.132	30.692	13.840	27.206	21.394	306.0							
10th	41	Alex ESPARGARO APRILIA SPA												
		Aprilia Racing												
		Runs=1	Total laps=6	Full laps=5	Valid laps=5									
		Front Tyre	Slick-Hard	Rear Tyre	Slick-Medium									
		4 Laps at start			New Tyre									
Run #	1	2'09.867	30.464	14.702	28.289	22.177	299.2							
	2	1'38.504	34.157	14.179	28.291	21.877	301.4							
	3	1'33.784	30.934	13.936	27.368	21.546	303.7							
	4	1'33.365	30.684	13.952	27.235	21.494	302.9							
	5	1'33.197	30.695	13.819	27.215	21.468	303.7							
	6	1'33.148	30.719	13.769	27.158	21.502	306.0							
11th	73	Alex MARQUEZ DUCATI SPA												
		Gresini Racing MotoGP												
		Runs=1	Total laps=7	Full laps=6	Valid laps=4									
		Front Tyre	Slick-Hard	Rear Tyre	Slick-Soft									
		8 Laps at start			4 Laps at start									
Run #	1	1'57.294	30.517	14.821	28.863	22.868	300.0							
	2	1'34.981 *	31.453	14.038	27.514	21.976*	302.9							
	3	1'34.335 *	31.231	13.945	27.343	21.816*	307.5							
	4	1'34.613	30.877	13.886	28.062	21.788	303.7							
	5	1'33.376	30.732	13.842	27.270	21.532	305.2							
	6	1'33.216	30.685	13.800	27.194	21.537	304.4							
	7	1'33.507	30.953	13.853	27.222	21.479	303.7							
12th	25	Raul FERNANDEZ APRILIA SPA												
		CryptoDATA RNF MotoGP Team												
		Runs=1	Total laps=6	Full laps=5	Valid laps=4									
		Front Tyre	Slick-Hard	Rear Tyre	Slick-Medium									
		5 Laps at start			New Tyre									
Run #	1	2'14.893	31.005	14.814	29.259	22.771	298.5							

Fastest Lap:	Fabio QUARTARARO	Monster Energy Yama	FRA	1'32.422	30.354	13.788	26.995	21.285
---------------------	------------------	---------------------	-----	-----------------	--------	--------	--------	--------

These data/results cannot be reproduced, stored and/or transmitted in whole or in part by any manner of electronic, mechanical, photocopying, recording, broadcasting or otherwise now known or herein after developed without the previous express consent by the copyright owner, except for reproduction in daily press and regular printed publications on sale to the public within 60 days of the event related to those data/results and always provided that copyright symbol appears together as follows below.
© DORNA, 2023



Warm Up

MotoGP

Lap	Lap Time	T1	T2	T3	T4	Speed	Lap	Lap Time	T1	T2	T3	T4	Speed	
17th	43	Jack MILLER				KTM	AUS	3	1'34.723	31.072	14.011	27.628	22.012	302.2
Red Bull KTM Factory Racing							4	1'34.788	31.145	14.162	27.584	21.897	299.2	
Runs=1 Total laps=7 Full laps=6 Valid laps=5							5	1'34.513	30.977	14.115	27.616	21.805	300.0	
9 Laps at start							6	1'43.606	38.819	14.615	28.008	22.164	290.0	

Run #	1	Front Tyre	Slick-Soft	Rear Tyre	Slick-Medium	New Tyre
1	1'56.490	31.482	14.913	28.595	23.300	300.7
2	1'35.647	31.446	14.147	27.735	22.319	303.7
3	1'34.341	31.132	14.093	27.342	21.774	302.2
4	1'33.562	30.737	14.031	27.186	21.608	306.0
5	1'33.751	30.731	14.016	27.269	21.735	304.4
6	1'38.822 *	32.515	14.422	29.740	22.145*	302.2
7	1'34.849	30.753	13.922	27.275	22.899	303.7

18th	27	Iker LECUONA				HONDA	SPA
Repsol Honda Team							
Runs=1 Total laps=7 Full laps=6 Valid laps=6							

Run #	1	Front Tyre	Slick-Medium	Rear Tyre	Slick-Soft	New Tyre
8 Laps at start						
1	1'54.668	31.599	14.760	28.859	22.744	302.2
2	1'35.153	31.616	14.123	27.584	21.830	299.2
3	1'34.185	31.076	13.979	27.414	21.716	300.0
4	1'33.831	31.008	13.906	27.288	21.629	299.2
5	1'33.762	30.926	13.943	27.362	21.531	300.0
6	1'33.881	30.834	14.229	27.362	21.456	295.6
7	1'33.768	30.943	13.949	27.394	21.482	300.0

19th	88	Miguel OLIVEIRA				APRILIA	POR
CryptoDATA RNF MotoGP Team							
Runs=1 Total laps=6 Full laps=5 Valid laps=5							

Run #	1	Front Tyre	Slick-Hard	Rear Tyre	Slick-Medium	New Tyre
New Tyre						
1	2'07.273	31.860	15.044	28.767	23.042	297.8
2	1'36.591	32.011	14.594	27.730	22.256	300.7
3	1'34.348	31.136	14.063	27.166	21.983	306.7
4	1'33.810	30.905	13.991	27.149	21.765	303.7
5	1'35.855	30.602	14.032	27.371	23.850	305.2
6	1'41.346	30.850	14.492	33.035	22.969	301.4

20th	94	Jonas FOLGER				KTM	GER
GASGAS Factory Racing Tech3							
Runs=1 Total laps=6 Full laps=5 Valid laps=4							

Run #	1	Front Tyre	Slick-Medium	Rear Tyre	Slick-Soft	New Tyre
New Tyre						
4 Laps at start						
1	1'54.443	33.112	15.113	29.336	22.854	290.0
2	1'43.816	34.829	14.216	29.045	25.726	299.2
3	1'34.902	31.294	14.047	27.629	21.932	302.9
4	1'34.564	31.057	14.030	27.656	21.821	300.7
5	1'34.478	31.005	14.062	27.596	21.815	300.7
6	1'51.633 *	39.900	18.171*	31.150	22.412*	297.0

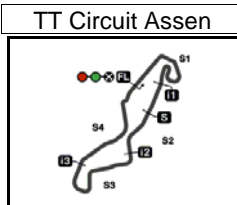
21st	6	Stefan BRADL				HONDA	GER
LCR Honda CASTROL							
Runs=1 Total laps=6 Full laps=5 Valid laps=5							

Run #	1	Front Tyre	Slick-Soft	Rear Tyre	Slick-Soft	New Tyre
New Tyre						
3 Laps at start						
1	1'54.610	33.317	14.958	29.195	22.817	289.3
2	1'43.041	38.288	14.858	27.871	22.024	291.4

Fastest Lap:	Fabio QUARTARARO	Monster Energy Yama	FRA	1'32.422	30.354	13.788	26.995	21.285
---------------------	------------------	---------------------	-----	-----------------	--------	--------	--------	--------

These data/results cannot be reproduced, stored and/or transmitted in whole or in part by any manner of electronic, mechanical, photocopying, recording, broadcasting or otherwise now known or herein after developed without the previous express consent by the copyright owner, except for reproduction in daily press and regular printed publications on sale to the public within 60 days of the event related to those data/results and always provided that copyright symbol appears together as follows below.
© DORNA, 2023





4542 m.

MOTUL TT ASSEN

Official Starting Grid

Race : 26 laps = 118.092 km

28

1	1 1'31.472 72 Marco BEZZECCHI Ducati	2 1'31.533 1 Francesco BAGNAIA Ducati	3 1'31.630 10 Luca MARINI Ducati
2	4 1'31.671 20 Fabio QUARTARARO Yamaha	5 1'31.704 33 Brad BINDER KTM	6 1'31.812 41 Aleix ESPARGARO Aprilia
3	7 1'31.837 12 Maverick VIÑALES Aprilia	8 1'31.881 5 Johann ZARCO Ducati	9 1'31.898 73 Alex MARQUEZ Ducati
4	10 1'32.170 89 Jorge MARTIN Ducati	11 1'32.174 88 Miguel OLIVEIRA Aprilia	12 1'32.715 43 Jack MILLER KTM
5	13 1'32.185 49 Fabio DI GIANNANTONIO Ducati	14 1'32.497 30 Takaaki NAKAGAMI Honda	15 1'32.530 21 Franco MORBIDELLI Yamaha
6	16 1'32.671 25 Raul FERNANDEZ Aprilia	17 1'32.844 23 Enea BASTIANINI Ducati	18 1'33.008 32 Lorenzo SAVADORI Aprilia
7	19 1'33.040 6 Stefan BRADL Honda	20 1'33.082 37 Augusto FERNANDEZ KTM	21 1'33.088 27 Iker LECUONA Honda
8	22 1'33.300 94 Jonas FOLGER KTM		

The results are provisional until the end of the limit for protest and appeals and until the ratification of the Event Management Committee.

Time limit for protest expires 60' at the latest after publication of the results - Time:

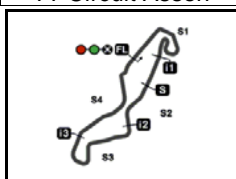
These data/results cannot be reproduced, stored and/or transmitted in whole or in part by any manner of electronic, mechanical, photocopying, recording, broadcasting or otherwise now known or herein after developed without the previous express consent of the copyright owner, except for reproduction in daily press and regular printed publications on sale to the public within 60 days of the event related to those data/results and always provided that copyright symbol appears together as follows below.

© DORNA, 2023

Official MotoGP Timing by TISSOT
www.motogp.com

Assen, Sunday, June 25, 2023





4542 m.

MOTUL TT ASSEN

Warm Up

Best Partial Times

MotoGP™

IT Ideal Lap Time, sum of the best partial times*BT* Best Lap Time

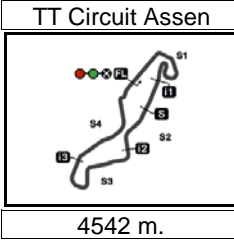
T1		T2		T3		T4				IT		BT	
Pos	Rider	Time	Rider	Time	Rider	Time	Rider	Time	Pos	Rider	IT	BT	
1	F.QUARTARARO	30.354	M.BEZZECCHI	13.689	M.VIÑALES	26.941	T.NAKAGAMI	21.157	1	F.QUARTARAR	1'32.357	1'32.422	(1)
2	M.VIÑALES	30.402	F.BAGNAIA	13.692	F.QUARTARARO	26.970	F.QUARTARARO	21.285	2	T.NAKAGAMI	1'32.510	1'32.555	(2)
3	F.BAGNAIA	30.416	J.ZARCO	13.717	J.ZARCO	27.026	F.BAGNAIA	21.288	3	F.BAGNAIA	1'32.519	1'32.571	(3)
4	F.MORBIDELLI	30.424	T.NAKAGAMI	13.735	M.BEZZECCHI	27.031	M.VIÑALES	21.361	4	M.VIÑALES	1'32.549	1'32.590	(4)
5	M.BEZZECCHI	30.434	F.QUARTARARO	13.748	T.NAKAGAMI	27.042	J.ZARCO	21.372	5	J.ZARCO	1'32.559	1'32.854	(6)
6	J.ZARCO	30.444	L.MARINI	13.756	F.MORBIDELLI	27.100	J.MARTIN	21.388	6	M.BEZZECCHI	1'32.568	1'32.644	(5)
7	L.MARINI	30.493	A.ESPARGARO	13.769	A.FERNANDEZ	27.103	M.BEZZECCHI	21.414	7	F.MORBIDELLI	1'32.857	1'32.945	(7)
8	F.DI GIANNANTO	30.520	J.MARTIN	13.775	F.BAGNAIA	27.123	I.LECUONA	21.456	8	J.MARTIN	1'32.889	1'33.132	(9)
9	J.MARTIN	30.520	A.MARQUEZ	13.800	R.FERNANDEZ	27.143	F.MORBIDELLI	21.464	9	L.MARINI	1'32.943	1'33.008	(8)
10	T.NAKAGAMI	30.576	E.BASTIANINI	13.814	M.OLIVEIRA	27.149	A.FERNANDEZ	21.465	10	A.ESPARGAR	1'33.079	1'33.148	(10)
11	B.BINDER	30.588	F.DI GIANNANTO	13.818	A.ESPARGARO	27.158	A.ESPARGARO	21.468	11	F.DI GIANNAN	1'33.099	1'33.271	(14)
12	M.OLIVEIRA	30.602	M.VIÑALES	13.845	J.MILLER	27.186	B.BINDER	21.478	12	A.FERNANDEZ	1'33.106	1'33.254	(13)
13	R.FERNANDEZ	30.616	B.BINDER	13.856	A.MARQUEZ	27.194	A.MARQUEZ	21.479	13	B.BINDER	1'33.131	1'33.272	(15)
14	E.BASTIANINI	30.668	A.FERNANDEZ	13.868	J.MARTIN	27.206	L.MARINI	21.485	14	A.MARQUEZ	1'33.158	1'33.216	(11)
15	A.FERNANDEZ	30.670	F.MORBIDELLI	13.869	L.MARINI	27.209	F.DI GIANNANTO	21.522	15	R.FERNANDEZ	1'33.253	1'33.253	(12)
16	A.ESPARGARO	30.684	I.LECUONA	13.906	B.BINDER	27.209	R.FERNANDEZ	21.541	16	E.BASTIANINI	1'33.382	1'33.493	(16)
17	A.MARQUEZ	30.685	J.MILLER	13.922	F.DI GIANNANTO	27.239	J.MILLER	21.608	17	J.MILLER	1'33.447	1'33.562	(17)
18	J.MILLER	30.731	R.FERNANDEZ	13.953	E.BASTIANINI	27.270	E.BASTIANINI	21.630	18	I.LECUONA	1'33.484	1'33.762	(18)
19	I.LECUONA	30.834	M.OLIVEIRA	13.991	I.LECUONA	27.288	M.OLIVEIRA	21.765	19	M.OLIVEIRA	1'33.507	1'33.810	(19)
20	S.BRADL	30.977	S.BRADL	14.011	L.SAVADORI	27.487	S.BRADL	21.805	20	S.BRADL	1'34.377	1'34.513	(21)
21	J.FOLGER	31.005	J.FOLGER	14.030	S.BRADL	27.584	L.SAVADORI	21.809	21	J.FOLGER	1'34.446	1'34.478	(20)
22	L.SAVADORI	31.228	L.SAVADORI	14.079	J.FOLGER	27.596	J.FOLGER	21.815	22	L.SAVADORI	1'34.603	1'34.819	(22)

These data/results cannot be reproduced, stored and/or transmitted in whole or in part by any manner of electronic, mechanical, photocopying, recording, broadcasting or otherwise now known or herein after developed without the previous express consent by the copyright owner, except for reproduction in daily press and regular printed publications on sale to the public within 60 days of the event related to those data/results and always provided that copyright symbol appears together as follows below.

© DORNA, 2023

Official MotoGP Timing by TISSOT
www.motogp.com





MOTUL TT ASSEN
Warm Up
Fastest Laps Sequence

Practice Time



Rider

Nation

Motorcycle

Time

Km/h

Rider's Lap

3'15.611	1 Francesco BAGNAIA	ITA	DUCATI	1'34.101	173.7	2
3'16.291	20 Fabio QUARTARARO	FRA	YAMAHA	1'33.585	174.7	2
4'48.856	1 Francesco BAGNAIA	ITA	DUCATI	1'33.245	175.3	3
4'49.122	20 Fabio QUARTARARO	FRA	YAMAHA	1'32.831	176.1	3
6'21.614	1 Francesco BAGNAIA	ITA	DUCATI	1'32.758	176.2	4
6'26.517	72 Marco BEZZECCHI	ITA	DUCATI	1'32.701	176.3	4
6'31.446	30 Takaaki NAKAGAMI	JPN	HONDA	1'32.609	176.5	4
7'54.185	1 Francesco BAGNAIA	ITA	DUCATI	1'32.571	176.6	5
9'29.429	20 Fabio QUARTARARO	FRA	YAMAHA	1'32.422	176.9	6

These data/results cannot be reproduced, stored and/or transmitted in whole or in part by any manner of electronic, mechanical, photocopying, recording, broadcasting or otherwise now known or herein after developed without the previous express consent by the copyright owner, except for reproduction in daily press and regular printed publications on sale to the public within 60 days of the event related to those data/results and always provided that copyright symbol appears together as follows below.

© DORNA, 2023

Official MotoGP Timing by **TISSOT**
www.motogp.com

Assen, Sunday, June 25, 2023

