

4542 m.

MOTUL TT ASSEN

Free Practice

Classification

10

	Rider	Nation	Team	Motorcycle	Time	Lap Total	Gap	Top Speed
1	72 Marco BEZZECCHI	ITA	Mooney VR46 Racing Team	DUCATI	1'32.405	12 16		313.0
2	20 Fabio QUARTARARO	FRA	Monster Energy Yamaha MotoGP	YAMAHA	1'32.617	5 14	0.212 0.212	304.4
3	1 Francesco BAGNAIA	ITA	Ducati Lenovo Team	DUCATI	1'32.678	11 13	0.273 0.061	311.4
4	21 Franco MORBIDELLI	ITA	Monster Energy Yamaha MotoGP	YAMAHA	1'32.808	13 14	0.403 0.130	304.4
5	41 Aleix ESPARGARO	SPA	Aprilia Racing	APRILIA	1'32.915	9 12	0.510 0.107	306.0
6	10 Luca MARINI	ITA	Mooney VR46 Racing Team	DUCATI	1'32.947	12 15	0.542 0.032	309.8
7	12 Maverick VIÑALES	SPA	Aprilia Racing	APRILIA	1'32.977	7 15	0.572 0.030	308.3
8	88 Miguel OLIVEIRA	POR	CryptoDATA RNF MotoGP Team	APRILIA	1'32.994	6 16	0.589 0.017	308.3
9	89 Jorge MARTIN	SPA	Prima Pramac Racing	DUCATI	1'33.044	11 15	0.639 0.050	309.0
10	23 Enea BASTIANINI	ITA	Ducati Lenovo Team	DUCATI	1'33.065	8 14	0.660 0.021	313.0
11	30 Takaaki NAKAGAMI	JPN	LCR Honda IDEMITSU	HONDA	1'33.073	11 15	0.668 0.008	306.7
12	43 Jack MILLER	AUS	Red Bull KTM Factory Racing	KTM	1'33.226	18 18	0.821 0.153	308.3
13	49 Fabio DI GIANNANTONIO	ITA	Gresini Racing MotoGP	DUCATI	1'33.238	8 13	0.833 0.012	306.0
14	5 Johann ZARCO	FRA	Prima Pramac Racing	DUCATI	1'33.251	11 16	0.846 0.013	312.2
15	33 Brad BINDER	RSA	Red Bull KTM Factory Racing	KTM	1'33.358	4 14	0.953 0.107	309.8
16	93 Marc MARQUEZ	SPA	Repsol Honda Team	HONDA	1'33.370	4 14	0.965 0.012	305.2
17	73 Alex MARQUEZ	SPA	Gresini Racing MotoGP	DUCATI	1'33.404	4 14	0.999 0.034	308.3
18	37 Augusto FERNANDEZ	SPA	GASGAS Factory Racing Tech3	KTM	1'33.682	9 15	1.277 0.278	304.4
19	32 Lorenzo SAVADORI	ITA	Aprilia Racing	APRILIA	1'33.726	14 14	1.321 0.044	309.0
20	25 Raul FERNANDEZ	SPA	CryptoDATA RNF MotoGP Team	APRILIA	1'33.828	4 13	1.423 0.102	307.5
21	94 Jonas FOLGER	GER	GASGAS Factory Racing Tech3	KTM	1'34.030	13 14	1.625 0.202	304.4
22	27 Iker LECUONA	SPA	Repsol Honda Team	HONDA	1'34.094	8 16	1.689 0.064	302.9
23	6 Stefan BRADL	GER	LCR Honda CASTROL	HONDA	1'34.177	5 11	1.772 0.083	304.4

Practice condition: Dry

Air: 25°

Humidity: 56%

Ground: 34°

Fastest Lap:	Lap: 12	Marco BEZZECCHI	1'32.405	176.9 Km/h
Best Race Lap:	2022	Aleix ESPARGARO	1'32.500	176.7 Km/h
All Time Lap Record:	2022	Francesco BAGNAIA	1'31.504	178.6 Km/h

The results are provisional until the end of the limit for protest and appeals.

Time limit for protest expires 30' after publication of the results - Time:

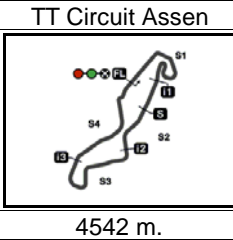
These data/results cannot be reproduced, stored and/or transmitted in whole or in part by any manner of electronic, mechanical, photocopying, recording, broadcasting or otherwise now known or herein after developed without the previous express consent by the copyright owner, except for reproduction in daily press and regular printed publications on sale to the public within 60 days of the event related to those data/results and always provided that copyright symbol appears together as follows below.

© DORNA, 2023

Official MotoGP Timing by TISSOT
www.motogp.com

Assen, Saturday, June 24, 2023





MOTUL TT ASSEN

Free Practice

Top Speed & Average

12



Rider	Nation	Motorcycle	Top 5 speeds					Average	Top
23 Enea BASTIANINI	ITA	DUCATI	313.0	311.4	311.4	309.8	309.0	310.4	313.0
72 Marco BEZZECCHI	ITA	DUCATI	313.0	310.6	310.6	310.6	309.8	310.7	313.0
5 Johann ZARCO	FRA	DUCATI	312.2	308.3	307.5	307.5	305.2	307.3	312.2
1 Francesco BAGNAIA	ITA	DUCATI	311.4	310.6	310.6	308.3	308.3	309.8	311.4
10 Luca MARINI	ITA	DUCATI	309.8	309.8	309.0	308.3	308.3	308.9	309.8
33 Brad BINDER	RSA	KTM	309.8	308.3	308.3	307.5	306.7	308.1	309.8
32 Lorenzo SAVADORI	ITA	APRILIA	309.0	308.3	306.0	306.0	305.2	306.9	309.0
89 Jorge MARTIN	SPA	DUCATI	309.0	309.0	308.3	306.7	306.7	307.9	309.0
12 Maverick VIÑALES	SPA	APRILIA	308.3	305.2	305.2	305.2	304.4	305.7	308.3
43 Jack MILLER	AUS	KTM	308.3	308.3	307.5	307.5	306.7	307.7	308.3
73 Alex MARQUEZ	SPA	DUCATI	308.3	306.7	306.0	305.2	304.4	305.6	308.3
88 Miguel OLIVEIRA	POR	APRILIA	308.3	308.3	307.5	306.7	306.0	307.1	308.3
25 Raul FERNANDEZ	SPA	APRILIA	307.5	306.0	304.4	304.4	304.4	305.3	307.5
30 Takaaki NAKAGAMI	JPN	HONDA	306.7	305.2	302.9	302.2	302.2	303.8	306.7
41 Aleix ESPARGARO	SPA	APRILIA	306.0	306.0	306.0	305.2	305.2	305.7	306.0
49 Fabio DI GIANNANTONIO	ITA	DUCATI	306.0	303.7	302.9	302.9	302.2	303.3	306.0
93 Marc MARQUEZ	SPA	HONDA	305.2	304.4	302.2	301.4	301.4	302.9	305.2
6 Stefan BRADL	GER	HONDA	304.4	300.7	300.7	298.5	298.5	300.2	304.4
20 Fabio QUARTARARO	FRA	YAMAHA	304.4	304.4	304.4	303.7	303.7	304.0	304.4
21 Franco MORBIDELLI	ITA	YAMAHA	304.4	302.9	301.4	300.7	300.0	301.3	304.4
37 Augusto FERNANDEZ	SPA	KTM	304.4	302.9	302.9	302.9	302.9	303.2	304.4
94 Jonas FOLGER	GER	KTM	304.4	302.9	301.4	301.4	300.0	302.0	304.4
27 Iker LECUONA	SPA	HONDA	302.9	302.9	301.4	300.0	300.0	301.4	302.9

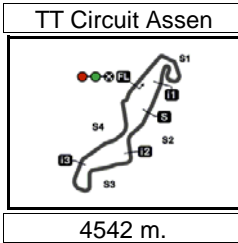
These data/results cannot be reproduced, stored and/or transmitted in whole or in part by any manner of electronic, mechanical, photocopying, recording, broadcasting or otherwise now known or herein after developed without the previous express consent by the copyright owner, except for reproduction in daily press and regular printed publications on sale to the public within 60 days of the event related to those data/results and always provided that copyright symbol appears together as follows below.

© DORNA, 2023

Official MotoGP Timing by TISSOT
www.motogp.com



Assen, Saturday, June 24, 2023



MOTUL TT ASSEN

Free Practice

Chronological Analysis of Performances

13

* Lap / Sector time cancelled T1 Time from finish line to 1st intermediate T3 Time from 2nd intermed. to 3rd intermed.
P Crossing the finish line in pit lane T2 Time from 1st intermed. to 2nd intermed. T4 Time from 3rd intermediate to finish line
**Tyre data subject to further updates

Lap	Lap Time	T1	T2	T3	T4	Speed	Lap	Lap Time	T1	T2	T3	T4	Speed		
1st	72	Marco BEZZECCHI DUCATI ITA						3rd	1	Francesco BAGNAIA DUCATI ITA					
		Mooney VR46 Racing Team								Ducati Lenovo Team					
		Runs=2		Total laps=16		Full laps=13	Valid laps=12			Runs=3		Total laps=13		Full laps=8	Valid laps=6
Run #	1	Front Tyre	Slick-Hard	Rear Tyre	Slick-Soft		Run #	1	Front Tyre	Slick-Hard	Rear Tyre	Slick-Soft			
		8 Laps at start		4 Laps at start					New Tyre		4 Laps at start				
1	1'52.960	32.220	15.883	29.637	23.198	284.6	1	2'17.179	30.935	14.663	28.353	22.287	302.2		
2	1'44.701	31.630	14.623	36.022	22.426	305.2	2	1'36.397	33.018	14.112	27.563	21.704	310.6		
3	1'33.984	30.739	14.010	27.622	21.613	310.6	3	1'33.939	30.863	14.050	27.524	21.502	310.6		
4	1'32.889	30.596	13.684	27.153	21.456	310.6	4	1'33.418 *	30.788	14.024	27.265	21.341*	307.5		
5	1'33.079	30.657	13.784	27.168	21.470	309.8	5	1'33.110	30.684	13.834	27.224	21.368	307.5		
6	1'33.066	30.645	13.822	27.207	21.392	308.3	6	1'41.862 P	30.658	13.744	27.347	30.113	308.3		
7	1'32.891	30.611	13.717	27.093	21.470	308.3			6 Laps at start		10 Laps at start				
8	1'45.809 P	33.793	14.193	27.781	30.042	306.7	7	7'48.672	31.175	14.477	27.670	22.980	299.2		
		16 Laps at start		4 Laps at start			8	1'42.497 P	32.666	13.967	27.346	28.518	311.4		
9	5'47.130	33.527	14.629	28.030	21.968	302.2			8 Laps at start		12 Laps at start				
10	1'33.368	30.851	13.813	27.182	21.522	309.0	9	5'28.531	34.232	14.521	28.226	21.714	298.5		
11	1'32.847	30.793	13.708	27.064	21.282	307.5	10	1'33.590 *	30.851	13.817	27.366*	21.556	306.7		
12	1'32.405	30.437	13.602	27.101	21.265	310.6	11	1'32.678	30.487	13.743	27.087	21.361	307.5		
13	1'33.444	30.512	13.724	27.120	22.088	309.8	12	1'33.245	30.654	13.820	27.337	21.434	304.4		
14	1'45.674 *	41.085	14.274	28.195*	22.120	305.2	13	1'33.051	30.585	13.701	27.270	21.495	308.3		
15	1'33.948	30.618	13.876	27.681	21.773	299.2			3 Laps at start		New Tyre				
16	1'33.163	30.825	13.941	27.099	21.298	313.0	1	2'53.596	31.613	14.958	28.868	22.239	296.3		
2nd	20	Fabio QUARTARARO YAMAHA FRA						4th	21	Franco MORBIDELLI YAMAHA ITA					
		Monster Energy Yamaha MotoGP								Monster Energy Yamaha MotoGP					
		Runs=2		Total laps=14		Full laps=11	Valid laps=9			Runs=2		Total laps=14		Full laps=10	Valid laps=9
Run #	1	Front Tyre	Slick-Medium	Rear Tyre	Slick-Soft		Run #	1	Front Tyre	Slick-Soft	Rear Tyre	Slick-Medium			
		4 Laps at start		4 Laps at start					3 Laps at start		New Tyre				
1	2'51.436	30.995	14.539	28.151	22.306	299.2	1	2'53.596	31.613	14.958	28.868	22.239	296.3		
2	1'41.645	37.930	14.462	27.579	21.674	301.4	2	1'34.815	31.240	14.199	27.545	21.831	304.4		
3	1'33.149	30.719	13.971	27.066	21.393	303.7	3	1'33.822	30.793	14.108	27.303	21.618	301.4		
4	1'32.842	30.536	13.926	27.056	21.324	303.7	4	1'33.579	30.630	14.105	27.231	21.613	300.0		
5	1'32.617	30.490	13.858	26.955	21.314	304.4	5	1'33.335	30.564	14.016	27.166	21.589	298.5		
6	1'32.704	30.507	13.842	26.951	21.404	303.7	6	1'44.357	36.175	15.897	29.756	22.529	267.8		
7	1'32.581 *	30.523	13.739	27.004	21.315*	304.4	7	1'39.189	35.357	14.588	27.426	21.818	294.9		
8	1'50.557 P	38.538	14.423	27.993	29.603	295.6	8	1'33.628	30.565	14.141	27.237	21.685	300.0		
		7 Laps at start		12 Laps at start			9	1'33.601	30.712	14.064	27.210	21.615	299.2		
9	8'37.751	30.426	14.321	27.548	21.554	302.2	10	1'44.145 P	30.626	14.021	27.213	32.285	300.7		
10	1'32.960	30.597	13.926	27.013	21.424	303.7			New Tyre		3 Laps at start				
11	1'32.959	30.621	13.844	27.109	21.385	302.9	11	8'21.588	30.626	14.506	27.668	21.833	298.5		
12	1'33.091	30.552	13.847	27.254	21.438	300.0	12	1'33.566 *	30.578	14.222	27.186*	21.580	300.0		
13	1'32.985	30.639	13.830	27.108	21.408	304.4	13	1'32.808	30.447	13.946	27.064	21.351	302.9		
14	1'35.964 *	30.745	13.908	27.175	24.136*	302.2	14	1'51.538 P	33.575	17.936	29.586	30.441	207.1		

Fastest Lap: Marco BEZZECCHI Mooney VR46 Racing ITA 1'32.405 30.437 13.602 27.101 21.265

These data/results cannot be reproduced, stored and/or transmitted in whole or in part by any manner of electronic, mechanical, photocopying, recording, broadcasting or otherwise now known or herein after developed without the previous express consent by the copyright owner, except for reproduction in daily press and regular printed publications on sale to the public within 60 days of the event related to those data/results and always provided that copyright symbol appears together as follows below.
© DORNA, 2023



Free Practice

MotoGP

Lap	Lap Time	T1	T2	T3	T4	Speed	Lap	Lap Time	T1	T2	T3	T4	Speed	
5th	41	Aleix ESPARGARO				APRILIA	SPA	Run #	2	Front Tyre Slick-Soft			Rear Tyre Slick-Soft	
Aprilia Racing							13 Laps at start			12 Laps at start				
Runs=2		Total laps=12		Full laps=9		Valid laps=6								
Run #	1	Front Tyre Slick-Hard		Rear Tyre Slick-Soft										
		4 Laps at start				4 Laps at start								
1	2'08.806	31.893	14.854	28.587	22.376	291.4	9	6'52.605	30.963	14.669	27.830	21.755	302.2	
2	1'35.668	32.143	14.146	27.572	21.807	306.0	10	1'34.201	30.733	13.878	27.955	21.635	305.2	
3	1'33.588	30.935	13.865	27.256	21.532	305.2	11	1'33.259	30.683	13.851	27.120	21.605	305.2	
4	1'33.157 *	30.787	13.748	27.158	21.464*	306.0	12	1'38.277	35.357	14.104	27.336	21.480	302.9	
5	1'33.113	30.631	13.834	27.187	21.461	304.4	13	1'33.579	30.784	13.909	27.275	21.611	301.4	
6	1'47.728 P	34.963	15.711	28.354	28.700		14	1'36.581 *	33.238*	14.182	27.468	21.693	302.2	
Run #	2	Front Tyre Slick-Hard		Rear Tyre Slick-Soft										
		10 Laps at start				10 Laps at start								
7	11'46.818	30.908	14.443	28.020	22.000	297.0	15	1'33.323	30.646	13.925	27.256	21.496	308.3	
8	1'41.272	33.590	16.848	28.909	21.925	255.5								
9	1'32.915	30.614	13.782	27.133	21.386	305.2								
10	1'37.137 *	30.753	13.878	29.199*	23.307	306.0								
11	1'33.115	30.676	13.813	27.187	21.439	301.4								
12	1'36.774 *	30.635	13.927	27.142	25.070*	302.9								
6th	10	Luca MARINI				DUCATI	ITA	Run #	1	Front Tyre Slick-Medium			Rear Tyre Slick-Soft	
Mooney VR46 Racing Team							9 Laps at start			4 Laps at start				
Runs=2		Total laps=15		Full laps=12		Valid laps=12								
Run #	1	Front Tyre Slick-Hard		Rear Tyre Slick-Soft										
		New Tyre				5 Laps at start								
1	2'53.329	30.498	14.851	28.319	22.325	300.0	Run #	2	Front Tyre Slick-Medium			Rear Tyre Slick-Soft		
2	1'33.869	30.951	13.995	27.439	21.484	309.8	16 Laps at start			11 Laps at start				
3	1'33.588	30.795	13.951	27.267	21.575	308.3	8	6'12.161	31.561	14.491	28.308	22.350	301.4	
4	1'40.260	37.374	14.027	27.308	21.551	308.3	9	1'33.803	30.727	14.193	27.198	21.685	304.4	
5	1'33.062	30.633	13.734	27.179	21.516	309.8	10	1'33.455	30.678	14.006	27.244	21.527	304.4	
6	1'32.955	30.607	13.841	27.067	21.440	307.5	11	1'42.254	38.423	14.315	27.553	21.963	302.2	
7	1'42.495 P	30.577	13.701	27.116	31.101	309.0	12	1'33.815	31.125	14.069	27.033	21.588	304.4	
Run #	2	Front Tyre Slick-Hard		Rear Tyre Slick-Soft										
		7 Laps at start				4 Laps at start								
8	7'13.853	30.925	14.542	27.875	21.920	303.7	13	1'41.528	37.412	14.439	27.711	21.966	300.0	
9	1'33.307	30.680	13.901	27.217	21.509	304.4	14	1'33.798	30.718	13.909	27.347	21.824	308.3	
10	1'33.145	30.633	13.870	27.083	21.559	305.2	15	1'33.504	30.784	13.991	27.239	21.490	308.3	
11	1'33.063	30.534	13.815	27.132	21.582	306.7	16	1'41.821 P	30.651	13.945	27.238	29.987	304.4	
12	1'32.947	30.525	13.788	27.160	21.474	308.3								
13	1'33.010	30.529	13.817	27.212	21.452	307.5								
14	1'50.928	39.852	14.590	31.299	25.187	301.4								
15	1'38.909	33.789	14.466	28.101	22.553	301.4								
7th	12	Maverick VIÑALES				APRILIA	SPA	Run #	1	Front Tyre Slick-Hard			Rear Tyre Slick-Medium	
Aprilia Racing							8 Laps at start			New Tyre				
Runs=2		Total laps=15		Full laps=12		Valid laps=11								
Run #	1	Front Tyre Slick-Soft		Rear Tyre Slick-Soft										
		5 Laps at start				4 Laps at start								
1	2'52.731	30.636	14.470	28.908	22.309	302.2	Run #	2	Front Tyre Slick-Hard			Rear Tyre Slick-Soft		
2	1'34.289	31.119	14.036	27.474	21.660	304.4	14 Laps at start			4 Laps at start				
3	1'33.440	30.763	13.917	27.222	21.538	305.2	7	4'07.858	32.328	14.488	27.858	21.578	300.7	
4	1'33.074	30.621	13.893	27.135	21.425	302.9	8	1'33.221	30.748	13.832	27.240	21.401	305.2	
5	1'33.025	30.581	13.883	27.189	21.372	302.2	9	1'33.192	30.700	13.792	27.337	21.363	305.2	
6	1'35.631	30.747	14.460	28.680	21.744	302.9	10	1'32.980 *	30.672*	13.854	27.151	21.303	302.9	
7	1'32.977	30.660	13.808	27.076	21.433	302.2	11	1'33.044	30.587	13.837	27.254	21.366	301.4	
8	1'44.120 P	32.364	14.375	28.394	28.987	302.9	12	1'48.785 P	33.596	14.731	29.368	31.090	297.8	
Run #	3	Front Tyre Slick-Hard		Rear Tyre Slick-Soft										
		20 Laps at start				10 Laps at start								
13	4'29.482 *	32.534	14.238	28.243*	21.851*	301.4								

Fastest Lap: Marco BEZZECCHI Mooney VR46 Racing ITA **1'32.405** 30.437 13.602 27.101 21.265

These data/results cannot be reproduced, stored and/or transmitted in whole or in part by any manner of electronic, mechanical, photocopying, recording, broadcasting or otherwise now known or herein after developed without the previous express consent by the copyright owner, except for reproduction in daily press and regular printed publications on sale to the public within 60 days of the event related to those data/results and always provided that copyright symbol appears together as follows below.
© DORNA, 2023

Official MotoGP Timing by TISSOT
www.motogp.com

Assen, Saturday, June 24, 2023



Free Practice

MotoGP

Lap	Lap Time	T1	T2	T3	T4	Speed	Lap	Lap Time	T1	T2	T3	T4	Speed
14	1'33.825 *	30.913	13.882	27.365	21.665*	304.4	5	1'33.468	30.967	13.836	27.139	21.526	306.7
15	1'33.207 *	30.808*	13.792	27.258	21.349	306.7	6	1'33.542	30.834	13.935	27.179	21.594	305.2
10th 23 Enea BASTIANINI DUCATI ITA Ducati Lenovo Team							7	1'50.698	45.782	14.778	28.388	21.750	296.3
Runs=2 Total laps=14 Full laps=11 Valid laps=7							8	1'33.447	30.646	14.011	27.306	21.484	303.7
							9	1'47.166 P	32.752*	14.997	28.958	30.459	298.5

Run #	1	Front Tyre	Slick-Hard	Rear Tyre	Slick-Soft	8 Laps at start	4 Laps at start
1	2'07.744	32.795	15.189	28.619	22.607	303.7	
2	1'34.736	31.103	14.101	27.565	21.967	306.7	
3	1'37.862 *	34.487	14.083	27.513	21.779*	309.0	
4	1'33.492	30.703	13.961	27.295	21.533	307.5	
5	1'35.745 *	30.636	14.161	28.870	22.078*	309.8	
6	1'34.001	30.735	13.995	27.485	21.786	309.0	
7	1'39.637 *	35.171*	15.188	27.545	21.733	273.8	
8	1'33.065	30.581	13.871	27.229	21.384	313.0	
9	1'44.817 P	32.546	14.375	27.889	30.007	303.7	

Run #	2	Front Tyre	Slick-Hard	Rear Tyre	Slick-Soft	17 Laps at start	13 Laps at start
10	9'23.298	33.744	14.482	28.898	21.949	305.2	
11	1'34.685 *	31.007	14.222	27.640	21.816*	311.4	
12	1'33.887	30.775	14.051	27.459	21.602	309.0	
13	1'37.529	30.833	16.239	28.596	21.861	311.4	
14	1'33.895	30.701	13.980	27.577	21.637	305.2	

Run #	1	Front Tyre	Slick-Soft	Rear Tyre	Slick-Soft	3 Laps at start	5 Laps at start
1	2'06.598	33.732	15.276	29.389	22.586	286.6	
2	1'39.962	31.307	14.107	32.432	22.116	297.8	
3	1'34.134 *	30.972	13.989	27.368	21.805*	305.2	
4	1'33.597	30.758	13.784	27.340	21.715	306.7	
5	1'33.299 *	30.797	13.830	27.300	21.372*	302.9	
6	1'33.472 *	30.702	13.793	27.213	21.764*	302.2	
7	1'36.517	32.839	14.297	27.678	21.703	298.5	
8	1'43.433 P	30.702	14.006	28.329	30.396	302.2	

Run #	2	Front Tyre	Slick-Soft	Rear Tyre	Slick-Soft	11 Laps at start	4 Laps at start
9	5'49.608	30.702	14.751	28.363	22.160	293.5	
10	1'34.575 *	31.465*	14.177	27.481	21.452	296.3	
11	1'33.073	30.710	13.876	27.223	21.264	298.5	
12	1'32.883 *	30.654	13.889	27.063	21.277*	297.8	
13	1'33.160 *	30.702	13.948	27.164	21.346*	298.5	
14	1'43.494 *	38.540	14.583	28.535*	21.836	297.8	
15	1'49.550 P	37.207	14.529	28.853	28.961	296.3	

Run #	1	Front Tyre	Slick-Medium	Rear Tyre	Slick-Soft	New Tyre	5 Laps at start
1	1'59.870	33.550	15.478	29.007	23.233	281.3	
2	1'35.533	31.434	14.385	27.789	21.925	308.3	
3	1'39.039	31.223	15.222	30.673	21.921	257.6	
4	1'33.497	30.783	13.936	27.188	21.590	308.3	

Run #	2	Front Tyre	Slick-Medium	Rear Tyre	Slick-Soft	11 Laps at start	4 Laps at start
10	2'59.129	30.271	14.581	27.752	23.020	303.7	
11	1'35.345	31.091	14.406	28.129	21.719	300.0	
12	1'33.803	30.745	13.969	27.411	21.678	302.2	
13	1'33.836	30.758	14.083	27.304	21.691	306.0	
14	1'43.047	35.365	15.019	30.737	21.926	290.7	
15	1'34.738	30.821	13.857	27.889	22.171	307.5	
16	1'33.557	30.777	13.889	27.285	21.606	304.4	
17	1'37.844	31.014	13.983	30.629	22.218	307.5	
18	1'33.226	30.656	13.837	27.235	21.498	305.2	

Run #	1	Front Tyre	Slick-Soft	Rear Tyre	Slick-Soft	7 Laps at start	3 Laps at start
1	1'43.971	32.247	14.994	28.962	22.384	296.3	
2	1'34.875	31.171	14.218	27.609	21.877	300.7	
3	1'33.866	30.839	14.127	27.358	21.542	301.4	
4	1'43.013 P	30.714	14.018	27.497	30.784	301.4	

Run #	2	Front Tyre	Slick-Soft	Rear Tyre	Slick-Soft	11 Laps at start	7 Laps at start
5	7'25.366 *	31.460	14.390	27.851	22.181*	300.7	
6	1'33.418	30.704	13.940	27.287	21.487	302.9	
7	1'33.265 *	30.522	13.916	27.259	21.568*	302.9	
8	1'33.238	30.518	13.872	27.268	21.580	303.7	
9	1'39.041	34.550	14.617	27.776	22.098	296.3	
10	1'39.814	30.968	14.399	32.211	22.236	300.7	
11	1'36.273	30.744	13.975	27.304	24.250	302.2	
12	1'33.633	30.704	13.893	27.256	21.780	306.0	
13	1'53.998 P	41.159	14.440	28.373*	30.026	302.2	

Run #	1	Front Tyre	Slick-Soft	Rear Tyre	Slick-Soft	9 Laps at start	3 Laps at start
1	2'14.707	31.591	14.732	28.437	22.425	299.2	
2	1'36.574	32.642	14.501	27.568	21.863	305.2	
3	1'33.928	30.872	14.036	27.376	21.644	307.5	
4	1'37.022	34.374	14.004	27.234	21.410	305.2	
5	1'33.234 *	30.642	13.818	27.153	21.621*	312.2	
6	1'33.264 *	30.742*	13.845	27.212	21.465	307.5	
7	1'46.051 P	34.974	14.363	27.573	29.141	304.4	

Run #	2	Front Tyre	Slick-Soft	Rear Tyre	Slick-Soft	5 Laps at start	10 Laps at start
8	4'57.041	30.030	14.567	28.135	21.792	296.3	
9	1'33.915	31.077	14.042	27.188	21.608	300.0	
10	1'33.630	30.765	13.995	27.225	21.645	305.2	
11	1'33.251	30.727	13.892	27.216	21.416	300.7	

Fastest Lap: Marco BEZZECCHI Mooney VR46 Racing ITA **1'32.405** 30.437 13.602 27.101 21.265

These data/results cannot be reproduced, stored and/or transmitted in whole or in part by any manner of electronic, mechanical, photocopying, recording, broadcasting or otherwise now known or herein after developed without the previous express consent by the copyright owner, except for reproduction in daily press and regular printed publications on sale to the public within 60 days of the event related to those data/results and always provided that copyright symbol appears together as follows below.
© DORNA, 2023



Free Practice

MotoGP

Lap	Lap Time	T1	T2	T3	T4	Speed	Lap	Lap Time	T1	T2	T3	T4	Speed
12	1'43.648	30.870	14.156	36.508	22.114	303.7	3	1'34.525	31.188	13.892	27.617	21.828	308.3
13	1'33.280	30.804	13.886	27.097	21.493	302.9	4	1'33.404	30.678	13.849	27.289	21.588	304.4
14	1'39.773	30.792	13.840	32.505	22.636	308.3	5	1'33.430 *	30.886	13.894	27.137	21.513*	304.4
15	1'34.032	30.996	13.948	27.411	21.677	302.2	6	1'44.243 P	33.315	14.085	27.524	29.319	306.7
16	1'49.978 P	35.318	14.403	29.145	31.112	300.7							

15th 33 Brad BINDER KTM RSA
Red Bull KTM Factory Racing

Runs=2 Total laps=14 Full laps=11 Valid laps=8

Run #	1	Front Tyre	Slick-Hard	Rear Tyre	Slick-Soft	
			New Tyre		5 Laps at start	
1	1'53.451	31.455	15.700	29.828	23.167	290.0
2	1'44.618	31.478	14.380	36.585	22.175	308.3
3	1'33.962	30.975	13.914	27.516	21.557	304.4
4	1'33.358	30.800	13.871	27.245	21.442	304.4
5	1'33.348 *	30.829	13.831	27.249*	21.439	306.0
6	1'40.458	30.841	13.846	32.665	23.106	305.2
7	1'42.716 *	39.670	14.037	27.295*	21.714	307.5
8	1'41.883 P	30.875	13.883	27.271	29.854	309.8

Run #	2	Front Tyre	Slick-Hard	Rear Tyre	Slick-Soft	
			8 Laps at start		4 Laps at start	
9	9'31.684	33.958	14.430	30.865	22.298	302.2
10	1'35.282	31.006	14.257	27.706	22.313	302.9
11	1'34.142	30.926	14.067	27.490	21.659	304.4
12	1'35.835	33.052	13.942	27.285	21.556	306.7
13	1'33.517 *	30.902	13.871	27.203	21.541*	308.3
14	1'33.570	30.888	13.921	27.301	21.460	305.2

16th 93 Marc MARQUEZ HONDA SPA
Repsol Honda Team

Runs=2 Total laps=14 Full laps=10 Valid laps=9

Run #	1	Front Tyre	Slick-Soft	Rear Tyre	Slick-Soft	
			5 Laps at start		1 Laps at start	
1	1'54.488	31.859	15.449	30.370	22.350	285.3
2	1'41.123	32.797	15.397	30.961	21.968	273.2
3	1'37.813	31.203	14.308	29.693	22.609	302.2
4	1'33.370	30.770	13.826	27.310	21.464	305.2
5	1'33.450	30.940	13.888	27.289	21.333	304.4
6	1'47.349 P	35.079	14.618	28.691	28.961	298.5
			9 Laps at start		7 Laps at start	
7	8'26.441	33.056	15.122	32.538	22.639	298.5
8	1'34.914	31.374	14.208	27.725	21.607	299.2
9	1'33.872	30.910	13.973	27.506	21.483	299.2
10	1'38.045	33.709	14.366	28.025	21.945	293.5
11	1'35.920	31.379	14.604	27.968	21.969	300.0
12	1'35.623 *	30.783	13.931	28.679*	22.230	301.4
13	1'33.544	30.783	13.878	27.420	21.463	301.4
14	1'47.785 P	34.536	14.822	28.632*	29.795	294.2

17th 73 Alex MARQUEZ DUCATI SPA
Gresini Racing MotoGP

Runs=3 Total laps=14 Full laps=9 Valid laps=5

Run #	1	Front Tyre	Slick-Hard	Rear Tyre	Slick-Soft	
			New Tyre		4 Laps at start	
1	1'58.490	31.682	15.179	28.954	23.089	294.2
2	1'40.224 *	33.145*	14.489	27.797	24.793	298.5

Run # 2 Front Tyre Slick-Hard Rear Tyre Slick-Soft

			6 Laps at start		10 Laps at start	
7	6'50.162	30.373	14.436	28.275	22.015	299.2
8	1'34.205 *	30.937	13.985	27.377*	21.906	305.2
9	1'34.018	30.717	13.980	27.253	22.068	302.9
10	1'33.472	30.776	13.820	27.346	21.530	304.4
11	1'38.153 *	33.554	14.464	28.321	21.814*	297.8
12	1'36.996	33.636	14.210	27.540	21.610	302.9
13	1'44.155 P	30.919	13.923	28.965	30.348	306.0

Run # 3 Front Tyre Slick-Hard Rear Tyre Slick-Soft

			13 Laps at start		17 Laps at start	
14	4'12.156	32.262	15.503	28.562	22.681	277.5

18th 37 Augusto FERNANDEZ KTM SPA
GASGAS Factory Racing Tech3

Runs=2 Total laps=15 Full laps=12 Valid laps=10

Run #	1	Front Tyre	Slick-Hard	Rear Tyre	Slick-Soft	
			New Tyre		2 Laps at start	
1	1'53.586	32.789	15.319	29.438	22.663	278.1
2	1'41.429 *	31.707	14.467	30.192	25.063*	300.7
3	1'34.999	31.333	14.152	27.520	21.994	304.4
4	1'47.363	31.038	14.103	28.988	33.234	302.9
5	1'34.942	31.395	14.146	27.558	21.843	301.4
6	1'34.294	30.958	14.072	27.400	21.864	302.2
7	1'34.073	30.996	14.042	27.343	21.692	301.4
8	1'33.723	30.904	13.972	27.350	21.497	302.9
9	1'33.682	30.720	13.907	27.308	21.747	302.9
10	1'33.685	30.790	13.972	27.331	21.592	302.2
11	1'44.126 P	30.825	14.914	29.030	29.357	294.2
			11 Laps at start		13 Laps at start	
12	7'20.429 *	32.270	14.699	27.733	21.927*	290.7
13	1'34.173 *	30.887	13.978	27.615*	21.693	302.9
14	1'36.576	32.389	14.227	27.528	22.432	300.7
15	1'33.866	30.939	14.014	27.250	21.663	302.9

19th 32 Lorenzo SAVADORI APRILIA ITA
Aprilia Racing

Runs=3 Total laps=14 Full laps=9 Valid laps=8

Run #	1	Front Tyre	Slick-Hard	Rear Tyre	Slick-Soft	
			8 Laps at start		4 Laps at start	
1	2'09.300	35.267	15.358	32.045	22.368	273.8
2	1'35.609	31.998	14.159	27.568	21.884	304.4
3	1'34.081	31.032	14.029	27.322	21.698	306.0
4	1'33.902	30.854	13.971	27.269	21.808	301.4
5	1'46.341	38.270	17.039	28.764	22.268	208.8
6	1'45.062 P	32.477	14.355	28.220	30.010	297.8
			14 Laps at start		10 Laps at start	
7	6'30.469	32.851	14.386	28.017	22.116	299.2
8	1'34.001	30.851	14.072	27.342	21.736	309.0
9	1'34.042	30.923	14.029	27.269	21.821	301.4

Fastest Lap: Marco BEZZECCHI Mooney VR46 Racing ITA **1'32.405** 30.437 13.602 27.101 21.265

These data/results cannot be reproduced, stored and/or transmitted in whole or in part by any manner of electronic, mechanical, photocopying, recording, broadcasting or otherwise now known or herein after developed without the previous express consent by the copyright owner, except for reproduction in daily press and regular printed publications on sale to the public within 60 days of the event related to those data/results and always provided that copyright symbol appears together as follows below.
© DORNA, 2023



Free Practice

MotoGP

Lap	Lap Time	T1	T2	T3	T4	Speed	Lap	Lap Time	T1	T2	T3	T4	Speed	
10	1'33.935	30.903	13.933	27.400	21.699	306.0	2	1'36.135 *	31.527	14.216	28.207	22.185*	302.9	
11	1'46.239 P	33.238	14.395	28.756	29.850	298.5	3	1'34.717 *	31.272*	14.159	27.503	21.783*	296.3	
Run # 3		Front Tyre Slick-Hard			Rear Tyre Slick-Soft									
		19 Laps at start			15 Laps at start									
12	4'19.213	33.309	17.129	33.041	22.810	227.0	4	1'34.606	31.091	14.129	27.618	21.768	299.2	
13	1'40.175 *	31.018	17.310*	30.002	21.845	308.3	5	1'37.648	34.285	14.172	27.543	21.648	299.2	
14	1'33.726	30.799	13.946	27.237	21.744	305.2	6	1'39.578 *	36.226*	14.228	27.456	21.668	302.9	
							7	1'37.673 *	34.095	14.158	27.627*	21.793	299.2	
							8	1'34.094	31.046	14.051	27.414	21.583	297.8	
							9	1'44.884 P	33.247	14.513	27.788	29.336	294.9	

20th 25 Raul FERNANDEZ APRILIA SPA
 CryptoDATA RNF MotoGP Team
 Runs=2 Total laps=13 Full laps=9 Valid laps=7

Run #	1	Front Tyre	Slick-Soft	Rear Tyre	Slick-Soft	
		4 Laps at start		5 Laps at start		
1	2'18.117	31.093	14.610	28.046	22.284	299.2
2	1'35.091 *	31.194	14.198	27.555	22.144*	303.7
3	1'34.620	31.035	14.257	27.640	21.688	304.4
4	1'33.828	30.755	14.008	27.428	21.637	306.0
5	1'33.875	30.775	13.977	27.275	21.848	304.4
6	1'50.902 P	37.270	14.485	28.080	31.067	299.2
Run # 2		Front Tyre Slick-Soft		Rear Tyre Slick-Soft		
		10 Laps at start		11 Laps at start		
7	8'29.085 *	31.100	14.494	27.897*	21.894	300.7
8	1'34.196	30.894	14.107	27.393	21.802	301.4
9	1'34.259	31.081	14.004	27.471	21.703	307.5
10	1'34.784	30.885	14.385	27.631	21.883	303.7
11	1'33.841	30.867	14.065	27.235	21.674	304.4
12	1'38.331 *	30.860	14.075	30.583*	22.813	302.9
13	1'50.269 P	36.738	14.859	28.521	30.151	295.6

21st 94 Jonas FOLGER KTM GER
 GASGAS Factory Racing Tech3
 Runs=2 Total laps=14 Full laps=10 Valid laps=10

Run #	1	Front Tyre	Slick-Medium	Rear Tyre	Slick-Soft	
		9 Laps at start		5 Laps at start		
1	1'55.618	33.673	15.697	31.973	22.983	290.7
2	1'36.051	31.796	14.333	27.774	22.148	301.4
3	1'43.738	39.228	14.351	28.131	22.028	298.5
4	1'34.803	31.127	14.097	27.585	21.994	301.4
5	1'46.078	39.168	14.228	30.756	21.926	299.2
6	1'34.302	31.031	13.997	27.557	21.717	297.8
7	1'49.101 P	36.089	14.425	28.320	30.267	295.6
Run # 2		Front Tyre Slick-Hard		Rear Tyre Slick-Soft		
		New Tyre		12 Laps at start		
8	9'05.065	32.089	14.874	30.749	22.477	295.6
9	1'45.883	31.704	14.334	33.704	26.141	300.0
10	1'35.000	31.365	14.135	27.656	21.844	298.5
11	1'34.482	31.144	14.019	27.541	21.778	304.4
12	1'44.507	40.045	14.291	27.885	22.286	295.6
13	1'34.030	30.951	13.917	27.448	21.714	302.9
14	1'53.694 P	39.474	14.558	28.735	30.927	294.2

22nd 27 Iker LECUONA HONDA SPA
 Repsol Honda Team
 Runs=2 Total laps=16 Full laps=13 Valid laps=7

Run #	1	Front Tyre	Slick-Medium	Rear Tyre	Slick-Soft	
		8 Laps at start		4 Laps at start		
1	1'54.381	30.635	14.996	29.412	22.729	301.4

Fastest Lap: Marco BEZZECCHI Mooney VR46 Racing ITA **1'32.405** 30.437 13.602 27.101 21.265

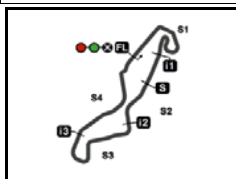
These data/results cannot be reproduced, stored and/or transmitted in whole or in part by any manner of electronic, mechanical, photocopying, recording, broadcasting or otherwise now known or herein after developed without the previous express consent by the copyright owner, except for reproduction in daily press and regular printed publications on sale to the public within 60 days of the event related to those data/results and always provided that copyright symbol appears together as follows below.
 © DORNA, 2023

Official MotoGP Timing by **TISSOT**
 www.motogp.com

Assen, Saturday, June 24, 2023

Page 5 of 5





4542 m.

MOTUL TT ASSEN

Free Practice

Best Partial Times

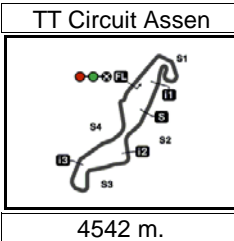
MotoGP™

IT Ideal Lap Time, sum of the best partial times*BT* Best Lap Time

T1		T2		T3		T4				IT		BT	
Pos	Rider	Time	Rider	Time	Rider	Time	Rider	Time	Pos	Rider	IT	BT	
1	M.BEZZECCHI	30.437	M.BEZZECCHI	13.602	F.QUARTARARO	26.951	T.NAKAGAMI	21.264	1	M.BEZZECCHI	1'32.368	1'32.405	(1)
2	F.MORBIDELLI	30.447	F.BAGNAIA	13.701	M.OLIVEIRA	27.011	M.BEZZECCHI	21.265	2	F.QUARTARARO	1'32.494	1'32.617	(2)
3	F.BAGNAIA	30.487	L.MARINI	13.701	T.NAKAGAMI	27.063	J.MARTIN	21.303	3	F.BAGNAIA	1'32.636	1'32.678	(3)
4	F.QUARTARARO	30.490	F.QUARTARARO	13.739	F.MORBIDELLI	27.064	F.QUARTARARO	21.314	4	L.MARINI	1'32.733	1'32.947	(6)
5	DI GIANNANTO	30.518	A.ESPARGARO	13.748	M.BEZZECCHI	27.064	M.MARQUEZ	21.333	5	T.NAKAGAMI	1'32.765	1'33.073	(11)
6	L.MARINI	30.525	T.NAKAGAMI	13.784	L.MARINI	27.067	F.MORBIDELLI	21.351	6	F.MORBIDELLI	1'32.808	1'32.808	(4)
7	M.OLIVEIRA	30.558	J.MARTIN	13.787	M.VIÑALES	27.076	F.BAGNAIA	21.361	7	J.MARTIN	1'32.828	1'33.044	(9)
8	M.VIÑALES	30.581	M.VIÑALES	13.808	F.BAGNAIA	27.087	M.VIÑALES	21.372	8	M.VIÑALES	1'32.837	1'32.977	(7)
9	E.BASTIANINI	30.581	J.ZARCO	13.818	J.ZARCO	27.097	E.BASTIANINI	21.384	9	A.ESPARGAR	1'32.881	1'32.915	(5)
10	J.MARTIN	30.587	A.MARQUEZ	13.820	A.ESPARGARO	27.133	A.ESPARGARO	21.386	10	M.OLIVEIRA	1'32.925	1'32.994	(8)
11	A.ESPARGARO	30.614	M.MARQUEZ	13.826	A.MARQUEZ	27.137	J.ZARCO	21.410	11	J.ZARCO	1'32.967	1'33.251	(14)
12	J.ZARCO	30.642	B.BINDER	13.831	J.MILLER	27.139	B.BINDER	21.439	12	E.BASTIANINI	1'33.065	1'33.065	(10)
13	J.MILLER	30.646	J.MILLER	13.836	J.MARTIN	27.151	L.MARINI	21.440	13	J.MILLER	1'33.105	1'33.226	(12)
14	T.NAKAGAMI	30.654	E.BASTIANINI	13.871	B.BINDER	27.203	M.OLIVEIRA	21.478	14	F.DI GIANNAN	1'33.133	1'33.238	(13)
15	A.MARQUEZ	30.678	F.DI GIANNANTO	13.872	E.BASTIANINI	27.229	J.MILLER	21.484	15	A.MARQUEZ	1'33.165	1'33.404	(17)
16	A.FERNANDEZ	30.720	M.OLIVEIRA	13.878	R.FERNANDEZ	27.235	F.DI GIANNANTO	21.487	16	M.MARQUEZ	1'33.218	1'33.370	(16)
17	R.FERNANDEZ	30.755	A.FERNANDEZ	13.907	L.SAVADORI	27.237	A.FERNANDEZ	21.497	17	B.BINDER	1'33.273	1'33.358	(15)
18	M.MARQUEZ	30.770	J.FOLGER	13.917	A.FERNANDEZ	27.250	A.MARQUEZ	21.530	18	A.FERNANDEZ	1'33.374	1'33.682	(18)
19	L.SAVADORI	30.799	L.SAVADORI	13.933	F.DI GIANNANTO	27.256	I.LECUONA	21.583	19	R.FERNANDEZ	1'33.604	1'33.828	(20)
20	B.BINDER	30.800	F.MORBIDELLI	13.946	M.MARQUEZ	27.289	R.FERNANDEZ	21.637	20	L.SAVADORI	1'33.667	1'33.726	(19)
21	J.FOLGER	30.951	R.FERNANDEZ	13.977	I.LECUONA	27.414	S.BRADL	21.662	21	J.FOLGER	1'34.030	1'34.030	(21)
22	S.BRADL	31.038	I.LECUONA	14.000	S.BRADL	27.419	L.SAVADORI	21.698	22	I.LECUONA	1'34.043	1'34.094	(22)
23	I.LECUONA	31.046	S.BRADL	14.015	J.FOLGER	27.448	J.FOLGER	21.714	23	S.BRADL	1'34.134	1'34.177	(23)

These data/results cannot be reproduced, stored and/or transmitted in whole or in part by any manner of electronic, mechanical, photocopying, recording, broadcasting or otherwise now known or herein after developed without the previous express consent by the copyright owner, except for reproduction in daily press and regular printed publications on sale to the public within 60 days of the event related to those data/results and always provided that copyright symbol appears together as follows below.
© DORNA, 2023





4542 m.

MOTUL TT ASSEN

Free Practice

Fastest Laps Sequence

<i>Practice Time</i>	 <i>Rider</i>	<i>Nation</i>	<i>Motorcycle</i>	<i>Time</i>	<i>Km/h</i>	<i>Rider's Lap</i>
3'18.846	49 Fabio DI GIANNANTONI	ITA	DUCATI	1'34.875	172.3	2
3'42.480	23 Enea BASTIANINI	ITA	DUCATI	1'34.736	172.5	2
3'43.045	89 Jorge MARTIN	SPA	DUCATI	1'34.489	173.0	2
4'27.020	12 Maverick VIÑALES	SPA	APRILIA	1'34.289	173.4	2
4'27.198	10 Luca MARINI	ITA	DUCATI	1'33.869	174.1	2
4'52.712	49 Fabio DI GIANNANTONI	ITA	DUCATI	1'33.866	174.1	3
5'08.371	88 Miguel OLIVEIRA	POR	APRILIA	1'33.763	174.3	3
5'18.062	41 Aleix ESPARGARO	SPA	APRILIA	1'33.588	174.7	3
6'00.460	12 Maverick VIÑALES	SPA	APRILIA	1'33.440	174.9	3
6'06.230	20 Fabio QUARTARARO	FRA	YAMAHA	1'33.149	175.5	3
6'44.534	72 Marco BEZZECCHI	ITA	DUCATI	1'32.889	176.0	4
7'39.072	20 Fabio QUARTARARO	FRA	YAMAHA	1'32.842	176.1	4
9'11.689	20 Fabio QUARTARARO	FRA	YAMAHA	1'32.617	176.5	5
23'35.129	72 Marco BEZZECCHI	ITA	DUCATI	1'32.405	176.9	12

These data/results cannot be reproduced, stored and/or transmitted in whole or in part by any manner of electronic, mechanical, photocopying, recording, broadcasting or otherwise now known or herein after developed without the previous express consent by the copyright owner, except for reproduction in daily press and regular printed publications on sale to the public within 60 days of the event related to those data/results and always provided that copyright symbol appears together as follows below.

© DORNA, 2023

Official MotoGP Timing by TISSOT
www.motogp.com

Assen, Saturday, June 24, 2023

