



4542 m.

MOTUL TT ASSEN

Practice Nr. 2

Classification

6

	Rider	Nation	Team	Motorcycle	Time	Lap Total	Gap	Top Speed
1	72 Marco BEZZECCHI	ITA	Mooney VR46 Racing Team	DUCATI	1'32.063	28 29		311.4
2	89 Jorge MARTIN	SPA	Prima Pramac Racing	DUCATI	1'32.193	26 27	0.130 0.130	315.4
3	43 Jack MILLER	AUS	Red Bull KTM Factory Racing	KTM	1'32.218	27 27	0.155 0.025	306.7
4	1 Francesco BAGNAIA	ITA	Ducati Lenovo Team	DUCATI	1'32.263	24 25	0.200 0.045	311.4
5	12 Maverick VIÑALES	SPA	Aprilia Racing	APRILIA	1'32.308	24 26	0.245 0.045	310.6
6	20 Fabio QUARTARARO	FRA	Monster Energy Yamaha MotoGP	YAMAHA	1'32.341	26 26	0.278 0.033	306.0
7	41 Aleix ESPARGARO	SPA	Aprilia Racing	APRILIA	1'32.408	22 23	0.345 0.067	307.5
8	33 Brad BINDER	RSA	Red Bull KTM Factory Racing	KTM	1'32.449	25 25	0.386 0.041	312.2
9	10 Luca MARINI	ITA	Mooney VR46 Racing Team	DUCATI	1'32.469	23 28	0.406 0.020	313.0
10	73 Alex MARQUEZ	SPA	Gresini Racing MotoGP	DUCATI	1'32.581	22 27	0.518 0.112	313.8
11	5 Johann ZARCO	FRA	Prima Pramac Racing	DUCATI	1'32.669	24 24	0.606 0.088	309.0
12	25 Raul FERNANDEZ	SPA	CryptoDATA RNF MotoGP Team	APRILIA	1'32.794	26 26	0.731 0.125	306.7
13	88 Miguel OLIVEIRA	POR	CryptoDATA RNF MotoGP Team	APRILIA	1'32.801	24 25	0.738 0.007	310.6
14	30 Takaaki NAKAGAMI	JPN	LCR Honda IDEMITSU	HONDA	1'32.935	26 27	0.872 0.134	306.0
15	23 Enea BASTIANINI	ITA	Ducati Lenovo Team	DUCATI	1'32.955	23 23	0.892 0.020	311.4
16	21 Franco MORBIDELLI	ITA	Monster Energy Yamaha MotoGP	YAMAHA	1'33.106	19 20	1.043 0.151	302.9
17	37 Augusto FERNANDEZ	SPA	GASGAS Factory Racing Tech3	KTM	1'33.180	22 22	1.117 0.074	305.2
18	49 Fabio DI GIANNANTONIO	ITA	Gresini Racing MotoGP	DUCATI	1'33.304	20 24	1.241 0.124	306.7
19	93 Marc MARQUEZ	SPA	Repsol Honda Team	HONDA	1'33.485	20 22	1.422 0.181	309.8
20	32 Lorenzo SAVADORI	ITA	Aprilia Racing	APRILIA	1'33.495	25 25	1.432 0.010	308.3
21	6 Stefan BRADL	GER	LCR Honda CASTROL	HONDA	1'33.501	24 24	1.438 0.006	306.7
22	27 Iker LECUONA	SPA	Repsol Honda Team	HONDA	1'33.720	23 25	1.657 0.219	304.4
23	94 Jonas FOLGER	GER	GASGAS Factory Racing Tech3	KTM	1'34.400	22 24	2.337 0.680	303.7

Practice condition: Dry

Air: 25°

Humidity: 41%

Ground: 46°

Fastest Lap:	Lap: 28	Marco BEZZECCHI	1'32.063	177.6 Km/h
Best Race Lap:	2022	Aleix ESPARGARO	1'32.500	176.7 Km/h
All Time Lap Record:	2022	Francesco BAGNAIA	1'31.504	178.6 Km/h

The results are provisional until the end of the limit for protest and appeals.

Time limit for protest expires 30' after publication of the results - Time:

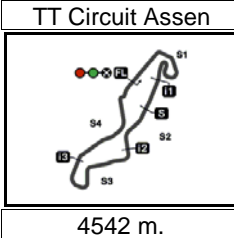
These data/results cannot be reproduced, stored and/or transmitted in whole or in part by any manner of electronic, mechanical, photocopying, recording, broadcasting or otherwise now known or herein after developed without the previous express consent by the copyright owner, except for reproduction in daily press and regular printed publications on sale to the public within 60 days of the event related to those data/results and always provided that copyright symbol appears together as follows below.

© DORNA, 2023

Official MotoGP Timing by TISSOT
www.motogp.com

Assen, Friday, June 23, 2023





MOTUL TT ASSEN

Practice Nr. 2

Combined Practice Times

7

	Rider	Nation	Team	MOTORCYCLE	P1	P2	Gap
1	72 M.BEZZECCHI	ITA	Mooney VR46 Racing Team	DUCATI	1'32.246 19	1'32.063 28	
2	89 J.MARTIN	SPA	Prima Pramac Racing	DUCATI	1'33.067 17	1'32.193 26	0.130 0.130
3	43 J.MILLER	AUS	Red Bull KTM Factory Racing	KTM	1'33.087 20	1'32.218 27	0.155 0.025
4	1 F.BAGNAIA	ITA	Ducati Lenovo Team	DUCATI	1'33.498 14	1'32.263 24	0.200 0.045
5	12 M.VIÑALES	SPA	Aprilia Racing	APRILIA	1'32.560 19	1'32.308 24	0.245 0.045
6	20 F.QUARTARARO	FRA	Monster Energy Yamaha MotoGP	YAMAHA	1'32.804 18	1'32.341 26	0.278 0.033
7	41 A.ESPARGARO	SPA	Aprilia Racing	APRILIA	1'33.421 19	1'32.408 22	0.345 0.067
8	33 B.BINDER	RSA	Red Bull KTM Factory Racing	KTM	1'33.486 18	1'32.449 25	0.386 0.041
9	10 L.MARINI	ITA	Mooney VR46 Racing Team	DUCATI	1'32.881 19	1'32.469 23	0.406 0.020
10	73 A.MARQUEZ	SPA	Gresini Racing MotoGP	DUCATI	1'32.614 19	1'32.581 22	0.518 0.112
11	5 J.ZARCO	FRA	Prima Pramac Racing	DUCATI	1'32.762 16	1'32.669 24	0.606 0.088
12	25 R.FERNANDEZ	SPA	CryptoDATA RNF MotoGP Team	APRILIA	1'33.941 17	1'32.794 26	0.731 0.125
13	88 M.OLIVEIRA	POR	CryptoDATA RNF MotoGP Team	APRILIA	1'33.673 6	1'32.801 24	0.738 0.007
14	30 T.NAKAGAMI	JPN	LCR Honda IDEMITSU	HONDA	1'32.981 20	1'32.935 26	0.872 0.134
15	23 E.BASTIANINI	ITA	Ducati Lenovo Team	DUCATI	1'33.902 7	1'32.955 23	0.892 0.020
16	21 F.MORBIDELLI	ITA	Monster Energy Yamaha MotoGP	YAMAHA	1'33.893 14	1'33.106 19	1.043 0.151
17	37 A.FERNANDEZ	SPA	GASGAS Factory Racing Tech3	KTM	1'33.588 17	1'33.180 22	1.117 0.074
18	49 F.DI GIANNANTO	ITA	Gresini Racing MotoGP	DUCATI	1'33.633 16	1'33.304 20	1.241 0.124
19	93 M.MARQUEZ	SPA	Repsol Honda Team	HONDA	1'34.111 17	1'33.485 20	1.422 0.181
20	32 L.SAVADORI	ITA	Aprilia Racing	APRILIA	1'34.055 19	1'33.495 25	1.432 0.010
21	6 S.BRADL	GER	LCR Honda CASTROL	HONDA	1'33.989 14	1'33.501 24	1.438 0.006
22	27 I.LECUONA	SPA	Repsol Honda Team	HONDA	1'34.363 21	1'33.720 23	1.657 0.219
23	94 J.FOLGER	GER	GASGAS Factory Racing Tech3	KTM	1'34.741 15	1'34.400 22	2.337 0.680

Pole Position Record:	2022	Francesco BAGNAIA	1'31.504	178.6 Km/h
Best Race Lap:	2022	Aleix ESPARGARO	1'32.500	176.7 Km/h
All Time Lap Record:	2022	Francesco BAGNAIA	1'31.504	178.6 Km/h

The results are provisional until the end of the limit for protest and appeals.

Time limit for protest expires 60' after publication of the results - Time:

These data/results cannot be reproduced, stored and/or transmitted in whole or in part by any manner of electronic, mechanical, photocopying, recording, broadcasting or otherwise now known or herein after developed without the previous express consent by the copyright owner, except for reproduction in daily press and regular printed publications on sale to the public within 60 days of the event related to those data/results and always provided that copyright symbol appears together as follows below.

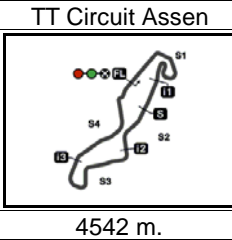
© DORNA, 2023

Official MotoGP Timing by TISSOT

www.motogp.com

Assen, Friday, June 23, 2023





MOTUL TT ASSEN

Practice Nr. 2

Top Speed & Average

8



Rider	Nation	Motorcycle	Top 5 speeds					Average	Top
89 Jorge MARTIN	SPA	DUCATI	315.4	310.6	309.8	309.0	308.3	310.0	315.4
73 Alex MARQUEZ	SPA	DUCATI	313.8	313.0	311.4	311.4	309.0	311.3	313.8
10 Luca MARINI	ITA	DUCATI	313.0	311.4	311.4	311.4	311.4	311.7	313.0
33 Brad BINDER	RSA	KTM	312.2	311.4	311.4	309.8	309.8	310.9	312.2
1 Francesco BAGNAIA	ITA	DUCATI	311.4	309.0	309.0	309.0	308.3	309.3	311.4
23 Enea BASTIANINI	ITA	DUCATI	311.4	310.6	310.6	309.8	309.8	310.4	311.4
72 Marco BEZZECCHI	ITA	DUCATI	311.4	310.6	310.6	309.8	309.8	310.3	311.4
12 Maverick VIÑALES	SPA	APRILIA	310.6	309.8	309.8	309.8	309.0	309.5	310.6
88 Miguel OLIVEIRA	POR	APRILIA	310.6	309.8	308.3	306.7	306.0	307.9	310.6
93 Marc MARQUEZ	SPA	HONDA	309.8	308.3	306.0	305.2	305.2	306.4	309.8
5 Johann ZARCO	FRA	DUCATI	309.0	308.3	306.7	306.0	305.2	306.5	309.0
32 Lorenzo SAVADORI	ITA	APRILIA	308.3	306.7	306.7	304.4	303.7	306.0	308.3
41 Aleix ESPARGARO	SPA	APRILIA	307.5	307.5	306.7	306.0	306.0	306.7	307.5
6 Stefan BRADL	GER	HONDA	306.7	306.0	305.2	303.7	303.7	304.8	306.7
25 Raul FERNANDEZ	SPA	APRILIA	306.7	306.7	306.7	306.0	304.4	305.6	306.7
43 Jack MILLER	AUS	KTM	306.7	306.0	306.0	306.0	305.2	305.8	306.7
49 Fabio DI GIANNANTONIO	ITA	DUCATI	306.7	306.0	306.0	306.0	306.0	306.1	306.7
20 Fabio QUARTARARO	FRA	YAMAHA	306.0	305.2	304.4	304.4	304.4	304.9	306.0
30 Takaaki NAKAGAMI	JPN	HONDA	306.0	305.2	304.4	304.4	304.4	304.9	306.0
37 Augusto FERNANDEZ	SPA	KTM	305.2	304.4	303.7	303.7	303.7	304.0	305.2
27 Iker LECUONA	SPA	HONDA	304.4	303.7	303.7	302.9	302.2	303.4	304.4
94 Jonas FOLGER	GER	KTM	303.7	302.9	302.2	302.2	302.2	302.5	303.7
21 Franco MORBIDELLI	ITA	YAMAHA	302.9	302.9	302.9	302.9	302.2	302.7	302.9

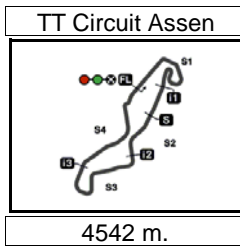
These data/results cannot be reproduced, stored and/or transmitted in whole or in part by any manner of electronic, mechanical, photocopying, recording, broadcasting or otherwise now known or herein after developed without the previous express consent by the copyright owner, except for reproduction in daily press and regular printed publications on sale to the public within 60 days of the event related to those data/results and always provided that copyright symbol appears together as follows below.

© DORNA, 2023

Official MotoGP Timing by TISSOT
www.motogp.com



Assen, Friday, June 23, 2023



MOTUL TT ASSEN

Practice Nr. 2

Chronological Analysis of Performances

9

* Lap / Sector time cancelled T1 Time from finish line to 1st intermed. T3 Time from 2nd intermed. to 3rd intermed.
P Crossing the finish line in pit lane T2 Time from 1st intermed. to 2nd intermed. T4 Time from 3rd intermediate to finish line
**Tyre data subject to further updates

Lap	Lap Time	T1	T2	T3	T4	Speed	Lap	Lap Time	T1	T2	T3	T4	Speed		
1st	72	Marco BEZZECCHI DUCATI ITA Mooney VR46 Racing Team						2nd	89	Jorge MARTIN DUCATI SPA Prima Pramac Racing					
Runs=5 Total laps=29 Full laps=20 Valid laps=16							Runs=5 Total laps=27 Full laps=18 Valid laps=13								
Run #	1	Front Tyre	Slick-Soft	Rear Tyre	Slick-Medium		Run #	1	Front Tyre	Slick-Hard	Rear Tyre	Slick-Soft			
16 Laps at start				16 Laps at start			7 Laps at start				5 Laps at start				
1	1'50.217	31.457	15.007	28.752	22.451	300.7	1	1'54.879	31.781	14.629	28.844	22.321	306.7		
2	1'35.177	31.399	14.053	28.059	21.666	310.6	2	1'43.978	39.965	14.344	27.917	21.752	308.3		
3	1'41.847 P	31.120	13.847	27.530	29.350	309.8	3	1'34.148 *	31.279	13.814	27.539	21.516*	307.5		
Run #	2	Front Tyre	Slick-Medium	Rear Tyre	Slick-Soft		4	1'33.869	30.796	14.008	27.613	21.452	308.3		
4 Laps at start				4 Laps at start			5	1'40.212	30.958	13.823	33.296	22.135	315.4		
4	1'59.657	30.506	14.205	28.497	21.709	305.2	6	1'33.859	30.838	13.926	27.643	21.452	309.8		
5	1'33.558	30.853	13.814	27.418	21.473	307.5	7	1'44.954 P	31.891	15.013	28.185	29.865	302.9		
6	1'33.784	30.827	13.830	27.395	21.732	309.8	Run #	2	Front Tyre	Slick-Hard	Rear Tyre	Slick-Soft			
7	1'34.074	30.875	14.021	27.533	21.645	311.4	14 Laps at start				12 Laps at start				
8	1'34.018	30.739	14.100	27.481	21.698	306.0	8	5'21.553	32.535	16.485	28.692	21.955	215.1		
9	1'33.164 *	30.833	13.722	27.160	21.449*	308.3	9	1'34.246	30.971	13.939	27.714	21.622	308.3		
10	1'33.381	30.652	13.775	27.412	21.542	307.5	10	1'33.774	30.865	13.884	27.566	21.459	306.0		
11	1'33.523	30.859	13.767	27.334	21.563	306.7	11	1'33.576	30.812	13.853	27.545	21.366	306.7		
12	1'47.593 P	34.737	15.109	27.929	29.818	272.0	12	1'46.334 *	32.797	17.642*	33.671	22.224	310.6		
Run #	3	Front Tyre	Slick-Hard	Rear Tyre	Slick-Medium		13	1'34.405	30.965	13.993	27.630	21.817	302.2		
New Tyre				New Tyre			14	1'41.878 P	30.915	13.996	27.620	29.347	306.7		
13	8'56.055	31.512	17.109	28.869	22.102	303.7	Run #	3	Front Tyre	Slick-Hard	Rear Tyre	Slick-Medium			
14	1'33.983	30.990	14.003	27.388	21.602	306.7	21 Laps at start				15 Laps at start				
15	1'33.724	30.624	13.870	27.383	21.847	306.0	15	5'08.500	32.804	14.959	28.477	22.002	302.9		
16	1'33.200	30.596	13.802	27.381	21.421	307.5	16	1'34.674	31.189	14.182	27.648	21.655	302.9		
17	1'33.465	30.701	13.869	27.268	21.627	306.7	17	1'33.881 *	30.850	14.007	27.587	21.437*	304.4		
18	1'33.407 *	30.555	13.874	27.470	21.508*	306.7	18	1'34.146 *	30.948*	14.006	27.577	21.615	300.7		
19	1'37.582	34.042	14.220	27.575	21.745	302.9	19	1'44.527 P	32.383*	14.265	28.361	29.518	303.7		
20	1'33.232 *	30.693	13.924	27.180	21.435*	306.0	Run #	4	Front Tyre	Slick-Hard	Rear Tyre	Slick-Soft			
21	1'45.788 P	32.752	14.894	27.781	30.361	283.9	New Tyre				New Tyre				
Run #	4	Front Tyre	Slick-Hard	Rear Tyre	Slick-Soft		20	6'20.606	30.900	14.372	27.746	21.683	301.4		
New Tyre				New Tyre			21	1'32.943	30.587	13.814	27.182	21.360	307.5		
22	6'27.240	32.716	14.455	27.567	21.941	302.9	22	1'32.332	30.252	13.728	27.174	21.178	306.7		
23	1'32.709	30.438	13.712	27.146	21.413	308.3	23	1'47.011 P	35.058*	13.975	28.016	29.962	307.5		
24	1'32.254	30.323	13.640	26.944	21.347	310.6	Run #	5	Front Tyre	Slick-Hard	Rear Tyre	Slick-Soft			
25	1'57.852 P	44.913	14.426	27.627	30.886	303.7	4 Laps at start				New Tyre				
Run #	5	Front Tyre	Slick-Hard	Rear Tyre	Slick-Soft		24	6'40.820	30.093	15.523	29.141	22.192	282.0		
4 Laps at start				New Tyre			25	1'48.154 *	42.421*	15.153	27.317	23.263	283.3		
26	3'17.241	30.746	14.672	27.806	21.682	287.3	26	1'32.193	30.343	13.649	27.060	21.141	309.0		
27	1'50.500 *	44.780*	15.011	27.209	23.500	290.7	27	1'46.771	41.864	14.367	28.275	22.265	302.9		
28	1'32.063	30.242	13.624	26.931	21.266	309.8									
29	1'55.811	33.675	24.162	35.757	22.217	193.3									

Fastest Lap: Marco BEZZECCHI Mooney VR46 Racing ITA **1'32.063** 30.242 13.624 26.931 21.266

These data/results cannot be reproduced, stored and/or transmitted in whole or in part by any manner of electronic, mechanical, photocopying, recording, broadcasting or otherwise now known or herein after developed without the previous express consent by the copyright owner, except for reproduction in daily press and regular printed publications on sale to the public within 60 days of the event related to those data/results and always provided that copyright symbol appears together as follows below.
© DORNA, 2023



Practice Nr. 2

MotoGP

Lap	Lap Time	T1	T2	T3	T4	Speed	Lap	Lap Time	T1	T2	T3	T4	Speed		
3rd	43	Jack MILLER				KTM	AUS	11	1'33.418	30.793	13.812	27.308	21.505	305.2	
		Red Bull KTM Factory Racing						12	1'46.246	P	30.796	14.357	28.499	32.594	305.2
		Runs=4	Total laps=27	Full laps=20	Valid laps=18		Run #	3	Front Tyre	Slick-Medium	Rear Tyre	Slick-Medium			
									4 Laps at start				12 Laps at start		
Run #	1	Front Tyre	Slick-Soft	Rear Tyre	Slick-Soft										
		5 Laps at start				5 Laps at start									
1	1'48.338	31.950	15.035	28.655	22.509	297.8	13	7'10.882	31.821	14.121	27.779	21.518	303.7		
2	1'35.692	31.353	14.365	27.840	22.134	303.7	14	1'33.948	30.858	13.898	27.554	21.638	306.0		
3	1'35.467	31.321	14.266	27.621	22.259	304.4	15	1'33.201	30.770	13.830	27.348	21.253	311.4		
4	1'35.089	31.217	14.145	27.709	22.018	304.4	16	1'33.093	30.735	13.725	27.184	21.449	304.4		
5	1'34.765	31.115	14.134	27.612	21.904	304.4	17	1'53.805	P	35.688	18.863*	29.152	30.102	283.3	
6	1'34.477	30.969	14.057	27.566	21.885	305.2	Run #	4	Front Tyre	Slick-Medium	Rear Tyre	Slick-Soft			
7	1'56.006	P	30.950	15.522	34.587	304.4			New Tyre				New Tyre		
Run #	2	Front Tyre	Slick-Medium	Rear Tyre	Slick-Medium		18	8'20.292	*	31.086	14.216	27.917*	21.590	304.4	
		New Tyre				New Tyre									
8	7'55.037	32.104	14.575	29.359	22.657	302.2	19	1'32.707	30.526	13.594	27.262	21.325	309.0		
9	1'34.838	31.361	13.973	27.584	21.920	305.2	20	1'32.319	30.407	13.647	26.981	21.284	307.5		
10	1'33.988	30.841	13.952	27.344	21.851	306.0	21	1'49.458	P	35.075	16.575*	28.650	29.158	292.8	
11	1'33.815	30.661	13.871	27.428	21.855	305.2	Run #	5	Front Tyre	Slick-Medium	Rear Tyre	Slick-Soft			
12	1'34.061	30.744	13.973	27.383	21.961	303.7			4 Laps at start				New Tyre		
13	1'34.199	30.958	13.986	27.414	21.841	300.7	22	2'51.850	*	30.495	14.554	27.895*	21.828	291.4	
14	1'38.125	*	33.158*	14.496	28.365	300.0	23	1'34.592	*	31.999*	14.015	27.189	21.389	305.2	
15	1'33.893	30.924	13.960	27.313	21.696	304.4	24	1'32.263		30.312	13.662	27.015	21.274	309.0	
16	1'34.008	30.816	14.002	27.377	21.813	304.4	25	1'41.543	*	30.466	13.674	27.912	29.491*	308.3	
17	1'47.620	37.384	17.611	29.522	23.103	230.9									
18	1'46.582	P	30.757	14.015	30.003	31.807	303.7	5th	12	Maverick VIÑALES		APRILIA	SPA		
Run #	3	Front Tyre	Slick-Soft	Rear Tyre	Slick-Soft				Aprilia Racing						
		New Tyre				New Tyre						Runs=4	Total laps=26	Full laps=19	Valid laps=16
19	10'27.991	38.647	14.421	31.628	22.088	301.4	Run #	1	Front Tyre	Slick-Hard	Rear Tyre	Slick-Medium			
20	1'32.851	30.524	13.747	27.113	21.467	306.0			New Tyre				New Tyre		
21	1'44.492	38.834	14.509	29.549	21.600	301.4	1	2'19.535	30.930	14.458	28.349	22.386	304.4		
22	1'32.845	30.419	13.769	27.156	21.501	306.0	2	1'35.650	*	31.761	14.003	27.854	22.032*	308.3	
23	1'45.362	P	32.915	14.802	28.460	29.185	297.8	3	1'34.445	*	31.084	13.965	27.652	21.744*	309.0
Run #	4	Front Tyre	Slick-Soft	Rear Tyre	Slick-Soft		4	1'35.691	31.153	14.116	28.725	21.697	309.8		
		5 Laps at start				New Tyre									
24	3'01.236	31.127	14.217	27.935	21.910	301.4	5	1'34.316	31.247	13.861	27.586	21.622	308.3		
25	1'42.791	30.566	17.506	32.636	22.083	304.4	6	1'34.447	31.040	13.930	27.540	21.937	306.7		
26	1'42.910	*	32.205*	14.546	33.831	22.328	304.4	7	1'34.043	30.948	13.908	27.582	21.605	308.3	
27	1'32.218		30.267	13.700	26.931	21.320	306.7	8	1'36.076	30.857	13.919	29.581	21.719	307.5	
Run #	1	Front Tyre	Slick-Hard	Rear Tyre	Slick-Medium		9	1'33.705	30.853	13.840	27.421	21.591	307.5		
		New Tyre				New Tyre									
1	2'23.258	32.024	15.019	28.754	22.349	292.8	10	1'47.922	P	35.683	14.298	28.032	29.909	302.9	
2	1'35.488	31.686	14.209	27.790	21.803	306.7	Run #	2	Front Tyre	Slick-Hard	Rear Tyre	Slick-Soft			
3	1'34.242	31.105	13.970	27.511	21.656	309.0			New Tyre				5 Laps at start		
4	1'41.022	36.611	14.397	28.254	21.760	297.0	11	6'56.830	31.264	14.269	27.999	21.825	307.5		
5	1'33.972	31.076	13.910	27.477	21.509	307.5	12	1'33.449	30.866	13.736	27.296	21.551	307.5		
6	1'41.015	*	36.093*	14.849	28.139	290.7	13	1'33.198	30.655	13.738	27.207	21.598	309.0		
7	1'33.941	31.015	13.871	27.500	21.555	307.5	14	1'33.322	30.654	13.806	27.358	21.504	308.3		
8	1'48.914	P	31.773	17.696*	29.488	29.957	263.7	15	1'33.425	*	31.062*	13.758	27.188	21.417	307.5
Run #	2	Front Tyre	Slick-Medium	Rear Tyre	Slick-Medium		16	1'33.139	30.631	13.790	27.217	21.501	305.2		
		New Tyre				8 Laps at start									
9	8'14.438	31.153	14.377	28.177	21.785	303.7	17	1'32.960	30.548	13.796	27.183	21.433	306.0		
10	1'33.640	30.863	13.847	27.440	21.490	305.2	18	1'47.123	P	30.716	14.731	29.512	32.164	306.0	
							Run #	3	Front Tyre	Slick-Soft	Rear Tyre	Slick-Soft			
									New Tyre				New Tyre		
							19	10'26.435	*	30.084	14.027	27.442*	21.515	307.5	
							20	1'32.374	30.369	13.657	27.062	21.286	310.6		
							21	1'34.400		30.245	13.808	28.762	21.585	309.8	
							22	1'44.657	P	33.671	14.134	27.962	28.890	303.7	

Fastest Lap: Marco BEZZECCHI Mooney VR46 Racing ITA **1'32.063** 30.242 13.624 26.931 21.266

These data/results cannot be reproduced, stored and/or transmitted in whole or in part by any manner of electronic, mechanical, photocopying, recording, broadcasting or otherwise now known or herein after developed without the previous express consent by the copyright owner, except for reproduction in daily press and regular printed publications on sale to the public within 60 days of the event related to those data/results and always provided that copyright symbol appears together as follows below.
© DORNA, 2023

Official MotoGP Timing by TISSOT
www.motogp.com

Assen, Friday, June 23, 2023

Page 2 of 9



Practice Nr. 2

MotoGP

Lap	Lap Time	T1	T2	T3	T4	Speed	Lap	Lap Time	T1	T2	T3	T4	Speed
Run # 4	Front Tyre Slick-Soft	Rear Tyre Slick-Soft					7	1'48.478 P	33.176	16.523	28.741	30.038	280.0
4 Laps at start						New Tyre		7 Laps at start					
23	6'02.665	30.127	14.034	27.313	21.447	309.0	Run # 2	Front Tyre Slick-Hard	Rear Tyre Slick-Medium				
24	1'32.308	30.283	13.667	27.061	21.297	309.8	7 Laps at start						
25	1'38.413	35.011	14.181	27.744	21.477	309.0	8	7'42.764	31.384	14.536	28.088	22.202	297.8
26	1'43.119	30.412	14.523	34.886	23.298	307.5	9	1'37.299	31.216	15.645	28.470	21.968	304.4

6th 20 Fabio QUARTARARO YAMAHA FRA
 Monster Energy Yamaha MotoGP
 Runs=4 Total laps=26 Full laps=19 Valid laps=17

Run #	1	Front Tyre	Slick-Hard	Rear Tyre	Slick-Medium	Speed
			New Tyre		New Tyre	
1	2'55.247	31.416	15.075	28.636	22.469	292.1
2	1'35.009	31.403	14.285	27.534	21.787	299.2
3	1'34.191	31.061	14.079	27.357	21.694	301.4
4	1'33.676	30.851	14.045	27.250	21.530	302.9
5	1'33.724	30.831	14.051	27.237	21.605	303.7
6	1'33.494	30.777	13.978	27.215	21.524	302.9
7	1'33.444	30.747	13.931	27.183	21.583	303.7
8	1'33.282	30.652	13.910	27.211	21.509	302.9
9	1'38.716	30.688	15.169	30.687	22.172	304.4
10	1'44.355 P	30.749	14.279	28.889	30.438	303.7

Run #	2	Front Tyre	Slick-Hard	Rear Tyre	Slick-Medium	Speed
			10 Laps at start		10 Laps at start	
11	9'02.857 *	30.167	14.645	28.056	21.936*	301.4
12	1'34.084	30.935	14.049	27.483	21.617	302.9
13	1'33.530 *	30.812*	13.948	27.342	21.428	302.2
14	1'33.202	30.696	13.902	27.148	21.456	303.7
15	1'36.373	32.475	14.142	27.761	21.995	300.0
16	1'33.448	30.697	13.876	27.309	21.566	302.2
17	1'33.391	30.686	13.956	27.272	21.477	300.7
18	1'33.521	30.681	13.925	27.280	21.635	302.9
19	1'50.345 P	35.986	16.233	28.120	30.006	232.2

Run #	3	Front Tyre	Slick-Hard	Rear Tyre	Slick-Soft	Speed
			New Tyre		New Tyre	
20	9'02.853	30.294	14.158	27.565	21.809	304.4
21	1'32.680	30.543	13.789	26.975	21.373	306.0
22	1'32.376	30.351	13.800	26.901	21.324	303.7
23	1'47.192 P	33.079	14.568	28.597	30.948	297.8

Run #	4	Front Tyre	Slick-Hard	Rear Tyre	Slick-Soft	Speed
			4 Laps at start		New Tyre	
24	3'54.756	29.706	14.153	27.289	21.690	300.7
25	1'34.039 *	31.170*	13.995	27.123	21.751	305.2
26	1'32.341	30.286	13.940	26.867	21.248	304.4

7th 41 Aleix ESPARGARO APRILIA SPA
 Aprilia Racing
 Runs=4 Total laps=23 Full laps=16 Valid laps=14

Run #	1	Front Tyre	Slick-Hard	Rear Tyre	Slick-Medium	Speed
			New Tyre		New Tyre	
1	2'17.369	30.976	14.759	28.478	22.668	299.2
2	1'35.720	31.651	14.188	27.844	22.037	302.9
3	1'35.064	31.218	14.230	27.779	21.837	302.2
4	1'34.484	30.966	14.136	27.644	21.738	303.7
5	1'34.113	30.833	14.039	27.534	21.707	302.9
6	1'38.458	30.984	15.451	30.146	21.877	306.0

8th 33 Brad BINDER KTM RSA
 Red Bull KTM Factory Racing
 Runs=4 Total laps=25 Full laps=18 Valid laps=14

Run #	1	Front Tyre	Slick-Medium	Rear Tyre	Slick-Soft	Speed
			New Tyre		4 Laps at start	
1	1'53.303	31.980	15.008	28.369	22.752	291.4
2	1'46.280	41.680	14.905	27.771	21.924	290.7
3	1'34.412	31.116	14.064	27.494	21.738	311.4
4	1'34.085	31.019	14.048	27.356	21.662	306.7
5	1'33.779	30.856	13.851	27.523	21.549	309.8
6	1'34.439 *	31.129*	13.936	27.740*	21.634	311.4
7	1'34.495	31.175	14.060	27.416	21.844	308.3
8	1'55.686 P	40.940	15.921	27.817	31.008	272.6

Run #	2	Front Tyre	Slick-Medium	Rear Tyre	Slick-Soft	Speed
			8 Laps at start		12 Laps at start	
9	7'48.281	33.801	14.567	28.253	22.258	304.4
10	1'38.280	34.600	14.173	27.680	21.827	306.7
11	1'34.480	31.110	13.913	27.825	21.632	302.9
12	1'34.442	31.051	14.091	27.583	21.717	306.0
13	1'34.239	31.029	13.969	27.587	21.654	305.2
14	1'37.381 *	33.585*	14.327	27.651	21.818	306.7
15	1'34.766	31.077	13.983	27.833	21.873	303.7
16	1'46.931 P	34.191	14.443	27.843	30.454	300.0

Run #	3	Front Tyre	Slick-Medium	Rear Tyre	Slick-Soft	Speed
			New Tyre		New Tyre	
17	8'37.129 *	32.784	14.389	27.894*	22.112	306.7
18	1'42.780	38.284	14.182	28.392	21.922	304.4
19	1'35.991	30.723	13.831	29.677	21.760	312.2
20	1'32.796	30.413	13.785	27.068	21.530	305.2
21	1'47.104 P	35.089	14.057	27.449	30.509	306.0

Fastest Lap: Marco BEZZECCHI Mooney VR46 Racing ITA 1'32.063 30.242 13.624 26.931 21.266

These data/results cannot be reproduced, stored and/or transmitted in whole or in part by any manner of electronic, mechanical, photocopying, recording, broadcasting or otherwise now known or herein after developed without the previous express consent by the copyright owner, except for reproduction in daily press and regular printed publications on sale to the public within 60 days of the event related to those data/results and always provided that copyright symbol appears together as follows below.
 © DORNA, 2023



Practice Nr. 2

MotoGP

Lap	Lap Time	T1	T2	T3	T4	Speed	Lap	Lap Time	T1	T2	T3	T4	Speed	
Run # 4	Front Tyre Slick-Medium		Rear Tyre Slick-Soft				5	1'33.746	30.817	13.836	27.432	21.661	313.8	
5 Laps at start						New Tyre		6	1'33.396	30.751	13.819	27.364	21.462	311.4
22	7'53.646 *	30.992	14.209	27.578*	21.949	306.7	7	1'34.982	31.525	13.930	27.599	21.928	311.4	
23	1'45.862 *	39.121	14.866	30.089*	21.786	309.8	8	1'44.465 P	32.730	14.209	28.200*	29.326	304.4	
24	1'43.673 *	36.490*	14.347	31.024	21.812	303.7	Run # 2 Front Tyre Slick-Soft Rear Tyre Slick-Soft							
25	1'32.449	30.476	13.651	27.022	21.300	309.0	4 Laps at start			4 Laps at start				

9th **10** **Luca MARINI** DUCATI ITA
Mooney VR46 Racing Team

Runs=4 Total laps=28 Full laps=21 Valid laps=17

Run #	1	Front Tyre	Slick-Medium	Rear Tyre	Slick-Soft	Speed
5 Laps at start						5 Laps at start
1	2'01.896	30.305	14.927	28.532	22.569	302.2
2	1'35.003	31.240	14.076	27.751	21.936	309.8
3	1'34.503	30.918	13.950	27.777	21.858	311.4
4	1'34.573	31.123	13.989	27.451	22.010	311.4
5	1'34.101	30.943	14.019	27.417	21.722	309.0
6	1'34.094	30.761	14.301	27.418	21.614	303.7
7	1'34.956	31.503	13.959	27.613	21.881	309.0
8	1'33.736	30.704	13.908	27.455	21.669	309.8
9	1'46.009 P	30.783	14.262	30.398	30.566	307.5

Run #	2	Front Tyre	Slick-Hard	Rear Tyre	Slick-Medium	Speed
New Tyre						New Tyre
10	7'47.821	31.922	14.614	28.848	22.258	305.2
11	1'34.833 *	31.065	14.157	27.822*	21.789*	306.7
12	1'33.854	30.665	13.934	27.591	21.664	307.5
13	1'33.693	30.606	13.907	27.429	21.751	309.0
14	1'38.340 *	33.217*	14.576	28.293	22.254	308.3
15	1'34.192	30.837	14.062	27.519	21.774	306.7
16	1'34.049	30.424	13.831	27.936	21.858	309.0
17	1'33.552	30.569	13.829	27.510	21.644	307.5
18	1'33.411	30.584	13.892	27.383	21.552	307.5
19	2'00.507 P	42.256	15.887	30.643	31.721	286.6

Run #	3	Front Tyre	Slick-Soft	Rear Tyre	Slick-Soft	Speed
New Tyre						New Tyre
20	10'10.906	31.227	14.582	28.344	22.305	308.3
21	1'32.657	30.431	13.692	27.138	21.396	311.4
22	1'42.953	39.573	14.052	27.397	21.931	313.0
23	1'32.469	30.272	13.692	27.167	21.338	308.3
24	1'54.909 P	37.774	16.949*	30.010	30.176	294.2

Run #	4	Front Tyre	Slick-Soft	Rear Tyre	Slick-Soft	Speed
5 Laps at start						New Tyre
25	2'44.480	29.059	14.820	27.726	21.860	290.0
26	1'34.912 *	31.920*	14.083	27.315	21.594	311.4
27	1'33.168	30.142	13.670	27.095	22.261	310.6
28	1'32.622 *	30.317	13.653	27.112*	21.540	309.0

10th **73** **Alex MARQUEZ** DUCATI SPA
Gresini Racing MotoGP

Runs=4 Total laps=27 Full laps=20 Valid laps=17

Run #	1	Front Tyre	Slick-Hard	Rear Tyre	Slick-Medium	Speed
New Tyre						New Tyre
1	2'00.307	32.045	15.392	28.956	22.896	285.3
2	1'37.854	31.833	14.231	29.471	22.319	309.0
3	1'34.537	31.108	14.002	27.589	21.838	306.7
4	1'34.518	30.947	14.050	27.854	21.667	307.5

11th **5** **Johann ZARCO** DUCATI FRA
Prima Pramac Racing

Runs=6 Total laps=24 Full laps=13 Valid laps=11

Run #	1	Front Tyre	Slick-Hard	Rear Tyre	Slick-Medium	Speed
New Tyre						New Tyre
1	1'57.528	31.406	15.247	28.791	22.837	294.9
2	1'36.841	32.025	14.484	27.974	22.358	300.7
3	1'35.430	31.254	14.181	27.927	22.068	304.4
4	1'35.959	32.159	14.145	27.700	21.955	308.3
5	2'09.441 P	46.186	17.566	34.101	31.588	203.6

Run #	2	Front Tyre	Slick-Hard	Rear Tyre	Slick-Medium	Speed
5 Laps at start						5 Laps at start
6	6'02.213	31.444	14.708	29.498	22.273	301.4
7	1'35.558	31.435	14.213	27.826	22.084	299.2
8	1'43.535 P	31.374	14.172	27.761	30.228	304.4

Run #	3	Front Tyre	Slick-Medium	Rear Tyre	Slick-Medium	Speed
13 Laps at start						13 Laps at start
9	7'05.422	34.384	14.770	29.285	22.452	302.2
10	1'36.737	31.676	14.275	28.810	21.976	302.9
11	1'34.651 *	31.116	14.041	27.670*	21.824	303.7
12	1'34.053	30.997	13.965	27.475	21.616	302.9
13	1'42.121 P	30.929	14.115	27.879	29.198	300.0

Run #	4	Front Tyre	Slick-Soft	Rear Tyre	Slick-Soft	Speed
3 Laps at start						3 Laps at start
14	8'18.603	31.578	14.655	27.821	22.010	296.3

Fastest Lap: Marco BEZZECCHI Mooney VR46 Racing ITA **1'32.063** 30.242 13.624 26.931 21.266

These data/results cannot be reproduced, stored and/or transmitted in whole or in part by any manner of electronic, mechanical, photocopying, recording, broadcasting or otherwise now known or herein after developed without the previous express consent by the copyright owner, except for reproduction in daily press and regular printed publications on sale to the public within 60 days of the event related to those data/results and always provided that copyright symbol appears together as follows below.
© DORNA, 2023



Practice Nr. 2

MotoGP

Lap	Lap Time	T1	T2	T3	T4	Speed	Lap	Lap Time	T1	T2	T3	T4	Speed
15	1'35.116 *	31.644	14.163	27.483*	21.826	302.9	Run # 1	Front Tyre Slick-Hard	Rear Tyre Slick-Medium				
16	1'33.809	30.749	13.973	27.506	21.581	300.0		New Tyre	9 Laps at start				
17	1'33.595	30.747	13.879	27.290	21.679	302.9	1	1'58.927	32.476	15.430	29.004	22.774	285.9
18	1'33.330	30.818	13.760	27.205	21.547	306.7	2	1'36.382	31.930	14.517	27.880	22.055	304.4
19	1'44.646 P	31.904	14.206	28.902	29.634	304.4	3	1'35.023	31.296	14.207	27.560	21.960	306.7
Run # 5	Front Tyre Slick-Soft	Rear Tyre Slick-Soft	New Tyre		New Tyre		4	1'35.000	31.106	14.279	27.580	22.035	302.2
20	5'17.963	29.909	14.139	27.620	21.653	305.2	5	1'34.342	31.037	14.235	27.378	21.692	303.7
21	1'32.833	30.496	13.876	27.082	21.379	305.2	6	1'34.235	30.995	14.176	27.491	21.573	305.2
22	1'42.718 P	31.926	14.108	27.685	28.999	305.2	7	1'48.158 P	35.646*	14.647	27.993	29.872	302.2
Run # 6	Front Tyre Slick-Soft	Rear Tyre Slick-Soft	3 Laps at start		New Tyre		Run # 2	Front Tyre Slick-Hard	Rear Tyre Slick-Medium	7 Laps at start			16 Laps at start
23	2'31.219	29.098	14.049	27.848	21.598	309.0	8	6'00.792	31.468	14.601	28.143	22.477	302.2
24	1'32.669	30.286	13.783	27.101	21.499	306.0	9	1'35.117	31.351	14.275	27.548	21.943	305.2

12th 25 Raul FERNANDEZ APRILIA SPA
 CryptoDATA RNF MotoGP Team
 Runs=4 Total laps=26 Full laps=19 Valid laps=15

Run #	1	Front Tyre Slick-Hard	Rear Tyre Slick-Medium	New Tyre	New Tyre	
1	2'22.450 *	31.588	14.975	28.907	22.764*	289.3
2	1'35.617	31.543	14.294	27.816	21.964	301.4
3	1'34.836	31.145	14.100	27.705	21.886	303.7
4	1'38.396	33.184	14.421	28.584	22.207	300.0
5	1'34.725	31.163	14.043	27.695	21.824	302.2
6	1'50.784 P	35.670	14.288	29.424	31.402	302.9
Run # 2	Front Tyre Slick-Hard	Rear Tyre Slick-Soft	6 Laps at start		4 Laps at start	
7	7'00.198	31.440	14.438	28.027	22.180	297.0
8	1'34.242	31.036	13.987	27.393	21.826	303.7
9	1'35.963	32.015	13.991	27.845	22.112	300.0
10	1'41.568 *	30.820	15.647*	32.546	22.555	304.4
11	1'34.471	30.932	13.969	27.544	22.026	302.9
12	1'38.527	30.775	15.642	29.807	22.303	304.4
13	1'34.143	30.784	13.944	27.626	21.789	303.7
14	1'38.794 *	34.523*	14.468	27.787	22.016	302.2
15	1'34.442	31.020	14.123	27.435	21.864	300.7
16	1'34.108	30.823	13.993	27.481	21.811	302.9
17	1'49.858 P	35.343	14.646	29.220	30.649	289.3
Run # 3	Front Tyre Slick-Hard	Rear Tyre Slick-Soft	New Tyre		New Tyre	
18	8'58.480	31.840	14.579	28.027	22.144	295.6
19	1'34.181	31.059	14.000	27.427	21.695	304.4
20	1'33.788	30.701	13.791	27.629	21.667	306.7
21	1'33.681 *	30.663	14.045	27.369	21.604*	303.7
22	1'49.383 P	35.370	14.564	28.788	30.661	294.9
Run # 4	Front Tyre Slick-Soft	Rear Tyre Slick-Soft	New Tyre		New Tyre	
23	6'48.021 *	30.513	14.133	27.346*	21.624	303.7
24	1'32.996 *	30.667	13.768	27.106	21.455*	306.7
25	1'37.257	34.105	14.089	27.480	21.583	306.7
26	1'32.794	30.431	13.782	27.182	21.399	306.0

14th 30 Takaaki NAKAGAMI HONDA JPN
 LCR Honda IDEMITSU
 Runs=5 Total laps=27 Full laps=18 Valid laps=14

Run #	1	Front Tyre Slick-Medium	Rear Tyre Slick-Soft	New Tyre	3 Laps at start	
1	2'04.898	32.337	15.086	29.048	22.846	296.3
2	1'35.492	31.449	14.302	27.753	21.988	300.0
3	1'34.254 *	31.229	13.913	27.634	21.478*	306.0
4	1'40.647	36.432	14.508	27.997	21.710	294.9
5	1'34.892	30.940	14.075	27.790	22.087	305.2
6	1'34.967	31.706	14.088	27.609	21.564	303.7
7	1'33.755	30.923	13.957	27.436	21.439	304.4
8	1'43.030 P	32.152	14.287	27.925	28.666	303.7
Run # 2	Front Tyre Slick-Medium	Rear Tyre Slick-Soft	8 Laps at start		11 Laps at start	
9	5'49.237	30.111	14.622	28.250	22.078	297.8
10	1'36.417	32.485	14.210	27.843	21.879	302.9
11	1'33.945	30.960	13.907	27.554	21.524	304.4
12	1'33.624	30.792	13.829	27.423	21.580	302.9

13th 88 Miguel OLIVEIRA APRILIA POR
 CryptoDATA RNF MotoGP Team
 Runs=5 Total laps=25 Full laps=16 Valid laps=14

Fastest Lap: Marco BEZZECCHI Mooney VR46 Racing ITA **1'32.063** 30.242 13.624 26.931 21.266

These data/results cannot be reproduced, stored and/or transmitted in whole or in part by any manner of electronic, mechanical, photocopying, recording, broadcasting or otherwise now known or herein after developed without the previous express consent by the copyright owner, except for reproduction in daily press and regular printed publications on sale to the public within 60 days of the event related to those data/results and always provided that copyright symbol appears together as follows below.
 © DORNA, 2023



Practice Nr. 2

MotoGP

Lap	Lap Time	T1	T2	T3	T4	Speed	Lap	Lap Time	T1	T2	T3	T4	Speed					
13	1'34.362 *	30.760	13.872	27.526	22.204*	302.9	23	1'32.955	30.300	13.880	27.273	21.502	310.6					
14	1'44.978 P	33.635*	14.444	28.122	28.777	300.7	16th 21 Franco MORBIDELLI YAMAHA ITA Monster Energy Yamaha MotoGP Runs=5 Total laps=20 Full laps=11 Valid laps=9											
<i>Run #</i> 3	<i>Front Tyre</i>	Slick-Hard	<i>Rear Tyre</i>	Slick-Soft				<i>Run #</i> 1	<i>Front Tyre</i>	Slick-Hard	<i>Rear Tyre</i>	Slick-Soft						
		New Tyre		17 Laps at start						New Tyre		3 Laps at start						
15	6'58.321	30.816	14.571	28.116	21.913	297.8	1	1'54.385	32.503	15.337	28.597	22.661	282.0					
16	1'35.022	31.231	14.143	27.844	21.804	300.7	2	1'36.514 *	31.980*	14.404	27.843	22.287	301.4					
17	1'35.105 *	30.936	14.015	27.617	22.537*	301.4	3	1'34.596	31.017	14.133	27.526	21.920	301.4					
18	1'54.797 P	39.199*	15.201	29.104	31.293	288.6	4	1'34.286	30.918	14.074	27.475	21.819	301.4					
<i>Run #</i> 4	<i>Front Tyre</i>	Slick-Medium	<i>Rear Tyre</i>	Slick-Soft				5	1'34.236	30.923	14.062	27.474	21.777	300.7				
		New Tyre		New Tyre				6	1'38.915	34.128	14.908	27.814	22.065	288.0				
19	7'37.396	34.408	14.561	28.379	21.949	300.0	7	1'43.144	30.855	14.050	27.363	30.876	302.9					
20	1'33.907	31.035	13.919	27.432	21.521	304.4	8	1'51.413 P	30.878	16.041	32.988	31.506	302.2					
21	1'36.202	30.819	13.811	29.690	21.882	303.7	<i>Run #</i> 2	<i>Front Tyre</i>	Slick-Hard	<i>Rear Tyre</i>	Slick-Soft							
22	1'33.174	30.764	13.797	27.284	21.329	302.9			8 Laps at start		11 Laps at start							
23	1'45.577 P	33.574	14.699	28.398	28.906	291.4	9	7'23.089	32.147	14.678	28.047	22.353	298.5					
<i>Run #</i> 5	<i>Front Tyre</i>	Slick-Medium	<i>Rear Tyre</i>	Slick-Soft				10	1'34.880	30.989	14.230	27.690	21.971	302.2				
		5 Laps at start		New Tyre				11	1'34.389	30.882	14.091	27.605	21.811	301.4				
24	3'00.103	32.314	14.621	28.569	22.143	300.0	12	1'52.160 P	30.797	15.318	31.654	34.391	302.9					
25	1'39.716 *	33.758*	15.483	27.961	22.514	269.0	<i>Run #</i> 3	<i>Front Tyre</i>	Slick-Hard	<i>Rear Tyre</i>	Slick-Soft							
26	1'32.935	30.571	13.742	27.290	21.332	303.7			12 Laps at start		15 Laps at start							
27	1'33.537	30.601	13.732	27.113	22.091	302.9	13	11'00.641 P	41.892	29.728*	44.096	42.833	109.8					
15th 23 Enea BASTIANINI DUCATI ITA Ducati Lenovo Team Runs=4 Total laps=23 Full laps=16 Valid laps=13						<i>Run #</i> 4	<i>Front Tyre</i>	Slick-Soft	<i>Rear Tyre</i>	Slick-Soft								
<i>Run #</i> 1	<i>Front Tyre</i>	Slick-Hard	<i>Rear Tyre</i>	Slick-Medium						New Tyre		New Tyre						
		New Tyre		New Tyre				14	12'54.650	30.138	14.659	27.625	22.074	300.0				
1	2'15.611	33.054	15.086	28.841	22.840	300.7	15	1'33.609	30.534	14.070	27.258	21.747	302.9					
2	1'38.965	34.552	14.444	27.917	22.052	300.7	16	1'47.432 P	30.674	15.684	29.964	31.110	300.7					
3	1'34.923	31.087	14.378	27.674	21.784	306.0	<i>Run #</i> 5	<i>Front Tyre</i>	Slick-Soft	<i>Rear Tyre</i>	Slick-Soft							
4	1'37.928	30.968	16.318	28.684	21.958	309.0			3 Laps at start		New Tyre							
5	1'34.022	30.881	14.027	27.450	21.664	309.8	17	3'28.269	33.554	14.598	27.357	22.501	286.6					
6	1'34.076	30.812	14.146	27.464	21.654	310.6	18	1'43.264 *	35.010*	14.724	31.735	21.795	297.0					
7	1'41.937	30.899	16.117	32.170	22.751	308.3	19	1'33.106	30.326	13.945	27.133	21.702	302.9					
8	1'46.367 P	30.899	14.214	30.820	30.434	307.5	20	2'08.983 P	47.418	18.277	31.147	32.141	201.9					
<i>Run #</i> 2	<i>Front Tyre</i>	Slick-Hard	<i>Rear Tyre</i>	Slick-Medium				17th 37 Augusto FERNANDEZ KTM SPA GASGAS Factory Racing Tech3 Runs=5 Total laps=22 Full laps=13 Valid laps=13										
		8 Laps at start		8 Laps at start				<i>Run #</i> 1	<i>Front Tyre</i>	Slick-Soft	<i>Rear Tyre</i>	Slick-Soft						
9	9'58.761	31.838	14.308	27.964	22.050	306.0			9 Laps at start		4 Laps at start							
10	1'35.067	31.322	14.246	27.623	21.876	308.3	1	1'49.797	31.823	15.075	28.901	22.585	289.3					
11	1'34.130	30.781	14.070	27.510	21.769	309.8	2	1'36.170	31.372	14.302	28.454	22.042	302.9					
12	1'33.944	30.752	14.034	27.553	21.605	308.3	3	1'34.763	31.038	14.073	27.686	21.966	303.7					
13	1'41.699 *	32.170*	14.580	28.970	25.979	308.3	4	1'34.409	30.909	14.072	27.575	21.853	303.7					
14	1'35.715	31.333	14.069	28.279	22.034	307.5	5	1'34.593	30.976	14.039	27.510	22.068	302.9					
15	1'41.860 P	30.692	14.160	27.492	29.516	306.0	6	1'36.553	32.908	14.106	27.651	21.888	300.7					
<i>Run #</i> 3	<i>Front Tyre</i>	Slick-Hard	<i>Rear Tyre</i>	Slick-Soft				7	1'34.002	30.827	14.012	27.481	21.682	303.7				
		New Tyre		New Tyre				8	1'34.185	30.888	13.985	27.458	21.854	302.2				
16	12'47.586	32.267	14.650	28.544	22.441	298.5	9	1'44.749 P	33.151	15.011	27.886	28.701	286.6					
17	1'37.499 *	34.026	14.231	27.645*	21.597	307.5	<i>Run #</i> 2	<i>Front Tyre</i>	Slick-Soft	<i>Rear Tyre</i>	Slick-Soft							
18	1'33.087	30.333	13.980	27.282	21.492	306.0			18 Laps at start		13 Laps at start							
19	1'44.535 P	30.438	15.739	28.679	29.679	309.0	10	10'44.765	31.689	14.661	28.179	22.002	298.5					
<i>Run #</i> 4	<i>Front Tyre</i>	Slick-Hard	<i>Rear Tyre</i>	Slick-Soft				11	1'33.840	30.775	14.007	27.499	21.559	303.7				
		4 Laps at start		New Tyre				12	3'14.711 P	1'58.464	17.546	29.337	29.364	217.7				
20	5'11.670 *	32.223	16.328	29.484	22.558*	228.3	Fastest Lap: Marco BEZZECCHI Mooney VR46 Racing ITA 1'32.063 30.242 13.624 26.931 21.266											
21	1'51.579 *	32.341*	15.357	32.272	31.609	277.5	These data/results cannot be reproduced, stored and/or transmitted in whole or in part by any manner of electronic, mechanical, photocopying, recording, broadcasting or otherwise now known or herein after developed without the previous express consent by the copyright owner, except for reproduction in daily press and regular printed publications on sale to the public within 60 days of the event related to those data/results and always provided that copyright symbol appears together as follows below.											
22	1'33.047	30.527	13.924	27.166	21.430	311.4	© DORNA, 2023											

Fastest Lap: Marco BEZZECCHI Mooney VR46 Racing ITA 1'32.063 30.242 13.624 26.931 21.266

These data/results cannot be reproduced, stored and/or transmitted in whole or in part by any manner of electronic, mechanical, photocopying, recording, broadcasting or otherwise now known or herein after developed without the previous express consent by the copyright owner, except for reproduction in daily press and regular printed publications on sale to the public within 60 days of the event related to those data/results and always provided that copyright symbol appears together as follows below.
© DORNA, 2023

Official MotoGP Timing by TISSOT
www.motogp.com

Assen, Friday, June 23, 2023

Page 6 of 9



Practice Nr. 2

MotoGP

Lap	Lap Time	T1	T2	T3	T4	Speed	Lap	Lap Time	T1	T2	T3	T4	Speed	
19th 93 Marc MARQUEZ HONDA SPA Repsol Honda Team							Runs=5 Total laps=22 Full laps=13 Valid laps=12							
Run #	3	Front Tyre	Slick-Soft	Rear Tyre	Slick-Soft		Run #	1	Front Tyre	Slick-Hard	Rear Tyre	Slick-Soft		
		21 Laps at start			16 Laps at start					New Tyre		5 Laps at start		
13	8'09.982	33.239	14.551	28.391	22.166	299.2	1	1'54.704	31.801	15.060	28.963	22.389	298.5	
14	1'41.028	P 31.153	14.123	27.609	28.143	302.2	2	1'36.404	32.002	14.391	27.982	22.029	305.2	
Run #	4	Front Tyre	Slick-Soft	Rear Tyre	Slick-Soft		3	1'34.725	31.223	13.998	27.734	21.770	305.2	
		New Tyre			New Tyre			4	1'41.581	32.298	14.755	32.054	22.474	295.6
15	7'21.449	35.140	15.072	31.719	22.980	289.3	5	1'34.249	30.982	13.954	27.642	21.671	308.3	
16	1'34.559	31.126	13.989	27.573	21.871	303.7	6	1'34.788	31.023	14.250	27.950	21.565	309.8	
17	1'33.849	30.712	13.914	27.464	21.759	302.9	7	1'52.737	P 38.888	15.715	28.812	29.322	246.7	
18	1'35.087	30.729	14.036	28.255	22.067	300.7	Run #	2	Front Tyre	Slick-Hard	Rear Tyre	Slick-Soft		
19	1'33.631	30.677	13.956	27.333	21.665	305.2			7 Laps at start		12 Laps at start			
20	1'46.369	P 34.440*	14.948	28.451	28.530	289.3	8	6'54.899	* 32.394	14.805	30.117*	22.163	297.0	
Run #	5	Front Tyre	Slick-Soft	Rear Tyre	Slick-Soft		9	1'37.478	32.265	14.684	28.167	22.362	292.8	
		6 Laps at start			New Tyre			10	1'34.933	31.303	14.046	27.831	21.753	305.2
21	2'59.182	33.749	14.617	30.855	22.449	294.2	11	1'34.844	31.003	13.930	27.779	22.132	305.2	
22	1'33.180	30.542	13.796	27.135	21.707	304.4	12	1'34.640	31.006	13.968	27.917	21.749	303.7	
Run #	1	Front Tyre	Slick-Hard	Rear Tyre	Slick-Medium		13	1'49.596	P 35.619	14.614	29.098	30.265	300.0	
		New Tyre			New Tyre			Run #	3	Front Tyre	Slick-Soft	Rear Tyre	Slick-Medium	
1	1'51.080	32.269	15.042	28.756	22.633	302.2			5 Laps at start		New Tyre			
2	1'35.518	31.444	14.233	27.821	22.020	306.0	14	9'30.197	30.495	14.401	28.443	22.311	296.3	
3	1'34.446	31.084	14.109	27.564	21.689	305.2	15	1'34.405	31.009	14.002	27.585	21.809	300.0	
4	1'34.211	30.885	14.082	27.481	21.763	306.7	16	1'34.323	31.011	13.989	27.682	21.641	299.2	
5	1'34.505	31.098	14.045	27.523	21.839	306.0	17	1'41.830	P 30.873	14.033	27.766	29.158	301.4	
6	1'34.194	30.845	14.000	27.468	21.881	306.0	Run #	4	Front Tyre	Slick-Soft	Rear Tyre	Slick-Soft		
7	1'50.025	P 36.008	14.667	28.709	30.641	297.8			New Tyre		New Tyre			
Run #	2	Front Tyre	Slick-Hard	Rear Tyre	Slick-Medium		18	6'08.234	* 41.029	14.524	28.866	24.735*	301.4	
		7 Laps at start			7 Laps at start			19	1'40.465	* 32.040*	14.910	29.687	23.828	283.3
8	9'21.929	* 31.923	14.466	28.165	22.093*	300.7	20	1'33.485	30.689	13.755	27.403	21.638	306.0	
9	1'34.869	31.378	14.066	27.632	21.793	303.7	21	1'48.693	P 34.890	15.410	28.878	29.515	277.5	
10	1'34.400	30.996	14.011	27.628	21.765	300.0	Run #	5	Front Tyre	Slick-Soft	Rear Tyre	Slick-Soft		
11	1'34.348	30.863	14.096	27.572	21.817	304.4			4 Laps at start		New Tyre			
12	1'34.004	30.789	14.017	27.522	21.676	303.7	22	3'42.859	* 34.266	14.047	27.330	21.440*	302.2	
13	1'51.688	P 35.379*	14.709	30.232	31.368	298.5	Run #	1	Front Tyre	Slick-Hard	Rear Tyre	Slick-Medium		
Run #	3	Front Tyre	Slick-Hard	Rear Tyre	Slick-Soft				New Tyre		New Tyre			
		13 Laps at start			5 Laps at start			1	2'19.129	38.755	15.172	29.250	22.885	300.7
14	6'32.944	31.873	14.535	28.397	22.695	299.2	2	1'40.666	* 36.367	14.270	27.953*	22.076	304.4	
15	1'34.404	* 31.051	14.094	27.498*	21.761	301.4	3	1'35.297	31.332	14.191	27.789	21.985	302.9	
16	1'33.949	30.901	13.943	27.459	21.646	302.2	4	1'39.391	34.414	14.818	28.128	22.031	290.0	
17	1'45.517	P 30.846	13.989	28.801	31.881	302.2	5	1'34.818	31.317	14.036	27.561	21.904	306.7	
Run #	4	Front Tyre	Slick-Soft	Rear Tyre	Slick-Soft		6	1'41.013	31.537	14.267	32.202	23.007	302.2	
		New Tyre			New Tyre			7	1'35.156	31.339	14.178	27.585	22.054	302.2
18	6'50.430	* 33.829	14.639	28.711*	22.135	305.2	8	1'50.388	P 34.700	15.013	29.701	30.974	296.3	
19	1'33.714	30.757	13.899	27.468	21.590	306.0	Run #	2	Front Tyre	Slick-Hard	Rear Tyre	Slick-Medium		
20	1'33.304	30.546	13.934	27.300	21.524	304.4			8 Laps at start		8 Laps at start			
21	1'49.341	P 35.266	14.440	28.039	31.596	297.8	9	7'29.454	35.364	15.094	29.096	22.374	300.0	
Run #	5	Front Tyre	Slick-Soft	Rear Tyre	Slick-Soft		10	1'34.884	31.397	14.086	27.580	21.821	300.7	
		4 Laps at start			New Tyre			11	1'37.177	* 31.014	15.215*	28.833	22.115	300.7
22	5'13.274	* 31.488	14.567	32.026	22.119*	300.7	12	1'34.589	31.055	14.064	27.456	22.014	302.9	
23	1'43.052	* 32.381*	14.618	33.794	22.259	298.5								
24	1'33.377	30.760	13.892	27.186	21.539	304.4								

Fastest Lap: Marco BEZZECCHI Mooney VR46 Racing ITA **1'32.063** 30.242 13.624 26.931 21.266

These data/results cannot be reproduced, stored and/or transmitted in whole or in part by any manner of electronic, mechanical, photocopying, recording, broadcasting or otherwise now known or herein after developed without the previous express consent by the copyright owner, except for reproduction in daily press and regular printed publications on sale to the public within 60 days of the event related to those data/results and always provided that copyright symbol appears together as follows below.
© DORNA, 2023

Official MotoGP Timing by TISSOT
www.motogp.com

Assen, Friday, June 23, 2023

Page 7 of 9



Practice Nr. 2

MotoGP

Lap	Lap Time	T1	T2	T3	T4	Speed	Lap	Lap Time	T1	T2	T3	T4	Speed		
13	1'40.983	32.675	14.610	31.751	21.947	302.2	22nd	27	Iker LECUONA				HONDA	SPA	
14	1'37.708 *	31.194*	15.282	28.971	22.261	298.5			Repsol Honda Team						
15	1'37.466	31.201	15.500	28.696	22.069	302.2			Runs=5 Total laps=25 Full laps=16 Valid laps=15						
16	1'34.603	30.993	14.251	27.524	21.835	295.6			Run #	1	Front Tyre	Slick-Medium	Rear Tyre	Slick-Medium	
17	1'48.622 P	32.759	14.646	30.744	30.473	295.6			5 Laps at start				New Tyre		
Run #	3	Front Tyre	Slick-Hard	Rear Tyre	Slick-Soft				1	2'02.388	32.264	14.805	28.615	22.710	297.8
		New Tyre		New Tyre					2	1'36.186	31.582	14.198	28.038	22.368	300.7
18	8'24.609	56.193	14.597	28.703	24.360	296.3			3	1'37.082	31.461	14.309	29.305	22.007	296.3
19	1'33.582	30.807	13.858	27.214	21.703	303.7			4	1'35.133	31.357	14.063	27.791	21.922	300.7
20	1'44.967	38.005	14.568	28.613	23.781	300.7			5	1'35.159	31.291	14.069	27.841	21.958	300.0
21	1'44.722 P	30.963	14.365	29.163	30.231	300.7			6	1'34.891	31.201	14.050	27.725	21.915	300.7
Run #	4	Front Tyre	Slick-Hard	Rear Tyre	Slick-Soft				7	1'37.940	33.795	14.137	27.905	22.103	300.0
		4 Laps at start				New Tyre			8	1'45.611 P	32.964	14.419	28.219	30.009	301.4
22	8'22.282	33.489	14.593	33.743	22.166	300.7			Run #	2	Front Tyre	Slick-Hard	Rear Tyre	Slick-Soft	
23	1'49.569 *	37.275*	19.703	28.234	24.357	229.6			New Tyre				5 Laps at start		
24	1'36.704	30.847	13.868	29.905	22.084	308.3			9	5'20.326	32.002	14.483	28.530	22.377	298.5
25	1'33.495	30.657	13.931	27.218	21.689	306.7			10	1'36.056	31.526	14.441	28.009	22.080	299.2
21st	6	Stefan BRADL				HONDA	GER								
		LCR Honda CASTROL													
		Runs=5 Total laps=24 Full laps=15 Valid laps=14													
		Run #	1	Front Tyre	Slick-Hard	Rear Tyre	Slick-Medium								
				New Tyre		New Tyre									
		1	1'59.878	32.029	15.203	29.129	22.957	285.3							
		2	1'36.175	31.928	14.291	27.941	22.015	302.9							
		3	1'35.255	31.289	14.184	27.899	21.883	303.7							
		4	1'34.897	31.359	14.082	27.596	21.860	306.0							
		5	1'35.061	31.291	13.966	27.720	22.084	302.9							
		6	1'37.109	31.194	15.461	28.393	22.061	305.2							
		7	1'49.119 P	34.233	17.543	28.022	29.321	212.1							
		Run #	2	Front Tyre	Slick-Hard	Rear Tyre	Slick-Medium								
				7 Laps at start											
		8	7'47.920	33.041	14.745	29.001	25.934	297.0							
		9	1'35.201	31.451	14.000	27.885	21.865	303.7							
		10	1'34.712	31.102	13.955	27.688	21.967	300.7							
11	1'34.808	31.148	13.976	27.734	21.950	300.7									
12	1'46.702	39.081	14.185	31.472	21.964	301.4									
13	1'48.295 P	34.321	14.366	29.228	30.380	297.8									
Run #	3	Front Tyre	Slick-Hard	Rear Tyre	Slick-Medium										
		13 Laps at start													
14	9'25.435	36.055	14.941	30.170	22.421	301.4									
15	1'36.689	32.017	14.467	28.142	22.063	303.7									
16	1'49.788 P	31.144	16.138	31.307	31.199	300.0									
Run #	4	Front Tyre	Slick-Medium	Rear Tyre	Slick-Soft										
		New Tyre		New Tyre											
17	6'57.030	32.356	14.568	29.875	22.285	297.8									
18	1'34.762	31.037	14.033	27.742	21.950	300.7									
19	1'34.033	30.880	13.924	27.584	21.645	300.7									
20	1'45.154 P	32.749	14.674	28.255	29.476	291.4									
Run #	5	Front Tyre	Slick-Medium	Rear Tyre	Slick-Soft										
		4 Laps at start				New Tyre									
21	3'41.566	37.436	17.133	29.245	22.456	204.3									
22	1'52.134 *	32.118*	15.908	32.411	31.697	240.9									
23	1'33.856	30.989	13.861	27.433	21.573	306.7									
24	1'33.501	30.714	13.867	27.355	21.565	302.2									
23rd	94	Jonas FOLGER				KTM	GER								
		GASGAS Factory Racing Tech3													
		Runs=4 Total laps=24 Full laps=17 Valid laps=15													
		Run #	1	Front Tyre	Slick-Medium	Rear Tyre	Slick-Soft								
				5 Laps at start				5 Laps at start							
		1	1'58.039	32.336	15.170	32.733	24.496	296.3							
		2	1'36.794	32.093	14.364	28.178	22.159	302.2							
		3	1'44.001	38.401	14.532	28.479	22.589	302.2							
		4	1'35.662 *	31.437	14.216	27.749	22.260*	300.7							
		5	1'35.601	31.403	14.148	27.913	22.137	301.4							
		6	1'48.495	35.975	14.572	35.428	22.520	297.0							
		7	1'46.848 P	31.414	14.459	30.579	30.396	297.0							
		Run #	2	Front Tyre	Slick-Medium	Rear Tyre	Slick-Soft								
				12 Laps at start				12 Laps at start							
		8	8'16.793	32.353	14.672	31.809	26.653	296.3							
		9	1'36.111	31.825	14.214	27.844	22.228	302.2							

Fastest Lap: Marco BEZZECCHI Mooney VR46 Racing ITA **1'32.063** 30.242 13.624 26.931 21.266

These data/results cannot be reproduced, stored and/or transmitted in whole or in part by any manner of electronic, mechanical, photocopying, recording, broadcasting or otherwise now known or herein after developed without the previous express consent by the copyright owner, except for reproduction in daily press and regular printed publications on sale to the public within 60 days of the event related to those data/results and always provided that copyright symbol appears together as follows below.
© DORNA, 2023



Practice Nr. 2

MotoGP

Lap	Lap Time	T1	T2	T3	T4	Speed	Lap	Lap Time	T1	T2	T3	T4	Speed
10	1'34.993	31.119	14.028	27.745	22.101	302.9							
11	1'51.083	38.952	18.665	31.447	22.019	158.5							
12	1'34.849	31.060	14.071	27.726	21.992	302.2							
13	1'47.310	39.021	14.838	29.921	23.530	302.2							
14	1'35.044	31.102	14.181	27.745	22.016	300.7							
15	1'52.748 P	35.890	14.393	32.913	29.552	293.5							
<i>Run #</i>	<i>3</i>	<i>Front Tyre Slick-Medium</i>		<i>Rear Tyre Slick-Soft</i>									
		<i>New Tyre</i>		<i>New Tyre</i>									
16	11'39.874	32.363	15.106	29.858	23.258	290.0							
17	1'36.495	31.760	14.433	28.060	22.242	296.3							
18	1'34.696	31.059	14.038	27.606	21.993	300.0							
19	1'34.571	30.992	14.069	27.604	21.906	302.2							
20	1'50.784 P	37.548	14.736	28.885	29.615	293.5							
<i>Run #</i>	<i>4</i>	<i>Front Tyre Slick-Medium</i>		<i>Rear Tyre Slick-Soft</i>									
		<i>5 Laps at start</i>		<i>New Tyre</i>									
21	5'42.094	36.293	14.946	30.206	22.344	288.6							
22	1'34.400	30.988	14.049	27.417	21.946	303.7							
23	1'38.688	34.482	14.218	27.876	22.112	298.5							
24	1'34.338 *	30.931	13.967	27.486	21.954*	298.5							

Fastest Lap: Marco BEZZECCHI Mooney VR46 Racing ITA **1'32.063** 30.242 13.624 26.931 21.266

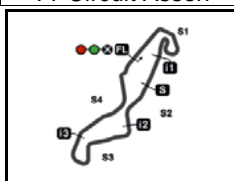
These data/results cannot be reproduced, stored and/or transmitted in whole or in part by any manner of electronic, mechanical, photocopying, recording, broadcasting or otherwise now known or herein after developed without the previous express consent by the copyright owner, except for reproduction in daily press and regular printed publications on sale to the public within 60 days of the event related to those data/results and always provided that copyright symbol appears together as follows below.
© DORNA, 2023

Official MotoGP Timing by **TISSOT**
www.motogp.com

Assen, Friday, June 23, 2023

Page 9 of 9





4542 m.

MOTUL TT ASSEN

Practice Nr. 2

Best Partial Times

MotoGP™

IT Ideal Lap Time, sum of the best partial times

BT Best Lap Time

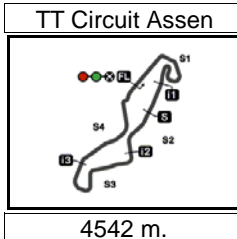
T1		T2		T3		T4				IT		BT	
Pos	Rider	Time	Rider	Time	Rider	Time	Rider	Time	Pos	Rider	IT	BT	
1	L.MARINI	30.142	F.BAGNAIA	13.594	F.QUARTARARO	26.867	J.MARTIN	21.141	1	M.BEZZECCHI	1'32.063	1'32.063	(1)
2	M.BEZZECCHI	30.242	M.BEZZECCHI	13.624	M.OLIVEIRA	26.928	F.QUARTARARO	21.248	2	J.MARTIN	1'32.102	1'32.193	(2)
3	M.VIÑALES	30.245	J.MARTIN	13.649	J.MILLER	26.931	F.BAGNAIA	21.253	3	F.BAGNAIA	1'32.140	1'32.263	(4)
4	J.MARTIN	30.252	B.BINDER	13.651	M.BEZZECCHI	26.931	M.BEZZECCHI	21.266	4	F.QUARTARAR	1'32.190	1'32.341	(6)
5	J.MILLER	30.267	L.MARINI	13.653	F.BAGNAIA	26.981	M.VIÑALES	21.286	5	J.MILLER	1'32.218	1'32.218	(3)
6	A.ESPARGARO	30.285	M.VIÑALES	13.657	B.BINDER	27.022	B.BINDER	21.300	6	L.MARINI	1'32.228	1'32.469	(9)
7	J.ZARCO	30.286	J.MILLER	13.700	A.ESPARGARO	27.030	A.MARQUEZ	21.301	7	M.VIÑALES	1'32.249	1'32.308	(5)
8	F.QUARTARARO	30.286	T.NAKAGAMI	13.732	J.MARTIN	27.060	A.ESPARGARO	21.307	8	A.ESPARGAR	1'32.365	1'32.408	(7)
9	E.BASTIANINI	30.300	A.MARQUEZ	13.738	M.VIÑALES	27.061	J.MILLER	21.320	9	B.BINDER	1'32.386	1'32.449	(8)
10	F.BAGNAIA	30.312	A.ESPARGARO	13.743	J.ZARCO	27.082	T.NAKAGAMI	21.329	10	J.ZARCO	1'32.507	1'32.669	(11)
11	F.MORBIDELLI	30.326	M.MARQUEZ	13.755	L.MARINI	27.095	L.MARINI	21.338	11	A.MARQUEZ	1'32.571	1'32.581	(10)
12	B.BINDER	30.413	J.ZARCO	13.760	A.MARQUEZ	27.102	J.ZARCO	21.379	12	R.FERNANDEZ	1'32.704	1'32.794	(12)
13	A.MARQUEZ	30.430	R.FERNANDEZ	13.768	R.FERNANDEZ	27.106	R.FERNANDEZ	21.399	13	T.NAKAGAMI	1'32.745	1'32.935	(14)
14	R.FERNANDEZ	30.431	F.QUARTARARO	13.789	T.NAKAGAMI	27.113	E.BASTIANINI	21.430	14	E.BASTIANINI	1'32.776	1'32.955	(15)
15	M.OLIVEIRA	30.502	A.FERNANDEZ	13.796	F.MORBIDELLI	27.133	M.OLIVEIRA	21.474	15	M.OLIVEIRA	1'32.801	1'32.801	(13)
16	A.FERNANDEZ	30.542	L.SAVADORI	13.858	A.FERNANDEZ	27.135	F.DI GIANNANTO	21.524	16	A.FERNANDEZ	1'33.032	1'33.180	(17)
17	F.DI GIANNANTO	30.546	S.BRADL	13.861	E.BASTIANINI	27.166	A.FERNANDEZ	21.559	17	F.MORBIDELLI	1'33.106	1'33.106	(16)
18	T.NAKAGAMI	30.571	E.BASTIANINI	13.880	F.DI GIANNANTO	27.186	S.BRADL	21.565	18	F.DI GIANNAN	1'33.148	1'33.304	(18)
19	L.SAVADORI	30.657	F.DI GIANNANTO	13.892	L.SAVADORI	27.214	M.MARQUEZ	21.565	19	M.MARQUEZ	1'33.339	1'33.485	(19)
20	M.MARQUEZ	30.689	M.OLIVEIRA	13.897	I.LECUONA	27.250	I.LECUONA	21.655	20	L.SAVADORI	1'33.418	1'33.495	(20)
21	S.BRADL	30.714	I.LECUONA	13.901	M.MARQUEZ	27.330	L.SAVADORI	21.689	21	S.BRADL	1'33.495	1'33.501	(21)
22	I.LECUONA	30.782	F.MORBIDELLI	13.945	S.BRADL	27.355	F.MORBIDELLI	21.702	22	I.LECUONA	1'33.588	1'33.720	(22)
23	J.FOLGER	30.931	J.FOLGER	13.967	J.FOLGER	27.417	J.FOLGER	21.906	23	J.FOLGER	1'34.221	1'34.400	(23)

These data/results cannot be reproduced, stored and/or transmitted in whole or in part by any manner of electronic, mechanical, photocopying, recording, broadcasting or otherwise now known or herein after developed without the previous express consent by the copyright owner, except for reproduction in daily press and regular printed publications on sale to the public within 60 days of the event related to those data/results and always provided that copyright symbol appears together as follows below.

© DORNA, 2023

Official MotoGP Timing by **TISSOT**
www.motogp.com





4542 m.

MOTUL TT ASSEN

Practice Nr. 2

Fastest Laps Sequence

Practice Time	 Rider	Nation	Motorcycle	Time	Km/h	Rider's Lap
3'24.030	43 Jack MILLER	AUS	KTM	1'35.692	170.8	2
3'25.394	72 Marco BEZZECCHI	ITA	DUCATI	1'35.177	171.7	2
3'36.899	10 Luca MARINI	ITA	DUCATI	1'35.003	172.1	2
5'00.730	37 Augusto FERNANDEZ	SPA	KTM	1'34.763	172.5	3
5'01.044	49 Fabio DI GIANNANTONI	ITA	DUCATI	1'34.446	173.1	3
5'13.995	33 Brad BINDER	RSA	KTM	1'34.412	173.1	3
5'32.988	1 Francesco BAGNAIA	ITA	DUCATI	1'34.242	173.5	3
6'04.447	20 Fabio QUARTARARO	FRA	YAMAHA	1'34.191	173.5	3
6'46.874	89 Jorge MARTIN	SPA	DUCATI	1'33.869	174.1	4
7'38.123	20 Fabio QUARTARARO	FRA	YAMAHA	1'33.676	174.5	4
8'40.456	72 Marco BEZZECCHI	ITA	DUCATI	1'33.558	174.7	5
9'54.358	73 Alex MARQUEZ	SPA	DUCATI	1'33.396	175.0	6
13'52.067	20 Fabio QUARTARARO	FRA	YAMAHA	1'33.282	175.2	8
26'49.307	12 Maverick VIÑALES	SPA	APRILIA	1'33.198	175.4	13
31'29.193	12 Maverick VIÑALES	SPA	APRILIA	1'33.139	175.5	16
33'02.153	12 Maverick VIÑALES	SPA	APRILIA	1'32.960	175.8	17
41'26.655	41 Aleix ESPARGARO	SPA	APRILIA	1'32.741	176.3	16
46'48.085	12 Maverick VIÑALES	SPA	APRILIA	1'32.374	177.0	20
47'53.274	89 Jorge MARTIN	SPA	DUCATI	1'32.332	177.0	22
51'02.632	72 Marco BEZZECCHI	ITA	DUCATI	1'32.254	177.2	24
59'40.288	72 Marco BEZZECCHI	ITA	DUCATI	1'32.063	177.6	28

These data/results cannot be reproduced, stored and/or transmitted in whole or in part by any manner of electronic, mechanical, photocopying, recording, broadcasting or otherwise now known or herein after developed without the previous express consent by the copyright owner, except for reproduction in daily press and regular printed publications on sale to the public within 60 days of the event related to those data/results and always provided that copyright symbol appears together as follows below.

© DORNA, 2023

Official MotoGP Timing by TISSOT
www.motogp.com

Assen, Friday, June 23, 2023

