



4542 m.

## MOTUL TT ASSEN

## Practice Nr. 1

## Classification

3

	Rider	Nation	Team	Motorcycle	Time	Lap	Total	Gap	Top Speed
1	72 <b>Marco BEZZECCHI</b>	ITA	Mooney VR46 Racing Team	DUCATI	<b>1'32.246</b>	19	20		<b>313.0</b>
2	12 <b>Maverick VIÑALES</b>	SPA	Aprilia Racing	APRILIA	<b>1'32.560</b>	19	20	0.314 0.314	<b>310.6</b>
3	73 <b>Alex MARQUEZ</b>	SPA	Gresini Racing MotoGP	DUCATI	<b>1'32.614</b>	19	20	0.368 0.054	<b>309.0</b>
4	5 <b>Johann ZARCO</b>	FRA	Prima Pramac Racing	DUCATI	<b>1'32.762</b>	16	16	0.516 0.148	<b>306.7</b>
5	20 <b>Fabio QUARTARARO</b>	FRA	Monster Energy Yamaha MotoGP	YAMAHA	<b>1'32.804</b>	18	18	0.558 0.042	<b>305.2</b>
6	10 <b>Luca MARINI</b>	ITA	Mooney VR46 Racing Team	DUCATI	<b>1'32.881</b>	19	19	0.635 0.077	<b>311.4</b>
7	30 <b>Takaaki NAKAGAMI</b>	JPN	LCR Honda IDEMITSU	HONDA	<b>1'32.981</b>	20	20	0.735 0.100	<b>306.7</b>
8	89 <b>Jorge MARTIN</b>	SPA	Prima Pramac Racing	DUCATI	<b>1'33.067</b>	17	20	0.821 0.086	<b>309.8</b>
9	43 <b>Jack MILLER</b>	AUS	Red Bull KTM Factory Racing	KTM	<b>1'33.087</b>	20	20	0.841 0.020	<b>307.5</b>
10	41 <b>Aleix ESPARGARO</b>	SPA	Aprilia Racing	APRILIA	<b>1'33.421</b>	19	19	1.175 0.334	<b>306.7</b>
11	33 <b>Brad BINDER</b>	RSA	Red Bull KTM Factory Racing	KTM	<b>1'33.486</b>	18	19	1.240 0.065	<b>309.8</b>
12	1 <b>Francesco BAGNAIA</b>	ITA	Ducati Lenovo Team	DUCATI	<b>1'33.498</b>	14	17	1.252 0.012	<b>309.8</b>
13	37 <b>Augusto FERNANDEZ</b>	SPA	GASGAS Factory Racing Tech3	KTM	<b>1'33.588</b>	17	18	1.342 0.090	<b>303.7</b>
14	49 <b>Fabio DI GIANNANTONIO</b>	ITA	Gresini Racing MotoGP	DUCATI	<b>1'33.633</b>	16	18	1.387 0.045	<b>307.5</b>
15	88 <b>Miguel OLIVEIRA</b>	POR	CryptoDATA RNF MotoGP Team	APRILIA	<b>1'33.673</b>	6	18	1.427 0.040	<b>306.0</b>
16	21 <b>Franco MORBIDELLI</b>	ITA	Monster Energy Yamaha MotoGP	YAMAHA	<b>1'33.893</b>	14	18	1.647 0.220	<b>302.9</b>
17	23 <b>Enea BASTIANINI</b>	ITA	Ducati Lenovo Team	DUCATI	<b>1'33.902</b>	7	15	1.656 0.009	<b>310.6</b>
18	25 <b>Raul FERNANDEZ</b>	SPA	CryptoDATA RNF MotoGP Team	APRILIA	<b>1'33.941</b>	17	18	1.695 0.039	<b>306.0</b>
19	6 <b>Stefan BRADL</b>	GER	LCR Honda CASTROL	HONDA	<b>1'33.989</b>	14	20	1.743 0.048	<b>305.2</b>
20	32 <b>Lorenzo SAVADORI</b>	ITA	Aprilia Racing	APRILIA	<b>1'34.055</b>	19	20	1.809 0.066	<b>309.8</b>
21	93 <b>Marc MARQUEZ</b>	SPA	Repsol Honda Team	HONDA	<b>1'34.111</b>	17	19	1.865 0.056	<b>306.0</b>
22	27 <b>Iker LECUONA</b>	SPA	Repsol Honda Team	HONDA	<b>1'34.363</b>	21	21	2.117 0.252	<b>303.7</b>
23	94 <b>Jonas FOLGER</b>	GER	GASGAS Factory Racing Tech3	KTM	<b>1'34.741</b>	15	16	2.495 0.378	<b>306.0</b>

Practice condition: Dry

Air: 25°

Humidity: 56%

Ground: 34°

<b>Fastest Lap:</b>	Lap: 19	<b>Marco BEZZECCHI</b>	<b>1'32.246</b>	177.2 Km/h
<b>Best Race Lap:</b>	2022	<b>Aleix ESPARGARO</b>	<b>1'32.500</b>	176.7 Km/h
<b>All Time Lap Record:</b>	2022	<b>Francesco BAGNAIA</b>	<b>1'31.504</b>	178.6 Km/h

The results are provisional until the end of the limit for protest and appeals.

Time limit for protest expires 30' after publication of the results - ..... Time: .....

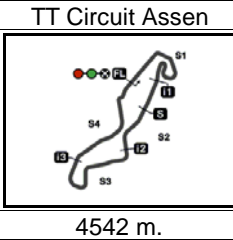
These data/results cannot be reproduced, stored and/or transmitted in whole or in part by any manner of electronic, mechanical, photocopying, recording, broadcasting or otherwise now known or herein after developed without the previous express consent by the copyright owner, except for reproduction in daily press and regular printed publications on sale to the public within 60 days of the event related to those data/results and always provided that copyright symbol appears together as follows below.

© DORNA, 2023

Official MotoGP Timing by TISSOT  
www.motogp.com

Assen, Friday, June 23, 2023





## MOTUL TT ASSEN

### Practice Nr. 1

### Top Speed & Average

4



Rider	Nation	Motorcycle	Top 5 speeds					Average	Top
72 <b>Marco BEZZECCHI</b>	ITA	DUCATI	313.0	312.2	311.4	310.6	310.6	311.6	<b>313.0</b>
10 <b>Luca MARINI</b>	ITA	DUCATI	311.4	310.6	309.8	309.8	309.0	309.7	<b>311.4</b>
12 <b>Maverick VIÑALES</b>	SPA	APRILIA	310.6	309.0	308.3	308.3	308.3	308.9	<b>310.6</b>
23 <b>Enea BASTIANINI</b>	ITA	DUCATI	310.6	310.6	310.6	309.8	309.0	310.1	<b>310.6</b>
1 <b>Francesco BAGNAIA</b>	ITA	DUCATI	309.8	308.3	308.3	307.5	307.5	308.0	<b>309.8</b>
32 <b>Lorenzo SAVADORI</b>	ITA	APRILIA	309.8	309.0	309.0	307.5	306.7	308.4	<b>309.8</b>
33 <b>Brad BINDER</b>	RSA	KTM	309.8	309.0	309.0	308.3	308.3	308.9	<b>309.8</b>
89 <b>Jorge MARTIN</b>	SPA	DUCATI	309.8	309.8	309.8	308.3	308.3	309.2	<b>309.8</b>
73 <b>Alex MARQUEZ</b>	SPA	DUCATI	309.0	307.5	307.5	307.5	306.7	307.3	<b>309.0</b>
43 <b>Jack MILLER</b>	AUS	KTM	307.5	306.7	306.0	306.0	305.2	306.0	<b>307.5</b>
49 <b>Fabio DI GIANNANTONIO</b>	ITA	DUCATI	307.5	306.0	305.2	305.2	304.4	305.2	<b>307.5</b>
5 <b>Johann ZARCO</b>	FRA	DUCATI	306.7	306.7	306.7	305.2	305.2	306.0	<b>306.7</b>
30 <b>Takaaki NAKAGAMI</b>	JPN	HONDA	306.7	306.7	305.2	305.2	304.4	305.6	<b>306.7</b>
41 <b>Aleix ESPARGARO</b>	SPA	APRILIA	306.7	306.0	306.0	306.0	306.0	306.1	<b>306.7</b>
25 <b>Raul FERNANDEZ</b>	SPA	APRILIA	306.0	306.0	305.2	305.2	304.4	305.4	<b>306.0</b>
88 <b>Miguel OLIVEIRA</b>	POR	APRILIA	306.0	306.0	305.2	305.2	304.4	305.0	<b>306.0</b>
93 <b>Marc MARQUEZ</b>	SPA	HONDA	306.0	306.0	305.2	304.4	303.7	305.1	<b>306.0</b>
94 <b>Jonas FOLGER</b>	GER	KTM	306.0	306.0	304.4	304.4	301.4	303.9	<b>306.0</b>
6 <b>Stefan BRADL</b>	GER	HONDA	305.2	304.4	303.7	303.7	302.9	303.7	<b>305.2</b>
20 <b>Fabio QUARTARARO</b>	FRA	YAMAHA	305.2	304.4	304.4	304.4	303.7	304.4	<b>305.2</b>
27 <b>Iker LECUONA</b>	SPA	HONDA	303.7	302.9	302.9	301.4	300.7	301.7	<b>303.7</b>
37 <b>Augusto FERNANDEZ</b>	SPA	KTM	303.7	302.9	302.9	302.2	302.2	302.8	<b>303.7</b>
21 <b>Franco MORBIDELLI</b>	ITA	YAMAHA	302.9	302.9	302.9	302.2	302.2	302.6	<b>302.9</b>

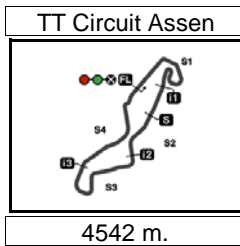
These data/results cannot be reproduced, stored and/or transmitted in whole or in part by any manner of electronic, mechanical, photocopying, recording, broadcasting or otherwise now known or herein after developed without the previous express consent by the copyright owner, except for reproduction in daily press and regular printed publications on sale to the public within 60 days of the event related to those data/results and always provided that copyright symbol appears together as follows below.

© DORNA, 2023

Official MotoGP Timing by TISSOT  
www.motogp.com



Assen, Friday, June 23, 2023



MOTUL TT ASSEN

Practice Nr. 1

Chronological Analysis of Performances

5

\* Lap / Sector time cancelled      T1 Time from finish line to 1st intermediate      T3 Time from 2nd intermed. to 3rd intermed.  
P Crossing the finish line in pit lane      T2 Time from 1st intermed. to 2nd intermed.      T4 Time from 3rd intermediate to finish line  
\*\*Tyre data subject to further updates

Lap	Lap Time	T1	T2	T3	T4	Speed	Lap	Lap Time	T1	T2	T3	T4	Speed	
<b>1st</b>	<b>72</b>	<b>Marco BEZZECCHI</b> DUCATI ITA Mooney VR46 Racing Team Runs=3 Total laps=20 Full laps=15 Valid laps=10						9	7'37.206	30.588	14.496	28.013	21.906	300.0
							10	<b>1'34.020</b>	30.931	13.983	27.497	21.609	305.2	
							11	<b>1'34.920</b>	31.714	13.958	27.623	21.625	306.0	
							12	<b>1'33.451</b>	30.787	13.762	27.399	21.503	306.7	
							13	1'34.401 *	30.703	13.757	28.115*	21.826	306.0	
							14	<b>1'33.117</b>	30.701	13.790	27.289	21.337	303.7	
							15	1'44.410 P	30.717	13.782	29.360	30.551	307.5	
							<b>Run # 3</b>							
							16	9'19.199	30.111	14.162	27.684	21.458	302.2	
							17	<b>1'32.870</b>	30.351	13.715	27.114	21.690	306.7	
							18	<b>1'32.994</b>	30.518	13.672	27.194	21.610	303.7	
							19	<b>1'32.560</b>	30.528	13.673	27.146	21.213	308.3	
							20	<b>1'39.892</b>	31.977	14.792	30.650	22.473	308.3	
							<b>Run # 2</b>							
							9	9'12.611	30.910	14.436	28.564	21.993	306.7	
							10	1'33.711 *	30.763	13.924	27.491	21.533*	309.0	
							11	1'33.295 *	30.720	13.777	27.256*	21.542	309.8	
							12	1'32.973 *	30.520	13.719	27.277*	21.457	308.3	
							13	<b>1'32.725</b>	30.546	13.685	27.150	21.344	309.8	
							14	1'36.782 *	33.079	13.971	27.627	22.105*	308.3	
							15	<b>1'33.334</b>	30.670	13.865	27.428	21.371	309.0	
							16	1'47.805 P	36.017	14.588	27.965	29.235	298.5	
							<b>Run # 3</b>							
							17	6'38.590	31.154	14.308	27.825	21.913	302.9	
							18	<b>1'32.506</b>	30.504	13.690	26.994	21.318	307.5	
							19	<b>1'32.246</b>	30.357	13.644	27.000	21.245	308.3	
							20	1'37.792 *	34.873*	13.884	27.453	21.582	309.0	
<b>2nd</b>	<b>12</b>	<b>Maverick VIÑALES</b> APRILIA SPA Aprilia Racing Runs=3 Total laps=20 Full laps=15 Valid laps=12												
							<b>Run # 1</b>							
							1	2'26.754	32.037	14.952	29.052	23.110	302.2	
							2	1'37.385 *	31.979*	14.547	28.315	22.544*	306.0	
							3	<b>1'35.139</b>	31.142	14.208	27.798	21.991	303.7	
							4	<b>1'37.666</b>	31.040	15.357	28.780	22.489	302.2	
							5	<b>1'35.048</b>	30.912	14.476	27.868	21.792	308.3	
							6	<b>1'34.188</b>	30.991	14.043	27.524	21.630	309.0	
							7	1'33.357 *	30.725	13.847	27.314	21.471*	310.6	
							8	1'46.374 P	34.204	14.236	27.833	30.101	307.5	
							<b>Run # 2</b>							
							10	9'52.376	32.592	14.869	28.712	22.544	302.9	
							11	<b>1'34.789</b>	31.075	14.152	27.734	21.828	306.0	
							12	<b>1'33.824</b>	30.970	13.935	27.394	21.525	309.0	
							13	<b>1'33.542</b>	30.796	13.889	27.306	21.551	306.7	
							14	1'33.862 *	30.847	13.875	27.394	21.746*	307.5	
							15	<b>1'33.845</b>	30.819	13.909	27.522	21.595	302.9	
							16	1'48.400 P	34.531	15.156	28.841	29.872	290.7	
							<b>Run # 3</b>							
							17	6'16.485	31.904	14.825	28.075	22.061	300.0	
							18	<b>1'33.206</b>	30.584	13.976	27.176	21.470	306.0	
							19	<b>1'32.614</b>	30.337	13.840	27.178	21.259	306.7	
							20	<b>1'33.021</b>	30.521	13.879	27.146	21.475	306.7	

**Fastest Lap:** Marco BEZZECCHI Mooney VR46 Racing ITA **1'32.246** 30.357 13.644 27.000 21.245

These data/results cannot be reproduced, stored and/or transmitted in whole or in part by any manner of electronic, mechanical, photocopying, recording, broadcasting or otherwise now known or herein after developed without the previous express consent by the copyright owner, except for reproduction in daily press and regular printed publications on sale to the public within 60 days of the event related to those data/results and always provided that copyright symbol appears together as follows below.  
© DORNA, 2023



## Practice Nr. 1

MotoGP

Lap	Lap Time	T1	T2	T3	T4	Speed	Lap	Lap Time	T1	T2	T3	T4	Speed	
<b>4th</b>	<b>5</b>	<b>Johann ZARCO</b> DUCATI FRA Prima Pramac Racing						<b>6th</b>	<b>10</b>	<b>Luca MARINI</b> DUCATI ITA Mooney VR46 Racing Team				
		Runs=3	Total laps=16	Full laps=11	Valid laps=11				Runs=3	Total laps=19	Full laps=14	Valid laps=11		
Run #	1	Front Tyre	Slick-Medium	Rear Tyre	Slick-Medium		Run #	1	Front Tyre	Slick-Soft	Rear Tyre	Slick-Medium		
			New Tyre		New Tyre					New Tyre		New Tyre		
1	1'52.020	31.894	15.805	29.045	23.069	284.6	1	2'36.224	33.011	15.258	29.000	22.872	302.9	
2	<b>1'37.268</b>	32.065	14.653	28.183	22.367	302.9	2	<b>1'36.289</b>	31.500	14.455	27.964	22.370	309.8	
3	<b>1'35.496</b>	31.328	14.447	27.740	21.981	302.9	3	<b>1'35.030</b>	31.356	14.353	27.505	21.816	310.6	
4	<b>1'34.385</b>	31.052	14.132	27.507	21.694	<b>306.7</b>	4	<b>1'38.989</b>	34.464	14.585	27.907	22.033	309.0	
5	<b>1'34.610</b>	30.991	14.272	27.599	21.748	303.7	5	1'33.998 *	30.862	13.984	27.533*	21.619	308.3	
6	<b>1'34.037</b>	30.814	14.079	27.409	21.735	304.4	6	<b>1'33.589</b>	30.647	13.911	27.334	21.697	307.5	
7	<b>1'37.357</b>	30.916	14.447	29.788	22.206	305.2	7	1'56.719 P	41.687	14.774	30.350	29.908	302.2	
8	<b>1'33.587</b>	30.736	13.993	27.273	21.585	298.5								
9	1'50.627 P	36.506	15.070	28.913	30.138	285.3								
Run #	2	Front Tyre	Slick-Medium	Rear Tyre	Slick-Medium		Run #	2	Front Tyre	Slick-Soft	Rear Tyre	Slick-Medium		
			9 Laps at start		9 Laps at start					7 Laps at start		7 Laps at start		
10	8'20.626	30.629	14.594	28.722	22.440	296.3	8	9'23.125	31.211	14.702	28.133	21.927	302.2	
11	<b>1'34.482</b>	31.153	14.106	27.561	21.662	304.4	9	1'34.034 *	30.777	13.935	27.411*	21.911	306.7	
12	1'33.680 *	30.679	13.992	27.310	21.699*	305.2	10	<b>1'33.740</b>	30.680	13.846	27.436	21.778	308.3	
13	<b>1'42.081</b>	38.151	14.701	27.613	21.616	297.8	11	<b>1'33.371</b>	30.538	13.867	27.277	21.689	309.8	
	unfinished	30.640	13.880	27.215	306.7		12	<b>1'33.850</b>	30.816	13.905	27.473	21.656	309.0	
Run #	3	Front Tyre	Slick-Soft	Rear Tyre	Slick-Soft		Run #	3	Front Tyre	Slick-Medium	Rear Tyre	Slick-Soft		
			New Tyre		New Tyre					New Tyre		New Tyre		
14	1'36.618 *	31.417	14.692	28.306*	22.203	294.9	15	8'10.989	29.647	14.338	28.234	21.906	307.5	
15	1'40.815 *	37.168	14.387	27.504*	21.756	305.2	16	<b>1'33.100</b>	30.464	13.924	27.276	<b>21.436</b>	309.0	
16	<b>1'32.762</b>	<b>30.439</b>	<b>13.861</b>	<b>27.002</b>	<b>21.460</b>	306.7	17	<b>1'34.385</b>	31.082	14.293	27.421	21.589	307.5	
							18	<b>1'34.198</b>	30.504	13.902	28.097	21.695	<b>311.4</b>	
							19	<b>1'32.881</b>	<b>30.433</b>	<b>13.727</b>	<b>27.259</b>	21.462	308.3	
<b>5th</b>	<b>20</b>	<b>Fabio QUARTARARO</b> YAMAHA FRA Monster Energy Yamaha MotoGP						<b>7th</b>	<b>30</b>	<b>Takaaki NAKAGAMI</b> HONDA JPN LCR Honda IDEMITSU				
		Runs=3	Total laps=18	Full laps=13	Valid laps=10				Runs=4	Total laps=20	Full laps=13	Valid laps=10		
Run #	1	Front Tyre	Slick-Medium	Rear Tyre	Slick-Medium		Run #	1	Front Tyre	Slick-Soft	Rear Tyre	Slick-Medium		
			New Tyre		New Tyre					New Tyre		New Tyre		
1	3'09.639	31.009	14.886	28.935	22.997	298.5	1	2'13.251	34.129	18.961	30.307	23.351	169.7	
2	1'35.937 *	31.647	14.305	27.854	22.131*	302.2	2	<b>1'37.390</b>	32.067	14.755	28.243	22.325	305.2	
3	<b>1'34.752</b>	31.094	14.212	27.518	21.928	302.9	3	<b>1'35.363</b>	31.374	14.292	27.569	22.128	304.4	
4	<b>1'34.136</b>	30.873	14.153	27.403	21.707	302.2	4	<b>1'34.136</b>	30.981	14.038	27.435	21.682	<b>306.7</b>	
5	<b>1'33.840</b>	30.727	14.131	27.310	21.672	301.4	5	1'33.948 *	30.893	<b>13.887</b>	27.512*	21.656	306.7	
6	<b>1'33.732</b>	30.791	14.060	27.310	21.571	302.2	6	<b>1'42.526</b>	31.092	14.298	31.802	25.334	305.2	
7	1'52.762 P	38.234	15.050	28.279	31.199	290.7	7	1'43.293 P	31.009	14.002	27.807	30.475	303.7	
Run #	2	Front Tyre	Slick-Medium	Rear Tyre	Slick-Medium		Run #	2	Front Tyre	Slick-Soft	Rear Tyre	Slick-Medium		
			7 Laps at start		7 Laps at start					7 Laps at start		7 Laps at start		
8	9'49.462	30.624	14.473	27.976	21.846	300.7	8	4'59.213 *	31.115	14.929	29.086*	22.176	300.0	
9	<b>1'34.201</b>	30.824	14.149	27.470	21.758	302.9	9	<b>1'34.413</b>	31.016	14.156	27.594	21.647	302.2	
10	<b>1'33.680</b>	30.650	14.091	27.253	21.686	304.4	10	<b>1'33.581</b>	30.629	13.963	27.345	21.644	303.7	
11	1'33.780 *	30.645	14.167	27.374*	21.594	302.9	11	1'44.156 P	32.200*	14.340	28.035	29.581	303.7	
12	<b>1'33.357</b>	30.637	14.026	27.248	<b>21.446</b>	304.4								
13	1'34.231 *	30.701	13.921	27.256	22.353*	303.7								
14	1'53.445 P	37.811	14.744	28.967	31.923	295.6								
Run #	3	Front Tyre	Slick-Medium	Rear Tyre	Slick-Soft		Run #	3	Front Tyre	Slick-Soft	Rear Tyre	Slick-Medium		
			New Tyre		New Tyre					11 Laps at start		11 Laps at start		
15	8'41.671	30.756	14.367	28.088	21.852	302.2	12	6'28.508	32.341	14.626	28.548	22.122	297.0	
16	<b>1'38.906</b>	33.497	14.243	29.294	21.872	302.9	13	1'34.624 *	31.164	14.072	27.649	21.739*	301.4	
17	<b>1'32.987</b>	<b>30.464</b>	14.008	27.057	21.458	<b>305.2</b>	14	<b>1'33.975</b>	30.826	14.022	27.533	21.594	300.7	
18	<b>1'32.804</b>	30.469	<b>13.888</b>	<b>26.976</b>	21.471	304.4	15	1'56.155 *	38.921	23.230*	31.235	22.769		
							16	<b>1'35.091</b>	31.447	14.043	27.849	21.752	302.2	
							17	1'41.379 P	30.858	13.943	27.537	29.041	298.5	

**Fastest Lap:** Marco BEZZECCHI Mooney VR46 Racing ITA **1'32.246** 30.357 13.644 27.000 21.245

These data/results cannot be reproduced, stored and/or transmitted in whole or in part by any manner of electronic, mechanical, photocopying, recording, broadcasting or otherwise now known or herein after developed without the previous express consent by the copyright owner, except for reproduction in daily press and regular printed publications on sale to the public within 60 days of the event related to those data/results and always provided that copyright symbol appears together as follows below.  
© DORNA, 2023

Official MotoGP Timing by TISSOT  
www.motogp.com

Assen, Friday, June 23, 2023

Page 2 of 7





# Practice Nr. 1

# MotoGP

Lap	Lap Time	T1	T2	T3	T4	Speed	Lap	Lap Time	T1	T2	T3	T4	Speed
Run # 4	Front Tyre Slick-Soft	Rear Tyre Slick-Soft					14	1'41.892 *	34.020	15.610	30.014	22.248*	294.2
	New Tyre	New Tyre					15	1'57.885 P	33.606	14.858	28.195	41.226	298.5
18	6'26.034	31.243	14.718	29.940	22.020	292.1	Run # 3	Front Tyre Slick-Soft	Rear Tyre Slick-Soft				
19	1'37.567	33.947	14.185	27.572	21.863	300.7		New Tyre	New Tyre				
20	1'32.981	30.567	13.912	27.183	21.319	300.0	16	6'53.301	31.238	14.582	28.096	22.271	301.4
<b>8th</b>	<b>89</b>	<b>Jorge MARTIN</b>		DUCATI		SPA	17	1'33.634	30.676	13.996	27.232	21.730	303.7
		Prima Pramac Racing					18	1'33.475	30.611	13.961	27.235	21.668	302.9
		Runs=3	Total laps=20	Full laps=15	Valid laps=10		19	1'40.502	36.750	14.441	27.573	21.738	301.4
Run # 1	Front Tyre Slick-Soft	Rear Tyre Slick-Medium					20	1'33.087	30.516	13.884	27.167	21.520	305.2
	New Tyre	New Tyre					<b>10th</b>	<b>41</b>	<b>Aleix ESPARGARO</b>		APRILIA		SPA
1	2'13.510	33.584	15.529	28.831	22.619	293.5		Aprilia Racing	Runs=3	Total laps=19	Full laps=14	Valid laps=12	
2	1'36.686	31.959	14.505	28.006	22.216	306.7	Run # 1	Front Tyre Slick-Medium	Rear Tyre Slick-Medium				
3	1'35.485	31.487	14.314	27.665	22.019	304.4		New Tyre	New Tyre				
4	1'38.612	34.199	14.340	28.127	21.946	308.3	1	2'15.516	32.730	15.306	29.367	23.135	294.9
5	1'34.552	31.013	14.022	27.716	21.801	308.3	2	1'37.035	32.233	14.451	28.028	22.323	303.7
6	1'34.021	31.049	14.046	27.302	21.624	306.0	3	1'35.759	31.831	14.278	27.721	21.929	306.0
7	1'33.716	30.731	14.111	27.302	21.572	300.7	4	1'38.332	32.883	14.286	29.048	22.115	302.9
8	1'48.968 P	34.507	14.859	28.350	31.252	296.3	5	1'34.374	31.202	14.058	27.398	21.716	305.2
Run # 2	Front Tyre Slick-Hard	Rear Tyre Slick-Medium					6	1'33.959	30.948	13.965	27.432	21.614	304.4
	New Tyre	8 Laps at start					7	1'45.704 P	32.876	14.436	28.223	30.169	300.0
9	8'29.057	33.793	14.971	28.742	22.728	302.2	Run # 2	Front Tyre Slick-Medium	Rear Tyre Slick-Medium				
10	1'35.450 *	31.184	14.238	27.858*	22.170	305.2		7 Laps at start	7 Laps at start				
11	1'33.994	30.753	14.087	27.410	21.744	307.5	8	7'18.546	30.837	14.602	28.101	22.082	301.4
12	1'34.086 *	30.704	14.022	27.688*	21.672	306.7	9	1'34.656	31.040	14.182	27.569	21.865	304.4
13	1'33.525	30.784	13.952	27.296	21.493	309.8	10	1'34.259 *	31.024*	13.965	27.539	21.731	301.4
14	1'33.858 *	30.582	13.913	27.416	21.947*	309.8	11	1'34.280	30.794	14.184	27.506	21.796	306.0
15	1'48.280 P	34.926	14.168	29.237	29.949	305.2	12	1'33.604	30.712	13.851	27.452	21.589	305.2
Run # 3	Front Tyre Slick-Medium	Rear Tyre Slick-Soft					13	1'33.932 *	30.703	13.860	27.526*	21.843	306.0
	New Tyre	New Tyre					14	1'49.495 P	34.950	14.928	29.234	30.383	284.6
16	7'37.807	31.858	14.379	28.220	21.813	309.8	Run # 3	Front Tyre Slick-Soft	Rear Tyre Slick-Medium				
17	1'33.067	30.489	13.918	27.108	21.552	303.7		New Tyre	14 Laps at start				
18	1'39.164 *	30.568	13.852	29.588	25.156*	307.5	15	10'49.970	33.157	14.576	28.214	22.034	299.2
19	1'33.096 *	30.514*	13.843	27.194	21.545	306.0	16	1'33.895	30.895	14.016	27.418	21.566	303.7
20	1'44.043	33.616	14.851	32.376	23.200	292.8	17	1'33.434	30.740	13.806	27.358	21.530	306.7
<b>9th</b>	<b>43</b>	<b>Jack MILLER</b>		KTM		AUS	18	1'37.801	33.223	14.160	28.476	21.942	302.2
		Red Bull KTM Factory Racing					19	1'33.421	30.688	13.903	27.286	21.544	306.0
		Runs=3	Total laps=20	Full laps=15	Valid laps=10		<b>11th</b>	<b>33</b>	<b>Brad BINDER</b>		KTM		RSA
Run # 1	Front Tyre Slick-Hard	Rear Tyre Slick-Medium						Red Bull KTM Factory Racing	Runs=3	Total laps=19	Full laps=14	Valid laps=10	
	New Tyre	New Tyre					Run # 1	Front Tyre Slick-Hard	Rear Tyre Slick-Medium				
1	2'04.182	34.665	15.867	30.098	23.593	290.0		New Tyre	New Tyre				
2	1'38.315 *	32.205	14.886	28.594*	22.630*	288.0	1	2'04.792	35.425	15.992	30.065	23.888	287.3
3	1'41.902 *	33.435	15.743*	30.405	22.319	307.5	2	1'37.852	32.009	14.760	28.519	22.564	300.7
4	1'35.504	31.323	14.257	27.776	22.148	306.0	3	1'45.301	40.736	14.550	27.902	22.113	306.7
5	1'49.682	39.949	18.767	28.842	22.124	159.3	4	1'35.604	31.519	14.268	27.673	22.144	309.0
6	1'40.421 *	31.102	16.064*	31.094	22.161	304.4	5	1'35.241	31.426	14.237	27.622	21.956	305.2
7	1'34.897	31.003	14.289	27.719	21.886	305.2	6	1'52.797	35.105	14.324	40.998	22.370	302.9
8	1'38.066 *	32.982*	14.833	28.215	22.036	300.0	7	1'50.075 P	36.793	14.328	27.971	30.983	306.0
9	1'34.450	30.968	14.064	27.620	21.798	303.7	Run # 2	Front Tyre Slick-Hard	Rear Tyre Slick-Medium				
10	1'44.696 P	30.874	14.059	28.624*	31.139	304.4		7 Laps at start	7 Laps at start				
Run # 2	Front Tyre Slick-Hard	Rear Tyre Slick-Medium					8	9'25.142	38.476	14.644	28.321	22.709	300.7
	10 Laps at start	10 Laps at start					9	1'43.285	39.022	14.338	27.628	22.297	303.7
11	9'14.454	31.981	14.758	28.671	22.251	305.2	10	1'35.509	31.436	14.162	27.611	22.300	304.4
12	1'34.890	31.012	14.054	27.753	22.071	306.0							
13	1'34.093	30.838	14.038	27.410	21.807	306.7							

**Fastest Lap:** Marco BEZZECCHI Mooney VR46 Racing ITA 1'32.246 30.357 13.644 27.000 21.245

These data/results cannot be reproduced, stored and/or transmitted in whole or in part by any manner of electronic, mechanical, photocopying, recording, broadcasting or otherwise now known or herein after developed without the previous express consent by the copyright owner, except for reproduction in daily press and regular printed publications on sale to the public within 60 days of the event related to those data/results and always provided that copyright symbol appears together as follows below.  
© DORNA, 2023

Official MotoGP Timing by TISSOT  
www.motogp.com

Assen, Friday, June 23, 2023

Page 3 of 7



# Practice Nr. 1

# MotoGP

Lap	Lap Time	T1	T2	T3	T4	Speed	Lap	Lap Time	T1	T2	T3	T4	Speed
11	1'35.253 *	31.128	14.160	27.861*	22.104	302.9	Run # 2	Front Tyre Slick-Soft	Rear Tyre Slick-Medium				
12	<b>1'41.865</b>	38.732	14.036	27.459	21.638	308.3		New Tyre	New Tyre				
13	1'34.222 *	30.994	13.896	27.508	21.824*	<b>309.8</b>	10	<b>1'42.904</b>	35.240	15.309	29.398	22.957	283.3
14	1'41.319 *	34.419	14.055	30.700*	22.145	308.3	11	<b>1'37.179</b>	31.900	14.471	28.696	22.112	300.0
15	1'44.762 P	31.434	14.703	28.149	30.476	297.0	12	<b>1'35.866</b>	31.329	14.309	28.044	22.184	301.4
Run # 3	Front Tyre Slick-Soft	Rear Tyre Slick-Soft					13	<b>1'34.687</b>	30.926	14.138	27.587	22.036	302.2
	New Tyre	New Tyre					14	1'41.519 P	31.020	14.073	27.584	28.842	302.9
16	8'28.262	37.628	14.670	32.541	22.242	299.2	Run # 3	Front Tyre Slick-Soft	Rear Tyre Slick-Soft				
17	1'33.644 *	30.999	14.006	<b>27.140</b>	21.499*	306.7		5 Laps at start	New Tyre				
18	<b>1'33.486</b>	<b>30.733</b>	13.935	27.223	<b>21.595</b>	309.0	15	3'35.035	30.894	18.910	28.275	22.011	145.3
19	<b>1'33.766</b>	30.849	<b>13.869</b>	27.378	21.670	306.7	16	<b>1'34.112</b>	30.826	14.035	27.429	21.822	301.4

**12th 1** **Francesco BAGNAIA** DUCATI ITA  
Ducati Lenovo Team

Runs=4 Total laps=17 Full laps=10 Valid laps=8

Run #	1	Front Tyre Slick-Soft	Rear Tyre Slick-Medium			
		New Tyre	New Tyre			
1	2'35.810	32.729	15.255	29.093	22.721	300.7
2	<b>1'36.366</b>	31.599	14.555	28.048	22.164	306.0
3	<b>1'35.047</b>	31.410	14.345	27.518	21.774	307.5
4	1'45.778 *	34.387	21.087*	28.313*	21.991	305.2
5	<b>1'34.506</b>	31.024	14.116	27.565	21.801	307.5
6	<b>1'39.980</b>	35.276	14.932	28.049	21.723	289.3
7	<b>1'33.721</b>	<b>30.771</b>	<b>13.949</b>	27.496	21.505	<b>309.8</b>
8	1'42.880 P	30.878	13.967	27.477	30.558	307.5
Run # 2	Front Tyre Slick-Soft	Rear Tyre Slick-Medium				
	8 Laps at start	8 Laps at start				
9	8'14.146	31.894	14.471	27.929	21.962	301.4
10	1'38.083 *	30.860	17.002*	28.567	21.654	307.5
11	<b>1'33.649</b>	30.794	13.998	27.364	21.493	308.3
12	1'48.623 P	34.703	14.292	29.910*	29.718	304.4
Run # 3	Front Tyre Slick-Soft	Rear Tyre Slick-Medium				
	12 Laps at start	12 Laps at start				
13	8'18.866 *	31.025	14.713	27.904	21.852*	294.9
14	<b>1'33.498</b>	30.784	13.956	<b>27.340</b>	<b>21.418</b>	308.3
15	<b>1'33.936</b>	30.805	14.089	27.398	21.644	305.2
16	1'43.803 P	30.793	14.024	27.348	31.638	307.5
Run # 4	Front Tyre Slick-Soft	Rear Tyre Slick-Medium				
	16 Laps at start	16 Laps at start				
17	5'25.778 *	35.667	19.129*	29.501	24.408	296.3

**13th 37** **Augusto FERNANDEZ** KTM SPA  
GASGAS Factory Racing Tech3

Runs=3 Total laps=18 Full laps=13 Valid laps=16

Run #	1	Front Tyre Slick-Medium	Rear Tyre Slick-Medium			
		New Tyre	New Tyre			
1	2'01.938	33.598	15.859	30.737	24.642	282.6
2	<b>1'42.220</b>	32.706	15.454	30.774	23.286	290.7
3	<b>1'37.539</b>	32.070	14.518	28.381	22.570	<b>303.7</b>
4	<b>1'36.422</b>	31.849	14.500	27.862	22.211	301.4
5	<b>1'35.629</b>	31.371	14.383	27.819	22.056	297.8
6	<b>1'35.146</b>	31.179	14.304	27.735	21.928	301.4
7	<b>1'34.718</b>	31.059	14.235	27.588	21.836	302.9
8	<b>1'35.538</b>	31.075	14.273	28.079	22.111	300.7
9	<b>1'34.623</b>	31.043	14.114	27.581	21.885	300.7
unfinished		30.991	14.046			299.2

**14th 49** **Fabio DI GIANNANTONI** DUCATI ITA  
Gresini Racing MotoGP

Runs=3 Total laps=18 Full laps=13 Valid laps=9

Run #	1	Front Tyre Slick-Soft	Rear Tyre Slick-Medium			
		New Tyre	New Tyre			
1	2'03.770	34.281	16.052	30.021	23.620	291.4
2	1'38.786 *	32.515	14.750	28.586	22.935*	305.2
3	1'35.955 *	31.520	14.284	27.886*	22.265	304.4
4	<b>1'34.869</b>	31.207	14.053	27.808	21.801	<b>307.5</b>
5	<b>1'34.557</b>	31.208	14.045	27.574	21.730	304.4
6	<b>1'33.944</b>	30.849	13.970	27.545	21.580	305.2
7	<b>1'33.773</b>	30.747	13.924	27.522	21.580	303.7
8	1'45.649 P	30.863	14.244	29.986	30.556	302.9
Run # 2	Front Tyre Slick-Soft	Rear Tyre Slick-Medium				
	8 Laps at start	8 Laps at start				
9	9'27.101	32.076	14.791	28.515	22.550	298.5
10	<b>1'35.518</b>	31.315	14.211	27.883	22.109	302.9
11	<b>1'34.654</b>	30.952	14.052	27.778	21.872	304.4
12	1'36.392 *	31.565	14.157	28.144*	22.526*	302.9
13	1'42.639 P	31.093	14.000	27.654	29.892	306.0
Run # 3	Front Tyre Slick-Medium	Rear Tyre Slick-Soft				
	New Tyre	New Tyre				
14	10'07.761	31.030	14.450	28.202	21.937	296.3
15	1'33.561 *	30.736	13.969	<b>27.329</b>	21.527*	302.9
16	<b>1'33.633</b>	<b>30.704</b>	<b>13.886</b>	27.370	21.673	302.9
17	<b>1'39.838</b>	35.645	14.196	27.923	22.074	303.7
18	<b>1'33.712</b>	30.742	13.947	27.453	<b>21.570</b>	304.4

**15th 88** **Miguel OLIVEIRA** APRILIA POR  
CryptoDATA RNF MotoGP Team

Runs=3 Total laps=18 Full laps=13 Valid laps=14

Run #	1	Front Tyre Slick-Medium	Rear Tyre Slick-Medium			
		New Tyre	New Tyre			
1	2'10.234	32.606	15.500	29.235	23.262	289.3
2	<b>1'36.496</b>	31.646	14.565	27.979	22.306	<b>306.0</b>
3	<b>1'35.403</b>	31.420	14.536	27.602	21.845	305.2
4	<b>1'34.787</b>	31.117	14.389	27.305	21.976	303.7
5	1'33.677 *	<b>30.632</b>	14.190	27.177*	21.678	304.4
6	<b>1'33.673</b>	30.681	14.141	<b>27.241</b>	<b>21.610</b>	304.4
7	1'45.568 P	32.489	14.509	28.347	30.223	290.7

**Fastest Lap:** Marco BEZZECCHI Mooney VR46 Racing ITA **1'32.246** 30.357 13.644 27.000 21.245

These data/results cannot be reproduced, stored and/or transmitted in whole or in part by any manner of electronic, mechanical, photocopying, recording, broadcasting or otherwise now known or herein after developed without the previous express consent by the copyright owner, except for reproduction in daily press and regular printed publications on sale to the public within 60 days of the event related to those data/results and always provided that copyright symbol appears together as follows below.  
© DORNA, 2023



# Practice Nr. 1

# MotoGP

Lap	Lap Time	T1	T2	T3	T4	Speed	Lap	Lap Time	T1	T2	T3	T4	Speed					
Run # 2	Front Tyre Slick-Medium	Rear Tyre Slick-Medium																
7 Laps at start						7 Laps at start												
8	6'27.657	31.623	14.737	28.097	22.315	302.9	7	1'33.902	30.677	14.090	27.491	21.644	303.7					
9	1'34.214	31.008	14.188	27.389	21.629	304.4	8	1'48.120 P	34.426	15.092	27.765	30.837	278.8					
unfinished						New Tyre						8 Laps at start						
Run # 3	Front Tyre Slick-Soft	Rear Tyre Slick-Medium																
New Tyre						New Tyre												
10	1'42.770 *	33.921*	16.312	29.367	23.170	267.8	9	9'34.327	31.587	14.554	28.199	22.462	304.4					
11	1'36.319	31.630	14.565	27.869	22.255	302.9	10	1'36.228	30.934	14.450	28.826	22.018	306.0					
12	1'40.562	36.272	14.388	27.833	22.069	306.0	unfinished						30.803		14.052		309.0	
13	1'34.601	30.905	14.211	27.486	21.999	305.2	Run # 3	Front Tyre Slick-Soft	Rear Tyre Slick-Soft									
14	1'34.337	30.819	14.234	27.415	21.869	302.9	8 Laps at start						New Tyre					
15	1'34.555	30.851	14.243	27.461	22.000	300.7	11	1'39.897	31.942	14.511	28.694	24.750	304.4					
16	1'34.198	30.782	14.189	27.424	21.803	303.7	12	1'38.627	34.515	14.222	27.743	22.147	306.7					
17	1'41.780	37.223	14.534	27.915	22.108	293.5	13	1'34.100	30.704	14.170	27.493	21.733	307.5					
18	1'33.958	30.678	14.129	27.340	21.811	304.4	14	1'40.368 *	30.691	16.947	30.686	22.044*	310.6					

**16th 21 Franco MORBIDELLI** YAMAHA ITA  
 Monster Energy Yamaha MotoGP  
 Runs=3 Total laps=18 Full laps=13 Valid laps=10

Run #	1	Front Tyre Slick-Soft	Rear Tyre Slick-Medium				
New Tyre			New Tyre				
1	2'02.301	34.903	15.566	29.707	23.561	296.3	
2	1'38.289	32.429	15.006	28.261	22.593	297.8	
3	1'35.656	31.293	14.371	27.799	22.193	301.4	
4	1'34.818	31.007	14.316	27.503	21.992	302.2	
5	1'34.394	30.842	14.089	27.554	21.909	302.2	
6	1'42.720	31.013	16.061	32.545	23.101	300.7	
7	1'34.381	30.963	14.111	27.378	21.929	301.4	
8	1'34.228	30.740	14.087	27.581	21.820	300.0	
9	1'57.858 P	37.658	17.265	31.176	31.759	236.2	
Run # 2	Front Tyre Slick-Soft	Rear Tyre Slick-Medium					
9 Laps at start			9 Laps at start				
10	7'47.344	32.278	14.755	28.110	22.185	298.5	
11	1'34.431	30.921	14.134	27.608	21.768	300.0	
12	1'37.523 *	30.897	14.042	27.436	25.148*	302.9	
13	1'44.888 *	37.640*	15.934	29.165	22.149	248.2	
14	1'33.893	30.689	13.998	27.428	21.778	302.2	
15	1'56.109 P	36.973	15.555	30.790	32.791	269.6	
Run # 3	Front Tyre Slick-Soft	Rear Tyre Slick-Soft					
New Tyre			New Tyre				
16	10'21.598	31.259	14.611	28.415	22.800	299.2	
17	1'33.322 *	30.571	13.929	27.196	21.626*	302.9	
18	1'42.230	30.694	14.991	34.034	22.511	302.9	

**17th 23 Enea BASTIANINI** DUCATI ITA  
 Ducati Lenovo Team  
 Runs=3 Total laps=15 Full laps=10 Valid laps=11

Run #	1	Front Tyre Slick-Soft	Rear Tyre Slick-Medium				
New Tyre			New Tyre				
1	2'21.287	33.598	15.656	29.468	23.563	281.3	
2	1'37.143	32.103	14.798	28.159	22.083	305.2	
3	1'35.023	31.182	14.439	27.674	21.728	309.8	
4	1'35.962 *	31.991	14.351	27.787*	21.833	310.6	
5	1'41.482	31.539	14.488	32.910	22.545	294.2	
6	1'34.419	30.907	14.206	27.540	21.766	310.6	

**18th 25 Raul FERNANDEZ** APRILIA SPA  
 CryptoDATA RNF MotoGP Team  
 Runs=3 Total laps=18 Full laps=13 Valid laps=11

Run #	1	Front Tyre Slick-Soft	Rear Tyre Slick-Medium				
New Tyre			New Tyre				
1	2'27.745	32.378	15.788	29.818	23.378	280.0	
2	1'36.917	31.782	14.566	28.154	22.415	302.9	
3	1'35.493	31.460	14.343	27.732	21.958	304.4	
4	1'38.185	33.584	14.507	27.900	22.194	300.0	
5	1'34.553	30.987	14.200	27.522	21.844	303.7	
6	1'34.678	30.995	14.090	27.665	21.928	306.0	
7	1'41.654	37.284	14.508	27.660	22.202	299.2	
8	1'34.321	31.014	14.081	27.509	21.717	305.2	
9	1'46.653 P	32.895	14.773	28.450	30.535	292.8	
Run # 2	Front Tyre Slick-Soft	Rear Tyre Slick-Medium					
9 Laps at start			9 Laps at start				
10	9'04.920 *	34.379	14.655	28.182*	22.246	300.7	
11	1'37.962 *	33.719	14.415	27.681*	22.147	301.4	
12	1'35.219 *	31.152	14.185	27.773*	22.109	305.2	
13	1'34.759	31.010	14.108	27.687	21.954	303.7	
14	1'46.754 P	31.082	14.735	30.003	30.934	302.9	
Run # 3	Front Tyre Slick-Medium	Rear Tyre Slick-Soft					
New Tyre			New Tyre				
15	9'18.864 *	30.906	14.654	27.877*	22.564	297.8	
16	1'34.748	31.081	14.276	27.472	21.919	302.9	
17	1'33.941	30.780	14.004	27.320	21.837	306.0	
18	1'36.001	31.859	14.348	27.716	22.078	301.4	

**19th 6 Stefan BRADL** HONDA GER  
 LCR Honda CASTROL  
 Runs=3 Total laps=20 Full laps=15 Valid laps=12

Run #	1	Front Tyre Slick-Soft	Rear Tyre Slick-Medium				
New Tyre			New Tyre				
1	2'02.194	33.844	15.675	30.849	24.678	290.0	
2	1'38.730	32.775	15.005	28.459	22.491	301.4	
3	1'36.053 *	31.852*	14.297	27.763	22.141	299.2	
4	1'35.066	31.362	14.214	27.662	21.828	303.7	
5	1'43.021 *	37.911*	14.239	28.878	21.993	302.9	
6	1'34.597	31.228	14.041	27.607	21.721	299.2	
7	1'34.585	31.172	13.989	27.675	21.749	302.2	
8	1'52.249 P	37.258	14.778	29.112	31.101	297.0	

**Fastest Lap:** Marco BEZZECCHI Mooney VR46 Racing ITA 1'32.246 30.357 13.644 27.000 21.245

These data/results cannot be reproduced, stored and/or transmitted in whole or in part by any manner of electronic, mechanical, photocopying, recording, broadcasting or otherwise now known or herein after developed without the previous express consent by the copyright owner, except for reproduction in daily press and regular printed publications on sale to the public within 60 days of the event related to those data/results and always provided that copyright symbol appears together as follows below.  
 © DORNA, 2023



# Practice Nr. 1

MotoGP

Lap	Lap Time	T1	T2	T3	T4	Speed	Lap	Lap Time	T1	T2	T3	T4	Speed	
Run # 2	Front Tyre Slick-Soft		Rear Tyre Slick-Medium				5	<b>1'35.240</b>	31.358	14.143	27.870	21.869	303.7	
		8 Laps at start		8 Laps at start				6	<b>1'44.263</b>	34.674	14.282	32.230	23.077	302.9
9	7'44.200	33.729	14.757	29.116	22.586	296.3	7	<b>1'34.791</b>	31.362	14.057	27.674	<b>21.698</b>	301.4	
10	<b>1'41.534</b>	33.733	14.310	31.526	21.965	300.0	8	1'48.973 P	35.490	15.168	28.552	29.763	266.6	
11	<b>1'34.291</b>	31.073	13.903	27.609	21.706	304.4	Run # 2	Front Tyre Slick-Medium		Rear Tyre Slick-Medium				
12	1'40.221 *	34.864*	14.469	28.681	22.207	302.9			8 Laps at start		8 Laps at start			
13	<b>1'34.932</b>	31.123	13.927	27.759	22.123	<b>305.2</b>	9	10'26.863	31.539	14.778	28.354	22.226	298.5	
14	<b>1'33.989</b>	<b>30.967</b>	<b>13.883</b>	<b>27.524</b>	<b>21.615</b>	303.7	10	<b>1'37.463</b>	31.344	14.444	28.770	22.905	301.4	
15	1'50.378 P	36.883	14.540	28.868	30.087	297.0	11	1'41.223 *	32.754*	14.714	29.782*	23.973	300.7	
Run # 3	Front Tyre Slick-Soft		Rear Tyre Slick-Medium				12	<b>1'34.806</b>	31.123	14.147	27.751	21.785	302.2	
		15 Laps at start		15 Laps at start				13	1'35.475 *	30.916	14.176	27.677	22.706*	301.4
16	8'26.284	31.821	14.449	28.681	24.734	297.8	14	1'43.411 P	31.024	14.038	28.326	30.023	301.4	
17	<b>1'38.939</b>	32.070	17.086	27.636	22.147	176.8	Run # 3	Front Tyre Slick-Soft		Rear Tyre Slick-Soft				
18	<b>1'35.150</b>	31.461	14.031	27.747	21.911	302.9			New Tyre		New Tyre			
19	<b>1'40.872</b>	31.254	15.058	32.332	22.228	301.4	15	7'14.253	32.801	14.775	29.140	24.879	297.0	
20	<b>1'35.004</b>	31.243	14.051	27.801	21.909	299.2	16	<b>1'39.495</b>	32.397	17.220	27.563	22.315	210.3	

**20th 32 Lorenzo SAVADORI** APRILIA ITA  
Aprilia Racing  
Runs=3 Total laps=20 Full laps=15 Valid laps=8

Run #	1	Front Tyre	Slick-Medium	Rear Tyre	Slick-Medium	Speed
		New Tyre		New Tyre		
1	2'15.587	39.949	15.170	29.179	22.923	292.1
2	<b>1'37.066</b>	32.488	14.410	28.049	22.119	307.5
3	<b>1'36.203</b>	32.099	14.299	27.799	22.006	306.7
4	<b>1'35.801</b>	31.294	14.267	28.071	22.169	309.0
5	1'45.225 *	34.509*	19.672	28.909	22.135	170.4
6	<b>1'45.505</b>	31.215	17.245	34.343	22.702	304.4
7	<b>1'34.710</b>	31.160	14.140	27.453	21.957	305.2
8	1'48.874 P	35.282	14.749	28.851	29.992	304.4

Run #	2	Front Tyre	Slick-Medium	Rear Tyre	Slick-Medium	Speed
		8 Laps at start		8 Laps at start		
9	7'47.928	36.371	14.580	28.297	22.643	302.9
10	1'43.516 *	33.992*	15.339	32.277	21.908	293.5
11	<b>1'35.297</b>	31.397	14.176	27.501	22.223	305.2
12	1'35.323 *	31.267	<b>14.094</b>	27.814*	22.148	<b>309.8</b>
13	<b>1'39.136</b>	35.204	14.254	27.763	21.915	306.0
14	1'34.670 *	31.093	14.095	27.658	21.824*	309.0
15	1'34.862 *	31.001	14.270	27.646	21.945*	303.7
16	1'57.571 P	37.359	18.484	31.152	30.576	160.6

Run #	3	Front Tyre	Slick-Soft	Rear Tyre	Slick-Soft	Speed
		New Tyre		New Tyre		
17	7'29.042	32.762	14.773	29.469	22.031	298.5
18	1'39.150 *	<b>30.817</b>	15.751*	30.251	22.331	304.4
19	<b>1'34.055</b>	30.895	14.127	<b>27.213</b>	<b>21.820</b>	304.4
20	1'51.869 *	39.033	18.422	30.625*	23.789	160.8

**21st 93 Marc MARQUEZ** HONDA SPA  
Repsol Honda Team  
Runs=3 Total laps=19 Full laps=14 Valid laps=8

Run #	1	Front Tyre	Slick-Medium	Rear Tyre	Slick-Medium	Speed
		New Tyre		New Tyre		
1	2'10.481	32.781	15.467	29.420	22.855	288.0
2	<b>1'37.730</b>	32.056	14.652	28.547	22.475	300.7
3	1'38.097 *	34.085*	14.184	27.817	22.011	<b>306.0</b>
4	1'38.558 *	31.864*	14.364	30.221	22.109	302.9

**22nd 27 Iker LECUONA** HONDA SPA  
Repsol Honda Team  
Runs=3 Total laps=21 Full laps=16 Valid laps=13

Run #	1	Front Tyre	Slick-Soft	Rear Tyre	Slick-Medium	Speed
		New Tyre		New Tyre		
1	2'16.291	33.585	15.240	29.350	23.120	293.5
2	<b>1'38.456</b>	32.803	14.716	28.426	22.511	302.9
3	<b>1'37.477</b>	32.296	14.271	28.373	22.537	<b>303.7</b>
4	<b>1'36.883</b>	32.017	14.457	28.213	22.196	300.7
5	<b>1'36.073</b>	31.725	14.182	28.058	22.108	300.7
6	<b>1'36.613</b>	31.952	14.251	28.238	22.172	300.0
7	<b>1'35.758</b>	31.518	14.257	27.939	22.044	299.2
8	1'48.769 P	35.409	14.709	28.617	30.034	295.6

Run #	2	Front Tyre	Slick-Soft	Rear Tyre	Slick-Medium	Speed
		8 Laps at start		8 Laps at start		
9	8'12.528	32.170	14.648	28.504	22.363	297.8
10	<b>1'36.280</b>	31.727	14.281	28.144	22.128	296.3
11	1'37.408 *	31.546	14.189	27.926	23.747*	300.7
12	1'37.884 *	32.859*	14.265	28.242*	22.518	302.9
13	<b>1'35.586</b>	31.552	14.165	27.918	21.951	299.2
14	1'35.618 *	31.432	14.081	27.914	22.191*	301.4
15	<b>1'35.788</b>	31.448	14.253	28.012	22.075	300.7
16	1'48.392 P	34.988	14.743	28.750	29.911	298.5

Run #	3	Front Tyre	Slick-Medium	Rear Tyre	Slick-Soft	Speed
		New Tyre		New Tyre		
17	6'40.943	32.217	14.542	28.466	22.300	298.5
18	<b>1'35.315</b>	31.306	14.216	27.752	22.041	299.2
19	<b>1'34.596</b>	31.108	<b>14.059</b>	27.604	21.825	298.5
20	<b>1'37.855</b>	32.209	14.416	28.996	22.234	298.5
21	<b>1'34.363</b>	<b>30.927</b>	14.069	<b>27.587</b>	<b>21.780</b>	298.5

**Fastest Lap:** Marco BEZZECCHI Mooney VR46 Racing ITA **1'32.246** 30.357 13.644 27.000 21.245

These data/results cannot be reproduced, stored and/or transmitted in whole or in part by any manner of electronic, mechanical, photocopying, recording, broadcasting or otherwise now known or herein after developed without the previous express consent by the copyright owner, except for reproduction in daily press and regular printed publications on sale to the public within 60 days of the event related to those data/results and always provided that copyright symbol appears together as follows below.  
© DORNA, 2023





# Practice Nr. 1

MotoGP

Lap	Lap Time	T1	T2	T3	T4	Speed	Lap	Lap Time	T1	T2	T3	T4	Speed
-----	----------	----	----	----	----	-------	-----	----------	----	----	----	----	-------

**23rd** **94** **Jonas FOLGER** KTM GER  
 GASGAS Factory Racing Tech3  
 Runs=3 Total laps=16 Full laps=11 Valid laps=10

Run #	1	Front Tyre	Slick-Soft	Rear Tyre	Slick-Medium	
		New Tyre		New Tyre		
1	2'02.954	33.532	15.990	30.505	23.706	281.3
2	<b>1'40.386</b>	33.230	14.831	29.342	22.983	304.4
3	<b>1'49.666</b>	38.015	19.068	29.987	22.596	142.3
4	<b>1'36.870</b>	31.925	14.301	28.145	22.499	<b>306.0</b>
5	<b>1'44.546</b>	32.029	15.371	34.352	22.794	277.5
6	<b>1'36.136</b>	31.503	14.220	28.095	22.318	301.4
7	<b>1'35.724</b>	31.281	14.336	27.939	22.168	304.4
8	1'52.177 P	38.001	14.721	29.335	30.120	292.8
Run #	2	Front Tyre	Slick-Soft	Rear Tyre	Slick-Medium	
		8 Laps at start		8 Laps at start		
9	12'39.278	33.129	15.095	33.529	23.162	295.6
10	<b>1'50.340</b>	39.046	14.878	33.486	22.930	296.3
11	1'50.210 P	35.347	14.846	29.749	30.268	297.8
Run #	3	Front Tyre	Slick-Medium	Rear Tyre	Slick-Soft	
		New Tyre		New Tyre		
12	9'08.799	32.788	14.981	33.300	23.028	294.9
13	<b>1'42.018</b>	31.851	14.340	30.657	25.170	300.0
14	<b>1'38.890</b>	31.536	14.256	29.645	23.453	301.4
15	<b>1'34.741</b>	<b>30.998</b>	<b>14.094</b>	<b>27.530</b>	<b>22.119</b>	306.0
16	1'50.427 *	37.531*	14.655	35.967	22.274	298.5

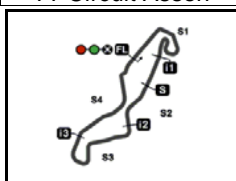
<b>Fastest Lap:</b> Marco BEZZECCHI	Mooney VR46 Racing	ITA	<b>1'32.246</b>	30.357	13.644	27.000	21.245
-------------------------------------	--------------------	-----	-----------------	--------	--------	--------	--------

These data/results cannot be reproduced, stored and/or transmitted in whole or in part by any manner of electronic, mechanical, photocopying, recording, broadcasting or otherwise now known or herein after developed without the previous express consent by the copyright owner, except for reproduction in daily press and regular printed publications on sale to the public within 60 days of the event related to those data/results and always provided that copyright symbol appears together as follows below.  
 © DORNA, 2023

Official MotoGP Timing by **TISSOT**  
 www.motogp.com

Assen, Friday, June 23, 2023





4542 m.

# MOTUL TT ASSEN

## Practice Nr. 1

### Best Partial Times

MotoGP™

*IT* Ideal Lap Time, sum of the best partial times*BT* Best Lap Time

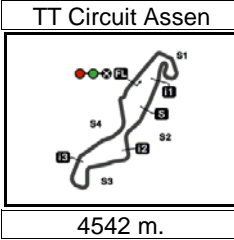
T1			T2			T3			T4				
Pos	Rider	Time	Rider	Time	Rider	Time	Rider	Time	Pos	Rider	IT	BT	
1	A.MARQUEZ	30.337	M.BEZZECCHI	13.644	F.QUARTARARO	26.976	M.VIÑALES	21.213	1	<b>M.BEZZECCHI</b>	1'32.240	1'32.246 (1)	
2	<b>M.VIÑALES</b>	<b>30.351</b>	<b>M.VIÑALES</b>	<b>13.672</b>	<b>M.BEZZECCHI</b>	<b>26.994</b>	<b>M.BEZZECCHI</b>	<b>21.245</b>	2	<b>M.VIÑALES</b>	1'32.350	1'32.560 (2)	
3	M.BEZZECCHI	30.357	L.MARINI	13.727	J.ZARCO	27.002	A.MARQUEZ	21.259	3	<b>A.MARQUEZ</b>	1'32.573	1'32.614 (3)	
4	<b>L.MARINI</b>	<b>30.433</b>	<b>A.ESPARGARO</b>	<b>13.806</b>	<b>J.MARTIN</b>	<b>27.108</b>	<b>T.NAKAGAMI</b>	<b>21.319</b>	4	<b>J.ZARCO</b>	1'32.762	1'32.762 (4)	
5	J.ZARCO	30.439	A.MARQUEZ	13.831	M.VIÑALES	27.114	F.BAGNAIA	21.418	5	<b>F.QUARTARAR</b>	1'32.774	1'32.804 (5)	
6	<b>F.QUARTARARO</b>	<b>30.464</b>	<b>J.MARTIN</b>	<b>13.843</b>	<b>B.BINDER</b>	<b>27.140</b>	<b>L.MARINI</b>	<b>21.436</b>	6	<b>L.MARINI</b>	1'32.855	1'32.881 (6)	
7	J.MARTIN	30.489	J.ZARCO	13.861	A.MARQUEZ	27.146	F.QUARTARARO	21.446	7	<b>J.MARTIN</b>	1'32.933	1'33.067 (8)	
8	<b>J.MILLER</b>	<b>30.516</b>	<b>B.BINDER</b>	<b>13.869</b>	<b>J.MILLER</b>	<b>27.167</b>	<b>J.ZARCO</b>	<b>21.460</b>	8	<b>T.NAKAGAMI</b>	1'32.956	1'32.981 (7)	
9	M.MARQUEZ	30.562	S.BRADL	13.883	T.NAKAGAMI	27.183	J.MARTIN	21.493	9	<b>J.MILLER</b>	1'33.087	1'33.087 (9)	
10	<b>T.NAKAGAMI</b>	<b>30.567</b>	<b>J.MILLER</b>	<b>13.884</b>	<b>F.MORBIDELLI</b>	<b>27.196</b>	<b>J.MILLER</b>	<b>21.520</b>	10	<b>A.ESPARGAR</b>	1'33.310	1'33.421 (10)	
11	F.MORBIDELLI	30.571	F.DI GIANNANTO	13.886	L.SAVADORI	27.213	A.ESPARGARO	21.530	11	<b>B.BINDER</b>	1'33.337	1'33.486 (11)	
12	<b>M.OLIVEIRA</b>	<b>30.632</b>	<b>M.MARQUEZ</b>	<b>13.886</b>	<b>M.OLIVEIRA</b>	<b>27.241</b>	<b>F.DI GIANNANTO</b>	<b>21.570</b>	12	<b>F.MORBIDELLI</b>	1'33.464	1'33.893 (16)	
13	E.BASTIANINI	30.677	T.NAKAGAMI	13.887	L.MARINI	27.259	E.BASTIANINI	21.589	13	<b>F.BAGNAIA</b>	1'33.478	1'33.498 (12)	
14	<b>A.ESPARGARO</b>	<b>30.688</b>	<b>F.QUARTARARO</b>	<b>13.888</b>	<b>A.ESPARGARO</b>	<b>27.286</b>	<b>B.BINDER</b>	<b>21.595</b>	14	<b>F.DI GIANNAN</b>	1'33.489	1'33.633 (14)	
15	F.DI GIANNANTO	30.704	F.MORBIDELLI	13.929	A.FERNANDEZ	27.297	A.FERNANDEZ	21.602	15	<b>M.MARQUEZ</b>	1'33.561	1'34.111 (21)	
16	<b>A.FERNANDEZ</b>	<b>30.708</b>	<b>F.BAGNAIA</b>	<b>13.949</b>	<b>R.FERNANDEZ</b>	<b>27.320</b>	<b>M.OLIVEIRA</b>	<b>21.610</b>	16	<b>A.FERNANDEZ</b>	1'33.588	1'33.588 (13)	
17	B.BINDER	30.733	A.FERNANDEZ	13.981	F.DI GIANNANTO	27.329	S.BRADL	21.615	17	<b>M.OLIVEIRA</b>	1'33.612	1'33.673 (15)	
18	<b>F.BAGNAIA</b>	<b>30.771</b>	<b>R.FERNANDEZ</b>	<b>14.004</b>	<b>F.BAGNAIA</b>	<b>27.340</b>	<b>M.MARQUEZ</b>	<b>21.698</b>	18	<b>E.BASTIANINI</b>	1'33.800	1'33.902 (17)	
19	R.FERNANDEZ	30.780	E.BASTIANINI	14.043	M.MARQUEZ	27.415	R.FERNANDEZ	21.717	19	<b>R.FERNANDEZ</b>	1'33.821	1'33.941 (18)	
20	<b>L.SAVADORI</b>	<b>30.817</b>	<b>I.LECUONA</b>	<b>14.059</b>	<b>E.BASTIANINI</b>	<b>27.491</b>	<b>F.MORBIDELLI</b>	<b>21.768</b>	20	<b>L.SAVADORI</b>	1'33.944	1'34.055 (20)	
21	I.LECUONA	30.927	L.SAVADORI	14.094	S.BRADL	27.524	I.LECUONA	21.780	21	<b>S.BRADL</b>	1'33.989	1'33.989 (19)	
22	<b>S.BRADL</b>	<b>30.967</b>	<b>J.FOLGER</b>	<b>14.094</b>	<b>J.FOLGER</b>	<b>27.530</b>	<b>L.SAVADORI</b>	<b>21.820</b>	22	<b>I.LECUONA</b>	1'34.353	1'34.363 (22)	
23	J.FOLGER	30.998	M.OLIVEIRA	14.129	I.LECUONA	27.587	J.FOLGER	22.119	23	<b>J.FOLGER</b>	1'34.741	1'34.741 (23)	

These data/results cannot be reproduced, stored and/or transmitted in whole or in part by any manner of electronic, mechanical, photocopying, recording, broadcasting or otherwise now known or herein after developed without the previous express consent by the copyright owner, except for reproduction in daily press and regular printed publications on sale to the public within 60 days of the event related to those data/results and always provided that copyright symbol appears together as follows below.

© DORNA, 2023

Official MotoGP Timing by **TISSOT**  
www.motogp.com





## MOTUL TT ASSEN

### Practice Nr. 1

### Fastest Laps Sequence

<i>Practice Time</i>	 <i>Rider</i>	<i>Nation</i>	<i>Motorcycle</i>	<i>Time</i>	<i>Km/h</i>	<i>Rider's Lap</i>
<b>3'29.288</b>	5 <b>Johann ZARCO</b>	FRA	DUCATI	<b>1'37.268</b>	168.1	2
<b>3'42.991</b>	72 <b>Marco BEZZECCHI</b>	ITA	DUCATI	<b>1'36.655</b>	169.1	2
<b>3'46.730</b>	88 <b>Miguel OLIVEIRA</b>	POR	APRILIA	<b>1'36.496</b>	169.4	2
<b>4'12.176</b>	1 <b>Francesco BAGNAIA</b>	ITA	DUCATI	<b>1'36.366</b>	169.6	2
<b>4'12.513</b>	10 <b>Luca MARINI</b>	ITA	DUCATI	<b>1'36.289</b>	169.8	2
<b>5'04.784</b>	5 <b>Johann ZARCO</b>	FRA	DUCATI	<b>1'35.496</b>	171.2	3
<b>5'18.247</b>	72 <b>Marco BEZZECCHI</b>	ITA	DUCATI	<b>1'35.256</b>	171.6	3
<b>5'33.453</b>	23 <b>Enea BASTIANINI</b>	ITA	DUCATI	<b>1'35.023</b>	172.0	3
<b>6'20.328</b>	20 <b>Fabio QUARTARARO</b>	FRA	YAMAHA	<b>1'34.752</b>	172.5	3
<b>6'39.169</b>	5 <b>Johann ZARCO</b>	FRA	DUCATI	<b>1'34.385</b>	173.2	4
<b>6'52.208</b>	72 <b>Marco BEZZECCHI</b>	ITA	DUCATI	<b>1'33.961</b>	174.0	4
<b>8'25.793</b>	72 <b>Marco BEZZECCHI</b>	ITA	DUCATI	<b>1'33.585</b>	174.7	5
<b>11'32.957</b>	72 <b>Marco BEZZECCHI</b>	ITA	DUCATI	<b>1'33.298</b>	175.2	7
<b>28'45.692</b>	72 <b>Marco BEZZECCHI</b>	ITA	DUCATI	<b>1'32.725</b>	176.3	13
<b>41'54.709</b>	72 <b>Marco BEZZECCHI</b>	ITA	DUCATI	<b>1'32.506</b>	176.7	18
<b>43'26.955</b>	72 <b>Marco BEZZECCHI</b>	ITA	DUCATI	<b>1'32.246</b>	177.2	19

These data/results cannot be reproduced, stored and/or transmitted in whole or in part by any manner of electronic, mechanical, photocopying, recording, broadcasting or otherwise now known or herein after developed without the previous express consent by the copyright owner, except for reproduction in daily press and regular printed publications on sale to the public within 60 days of the event related to those data/results and always provided that copyright symbol appears together as follows below.

© DORNA, 2023

Official MotoGP Timing by TISSOT  
www.motogp.com

Assen, Friday, June 23, 2023

