

MOTUL TT ASSEN

Race

Classification after 20 laps = 90.84 km

29

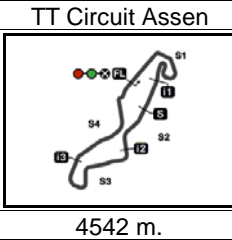
Pos		Rider	Nation	Team	Motorcycle	Total Time	Km/h	Gap
1	25	5 Jaume MASIA	SPA	Leopard Racing	HONDA	34'14.619	159.1	
2	20	71 Ayumu SASAKI	JPN	Liqui Moly Husqvarna Intact GP	HUSQVARNA	34'14.700	159.1	0.081
3	16	53 Deniz ÖNCÜ	TUR	Red Bull KTM Ajo	KTM	34'14.895	159.1	0.276
4	13	48 Ivan ORTOLÁ	SPA	Angeluss MTA Team	KTM	34'14.943	159.1	0.324
5	11	44 David MUÑOZ	SPA	BOE Motorsports	KTM	34'15.020	159.1	0.401
6	10	99 José Antonio RUEDA	SPA	Red Bull KTM Ajo	KTM	34'15.126	159.1	0.507
7	9	95 Collin VEIJER	NED	Liqui Moly Husqvarna Intact GP	HUSQVARNA	34'15.438	159.1	0.819
8	8	55 Romano FENATI	ITA	Rivacold Snipers Team	HONDA	34'15.675	159.0	1.056
9	7	66 Joel KELSO	AUS	CFMOTO Racing PruestelGP	CFMOTO	34'15.960	159.0	1.341
10	6	82 Stefano NEPA	ITA	Angeluss MTA Team	KTM	34'16.643	159.0	2.024
11	5	27 Kaito TOBA	JPN	SIC58 Squadra Corse	HONDA	34'26.355	158.2	11.736
12	4	10 Diogo MOREIRA	BRA	MT Helmets - MSI	KTM	34'26.873	158.2	12.254
13	3	80 David ALONSO	COL	Valresa GASGAS Aspar M3	GASGAS	34'26.936	158.2	12.317
14	2	43 Xavier ARTIGAS	SPA	CFMOTO Racing PruestelGP	CFMOTO	34'27.211	158.1	12.592
15	1	6 Ryusei YAMANAKA	JPN	Valresa GASGAS Aspar M3	GASGAS	34'27.213	158.1	12.594
16		18 Matteo BERTELLE	ITA	Rivacold Snipers Team	HONDA	34'27.265	158.1	12.646
17		72 Taiyo FURUSATO	JPN	Honda Team Asia	HONDA	34'27.517	158.1	12.898
18		54 Riccardo ROSSI	ITA	SIC58 Squadra Corse	HONDA	34'27.660	158.1	13.041
19		16 Andrea MIGNO	ITA	CIP Green Power	KTM	34'27.719	158.1	13.100
20		38 David SALVADOR	SPA	CIP Green Power	KTM	34'29.270	158.0	14.651
21		7 Filippo FARIOLI	ITA	Red Bull KTM Tech3	KTM	34'37.077	157.4	22.458
22		19 Scott OGDEN	GBR	VisionTrack Racing Team	HONDA	34'40.920	157.1	26.301
23		64 Mario AJI	INA	Honda Team Asia	HONDA	34'40.993	157.1	26.374
24		22 Ana CARRASCO	SPA	BOE Motorsports	KTM	34'45.998	156.7	31.379
25		96 Daniel HOLGADO	SPA	Red Bull KTM Tech3	KTM	35'29.158	153.5	1'14.539
Not classified								
		31 Adrian FERNANDEZ	SPA	Leopard Racing	HONDA	7'49.272	139.3	16 laps
		70 Joshua WHATLEY	GBR	VisionTrack Racing Team	HONDA	3'35.204	151.9	18 laps

The results are provisional until the end of the limit for protest and appeals.

Time limit for protest expires 30' after publication of the results - Time:

These data/results cannot be reproduced, stored and/or transmitted in whole or in part by any manner of electronic, mechanical, photocopying, recording, broadcasting or otherwise now known or herein after developed without the previous express consent by the copyright owner, except for reproduction in daily press and regular printed publications on sale to the public within 60 days of the event related to those data/results and always provided that copyright symbol appears together as follows below.

© DORNA, 2023



MOTUL TT ASSEN

Race

Classification after 20 laps = 90.84 km

29

Pos	Rider	Nation	Team	Motorcycle	Total Time	Km/h	Gap
-----	-------	--------	------	------------	------------	------	-----

Race condition: Dry

Air: 28°

Humidity: 44%

Ground: 38°

Pole Position:

David MUÑOZ 1'41.181 161.6 Km/h

Fastest Lap:

Lap 8 Ivan ORTOLÁ 1'41.752 160.6 Km/h

Best Race Lap:

2022 John MCPHEE 1'41.190 161.5 Km/h

All Time Lap Record:

2023 David MUÑOZ 1'41.181 161.6 Km/h

10:45'00

11:00'00

11:03'04

11:04'36 Daniel HOLGADO

11:04'49 Daniel HOLGADO

11:04'56 Adrian FERNANDEZ11:04'57 Ivan ORTOLÁ11:07'16 Ivan ORTOLÁ

11:07'23 Adrian FERNANDEZ

11:07'23 Joshua WHATLEY

11:07'46 Adrian FERNANDEZ

11:10'47 Daniel HOLGADO

11:10'53 Adrian FERNANDEZ

11:11'00 Diogo MOREIRA11:15'51 Filippo FARIOLI11:17'16 Riccardo ROSSI11:19'17 Filippo FARIOLI11:19'56 Taiyo FURUSATO11:27'56 Filippo FARIOLI

SIGHTING LAP START

WARM UP LAP START

RACE START

crashed out - Rider OK

re-joined race

double long lap penaltylong lap penaltylong lap penalty - COMPLETED

crashed out - Rider OK

crashed out - Rider OK

re-joined race

track limits warning

entered pits and retired

track limits warninglong lap penalty due to shortcut at T17track limits warninglong lap penalty - COMPLETEDtrack limits warningtrack limits warning

The results are provisional until the end of the limit for protest and appeals.

Time limit for protest expires 30' after publication of the results - Time:

These data/results cannot be reproduced, stored and/or transmitted in whole or in part by any manner of electronic, mechanical, photocopying, recording, broadcasting or otherwise now known or herein after developed without the previous express consent by the copyright owner, except for reproduction in daily press and regular printed publications on sale to the public within 60 days of the event related to those data/results and always provided that copyright symbol appears together as follows below.

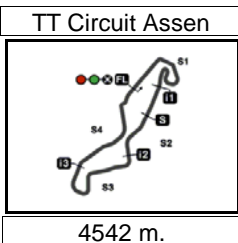
© DORNA, 2023

Official MotoGP Timing by TISSOT
www.motogp.com

Assen, Sunday, June 25, 2023

Page 2 of 2





Results and timing service provided by TISSOT

MOTUL TT ASSEN

Moto3™

World Championship Classification

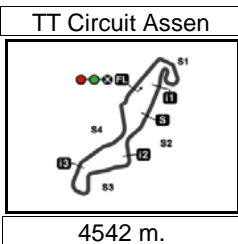
30

Rider	Points	Leader	Previous	POR	ARG	AME	SPA	FRA	ITA	GER	NED	GBR	AUT	CAT	RSM	IND	JPN	INA	AUS	THA	MAL	QAT	VAL
1 HOLGADO Daniel	SPA	125		25	13	11	10	25	25	16	0												
2 MASIA Jaume	SPA	109	16	16	11	-	20	16	16	11	10	25											
3 SASAKI Ayumu	JPN	99	26	10	10	-	-	13	20	16	20	20											
4 ORTOLÁ Ivan	SPA	94	31	5	-	0	25	25	13	5	13	13											
5 ÖNCÜ Deniz	TUR	94	31	0	6	0	10	7	10	20	25	16											
6 MOREIRA Diogo	BRA	77	48	17	16	20	13	6	-	9	9	4											
7 ALONSO David	COL	65	60	12	-	2	8	20	8	13	11	3											
8 ARTIGAS Xavier	SPA	57	68	8	8	8	16	9	9	-	5	2											
9 RUEDA José Antonio	SPA	52	73	5	13	0	6	11	7	2	3	10											
10 NEPA Stefano	ITA	46	79	6	9	10	-	1	6	7	7	6											
11 SUZUKI Tatsuki	JPN	38	87	8	2	25	-	8	3	-	-	-											
12 TOBA Kaito	JPN	36	89	2	5	9	5	-	4	6	2	5											
13 MUÑOZ David	SPA	35	90	1	20	0	-	-	-	-	4	11											
14 YAMANAKA Ryusei	JPN	35	90	0	0	7	7	0	11	1	8	1											
15 VEIJER Collin	NED	27	98	8	4	0	3	0	1	10	-	9											
16 OGDEN Scott	GBR	20	105	7	-	11	2	4	-	3	0	0											
17 SALVADOR David	SPA	20	105	0	3	6	9	-	2	0	0	0											
18 KELSO Joel	AUS	19	106	1	7	-	-	0	5	-	0	7											
19 MIGNO Andrea	ITA	17	108	2	-	16	0	0	-	0	1	0											
20 FENATI Romano	ITA	16	109	1	0	3	0	5	0	0	0	8											
21 BERTELLE Matteo	ITA	11	114	5	0	4	-	3	0	4	-	0											
22 ROSSI Riccardo	ITA	10	115	1	1	-	1	-	0	8	0	0											

These data/results cannot be reproduced, stored and/or transmitted in whole or in part by any manner of electronic, mechanical, photocopying, recording, broadcasting or otherwise now known or herein after developed without the previous express consent by the copyright owner, except for reproduction in daily press and regular printed publications on sale to the public within 60 days of the event related to those data/results and always provided that copyright symbol appears together as follows below.
© DORNA, 2023

Official MotoGP Timing by TISSOT
www.motogp.com





Results and timing service provided by TISSOT

MOTUL TT ASSEN

Moto3™

World Championship Classification

30

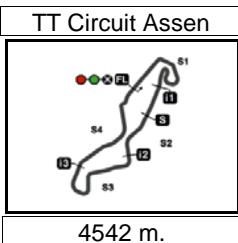
Rider		Points	Leader	Previous	POR	ARG	AME	SPA	FRA	ITA	GER	NED	GBR	AUT	CAT	RSM	IND	JPN	INA	AUS	THA	MAL	QAT	VAL	
23 FURUSATO Taiyo	JPN	6	119	4	0	0	0	0	-	-	6	0													
24 AZMAN Syarifuddin	MAL	5	120	1	0	5	-	0	-	-	-	-													
25 AJI Mario	INA	4	121	1	0	-	4	0	0	0	0	0													
26 FARIOLI Filippo	ITA	2	123	2	-	0	0	2	0	-	0	0													
27 WHATLEY Joshua	GBR	1	124	1	0	1	-	0	0	0	0	-													
28 FERNANDEZ Adrian	SPA	0	125	1	-	-	-	-	-	-	0	-													
29 ALMANSA David	SPA	0	125	0	-	0	0	0	-	-	-	-													
30 LUNETTA Luca	ITA	0	125	0	-	-	-	-	-	0	-	-													
31 CARRASCO Ana	SPA	0	125	0	0	0	0	0	0	0	0	0													
32 BUASRI Tatchakorn	THA	0	125	0	-	-	-	-	-	-	0	-													
33 SHAHRIL Danial	MAL	0	125	0	-	-	-	-	-	-	0	-													

These data/results cannot be reproduced, stored and/or transmitted in whole or in part by any manner of electronic, mechanical, photocopying, recording, broadcasting or otherwise now known or herein after developed without the previous express consent by the copyright owner, except for reproduction in daily press and regular printed publications on sale to the public within 60 days of the event related to those data/results and always provided that copyright symbol appears together as follows below.
© DORNA, 2023

Official MotoGP Timing by TISSOT
www.motogp.com

Assen, Sunday, June 25, 2023





Results and timing service provided by TISSOT

MOTUL TT ASSEN

Moto3™

World Championship Classification

30

Constructor		<i>Points</i>	<i>Leader</i>	<i>Previous</i>	POR	ARG	AME	SPA	FRA	ITA	GER	NED	GBR	AUT	CAT	RSM	IND	JPN	INA	AUS	THA	MAL	QAT	VAL
1	KTM	186			25	20	25	25	25	25	25	16												
2	HONDA	134	52	52	11	25	20	16	16	11	10	25												
3	HUSQVARNA	102	84	32	10	-	3	13	20	16	20	20												
4	GASGAS	73	113	29	-	7	8	20	11	13	11	3												
5	CFMOTO	62	124	11	8	8	16	9	9	-	5	7												

Team		<i>Points</i>	<i>Leader</i>	<i>Previous</i>	POR	ARG	AME	SPA	FRA	ITA	GER	NED	GBR	AUT	CAT	RSM	IND	JPN	INA	AUS	THA	MAL	QAT	VAL
1	LEOPARD RACING	147			13	25	20	24	19	11	10	25												
2	RED BULL KTM AJO	146	1	1	19	-	16	18	17	22	28	26												
3	ANGELUSS MTA TEAM	140	7	6	9	10	25	26	19	12	20	19												
4	RED BULL KTM TECH3	127	20	13	25	13	11	12	25	25	16	-												
5	LIQUI MOLY HUSQVARNA INTACT GP	126	21	1	14	-	3	13	21	26	20	29												
6	VALRESA GASGAS ASPAR M3	100	47	26	-	9	15	20	19	14	19	4												
7	MT HELMETS - MSI	82	65	18	16	25	13	6	-	9	9	4												
8	CFMOTO RACING PRUESTELGP	76	71	6	15	8	16	9	14	-	5	9												
9	SIC58 SQUADRA CORSE	46	101	30	6	9	6	-	4	14	2	5												
10	CIP GREEN POWER	37	110	9	3	22	9	-	2	-	1	-												
11	BOE MOTORSPORTS	35	112	2	20	-	-	-	-	-	4	11												
12	RIVACOLD SNIPERS TEAM	27	120	8	-	7	-	8	-	4	-	8												
13	VISIONTRACK RACING TEAM	21	126	6	-	12	2	4	-	3	-	-												
14	HONDA TEAM ASIA	10	137	11	-	-	4	-	-	-	6	-												

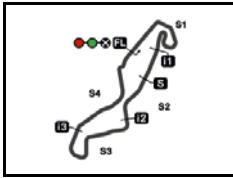
These data/results cannot be reproduced, stored and/or transmitted in whole or in part by any manner of electronic, mechanical, photocopying, recording, broadcasting or otherwise now known or herein after developed without the previous express consent by the copyright owner, except for reproduction in daily press and regular printed publications on sale to the public within 60 days of the event related to those data/results and always provided that copyright symbol appears together as follows below.
© DORNA, 2023

Official MotoGP Timing by TISSOT
www.motogp.com

Assen, Sunday, June 25, 2023

Page 3 of 3





4542 m.

MOTUL TT ASSEN

Race

Lap Chart

31

Pos	1	2	3	4	5	6	7	8	9	10	11	12	13	14	15	16	17	18	19	20	21	22	23	24	25	26	27
Grid	44	66	54	71	53	82	27	5	95	55	99	16	19	38	31	18	80	72	43	48	7	10	70	64	6	22	96

1	66	44	54	71	82	53	5	99	55	48	95	27	80	38	16	72	43	31	10	6	19	7	18	70	64	22	96
2	44	66	54	71	5	82	53	48	99	55	95	80	16	43	38	10	27	6	72	7	64	18	70	31	22	19	96
3	44	5	66	82	54	53	71	99	55	95	48	43	80	10	38	27	6	72	16	7	18	64	22	19	96	31	
4	5	44	71	66	82	53	99	54	48	95	55	43	80	10	38	6	27	72	16	18	7	64	22	19	96	31	
5	53	71	82	99	5	44	66	48	95	54	55	43	10	80	38	6	72	27	16	18	7	64	22	19	96		
6	82	53	44	71	5	99	48	66	54	55	95	43	6	80	10	38	72	27	18	16	7	64	22	19	96		
7	82	53	44	71	48	5	99	55	66	95	43	54	6	80	10	72	38	18	27	16	7	64	22	19	96		
8	82	53	44	48	71	5	99	55	66	95	54	43	10	80	72	18	27	38	6	16	7	64	22	19	96		
9	82	48	53	44	71	55	5	66	95	99	43	54	10	80	72	18	27	6	38	16	7	64	22	19	96		
10	82	48	44	53	5	71	55	66	95	99	10	43	80	72	54	6	18	27	38	16	64	7	22	19	96		
L	11	82	44	48	5	71	53	55	66	95	99	10	80	43	6	54	18	27	72	38	16	64	7	22	19	96	
a	12	82	44	5	48	71	55	53	66	95	99	80	6	10	43	18	27	54	38	72	16	7	64	19	22	96	
p	13	82	44	5	55	48	71	53	66	95	99	6	80	10	18	43	72	27	38	54	16	7	64	19	22	96	
s	14	82	5	44	55	53	48	71	66	95	99	6	18	10	72	27	80	38	43	16	54	7	64	19	22	96	
	15	82	55	5	44	53	48	99	71	95	66	10	6	27	72	18	80	43	16	38	54	7	64	19	22	96	
	16	5	55	53	48	44	82	71	95	99	66	27	6	72	10	18	80	38	43	16	54	7	64	19	22	96	
	17	5	55	44	53	71	48	82	95	99	66	27	10	80	72	38	6	43	18	16	54	7	64	19	22	96	
	18	5	53	48	71	44	95	55	82	99	66	27	10	80	43	6	38	72	16	18	54	7	64	19	22	96	
	19	5	48	53	71	44	55	82	99	95	66	27	10	80	6	43	18	72	54	16	38	7	64	19	22	96	
	20	5	71	53	48	44	99	95	55	66	82	27	10	80	43	6	18	72	54	16	38	7	19	64	22	96	

○ Winner

□ Lapped rider

These data/results cannot be reproduced, stored and/or transmitted in whole or in part by any manner of electronic, mechanical, photocopying, recording, broadcasting or otherwise now known or herein after developed without the previous express consent by the copyright owner, except for reproduction in daily press and regular printed publications on sale to the public within 60 days of the event related to those data/results and always provided that copyright symbol appears together as follows below.

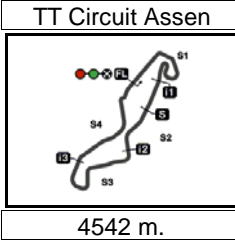
© DORNA, 2023

Official MotoGP Timing by TISSOT
www.motogp.com

Assen, Sunday, June 25, 2023

motoEJ





MOTUL TT ASSEN

Race

Fastest Lap of Each Rider

32

	Rider	Nation	Team	Motorcycle	Time	Lap Total	Gap
1	48 Ivan ORTOLÁ	SPA	Angeluss MTA Team	KTM	1'41.752	8 20	
2	99 José Antonio RUEDA	SPA	Red Bull KTM Ajo	KTM	1'41.757	8 20	0.005 0.005
3	55 Romano FENATI	ITA	Rivacold Snipers Team	HONDA	1'41.780	11 20	0.028 0.023
4	5 Jaume MASIA	SPA	Leopard Racing	HONDA	1'41.795	8 20	0.043 0.015
5	66 Joel KELSO	AUS	CFMOTO Racing PruestelGP	CFMOTO	1'41.828	11 20	0.076 0.033
6	44 David MUÑOZ	SPA	BOE Motorsports	KTM	1'41.859	11 20	0.107 0.031
7	6 Ryusei YAMANAKA	JPN	Valresa GASGAS Aspar M3	GASGAS	1'41.870	4 20	0.118 0.011
8	95 Collin VEIJER	NED	Liqui Moly Husqvarna Intact GP	HUSQVARNA	1'41.890	8 20	0.138 0.020
9	71 Ayumu SASAKI	JPN	Liqui Moly Husqvarna Intact GP	HUSQVARNA	1'41.907	11 20	0.155 0.017
10	53 Deniz ÖNCÜ	TUR	Red Bull KTM Ajo	KTM	1'41.993	8 20	0.241 0.086
11	82 Stefano NEPA	ITA	Angeluss MTA Team	KTM	1'42.032	3 20	0.280 0.039
12	72 Taiyo FURUSATO	JPN	Honda Team Asia	HONDA	1'42.040	8 20	0.288 0.008
13	43 Xavier ARTIGAS	SPA	CFMOTO Racing PruestelGP	CFMOTO	1'42.082	4 20	0.330 0.042
14	10 Diogo MOREIRA	BRA	MT Helmets - MSI	KTM	1'42.106	8 20	0.354 0.024
15	18 Matteo BERTELLE	ITA	Rivacold Snipers Team	HONDA	1'42.214	6 20	0.462 0.108
16	80 David ALONSO	COL	Valresa GASGAS Aspar M3	GASGAS	1'42.235	7 20	0.483 0.021
17	38 David SALVADOR	SPA	CIP Green Power	KTM	1'42.280	10 20	0.528 0.045
18	27 Kaito TOBA	JPN	SIC58 Squadra Corse	HONDA	1'42.302	9 20	0.550 0.022
19	54 Riccardo ROSSI	ITA	SIC58 Squadra Corse	HONDA	1'42.347	2 20	0.595 0.045
20	16 Andrea MIGNO	ITA	CIP Green Power	KTM	1'42.352	9 20	0.600 0.005
21	7 Filippo FARIOLI	ITA	Red Bull KTM Tech3	KTM	1'42.560	4 20	0.808 0.208
22	64 Mario AJI	INA	Honda Team Asia	HONDA	1'42.623	3 20	0.871 0.063
23	19 Scott OGDEN	GBR	VisionTrack Racing Team	HONDA	1'42.802	11 20	1.050 0.179
24	22 Ana CARRASCO	SPA	BOE Motorsports	KTM	1'43.345	11 20	1.593 0.543
25	70 Joshua WHATLEY	GBR	VisionTrack Racing Team	HONDA	1'43.589	2 2	1.837 0.244
26	96 Daniel HOLGADO	SPA	Red Bull KTM Tech3	KTM	1'43.907	9 20	2.155 0.318
27	31 Adrian FERNANDEZ	SPA	Leopard Racing	HONDA	1'44.725	2 4	2.973 0.818

These data/results cannot be reproduced, stored and/or transmitted in whole or in part by any manner of electronic, mechanical, photocopying, recording, broadcasting or otherwise now known or herein after developed without the previous express consent by the copyright owner, except for reproduction in daily press and regular printed publications on sale to the public within 60 days of the event related to those data/results and always provided that copyright symbol appears together as follows below.

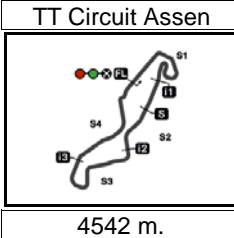
© DORNA, 2023

Official MotoGP Timing by TISSOT
www.motogp.com

Assen, Sunday, June 25, 2023







MOTUL TT ASSEN

After the Race

Event Best Maximum Speed

33



Rider	Nation	Team	Motorcycle	Km/h	
80 David ALONSO	COL	Valresa GASGAS Aspar M3	GASGAS	219.7	Practice Nr. 2
71 Ayumu SASAKI	JPN	Liqui Moly Husqvarna Intact GP	HUSQVARNA	218.9	Race
96 Daniel HOLGADO	SPA	Red Bull KTM Tech3	KTM	218.5	Practice Nr. 1
95 Collin VEIJER	NED	Liqui Moly Husqvarna Intact GP	HUSQVARNA	218.5	Race
44 David MUÑOZ	SPA	BOE Motorsports	KTM	218.5	Race
48 Ivan ORTOLÁ	SPA	Angeluss MTA Team	KTM	218.5	Race
10 Diogo MOREIRA	BRA	MT Helmets - MSI	KTM	218.5	Race
53 Deniz ÖNCÜ	TUR	Red Bull KTM Ajo	KTM	218.1	Race
66 Joel KELSO	AUS	CFMOTO Racing PruestelGP	CFMOTO	218.1	Race
5 Jaume MASIA	SPA	Leopard Racing	HONDA	217.7	Race
54 Riccardo ROSSI	ITA	SIC58 Squadra Corse	HONDA	217.4	Race
99 José Antonio RUEDA	SPA	Red Bull KTM Ajo	KTM	217.4	Practice Nr. 3
63 Syarifuddin AZMAN	MAL	MT Helmets - MSI	KTM	217.4	Practice Nr. 1
72 Taiyo FURUSATO	JPN	Honda Team Asia	HONDA	217.4	Race
43 Xavier ARTIGAS	SPA	CFMOTO Racing PruestelGP	CFMOTO	217.0	Race
16 Andrea MIGNO	ITA	CIP Green Power	KTM	217.0	Race
27 Kaito TOBA	JPN	SIC58 Squadra Corse	HONDA	217.0	Practice Nr. 2
6 Ryusei YAMANAKA	JPN	Valresa GASGAS Aspar M3	GASGAS	217.0	Race
18 Matteo BERTELLE	ITA	Rivacold Snipers Team	HONDA	216.6	Race
22 Ana CARRASCO	SPA	BOE Motorsports	KTM	216.6	Practice Nr. 1
38 David SALVADOR	SPA	CIP Green Power	KTM	216.6	Qualifying Nr. 2
82 Stefano NEPA	ITA	Angeluss MTA Team	KTM	216.6	Qualifying Nr. 2
31 Adrian FERNANDEZ	SPA	Leopard Racing	HONDA	216.2	Qualifying Nr. 1
19 Scott OGDEN	GBR	VisionTrack Racing Team	HONDA	215.4	Race
55 Romano FENATI	ITA	Rivacold Snipers Team	HONDA	215.1	Race
7 Filippo FARIOLI	ITA	Red Bull KTM Tech3	KTM	214.7	Practice Nr. 1
70 Joshua WHATLEY	GBR	VisionTrack Racing Team	HONDA	213.6	Practice Nr. 1
64 Mario AJI	INA	Honda Team Asia	HONDA	211.0	Qualifying Nr. 1

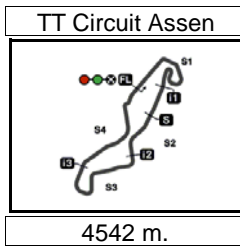
These data/results cannot be reproduced, stored and/or transmitted in whole or in part by any manner of electronic, mechanical, photocopying, recording, broadcasting or otherwise now known or herein after developed without the previous express consent by the copyright owner, except for reproduction in daily press and regular printed publications on sale to the public within 60 days of the event related to those data/results and always provided that copyright symbol appears together as follows below.

© DORNA, 2023

Official MotoGP Timing by TISSOT
www.motogp.com

Assen, Sunday, June 25, 2023





MOTUL TT ASSEN
Race

Chronological Analysis of Performances

34

* Lap / Sector time cancelled T1 Time from finish line to 1st intermediate T3 Time from 2nd intermed. to 3rd intermed.
P Crossing the finish line in pit lane T2 Time from 1st intermed. to 2nd intermed. T4 Time from 3rd intermediate to finish line

Lap	Lap Time	T1	T2	T3	T4	Speed	Lap	Lap Time	T1	T2	T3	T4	Speed		
1st	5	Jaume MASIA Leopard Racing SPA						3rd	53	Deniz ÖNCÜ Red Bull KTM Ajo TUR					
		Runs=1	Total laps=20	Full laps=19	Valid laps=19				Runs=1	Total laps=20	Full laps=19	Valid laps=19			
1	1'48.898	39.765	16.303	29.117	23.713	217.4	1	1'48.814	39.718	16.306	29.023	23.767	218.1		
2	1'42.005	33.389	16.060	28.930	23.626	215.8	2	1'42.412	33.575	16.100	28.861	23.876	215.8		
3	1'41.986	33.355	16.310	28.777	23.544	213.2	3	1'42.116	33.277	16.422	28.801	23.616	217.0		
4	1'42.468	33.475	16.212	29.078	23.703	213.2	4	1'42.596	33.449	16.476	28.796	23.875	207.1		
5	1'43.778	33.385	16.422	29.174	24.797	211.0	5	1'42.855	33.537	16.032	29.186	24.100	217.7		
6	1'43.031	33.691	16.283	29.111	23.946	215.4	6	1'43.041	33.759	16.253	29.024	24.005	210.3		
7	1'42.321	33.420	16.133	28.794	23.974	216.6	7	1'42.077	33.347	16.199	28.717	23.814	212.1		
8	1'41.795	33.348	16.105	28.696	23.646	217.7	8	1'41.993	33.369	16.127	28.803	23.694	212.1		
9	1'42.372	33.738	16.084	28.964	23.586	217.0	9	1'42.215	33.443	16.148	28.997	23.627	212.1		
10	1'41.909	33.137	16.160	28.805	23.807	215.1	10	1'42.361	33.472	16.225	28.773	23.891	212.5		
11	1'41.853	33.378	16.048	28.915	23.512	216.6	11	1'42.225	33.360	16.100	28.889	23.876	215.4		
12	1'41.938	33.278	16.109	28.940	23.611	215.8	12	1'42.097	33.445	16.077	28.811	23.764	214.7		
13	1'42.268	33.274	16.227	28.931	23.836	213.2	13	1'42.254	33.654	16.088	28.935	23.577	213.6		
14	1'42.255	33.314	16.364	28.880	23.697	210.6	14	1'42.117	33.460	16.124	28.904	23.629	215.1		
15	1'42.502	33.464	16.290	28.909	23.839	212.1	15	1'42.516	33.693	16.027	28.958	23.838	214.7		
16	1'42.165	33.415	16.295	28.833	23.622	214.3	16	1'42.160	33.432	16.136	28.906	23.686	215.4		
17	1'42.761	33.319	16.460	29.146	23.836	210.6	17	1'42.975	33.326	16.220	29.130	24.299	215.4		
18	1'42.882	33.333	16.535	29.217	23.797	210.6	18	1'42.735	33.495	16.126	29.192	23.922	215.4		
19	1'42.729	33.213	16.428	29.205	23.883	209.9	19	1'42.601	33.290	16.143	29.118	24.050	211.3		
20	1'42.703	33.349	16.354	29.262	23.738	210.3	20	1'42.735	33.506	16.414	29.060	23.755	206.7		

2nd	71	Ayumu SASAKI Liqui Moly Husqvarna JPN						4th	48	Ivan ORTOLÁ Angeluss MTA Team SPA					
		Runs=1	Total laps=20	Full laps=19	Valid laps=17				Runs=1	Total laps=20	Full laps=19	Valid laps=17			
1	1'48.598	39.564	16.311	28.957	23.766	218.5	1	1'49.340	40.680	16.318	28.678	23.664	212.8		
2	1'42.258	33.433	16.103	29.077	23.645	214.7	2	1'41.976	33.330	16.185	28.700	23.761	214.3		
3	1'42.609	33.524	16.268	28.997	23.820	218.1	3	1'43.297	35.027	16.145	28.608	23.517	216.6		
4	1'42.155	33.505	15.891	29.006	23.753	217.0	4	1'41.837	33.161	16.007	28.918	23.751	216.6		
5	1'43.263	33.490	16.188	29.140	24.445	215.1	5	1'42.819	33.535	16.103	29.089	24.092	215.4		
6	1'43.168	33.737	16.300	29.184	23.947	211.7	6	1'43.101	34.077	16.091	28.991	23.942	214.3		
7	1'42.159	33.419	16.054	28.882	23.804	216.2	7	1'41.987	33.528	16.037	28.711	23.711	215.4		
8	1'41.991	33.385	15.967	28.884	23.755	218.1	8	1'41.752	33.359	16.067	28.737	23.589	215.4		
9	1'42.272	33.489	16.307	28.778	23.698	213.6	9	1'41.883	33.415	16.056	28.637	23.775	214.7		
10	1'42.207	33.449	16.089	28.943	23.726	218.9	10	1'42.208	33.328	16.252	28.864	23.764	212.5		
11	1'41.907	33.401	15.984	28.981	23.541	218.1	11	1'42.098	33.505	16.036	28.780	23.777	215.1		
12	1'42.051	33.280	15.993	29.022	23.756	217.4	12	1'42.159	33.295	16.066	28.875	23.923	215.1		
13	1'42.364	33.548	15.987	29.159	23.670	216.2	13	1'42.402	33.402	16.095	28.907	23.998	214.3		
14	1'42.553	33.685	16.004	28.983	23.881	218.5	14	1'42.533	33.432	16.109	28.847	24.145	215.8		
15	1'42.903 *	33.545	15.970	29.084	24.304*	218.9	15	1'42.510	33.565	16.024	28.938	23.983	218.1		
16	1'42.224	33.438	16.061	28.999	23.726	215.4	16	1'42.051 *	33.34*	16.078	28.896	23.729	217.4		
17	1'42.195	33.219	16.040	28.946	23.990	218.1	17	1'43.050	33.380	16.201	29.064	24.405	215.8		
18	1'42.867	33.327	16.072	29.309	24.159	215.8	18	1'42.687	33.469	16.059	28.961	24.198	216.2		
19	1'42.486 *	33.351	16.191	28.996	23.948*	215.4	19	1'42.407	33.512	16.014	28.947	23.934	217.7		
20	1'42.470	33.320	16.122	29.322	23.706	213.9	20	1'42.846 *	34.134	15.982	29.010*	23.720	218.5		

Fastest Lap: Ivan ORTOLÁ Angeluss MTA Team SPA 1'41.752 33.359 16.067 28.737 23.589

These data/results cannot be reproduced, stored and/or transmitted in whole or in part by any manner of electronic, mechanical, photocopying, recording, broadcasting or otherwise now known or herein after developed without the previous express consent by the copyright owner, except for reproduction in daily press and regular printed publications on sale to the public within 60 days of the event related to those data/results and always provided that copyright symbol appears together as follows below.
© DORNA, 2023



Race

Moto3

Lap	Lap Time	T1	T2	T3	T4	Speed	Lap	Lap Time	T1	T2	T3	T4	Speed	
5th	44	David MUÑOZ				BOE Motorsports	SPA	9	1'41.977	33.524	15.924	29.014	23.515	216.2
		Runs=1	Total laps=20	Full laps=19	Valid laps=19		10	1'42.154 *	33.479	16.017	28.901	23.757*	217.7	
1	1'48.232	38.956	16.705	28.888	23.683	212.5	11	1'41.986	33.545	15.927	28.961	23.553	217.0	
2	1'42.257	33.210	16.146	29.110	23.791	212.8	12	1'42.073	33.494	15.937	29.107	23.535	216.6	
3	1'42.270	33.335	16.192	29.010	23.733	212.8	13	1'42.163	33.583	16.011	29.046	23.523	217.4	
4	1'42.685	33.415	16.314	29.117	23.839	211.3	14	1'42.334	33.723	15.994	28.997	23.620	217.7	
5	1'43.698	33.424	16.403	29.837	24.034	212.1	15	1'42.864	33.924	16.060	29.039	23.841	216.6	
6	1'42.773	33.776	16.306	29.040	23.651	215.4	16	1'42.233	33.586	16.080	28.910	23.657	216.2	
7	1'42.058	33.378	16.182	28.767	23.731	215.1	17	1'42.416	33.401	16.039	29.023	23.953	216.6	
8	1'42.035	33.473	16.038	28.819	23.705	215.8	18	1'42.658	33.440	16.120	29.067	24.031	218.1	
9	1'42.235	33.680	16.164	28.851	23.540	208.8	19	1'43.172	33.763	16.113	29.043	24.253	216.2	
10	1'42.035	33.398	16.244	28.758	23.635	212.5	20	1'42.434	33.668	16.022	28.900	23.844	218.1	
11	1'41.859	33.317	16.066	28.795	23.681	214.7								
12	1'42.128	33.303	16.221	28.994	23.610	213.6	8th	55	Romano FENATI				Rivacold Snipers Tea	ITA
13	1'42.206	33.241	16.261	28.951	23.753	212.8			Runs=1	Total laps=20	Full laps=19	Valid laps=17		
14	1'42.505	33.543	16.202	28.887	23.873	214.7	1	1'49.159	40.315	16.309	28.844	23.691	212.5	
15	1'42.529	33.563	16.192	28.916	23.858	214.7	2	1'42.373	33.779	16.264	28.798	23.532	210.3	
16	1'42.679	33.476	16.188	28.838	24.177	216.6	3	1'42.135	33.414	16.154	28.769	23.798	215.1	
17	1'42.440	33.318	16.101	29.051	23.970	216.2	4	1'43.038	33.462	16.244	29.378	23.954	212.1	
18	1'43.156	33.145	16.939	29.214	23.858	214.3	5	1'42.952 *	33.502	16.209	28.800*	24.441*	214.3	
19	1'42.623	33.489	16.157	28.946	24.031	218.5	6	1'43.045 *	34.13*	16.188	28.831	23.887	209.5	
20	1'42.617	33.275	16.290	29.120	23.932	209.9	7	1'42.057	33.424	16.325	28.750	23.558	211.7	
							8	1'41.795	33.469	16.058	28.646	23.622	212.8	
							9	1'42.024	33.372	16.223	28.690	23.739	213.6	
							10	1'42.428	33.501	16.173	28.811	23.943	213.9	
							11	1'41.780	33.253	16.013	28.858	23.656	213.6	
							12	1'41.971	33.298	16.012	28.834	23.827	214.3	
							13	1'42.052	33.343	16.141	28.789	23.779	212.5	
							14	1'42.286	33.396	16.262	28.844	23.784	213.6	
							15	1'42.208	33.554	16.056	29.010	23.588	214.3	
							16	1'42.362	33.277	16.435	28.826	23.824	208.8	
							17	1'42.822	33.346	16.415	29.286	23.775	210.6	
							18	1'43.446	33.409	16.338	29.188	24.511	211.7	
							19	1'42.617	33.584	16.174	28.782	24.077	209.9	
							20	1'43.125	33.216	16.148	29.148	24.613	211.0	
							9th	66	Joel KELSO				CFMOTO Racing Pru	AUS
									Runs=1	Total laps=20	Full laps=19	Valid laps=19		
							1	1'48.179	39.045	16.504	28.957	23.673	213.6	
							2	1'42.443	33.175	16.285	29.142	23.841	212.8	
							3	1'42.413	33.597	16.163	28.720	23.933	215.4	
							4	1'42.678	33.453	16.152	29.081	23.992	214.3	
							5	1'43.513	33.702	16.261	29.153	24.397	218.1	
							6	1'43.273	33.988	16.218	29.092	23.975	216.2	
							7	1'42.304	33.789	16.257	28.772	23.486	216.6	
							8	1'41.881	33.586	16.065	28.760	23.470	217.4	
							9	1'42.212	33.713	15.982	28.829	23.688	216.6	
							10	1'42.136	33.340	16.106	28.843	23.847	218.1	
							11	1'41.828	33.438	15.958	28.908	23.524	217.0	
							12	1'42.069	33.471	16.022	29.015	23.561	217.0	
							13	1'42.267	33.679	16.047	28.971	23.570	215.1	
							14	1'42.421	33.694	16.006	28.944	23.777	217.4	
							15	1'42.994	33.648	16.011	29.081	24.254	217.4	
							16	1'42.547	33.927	16.106	28.908	23.606	216.2	
							17	1'42.147	33.447	16.081	29.002	23.617	216.2	
							18	1'42.894	33.823	16.078	29.140	23.853	217.0	
Fastest Lap:	Ivan ORTOLÁ	Anqeluss MTA Team				SPA	1'41.752	33.359	16.067	28.737	23.589			

These data/results cannot be reproduced, stored and/or transmitted in whole or in part by any manner of electronic, mechanical, photocopying, recording, broadcasting or otherwise now known or herein after developed without the previous express consent by the copyright owner, except for reproduction in daily press and regular printed publications on sale to the public within 60 days of the event related to those data/results and always provided that copyright symbol appears together as follows below.
© DORNA, 2023

Race

Moto3

Lap	Lap Time	T1	T2	T3	T4	Speed	Lap	Lap Time	T1	T2	T3	T4	Speed
19	1'42.925	33.939	16.144	29.074	23.768	215.1	6	1'42.937	33.705	16.194	29.237	23.801	214.3
20	1'42.836	33.758	16.035	29.125	23.918	217.4	7	1'42.238	33.597	16.177	28.906	23.558	215.1
10th 82 Stefano NEPA Angeluss MTA Team ITA Runs=1 Total laps=20 Full laps=19 Valid laps=18							8	1'42.106	33.545	16.059	28.928	23.574	217.7
1	1'48.704	39.443	16.462	28.991	23.808	214.3	9	1'42.408	33.534	16.083	29.188	23.603	217.4
2	1'42.437	33.507	16.078	29.067	23.785	214.7	10	1'42.232	33.545	16.044	28.972	23.671	215.1
3	1'42.032	33.614	16.133	28.632	23.653	213.6	11	1'43.151	34.095	16.106	29.149	23.801	214.3
4	1'42.633	33.693	16.224	28.852	23.864	211.3	12	1'43.812	34.039	16.163	29.287	24.323	213.9
5	1'43.255	33.481	16.095	29.117	24.562	215.4	13	1'43.251	33.550	16.184	29.391	24.126	215.1
6	1'42.567	33.683	16.281	28.860	23.743	212.8	14	1'43.160	33.888	16.379	29.147	23.746	215.8
7	1'42.053	33.185	16.394	28.758	23.716	208.5	15	1'43.592	33.968	16.413	29.064	24.147	209.9
8	1'42.076	33.302	16.282	28.769	23.723	209.5	16	1'44.200	33.755	16.512	29.918	24.015	211.3
9	1'42.087	33.278	16.312	28.806	23.691	209.5	17	1'43.174	33.963	16.233	29.205	23.773	215.8
10	1'42.151	33.317	16.308	28.898	23.628	209.9	18	1'43.124	33.630	16.457	29.202	23.835	213.2
11	1'42.035	33.321	16.265	28.770	23.679	209.9	19	1'43.302	33.729	16.476	29.374	23.723	211.3
12	1'42.100	33.276	16.268	28.890	23.666	210.6	20	1'43.461	33.771	16.434	29.449	23.807	212.8
13	1'42.196	33.250	16.275	28.957	23.714	209.2	13th 80 David ALONSO Valresa GASGAS Asp COL Runs=1 Total laps=20 Full laps=19 Valid laps=19						
14	1'42.416	33.451	16.321	28.934	23.710	209.9	1	1'49.846	40.660	16.354	28.997	23.835	212.5
15	1'42.427	33.533	16.265	28.942	23.687	211.3	2	1'42.806	33.813	16.263	29.028	23.702	213.9
16	1'43.244	33.542	16.218	28.838	24.646	214.7	3	1'42.804	33.558	16.511	28.969	23.766	213.2
17	1'42.746	33.342	16.127	29.103	24.174	213.9	4	1'42.619	33.611	16.123	28.862	24.023	214.3
18	1'42.800	33.764	16.044	29.107	23.885	216.2	5	1'42.710	33.853	16.094	28.877	23.886	217.0
19	1'42.883	33.839	16.054	28.989	24.001	215.8	6	1'42.712	33.644	16.328	29.045	23.695	210.6
20	1'43.801 *	33.299	16.067	29.125	25.310*	215.8	7	1'42.235	33.511	16.242	28.974	23.508	213.2
11th 27 Kaito TOBA SIC58 Squadra Corse JPN Runs=1 Total laps=20 Full laps=19 Valid laps=19							8	1'42.360	33.490	16.054	29.077	23.739	216.2
1	1'49.783	40.527	16.288	29.102	23.866	213.9	9	1'42.393	33.524	16.023	29.070	23.776	217.4
2	1'43.980	33.765	16.522	29.295	24.398	211.7	10	1'42.907	34.033	16.165	28.988	23.721	216.2
3	1'42.412	33.729	16.070	29.090	23.523	215.4	11	1'42.493	33.532	16.130	29.004	23.827	214.3
4	1'42.476	33.503	16.133	28.942	23.898	214.3	12	1'43.215	33.690	16.351	29.259	23.915	210.6
5	1'42.820	33.847	16.102	29.133	23.738	214.7	13	1'43.742	33.696	16.420	29.343	24.283	208.8
6	1'42.622	33.613	16.108	28.978	23.923	214.7	14	1'43.871	34.011	16.249	29.063	24.548	215.4
7	1'42.997	33.737	16.598	28.881	23.781	209.9	15	1'43.512	33.879	16.114	29.225	24.294	217.0
8	1'42.458	33.560	16.184	28.976	23.738	213.9	16	1'43.850	33.786	16.323	29.553	24.188	215.4
9	1'42.302	33.522	16.195	28.882	23.703	213.6	17	1'43.127	33.872	16.163	29.160	23.932	215.8
10	1'42.485	33.696	16.134	29.027	23.628	215.1	18	1'43.001	33.494	16.445	29.195	23.867	214.7
11	1'42.462	33.474	16.118	29.194	23.676	216.2	19	1'43.279	33.703	16.485	29.366	23.725	212.1
12	1'43.093	33.671	16.219	29.033	24.170	214.3	20	1'43.454	33.913	16.334	29.223	23.984	214.3
13	1'43.385	34.187	16.303	29.080	23.815	215.1	14th 43 Xavier ARTIGAS CFMOTO Racing Pru SPA Runs=1 Total laps=20 Full laps=19 Valid laps=17						
14	1'43.417	34.049	16.173	29.437	23.758	214.3	1	1'50.438	41.257	16.282	29.247	23.652	217.0
15	1'43.134	33.653	16.221	29.073	24.187	214.3	2	1'42.846	33.753	16.090	29.261	23.742	214.7
16	1'43.735	33.834	16.416	29.426	24.059	216.6	3	1'42.125 *	33.476	16.163	28.916	23.570*	214.3
17	1'43.179	33.640	16.487	29.170	23.882	209.9	4	1'42.082	33.457	16.136	28.824	23.665	212.1
18	1'43.276	33.714	16.518	29.139	23.905	209.5	5	1'42.257	33.472	16.071	28.862	23.852	213.9
19	1'43.225	33.664	16.544	29.272	23.745	209.2	6	1'43.198	34.041	16.408	28.940	23.809	209.2
20	1'43.114	33.754	16.383	29.108	23.869	209.2	7	1'42.347	33.681	16.225	28.970	23.471	215.4
12th 10 Diogo MOREIRA MT Helmets - MSI BRA Runs=1 Total laps=20 Full laps=19 Valid laps=17							8	1'42.345	33.664	16.155	28.935	23.591	212.8
1	1'50.668	41.501	16.261	29.210	23.696	218.5	9	1'42.645	33.613	16.170	29.162	23.700	214.7
2	1'42.856	33.766	16.081	29.172	23.837	217.0	10	1'42.457 *	33.409	16.200	28.978	23.870*	211.7
3	1'42.117 *	33.52*	16.048	28.949	23.598*	215.8	11	1'43.245	33.784	16.202	29.204	24.055	211.3
4	1'42.444 *	33.645	16.116	28.797	23.886*	216.2	12	1'43.733	33.960	16.296	29.185	24.292	215.8
5	1'42.640	33.549	16.155	28.965	23.971	213.9	13	1'43.316	33.834	16.199	29.182	24.101	213.9
							14	1'43.796	34.122	16.266	29.092	24.316	214.7
							15	1'43.551	33.954	16.139	29.088	24.370	215.1

Fastest Lap: Ivan ORTOLÁ Angeluss MTA Team SPA **1'41.752** 33.359 16.067 28.737 23.589

These data/results cannot be reproduced, stored and/or transmitted in whole or in part by any manner of electronic, mechanical, photocopying, recording, broadcasting or otherwise now known or herein after developed without the previous express consent by the copyright owner, except for reproduction in daily press and regular printed publications on sale to the public within 60 days of the event related to those data/results and always provided that copyright symbol appears together as follows below.
© DORNA, 2023

Race

Moto3

Lap	Lap Time	T1	T2	T3	T4	Speed	Lap	Lap Time	T1	T2	T3	T4	Speed
16	1'43.986	33.810	16.213	29.559	24.404	212.8	3	1'42.802 *	33.668	16.144	29.022	23.968*	213.9
17	1'43.392	33.970	16.320	28.916	24.186	215.8	4	1'42.056	33.387	16.169	28.893	23.607	214.7
18	1'42.694	33.699	16.163	29.133	23.699	213.6	5	1'42.407	33.542	16.046	28.724	24.095	216.2
19	1'43.258	33.658	16.347	29.463	23.790	214.7	6	1'42.792	33.652	16.138	29.109	23.893	215.4
20	1'43.500	33.699	16.297	29.430	24.074	215.4	7	1'42.261	33.512	16.122	28.860	23.767	212.8

15th 6 Ryusei YAMANAKA Valresa GASGAS Asp JPN
Runs=1 Total laps=20 Full laps=19 Valid laps=19

1	1'50.956	41.357	16.590	29.206	23.803	216.6
2	1'42.854	33.541	16.152	29.225	23.936	213.6
3	1'42.741	33.898	16.168	28.891	23.784	215.4
4	1'41.870	33.247	16.125	28.747	23.751	215.4
5	1'42.490	33.711	15.997	28.826	23.956	214.7
6	1'42.468	33.614	16.132	29.095	23.627	214.7
7	1'42.167	33.353	16.220	29.091	23.503	214.7
8	1'44.445	33.507	16.192	30.600	24.146	214.7
9	1'42.106	33.347	16.120	28.943	23.696	217.0
10	1'41.950	33.352	16.150	28.815	23.633	213.9
11	1'42.421	33.363	16.194	29.060	23.804	215.8
12	1'42.981	33.556	16.113	29.217	24.095	216.6
13	1'43.336	33.535	16.258	29.416	24.127	212.1
14	1'43.001	33.559	16.375	29.135	23.932	209.2
15	1'43.904	34.103	16.330	29.159	24.312	209.5
16	1'43.949	33.766	16.447	29.377	24.359	213.2
17	1'44.016	33.713	16.428	29.321	24.554	211.7
18	1'42.895	33.535	16.184	29.327	23.849	212.1
19	1'43.073	33.675	16.280	29.332	23.786	213.6
20	1'43.590	33.663	16.328	29.296	24.303	213.6

16th 18 Matteo BERTELLE Rivacold Snipers Tea ITA
Runs=1 Total laps=20 Full laps=19 Valid laps=19

1	1'51.498	41.773	16.528	29.334	23.863	213.2
2	1'43.552	33.819	16.442	29.201	24.090	213.6
3	1'42.389	33.548	16.300	28.898	23.643	213.2
4	1'42.326	33.477	16.305	28.844	23.700	214.3
5	1'42.292	33.405	16.222	28.997	23.668	213.2
6	1'42.214	33.467	16.149	28.917	23.681	215.1
7	1'42.623	33.631	16.400	28.908	23.684	212.8
8	1'42.398	33.463	16.370	28.767	23.798	211.7
9	1'42.430	33.358	16.305	28.908	23.859	212.5
10	1'42.423	33.474	16.299	28.747	23.903	212.5
11	1'42.575	33.461	16.197	29.005	23.912	216.6
12	1'43.053	33.527	16.214	29.074	24.238	214.7
13	1'43.141	33.607	16.275	29.202	24.057	212.1
14	1'43.059	33.614	16.522	29.002	23.921	211.7
15	1'44.121	34.143	16.436	29.175	24.367	213.2
16	1'43.864	33.827	16.323	29.447	24.267	215.4
17	1'43.878	34.309	16.300	28.919	24.350	215.4
18	1'43.295	34.151	16.285	29.016	23.843	213.6
19	1'42.929	33.557	16.296	29.107	23.969	212.8
20	1'43.205	33.720	16.173	29.270	24.042	215.1

17th 72 Taiyo FURUSATO Honda Team Asia JPN
Runs=1 Total laps=20 Full laps=19 Valid laps=16

1	1'50.282	41.039	16.331	28.986	23.926	217.4
2	1'43.603	34.011	16.208	29.294	24.090	215.4

8	1'42.040	33.498	16.061	28.780	23.701	214.7
9	1'42.619 *	33.537	16.060	29.055*	23.967	216.2
10	1'42.681 *	33.575	16.199	29.115*	23.792	215.4
11	1'43.329	33.675	16.494	29.333	23.827	211.0
12	1'43.338	33.830	16.280	29.173	24.055	215.8
13	1'42.946	33.750	16.294	29.020	23.882	213.9
14	1'43.418	33.889	16.343	29.188	23.998	214.3
15	1'43.395	33.888	16.212	29.113	24.182	216.2
16	1'43.775	33.571	16.439	29.357	24.408	213.6
17	1'43.667	33.741	16.477	29.193	24.256	213.9
18	1'43.526	33.427	16.492	29.471	24.136	214.3
19	1'43.187	33.439	16.206	29.394	24.148	214.7
20	1'43.393	33.484	16.201	29.522	24.186	216.2

18th 54 Riccardo ROSSI SIC58 Squadra Corse ITA
Runs=1 Total laps=20 Full laps=19 Valid laps=17

1	1'48.400	39.379	16.421	28.883	23.717	213.9
2	1'42.347	33.386	16.334	28.773	23.854	211.7
3	1'42.543	33.418	16.335	28.956	23.834	213.6
4	1'43.060	33.502	16.558	29.015	23.985	209.2
5	1'43.277	33.573	16.380	28.918	24.406	214.7
6	1'42.991	33.997	16.250	28.842	23.902	214.3
7	1'42.832 *	33.805	16.377	28.946	23.704*	213.9
8	1'42.112 *	33.439	16.146	28.809	23.718*	215.8
9	1'42.832	33.629	16.196	29.271	23.736	215.1
10	1'43.316	33.903	16.474	29.050	23.889	214.3
11	1'42.994	33.501	16.245	29.287	23.961	211.3
12	1'43.298	33.929	16.231	28.943	24.195	215.4
13	1'43.517	33.855	16.755	29.086	23.821	212.8
14	1'43.478	34.273	16.292	28.999	23.914	214.7
15	1'43.651	34.044	16.288	29.370	23.949	217.4
16	1'43.860	33.940	16.359	29.302	24.259	215.1
17	1'43.657	34.029	16.389	28.985	24.254	215.4
18	1'43.048	34.018	16.353	28.983	23.694	213.2
19	1'43.258	34.042	16.186	29.142	23.888	214.7
20	1'43.189	33.404	16.224	29.398	24.163	215.4

19th 16 Andrea MIGNO CIP Green Power ITA
Runs=1 Total laps=20 Full laps=19 Valid laps=19

1	1'50.157	40.918	16.329	28.986	23.924	217.0
2	1'43.011	33.730	16.205	29.326	23.750	213.2
3	1'43.812	33.365	16.275	29.748	24.424	215.4
4	1'42.499	33.432	16.258	29.038	23.771	215.1
5	1'42.480	33.483	16.213	29.049	23.735	213.6
6	1'42.462	33.409	16.263	29.031	23.759	213.6
7	1'42.823	33.583	16.551	28.837	23.852	211.3
8	1'42.954	33.657	16.260	28.896	24.141	215.1
9	1'42.352	33.460	16.188	28.878	23.826	214.7
10	1'42.576	33.571	16.254	28.938	23.813	213.2
11	1'42.435	33.467	16.201	28.974	23.793	214.7
12	1'42.771	33.520	16.157	29.060	24.034	215.4

Fastest Lap: Ivan ORTOLÁ Anqeluss MTA Team SPA **1'41.752** 33.359 16.067 28.737 23.589

These data/results cannot be reproduced, stored and/or transmitted in whole or in part by any manner of electronic, mechanical, photocopying, recording, broadcasting or otherwise now known or herein after developed without the previous express consent by the copyright owner, except for reproduction in daily press and regular printed publications on sale to the public within 60 days of the event related to those data/results and always provided that copyright symbol appears together as follows below.
© DORNA, 2023

Race

Moto3

Lap	Lap Time	T1	T2	T3	T4	Speed	Lap	Lap Time	T1	T2	T3	T4	Speed							
13	1'43.381	33.877	16.480	29.210	23.814	215.1	22nd 19	Scott OGDEN		VisionTrack Racing T			GBR							
14	1'43.148	33.952	16.193	29.160	23.843	215.4		Runs=1	Total laps=20	Full laps=19	Valid laps=15									
15	1'43.614	34.085	16.244	29.176	24.109	215.4		1	1'51.306	41.129	16.562	29.361	24.254	215.4						
16	1'43.955	33.893	16.191	29.601	24.270	214.3		2	1'49.612	33.749			23.917	211.0						
17	1'43.574	33.982	16.365	28.986	24.241	215.1		3	1'43.220	33.695	16.515	29.104	23.906	207.8						
18	1'43.031	33.843	16.235	29.083	23.870	212.8		4	1'43.093 *	33.60*	16.549	29.073	23.864	208.1						
19	1'43.585	34.039	16.340	29.409	23.797	212.5		5	1'43.300	33.596	16.462	29.085	24.157	208.5						
20	1'43.099	33.585	16.153	29.321	24.040	214.3		6	1'42.999	33.571	16.467	29.089	23.872	209.5						
20th 38								David SALVADOR		CIP Green Power			SPA							
Runs=1 Total laps=20 Full laps=19 Valid laps=17																				
1	1'50.094	40.824	16.346	29.004	23.920	215.8		7	1'42.972	33.424	16.627	29.038	23.883	208.1						
2	1'43.393 *	33.898	16.195	29.304	23.996*	212.8		8	1'44.729 *	33.570	16.594	29.608	24.957*	209.9						
3	1'42.383	33.671	16.100	28.958	23.654	215.1		9	1'43.480 *	33.83*	16.551	29.016	24.080	209.5						
4	1'42.292	33.633	16.140	28.798	23.721	213.9		10	1'43.411	33.874	16.436	29.123	23.978	209.5						
5	1'42.702	33.636	16.125	28.922	24.019	213.9		11	1'42.802	33.558	16.385	29.042	23.817	209.9						
6	1'43.050 *	33.860	16.233	29.015	23.942*	215.8		12	1'42.808	33.410	16.370	29.204	23.824	211.0						
7	1'42.925	33.884	16.324	29.007	23.710	211.3		13	1'43.278	33.608	16.543	29.196	23.931	207.4						
8	1'42.840	33.914	16.193	28.915	23.818	214.3		14	1'43.690 *	33.79*	16.505	29.276	24.119	208.8						
9	1'42.562	33.568	16.122	29.094	23.778	215.1		15	1'43.415	33.722	16.444	29.224	24.025	209.2						
10	1'42.280	33.552	16.108	28.981	23.639	213.9		16	1'43.308	33.561	16.539	29.216	23.992	209.5						
11	1'42.508	33.675	16.133	29.040	23.660	214.3	17	1'43.497	33.593	16.608	29.259	24.037	209.5							
12	1'43.145	33.831	16.139	29.094	24.081	215.4	18	1'43.236	33.576	16.546	29.157	23.957	209.5							
13	1'43.263	33.979	16.292	29.161	23.831	215.8	19	1'43.035	33.562	16.477	29.188	23.808	209.9							
14	1'43.325	34.073	16.171	29.195	23.886	213.9	20	1'43.729	33.754	16.507	29.396	24.072	210.6							
15	1'43.844	34.122	16.185	29.556	23.981	215.8	23rd 64							Mario AJI		Honda Team Asia		INA		
16	1'43.629	33.885	16.068	29.533	24.143	213.9	Runs=1 Total laps=20 Full laps=19 Valid laps=17													
17	1'43.375	33.892	16.178	29.124	24.181	213.9	1	1'51.688	42.043	16.607	29.253	23.785	208.5							
18	1'43.279	33.998	16.194	29.291	23.796	213.6	2	1'43.236	33.912	16.346	28.959	24.019	209.2							
19	1'44.076	34.435	16.398	29.357	23.886	213.6	3	1'42.623	33.941	16.421	28.664	23.597	208.1							
20	1'44.305	33.947	16.516	29.608	24.234	211.7	4	1'42.866	33.560	16.390	28.834	24.082	209.5							
21st 7							Filippo FARIOLI		Red Bull KTM Tech3			ITA								
Runs=1 Total laps=20 Full laps=19 Valid laps=13																				
1	1'51.365	41.625	16.319	29.313	24.108	213.6	5	1'43.225	33.597	16.454	29.083	24.091	206.7							
2	1'42.966	33.799	16.311	29.036	23.820	213.2	6	1'43.386	33.626	16.565	29.037	24.158	206.7							
3	1'42.874	33.772	16.363	28.911	23.828	212.1	7	1'43.242	33.469	16.613	29.003	24.157	205.0							
4	1'42.560	33.561	16.260	28.858	23.881	211.7	8	1'43.649	33.665	16.654	29.164	24.166	206.4							
5	1'43.090 *	33.703	16.203	28.957	24.227*	212.1	9	1'43.477	33.579	16.556	29.131	24.211	206.7							
6	1'43.607 *	33.77*	16.616	29.239	23.973	210.6	10	1'44.484	33.788	16.716	29.529	24.451	205.0							
7	1'42.963	33.541	16.362	29.179	23.881	209.5	11	1'44.821 *	34.007	16.745	29.620*	24.449	205.0							
8	1'43.717	33.815	16.368	29.433	24.101	209.9	12	1'43.966	33.842	16.677	29.388	24.059	204.6							
9	1'43.618	33.729	16.448	29.311	24.130	209.2	13	1'43.642	33.797	16.525	29.329	23.991	207.1							
10	1'46.946	36.132	16.324	29.147	25.343	209.5	14	1'43.464	33.811	16.577	29.095	23.981	206.7							
11	1'43.410 *	33.864	16.349	29.241*	23.956	210.3	15	1'43.806	33.788	16.529	29.346	24.143	207.4							
12	1'43.448	33.502	16.405	29.474	24.067	209.2	16	1'43.526	33.797	16.480	29.143	24.106	207.4							
13	1'43.608 *	33.73*	16.425	29.461	23.986	208.5	17	1'43.670	33.685	16.568	29.294	24.123	207.1							
14	1'43.449	33.699	16.425	29.389	23.936	208.5	18	1'44.057	33.737	16.650	29.346	24.324	206.0							
15	1'43.868 *	33.82*	16.481	29.417	24.150	208.8	19	1'44.183 *	33.681	16.830	29.419*	24.253	204.3							
16	1'43.293	33.684	16.457	29.229	23.923	209.5	20	1'43.982	33.762	16.813	29.339	24.068	202.9							
17	1'43.388	33.634	16.339	29.452	23.963	209.2	24th 22							Ana CARRASCO		BOE Motorsports		SPA		
18	1'43.139	33.662	16.331	29.244	23.902	209.2	Runs=1 Total laps=20 Full laps=19 Valid laps=19													
19	1'42.872	33.430	16.445	29.196	23.801	209.2	1	1'52.027	42.120	16.433	29.511	23.963	214.3							
20	1'42.896 *	33.58*	16.323	29.220	23.767	208.5	2	1'43.739	33.840	16.452	29.644	23.803	215.4							
							3	1'43.475	33.871	16.324	29.222	24.058	212.8							
							4	1'43.488	33.709	16.482	29.405	23.892	209.9							
							5	1'44.612	34.398	16.691	29.411	24.112	207.8							
							6	1'43.968	34.057	16.461	29.299	24.151	210.3							
							7	1'43.665	33.767	16.546	29.263	24.089	209.2							
							8	1'43.884	33.799	16.547	29.354	24.184	210.6							

Fastest Lap: Ivan ORTOLÁ Anqeluss MTA Team SPA **1'41.752** 33.359 16.067 28.737 23.589

These data/results cannot be reproduced, stored and/or transmitted in whole or in part by any manner of electronic, mechanical, photocopying, recording, broadcasting or otherwise now known or herein after developed without the previous express consent by the copyright owner, except for reproduction in daily press and regular printed publications on sale to the public within 60 days of the event related to those data/results and always provided that copyright symbol appears together as follows below.
© DORNA, 2023



Race

Moto3

Lap	Lap Time	T1	T2	T3	T4	Speed	Lap	Lap Time	T1	T2	T3	T4	Speed
9	1'44.144	33.924	16.514	29.432	24.274	209.5							
10	1'43.748	33.791	16.456	29.421	24.080	210.3							
11	1'43.345	33.705	16.417	29.231	23.992	210.6							
12	1'43.979	33.728	16.446	29.475	24.330	211.0							
13	1'43.730	33.751	16.452	29.460	24.067	210.6							
14	1'43.852	33.853	16.507	29.443	24.049	210.6							
15	1'43.824	33.971	16.407	29.301	24.145	211.0							
16	1'44.054	33.940	16.583	29.378	24.153	210.3							
17	1'44.046	33.851	16.529	29.465	24.201	210.3							
18	1'43.930	33.847	16.475	29.415	24.193	209.9							
19	1'44.010	33.920	16.607	29.431	24.052	209.5							
20	1'44.478	33.950	16.565	29.625	24.338	208.1							

25th 96 Daniel HOLGADO Red Bull KTM Tech3 SPA
 Runs=1 Total laps=20 Full laps=19 Valid laps=16

1	2'24.204	41.778	16.371	54.752	31.303	214.3							
2	1'46.611 *	35.205	16.977	29.953*	24.476	205.7							
3	1'44.786 *	34.083	16.927	29.629*	24.147	206.7							
4	1'44.315 *	33.928	16.699	29.627*	24.061	207.1							
5	1'44.189	33.835	16.685	29.515	24.154	206.7							
6	1'44.140	33.758	16.606	29.478	24.298	207.8							
7	1'44.418	33.977	16.702	29.543	24.196	206.7							
8	1'44.218	33.742	16.614	29.519	24.343	208.5							
9	1'43.907	33.787	16.603	29.388	24.129	207.4							
10	1'44.051	33.847	16.558	29.483	24.163	209.2							
11	1'44.176	33.807	16.567	29.593	24.209	208.1							
12	1'44.390	33.794	16.579	29.800	24.217	208.5							
13	1'44.411	33.795	16.841	29.691	24.084	207.4							
14	1'44.065	33.833	16.700	29.409	24.123	208.8							
15	1'44.012	33.890	16.588	29.449	24.085	207.8							
16	1'43.994	33.744	16.661	29.530	24.059	208.5							
17	1'44.062	33.769	16.634	29.555	24.104	207.4							
18	1'43.973	33.726	16.667	29.441	24.139	207.8							
19	1'44.264	33.835	16.721	29.483	24.225	206.4							
20	1'46.972	34.256	17.388	30.215	25.113	201.9							

26th 31 Adrian FERNANDEZ Leopard Racing SPA
 Runs=1 Total laps=4 Full laps=2 Valid laps=2

1	1'50.573	41.164	16.241	29.425	23.743	215.1							
2	1'44.725	35.550	16.250	29.220	23.705	215.4							
3	2'20.707	1'09.161	17.741	29.640	24.165	204.6							
4	1'53.267 P	34.040	16.444	29.247	33.536	210.6							

27th 70 Joshua WHATLEY VisionTrack Racing T GBR
 Runs=1 Total laps=2 Full laps=1 Valid laps=1

1	1'51.615	42.033	16.494	29.300	23.788	209.9							
2	1'43.589	34.038	16.470	28.930	24.151	211.0							

Fastest Lap: Ivan ORTOLÁ Anqeluss MTA Team SPA **1'41.752** 33.359 16.067 28.737 23.589

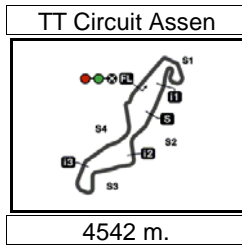
These data/results cannot be reproduced, stored and/or transmitted in whole or in part by any manner of electronic, mechanical, photocopying, recording, broadcasting or otherwise now known or herein after developed without the previous express consent by the copyright owner, except for reproduction in daily press and regular printed publications on sale to the public within 60 days of the event related to those data/results and always provided that copyright symbol appears together as follows below.
 © DORNA, 2023

Official MotoGP Timing by TISSOT
 www.motogp.com

Assen, Sunday, June 25, 2023

Page 6 of 6





MOTUL TT ASSEN
Race
Analysis by Lap

35

Num	Lap Time	Gap													
Lap 1			44	1'42.270	5	1'43.778	0.342	43	1'42.347	1.612	27	1'42.302	4.006		
66	1'48.179		5	1'41.986	0.130	44	1'43.698	0.349	54	1'42.832	1.769	6	1'42.106	4.253	
44	1'48.232	0.053	66	1'42.413	0.276	66	1'43.513	0.433	6	1'42.167	1.865	38	1'42.562	4.397	
54	1'48.400	0.221	82	1'42.032	0.414	48	1'42.819	0.476	80	1'42.235	2.051	16	1'42.352	4.706	
71	1'48.598	0.419	54	1'42.543	0.531	95	1'42.912	0.653	10	1'42.238	2.219	7	1'43.618	8.916	
82	1'48.704	0.525	53	1'42.116	0.583	54	1'43.277	0.834	72	1'42.261	2.522	64	1'43.477	9.548	
53	1'48.814	0.635	71	1'42.609	0.706	55	1'42.952	0.864	38	1'42.925	3.158	22	1'44.144	15.158	
5	1'48.898	0.719	99	1'42.172	0.826	43	1'42.257	0.955	18	1'42.623	3.213	19	1'43.480	16.867	
99	1'49.068	0.889	55	1'42.135	0.908	10	1'42.640	1.932	27	1'42.997	3.409	96	1'43.907	52.944	
55	1'49.159	0.980	95	1'42.106	1.044	80	1'42.710	1.992	16	1'42.823	3.563	Lap 10			
48	1'49.340	1.161	48	1'43.297	1.854	38	1'42.702	2.071	7	1'42.963	5.744	82	1'42.151		
95	1'49.492	1.313	43	1'42.125	2.650	6	1'42.490	2.118	64	1'43.242	6.585	48	1'42.208	0.205	
27	1'49.783	1.604	80	1'42.804	2.697	72	1'42.407	2.357	22	1'43.665	11.293	44	1'42.035	0.283	
80	1'49.846	1.667	10	1'42.117	2.882	27	1'42.820	2.678	19	1'42.972	12.821	53	1'42.361	0.485	
38	1'50.094	1.915	38	1'42.383	3.111	16	1'42.480	3.166	96	1'44.418	48.982	5	1'41.909	0.568	
16	1'50.157	1.978	27	1'42.412	3.416	18	1'42.292	3.264	Lap 8				71	1'42.207	0.685
72	1'50.282	2.103	6	1'42.741	3.792	7	1'43.090	4.062	82	1'42.076		55	1'42.428	1.011	
43	1'50.438	2.259	72	1'42.802	3.928	64	1'43.225	4.845	53	1'41.993	0.147	66	1'42.136	1.037	
31	1'50.573	2.394	16	1'43.812	4.221	22	1'44.612	8.548	44	1'42.035	0.251	95	1'42.154	1.110	
10	1'50.668	2.489	7	1'42.874	4.446	19	1'43.300	11.738	48	1'41.752	0.352	99	1'42.007	1.287	
6	1'50.956	2.777	18	1'42.389	4.680	96	1'44.189	45.312	71	1'41.991	0.444	10	1'42.232	2.651	
19	1'51.306	3.127	64	1'42.623	4.788	Lap 6				5	1'41.795	0.525	43	1'42.457	2.745
7	1'51.365	3.186	22	1'43.475	6.482	82	1'42.567		99	1'41.757	0.648	80	1'42.907	3.397	
18	1'51.498	3.319	19	1'43.220	11.379	53	1'43.041	0.206	55	1'41.795	0.797	72	1'42.681	3.548	
70	1'51.615	3.436	96	1'44.786	42.842	44	1'42.773	0.287	66	1'41.881	0.927	54	1'43.316	3.715	
64	1'51.688	3.509	31	2'20.707	43.246	71	1'43.168	0.423	95	1'41.890	1.217	6	1'41.950	4.052	
22	1'52.027	3.848	Lap 4				5	1'43.031	0.538	54	1'42.112	1.805	18	1'42.423	4.150
96	2'24.204	36.025	5	1'42.468		99	1'43.213	0.662	43	1'42.345	1.881	27	1'42.485	4.340	
Lap 2			44	1'42.685	0.087	48	1'43.101	0.742	10	1'42.106	2.249	38	1'42.280	4.526	
44	1'42.257		71	1'42.155	0.263	66	1'43.273	0.871	80	1'42.360	2.335	16	1'42.576	5.131	
66	1'42.443	0.133	66	1'42.678	0.356	54	1'42.991	0.990	72	1'42.040	2.486	64	1'44.484	11.881	
54	1'42.347	0.258	82	1'42.633	0.449	55	1'43.045	1.074	18	1'42.398	3.535	7	1'46.946	13.711	
71	1'42.258	0.367	53	1'42.596	0.581	95	1'43.360	1.178	27	1'42.458	3.791	22	1'43.748	16.755	
5	1'42.005	0.414	99	1'42.437	0.665	43	1'43.198	1.318	38	1'42.840	3.922	19	1'43.411	18.127	
82	1'42.437	0.652	54	1'43.060	0.993	6	1'42.468	1.751	6	1'44.445	4.234	96	1'44.051	54.844	
53	1'42.412	0.737	48	1'41.837	1.093	80	1'42.712	1.869	16	1'42.954	4.441	Lap 11			
48	1'41.976	0.827	95	1'42.731	1.177	10	1'42.937	2.034	7	1'43.717	7.385	82	1'42.035		
99	1'42.345	0.924	55	1'43.038	1.348	38	1'43.050	2.286	64	1'43.649	8.158	44	1'41.859	0.107	
55	1'42.373	1.043	43	1'42.082	2.134	72	1'42.792	2.314	22	1'43.884	13.101	48	1'42.098	0.268	
95	1'42.205	1.208	80	1'42.619	2.718	27	1'42.622	2.465	19	1'44.729	15.474	5	1'41.853	0.386	
80	1'42.806	2.163	10	1'42.444	2.728	18	1'42.214	2.643	96	1'44.218	51.124	71	1'41.907	0.557	
16	1'43.011	2.679	38	1'42.292	2.805	16	1'42.462	2.793	Lap 9				53	1'42.225	0.675
43	1'42.846	2.795	6	1'41.870	3.064	7	1'43.607	4.834	82	1'42.087		55	1'41.780	0.756	
38	1'43.393	2.998	27	1'42.476	3.294	64	1'43.386	5.396	48	1'41.883	0.148	66	1'41.828	0.830	
10	1'42.856	3.035	72	1'42.056	3.386	22	1'43.968	9.681	53	1'42.215	0.275	95	1'41.986	1.061	
27	1'43.980	3.274	16	1'42.499	4.122	19	1'42.999	11.902	44	1'42.235	0.399	99	1'42.127	1.379	
6	1'42.854	3.321	18	1'42.326	4.408	96	1'44.140	46.617	71	1'42.272	0.629	10	1'43.151	3.767	
72	1'43.603	3.396	7	1'42.560	4.408	Lap 7				55	1'42.024	0.734	80	1'42.493	3.855
7	1'42.966	3.842	64	1'42.866	5.056	82	1'42.053		5	1'42.372	0.810	43	1'43.245	3.955	
64	1'43.236	4.435	22	1'43.488	7.372	53	1'42.077	0.230	66	1'42.212	1.052	6	1'42.421	4.438	
18	1'43.552	4.561	19	1'43.093	11.874	44	1'42.058	0.292	95	1'41.977	1.107	54	1'42.994	4.674	
70	1'43.589	4.715	96	1'44.315	44.559	71	1'42.159	0.529	99	1'42.870	1.431	18	1'42.575	4.690	
31	1'44.725	4.809	31	1'53.267	53.915	48	1'41.987	0.676	43	1'42.645	2.439	27	1'42.462	4.767	
22	1'43.739	5.277	Lap 5				5	1'42.321	0.806	54	1'42.832	2.550	72	1'43.329	4.842
19	1'49.612	10.429	53	1'42.855		99	1'42.358	0.967	10	1'42.408	2.570	38	1'42.508	4.999	
96	1'46.611	40.326	71	1'43.263	0.090	55	1'42.057	1.078	80	1'42.393	2.641	16	1'42.435	5.531	
Lap 3			82	1'43.255	0.268	66	1'42.304	1.122	72	1'42.619	3.018	64	1'44.821	14.667	
			99	1'43.055	0.284	95	1'42.278	1.403	18	1'42.430	3.878	7	1'43.410	15.086	

Lapped rider

These data/results cannot be reproduced, stored and/or transmitted in whole or in part by any manner of electronic, mechanical, photocopying, recording, broadcasting or otherwise now known or herein after developed without the previous express consent by the copyright owner, except for reproduction in daily press and regular printed publications on sale to the public within 60 days of the event related to those data/results and always provided that copyright symbol appears together as follows below.
© DORNA, 2023



Num	Lap Time	Gap	Num	Lap Time	Gap	Num	Lap Time	Gap	Num	Lap Time	Gap
22	1'43.345	18.065	18	1'43.059	7.231	5	1'42.761		72	1'43.187	12.208
19	1'42.802	18.894	10	1'43.160	7.278	55	1'42.822	0.182	54	1'43.258	12.555
96	1'44.176	56.985	72	1'43.418	7.832	44	1'42.440	0.319	16	1'43.585	12.704
Lap 12			27	1'43.417	7.950	53	1'42.975	0.519	38	1'44.076	13.049
82	1'42.100		80	1'43.871	7.971	71	1'42.195	0.572	7	1'42.872	22.265
44	1'42.128	0.135	38	1'43.325	8.020	48	1'43.050	0.698	64	1'44.183	25.095
5	1'41.938	0.224	43	1'43.796	8.088	82	1'42.746	0.854	19	1'43.035	25.275
48	1'42.159	0.327	16	1'43.148	8.119	95	1'42.416	0.869	22	1'44.010	29.604
71	1'42.051	0.508	54	1'43.478	8.255	99	1'42.326	0.912	96	1'44.264	1'10.270
55	1'41.971	0.627	7	1'43.449	18.879	66	1'42.147	1.000	Lap 20		
53	1'42.097	0.672	64	1'43.464	19.027	27	1'43.179	10.435	5	1'42.703	
66	1'42.069	0.799	19	1'43.690	21.958	10	1'43.174	10.681	71	1'42.470	0.081
95	1'42.073	1.034	22	1'43.852	22.914	80	1'43.127	10.897	53	1'42.735	0.276
99	1'41.904	1.183	96	1'44.065	1'03.139	72	1'43.667	11.106	48	1'42.846	0.324
80	1'43.215	4.970	Lap 15			38	1'43.375	11.305	44	1'42.617	0.401
6	1'42.981	5.319	82	1'42.427		6	1'44.016	11.350	99	1'42.162	0.507
10	1'43.812	5.479	55	1'42.208	0.134	43	1'43.392	11.454	95	1'42.434	0.819
43	1'43.733	5.588	5	1'42.502	0.210	18	1'43.878	11.531	55	1'43.125	1.056
18	1'43.053	5.643	44	1'42.529	0.336	16	1'43.574	11.699	66	1'42.836	1.341
27	1'43.093	5.760	53	1'42.516	0.520	54	1'43.657	11.860	82	1'43.801	2.024
54	1'43.298	5.872	48	1'42.510	0.733	7	1'43.388	21.865	27	1'43.114	11.736
38	1'43.145	6.044	99	1'42.641	1.285	64	1'43.670	22.466	10	1'43.461	12.254
72	1'43.338	6.080	71	1'42.903	1.289	19	1'43.497	24.615	80	1'43.454	12.317
16	1'42.771	6.202	95	1'42.864	1.356	22	1'44.046	27.275	43	1'43.500	12.592
7	1'43.448	16.434	66	1'42.994	1.442	96	1'44.062	1'07.644	6	1'43.590	12.594
64	1'43.966	16.533	10	1'43.592	8.443	Lap 18			18	1'43.205	12.646
19	1'42.808	19.602	6	1'43.904	8.521	5	1'42.882		72	1'43.393	12.898
22	1'43.979	19.944	27	1'43.134	8.657	53	1'42.735	0.372	54	1'43.189	13.041
96	1'44.390	59.275	72	1'43.395	8.800	48	1'42.687	0.503	16	1'43.099	13.100
Lap 13			18	1'44.121	8.925	71	1'42.867	0.557	38	1'44.305	14.651
82	1'42.196		80	1'43.512	9.056	44	1'43.156	0.593	7	1'42.896	22.458
44	1'42.206	0.145	43	1'43.551	9.212	95	1'42.658	0.645	19	1'43.729	26.301
5	1'42.268	0.296	16	1'43.614	9.306	55	1'43.446	0.746	64	1'43.982	26.374
55	1'42.052	0.483	38	1'43.844	9.437	82	1'42.800	0.772	96	1'44.478	31.379
48	1'42.402	0.533	54	1'43.651	9.479	99	1'42.880	0.910	22	1'46.972	1'14.539
71	1'42.364	0.676	7	1'43.868	20.320	66	1'42.894	1.012			
53	1'42.254	0.730	64	1'43.806	20.406	27	1'43.276	10.829			
66	1'42.267	0.870	19	1'43.415	22.946	10	1'43.124	10.923			
95	1'42.163	1.001	22	1'43.824	24.311	80	1'43.001	11.016			
99	1'42.157	1.144	96	1'44.012	1'04.724	43	1'42.694	11.266			
6	1'43.336	6.459	Lap 16			6	1'42.895	11.363			
80	1'43.742	6.516	5	1'42.165		38	1'43.279	11.702			
10	1'43.251	6.534	55	1'42.362	0.121	72	1'43.526	11.750			
18	1'43.141	6.588	53	1'42.160	0.305	16	1'43.031	11.848			
43	1'43.316	6.708	48	1'42.051	0.409	18	1'43.295	11.944			
72	1'42.946	6.830	44	1'42.679	0.640	54	1'43.048	12.026			
27	1'43.385	6.949	82	1'43.244	0.869	7	1'43.139	22.122			
38	1'43.263	7.111	71	1'42.224	1.138	64	1'44.057	23.641			
54	1'43.517	7.193	95	1'42.233	1.214	19	1'43.236	24.969			
16	1'43.381	7.387	99	1'42.437	1.347	22	1'43.930	28.323			
7	1'43.608	17.846	66	1'42.547	1.614	96	1'43.973	1'08.735			
64	1'43.642	17.979	27	1'43.735	10.017	Lap 19					
19	1'43.278	20.684	6	1'43.949	10.095	5	1'42.729				
22	1'43.730	21.478	72	1'43.775	10.200	48	1'42.407	0.181			
96	1'44.411	1'01.490	10	1'44.200	10.268	53	1'42.601	0.244			
Lap 14			18	1'43.864	10.414	71	1'42.486	0.314			
82	1'42.416		80	1'43.850	10.531	44	1'42.623	0.487			
5	1'42.255	0.135	38	1'43.629	10.691	55	1'42.617	0.634			
44	1'42.505	0.234	43	1'43.986	10.823	82	1'42.883	0.926			
55	1'42.286	0.353	16	1'43.955	10.886	99	1'42.867	1.048			
53	1'42.117	0.431	54	1'43.860	10.964	95	1'43.172	1.088			
48	1'42.533	0.650	7	1'43.293	21.238	66	1'42.925	1.208			
71	1'42.553	0.813	64	1'43.526	21.557	27	1'43.225	11.325			
66	1'42.421	0.875	19	1'43.308	23.879	10	1'43.302	11.496			
95	1'42.334	0.919	22	1'44.054	25.990	80	1'43.279	11.566			
99	1'42.343	1.071	96	1'43.994	1'06.343	6	1'43.073	11.707			
6	1'43.001	7.044	Lap 17			43	1'43.258	11.795			
			82	1'42.929	12.144	18	1'42.929	12.144			

Lapped rider

These data/results cannot be reproduced, stored and/or transmitted in whole or in part by any manner of electronic, mechanical, photocopying, recording, broadcasting or otherwise now known or herein after developed without the previous express consent by the copyright owner, except for reproduction in daily press and regular printed publications on sale to the public within 60 days of the event related to those data/results and always provided that copyright symbol appears together as follows below.

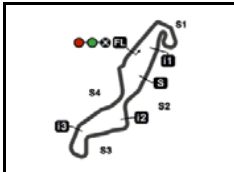
© DORNA, 2023

Official MotoGP Timing by TISSOT
www.motogp.com

Assen, Sunday, June 25, 2023

Page 2 of 2





4542 m.

MOTUL TT ASSEN

Moto3™


2023 Rookie of the Year Classification

36

Rider	Nation	Points	Leader	Previous	POR	ARG	AME	SPA	FRA	ITA	GER	NED	GBR	AUT	CAT	RSM	IND	JPN	INA	AUS	THA	MAL	QAT	VAL	
1 ALONSO David	COL	65			-	2	8	20	8	13	11	3													
2 RUEDA José Antonio	SPA	52	13	13	13	-	6	11	7	2	3	10													
3 VEIJER Collin	NED	27	38	25	4	-	3	-	1	10	-	9													
4 SALVADOR David	SPA	20	45	7	3	6	9	-	2	-	-	-													
5 AZMAN Syarifuddin	MAL	5	60	15	-	5	-	-	-	-	-	-													
6 FARIOLI Filippo	ITA	2	63	3	-	-	-	2	-	-	-	-													

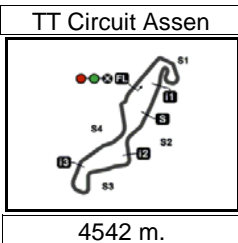
These data/results cannot be reproduced, stored and/or transmitted in whole or in part by any manner of electronic, mechanical, photocopying, recording, broadcasting or otherwise now known or herein after developed without the previous express consent by the copyright owner, except for reproduction in daily press and regular printed publications on sale to the public within 60 days of the event related to those data/results and always provided that copyright symbol appears together as follows below.

© DORNA, 2023

Official MotoGP Timing by 
www.motogp.com

Assen, Sunday, June 25, 2023



Results and timing service provided by **TISSOT**

After the **MOTUL TT ASSEN**

Moto3™

2023 Riders Performance

(Qualifying Position - Starting Position - Race Position)

37

Rider	Points	POR	ARG	AME	SPA	FRA	ITA	GER	NED	GBR	AUT	CAT	RSM	IND	JPN	INA	AUS	THA	MAL	QAT	VAL		
1 HOLGADO Daniel	125	4	10	5	7	3	5	7	27														
		4-1	10-4	5-5	6-6	3-1	3-1	6-3	27-25	-	-	-	-	-	-	-	-	-	-	-	-	-	-
2 MASIA Jaume	109	9	5	1	5	7	11	6	8														
		9-5	5-NC	1-2	4-3	7-3	6-5	5-6	8-1	-	-	-	-	-	-	-	-	-	-	-	-	-	-
3 SASAKI Ayumu	99	1	1	2	8	1	3	1	4														
		1-6	1-NC	2-NC	7-4	1-2	2-3	1-2	4-2	-	-	-	-	-	-	-	-	-	-	-	-	-	-
4 ORTOLÁ Ivan	94	5	4	3	2	6	10	3	20														
		5-NC	4-19	3-1	2-1	6-4	25-11	3-4	20-4	-	-	-	-	-	-	-	-	-	-	-	-	-	-
5 ÖNCÜ Deniz	94	8	2	14	1	4	1	2	5														
		28-10	2-24	14-6	1-9	4-6	1-2	2-1	5-3	-	-	-	-	-	-	-	-	-	-	-	-	-	-
6 MOREIRA Diogo	77	16	3	4	14	2	4	9	22														
		16-3	3-2	4-4	13-10	2-NC	22-7	8-7	22-12	-	-	-	-	-	-	-	-	-	-	-	-	-	-
7 ALONSO David	65	6	7	22	17	25	16	15	17														
		6-NC	7-14	22-8	16-2	25-8	10-4	14-5	17-13	-	-	-	-	-	-	-	-	-	-	-	-	-	-
8 ARTIGAS Xavier	57	7	15	9	9	8	8	12	19														
		7-8	15-8	9-3	8-7	8-7	24-NC	11-11	19-14	-	-	-	-	-	-	-	-	-	-	-	-	-	-
9 RUEDA José Antonio	52	2	13	11	10	11	19	17	11														
		2-4	13-23	11-10	9-5	11-9	13-14	16-13	11-6	-	-	-	-	-	-	-	-	-	-	-	-	-	-
10 NEPA Stefano	46	10	14	6	22	13	7	10	6														
		10-7	14-6	6-NC	21-15	13-10	23-9	9-9	6-10	-	-	-	-	-	-	-	-	-	-	-	-	-	-
11 SUZUKI Tatsuki	38	15	6	10	16	24	17																
		15-14	6-1	10-NC	15-8	24-13	11-NC	-	-	-	-	-	-	-	-	-	-	-	-	-	-	-	-
12 TOBA Kaito	36	11	11	15	13	23	18	8	7														
		11-11	11-7	15-11	12-NC	23-12	12-10	7-14	7-11	-	-	-	-	-	-	-	-	-	-	-	-	-	-
13 MUÑOZ David	35	13	16	16	3			5	1														
		13-2	16-16	16-NC	-NS	-	-	29-12	1-5	-	-	-	-	-	-	-	-	-	-	-	-	-	-

NC=Not classified NL=Not finished first lap NP=Not started race re-start N2=Not finished first lap race re-start EX=Excluded NS=Not Started DS=Disqualified

These data/results cannot be reproduced, stored and/or transmitted in whole or in part by any manner of electronic, mechanical, photocopying, recording, broadcasting or otherwise now known or herein after developed without the previous express consent by the copyright owner, except for reproduction in daily press and regular printed publications on sale to the public within 60 days of the event related to those data/results and always provided that copyright symbol appears together as follows below.
© DORNA, 2023

Official MotoGP Timing by **TISSOT**
www.motogp.com



Rider	Points	POR	ARG	AME	SPA	FRA	ITA	GER	NED	GBR	AUT	CAT	RSM	IND	JPN	INA	AUS	THA	MAL	QAT	VAL	
14 YAMANAKA Ryusei	35	17	18	7	6	14	21	16	25													
		17-16	18-9	7-9	5-25	14-5	14-15	15-8	25-15	-	-	-	-	-	-	-	-	-	-	-	-	-
15 VEIJER Collin	27	14	17	21	20	20	23	4	9													
		14-12	17-22	21-13	19-23	19-15	16-6	4-NC	9-7	-	-	-	-	-	-	-	-	-	-	-	-	-
16 OGDEN Scott	20	20	8	23	11	21	15	28	13													
		20-NC	8-5	23-14	10-12	20-NC	9-13	27-20	13-22	-	-	-	-	-	-	-	-	-	-	-	-	-
17 SALVADOR David	20	18	22	12	19	12	20	29	14													
		18-13	22-10	12-7	18-NC	12-14	27-18	28-24	14-20	-	-	-	-	-	-	-	-	-	-	-	-	-
18 KELSO Joel	19	3			12	15	2	19	2													
		3-9	-	-	11-18	16-11	21-NC	18-22	2-9	-	-	-	-	-	-	-	-	-	-	-	-	-
19 MIGNO Andrea	17		9	24	15	5	12	14	12													
		-	9-3	24-19	14-17	5-NC	7-16	13-15	12-19	-	-	-	-	-	-	-	-	-	-	-	-	-
20 FENATI Romano	16	25	24	13	4	9	22	23	10													
		25-19	24-13	13-16	3-11	9-19	29-17	22-18	10-8	-	-	-	-	-	-	-	-	-	-	-	-	-
21 BERTELLE Matteo	11	19	12	8	18	22	6	13	16													
		19-17	12-12	8-NC	17-13	21-17	4-12	12-NC	16-16	-	-	-	-	-	-	-	-	-	-	-	-	-
22 ROSSI Riccardo	10	12	19	17	21	18	9	22	3													
		12-15	19-NC	17-15	20-NC	22-16	5-8	21-17	3-18	-	-	-	-	-	-	-	-	-	-	-	-	-
23 FURUSATO Taiyo	6	26	26	19	24	19	13	11	18													
		26-20	26-18	19-20	23-16	15-NC	8-NC	10-10	18-17	-	-	-	-	-	-	-	-	-	-	-	-	-
24 AZMAN Syarifuddin	5	23	20	18	25	10																
		23-22	20-11	18-NC	28-21	10-NC	-	-	-	-	-	-	-	-	-	-	-	-	-	-	-	-
25 AJI Mario	4	22	23	25	28	17	26	20	24													
		22-18	23-NC	25-12	26-19	18-21	18-20	19-19	24-23	-	-	-	-	-	-	-	-	-	-	-	-	-
26 FARIOLI Filippo	2	21	21	20	23	16	24	18	21													
		21-NC	21-20	20-18	22-14	17-18	17-NC	17-21	21-21	-	-	-	-	-	-	-	-	-	-	-	-	-
27 WHATLEY Joshua	1	24	28	27	27	26	27	25	23													
		24-21	28-15	-NS	25-24	26-22	19-21	24-23	23-NC	-	-	-	-	-	-	-	-	-	-	-	-	-
28 FERNANDEZ Adrian	0							24	15													
		-	-	-	-	-	-	23-16	15-NC	-	-	-	-	-	-	-	-	-	-	-	-	-
29 ALMANSA David	0		25	28	29																	
		-	25-17	28-17	27-20	-	-	-	-	-	-	-	-	-	-	-	-	-	-	-	-	-

NC=Not classified NL=Not finished first lap NP=Not started race re-start N2=Not finished first lap race re-start EX=Excluded NS=Not Started DS=Disqualified

These data/results cannot be reproduced, stored and/or transmitted in whole or in part by any manner of electronic, mechanical, photocopying, recording, broadcasting or otherwise now known or herein after developed without the previous express consent by the copyright owner, except for reproduction in daily press and regular printed publications on sale to the public within 60 days of the event related to those data/results and always provided that copyright symbol appears together as follows below.
© DORNA, 2023

Official MotoGP Timing by TISSOT
www.motogp.com



Rider	Points	POR	ARG	AME	SPA	FRA	ITA	GER	NED	GBR	AUT	CAT	RSM	IND	JPN	INA	AUS	THA	MAL	QAT	VAL	
30 LUNETTA Luca	0						25															
		-	-	-	-	-	28-19	-	-	-	-	-	-	-	-	-	-	-	-	-	-	-
31 CARRASCO Ana	0	27	27	26	26	27	28	21	26													
		27-23	27-21	26-21	24-22	27-20	20-22	20-27	26-24	-	-	-	-	-	-	-	-	-	-	-	-	-
32 BUASRI Tatchakorn	0							26														
		-	-	-	-	-	-	25-25	-	-	-	-	-	-	-	-	-	-	-	-	-	-
33 SHAHRIL Danial	0							27														
		-	-	-	-	-	-	26-26	-	-	-	-	-	-	-	-	-	-	-	-	-	-

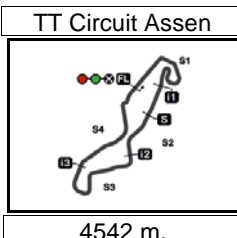
NC=Not classified NL=Not finished first lap NP=Not started race re-start N2=Not finished first lap race re-start EX=Excluded NS=Not Started DS=Disqualified

These data/results cannot be reproduced, stored and/or transmitted in whole or in part by any manner of electronic, mechanical, photocopying, recording, broadcasting or otherwise now known or herein after developed without the previous express consent by the copyright owner, except for reproduction in daily press and regular printed publications on sale to the public within 60 days of the event related to those data/results and always provided that copyright symbol appears together as follows below.
© DORNA, 2023

Official MotoGP Timing by **TISSOT**
www.motogp.com

Assen, Sunday, June 25, 2023





4542 m.

MOTUL TT ASSEN

Official Starting Grid

Race : 20 laps = 90.84 km



1	1 1'41.181 44 David MUÑOZ KTM	2 1'41.472 66 Joel KELSO CFMOTO	3 1'41.510 54 Riccardo ROSSI Honda
2	4 1'41.512 71 Ayumu SASAKI Husqvarna	5 1'41.520 53 Deniz ÖNCÜ KTM	6 1'41.578 82 Stefano NEPA KTM
3	7 1'41.602 27 Kaito TOBA Honda	8 1'41.741 5 Jaume MASIA Honda	9 1'41.758 95 Collin VEIJER Husqvarna
4	10 1'41.762 55 Romano FENATI Honda	11 1'41.801 99 José Antonio RUEDA KTM	12 1'41.977 16 Andrea MIGNO KTM
5	13 1'42.080 19 Scott OGDEN Honda	14 1'42.215 38 David SALVADOR KTM	15 1'42.405 31 Adrian FERNANDEZ Honda
6	16 1'42.486 18 Matteo BERTELLE Honda	17 1'42.753 80 David ALONSO GASGAS	18 1'42.036 72 Taiyo FURUSATO Honda
7	19 1'42.213 43 Xavier ARTIGAS CFMOTO	20 1'42.271 48 Ivan ORTOLÁ KTM	21 1'42.408 7 Filippo FARIOLI KTM
8	22 1'42.645 10 Diogo MOREIRA KTM	23 1'42.713 70 Joshua WHATLEY Honda	24 1'42.776 64 Mario AJI Honda

The results are provisional until the end of the limit for protest and appeals and until the ratification of the Event Management Committee.

Time limit for protest expires 60' at the latest after publication of the results - Time:

These data/results cannot be reproduced, stored and/or transmitted in whole or in part by any manner of electronic, mechanical, photocopying, recording, broadcasting or otherwise now known or herein after developed without the previous express consent by the copyright owner, except for reproduction in daily press and regular printed publications on sale to the public within 60 days of the event related to those data/results and always provided that copyright symbol appears together as follows below.

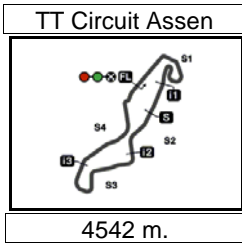
© DORNA, 2023

Official MotoGP Timing by TISSOT
www.motogp.com

Assen, Sunday, June 25, 2023

Page 1 of 2





Results and timing service provided by **TISSOT**

Moto3™

MOTUL TT ASSEN
Official Starting Grid

4542 m. Race : 20 laps = 90.84 km

9

25
1'42.843
6 Ryusei YAMANAKA
GASGAS

26
1'43.172
22 Ana CARRASCO
KTM

27
1'43.233
96 Daniel HOLGADO
KTM

The results are provisional until the end of the limit for protest and appeals and until the ratification of the Event Management Committee.

Time limit for protest expires 60' at the latest after publication of the results - Time:

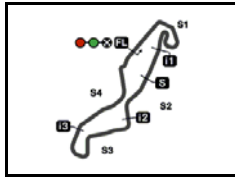
These data/results cannot be reproduced, stored and/or transmitted in whole or in part by any manner of electronic, mechanical, photocopying, recording, broadcasting or otherwise now known or herein after developed without the previous express consent by the copyright owner, except for reproduction in daily press and regular printed publications on sale to the public within 60 days of the event related to those data/results and always provided that copyright symbol appears together as follows below.

© DORNA, 2023

Official MotoGP Timing by **TISSOT**
www.motogp.com

Assen, Sunday, June 25, 2023





4542 m.

MOTUL TT ASSEN

Race

Top Speed & Average



Rider	Nation	Motorcycle	Top 5 speeds					Average	Top
71 Ayumu SASAKI	JPN	HUSQVARNA	218.9	218.9	218.5	218.5	218.1	218.4	218.9
10 Diogo MOREIRA	BRA	KTM	218.5	217.7	217.4	217.0	216.2	217.4	218.5
44 David MUÑOZ	SPA	KTM	218.5	216.6	216.2	215.8	215.4	216.5	218.5
48 Ivan ORTOLÁ	SPA	KTM	218.5	218.1	217.7	217.4	216.6	217.5	218.5
95 Collin VEIJER	NED	HUSQVARNA	218.5	218.1	218.1	217.7	217.7	217.9	218.5
53 Deniz ÖNCÜ	TUR	KTM	218.1	217.7	217.0	215.8	215.4	216.3	218.1
66 Joel KELSO	AUS	CFMOTO	218.1	218.1	217.4	217.4	217.4	217.6	218.1
5 Jaume MASIA	SPA	HONDA	217.7	217.4	217.0	216.6	216.6	217.1	217.7
54 Riccardo ROSSI	ITA	HONDA	217.4	215.8	215.4	215.4	215.4	215.9	217.4
72 Taiyo FURUSATO	JPN	HONDA	217.4	216.2	216.2	216.2	216.2	216.4	217.4
80 David ALONSO	COL	GASGAS	217.4	217.0	217.0	216.2	216.2	216.8	217.4
6 Ryusei YAMANAKA	JPN	GASGAS	217.0	216.6	216.6	215.8	215.4	216.1	217.0
16 Andrea MIGNO	ITA	KTM	217.0	215.4	215.4	215.4	215.4	215.7	217.0
43 Xavier ARTIGAS	SPA	CFMOTO	217.0	215.8	215.8	215.4	215.4	215.9	217.0
99 José Antonio RUEDA	SPA	KTM	217.0	217.0	216.6	216.2	216.2	216.5	217.0
18 Matteo BERTELLE	ITA	HONDA	216.6	215.4	215.4	215.1	215.1	215.5	216.6
27 Kaito TOBA	JPN	HONDA	216.6	216.2	215.4	215.1	215.1	215.7	216.6
82 Stefano NEPA	ITA	KTM	216.2	215.8	215.8	215.4	214.7	215.4	216.2
38 David SALVADOR	SPA	KTM	215.8	215.8	215.8	215.8	215.4	215.7	215.8
19 Scott OGDEN	GBR	HONDA	215.4	211.0	211.0	210.6	209.9	211.1	215.4
22 Ana CARRASCO	SPA	KTM	215.4	214.3	212.8	211.0	211.0	212.9	215.4
31 Adrian FERNANDEZ	SPA	HONDA	215.4	215.1	210.6	204.6		211.4	215.4
55 Romano FENATI	ITA	HONDA	215.1	214.3	214.3	214.3	213.9	214.4	215.1
96 Daniel HOLGADO	SPA	KTM	214.3	209.2	208.8	208.5	208.5	209.6	214.3
7 Filippo FARIOLI	ITA	KTM	213.6	213.2	212.1	212.1	211.7	212.5	213.6
70 Joshua WHATLEY	GBR	HONDA	211.0	209.9				210.5	211.0
64 Mario AJI	INA	HONDA	209.5	209.2	208.5	208.1	207.4	208.4	209.5

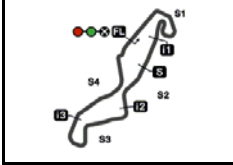
These data/results cannot be reproduced, stored and/or transmitted in whole or in part by any manner of electronic, mechanical, photocopying, recording, broadcasting or otherwise now known or herein after developed without the previous express consent by the copyright owner, except for reproduction in daily press and regular printed publications on sale to the public within 60 days of the event related to those data/results and always provided that copyright symbol appears together as follows below.

© DORNA, 2023

Official MotoGP Timing by TISSOT
www.motogp.com


Assen, Sunday, June 25, 2023





4542 m.

MOTUL TT ASSEN**Race****Fastest Laps Sequence**

<i>Lap</i>	<i>Race Time</i>	 <i>Rider</i>	<i>Nation</i>	<i>Motorcycle</i>	<i>Time</i>	<i>Km/h</i>	<i>Riders's Lap</i>
2	3'30.489	44 David MUÑOZ	SPA	KTM	1'42.257	159.9	2
2	3'30.903	5 Jaume MASIA	SPA	HONDA	1'42.005	160.2	2
2	3'31.316	48 Ivan ORTOLÁ	SPA	KTM	1'41.976	160.3	2
4	6'56.450	48 Ivan ORTOLÁ	SPA	KTM	1'41.837	160.5	4
8	13'46.109	48 Ivan ORTOLÁ	SPA	KTM	1'41.752	160.6	8

These data/results cannot be reproduced, stored and/or transmitted in whole or in part by any manner of electronic, mechanical, photocopying, recording, broadcasting or otherwise now known or herein after developed without the previous express consent by the copyright owner, except for reproduction in daily press and regular printed publications on sale to the public within 60 days of the event related to those data/results and always provided that copyright symbol appears together as follows below.

© DORNA, 2023

Official MotoGP Timing by TISSOT
www.motogp.com

Assen, Sunday, June 25, 2023

