


4542 m.

## MOTUL TT ASSEN

## Practice Nr. 3

## Classification

10

	Rider	Nation	Team	Motorcycle	Time	Lap	Total	Gap	Top Speed
1	82 <b>Stefano NEPA</b>	ITA	Angeluss MTA Team	KTM	<b>1'41.713</b>	11	12		<b>210.3</b>
2	99 <b>José Antonio RUEDA</b>	SPA	Red Bull KTM Ajo	KTM	<b>1'41.780</b>	13	14	0.067 0.067	<b>217.4</b>
3	5 <b>Jaume MASIA</b>	SPA	Leopard Racing	HONDA	<b>1'41.822</b>	14	14	0.109 0.042	<b>212.5</b>
4	66 <b>Joel KELSO</b>	AUS	CFMOTO Racing PruestelGP	CFMOTO	<b>1'41.840</b>	12	12	0.127 0.018	<b>214.7</b>
5	54 <b>Riccardo ROSSI</b>	ITA	SIC58 Squadra Corse	HONDA	<b>1'41.843</b>	12	12	0.130 0.003	<b>211.7</b>
6	19 <b>Scott OGDEN</b>	GBR	VisionTrack Racing Team	HONDA	<b>1'41.845</b>	11	12	0.132 0.002	<b>212.1</b>
7	80 <b>David ALONSO</b>	COL	Valresa GASGAS Aspar M3	GASGAS	<b>1'41.948</b>	15	15	0.235 0.103	<b>214.7</b>
8	71 <b>Ayumu SASAKI</b>	JPN	Liqui Moly Husqvarna Intact GP	HUSQVARNA	<b>1'41.958</b>	11	12	0.245 0.010	<b>211.7</b>
9	44 <b>David MUÑOZ</b>	SPA	BOE Motorsports	KTM	<b>1'41.996</b>	12	12	0.283 0.038	<b>213.6</b>
10	18 <b>Matteo BERTELLE</b>	ITA	Rivacold Snipers Team	HONDA	<b>1'42.031</b>	14	14	0.318 0.035	<b>211.7</b>
11	16 <b>Andrea MIGNO</b>	ITA	CIP Green Power	KTM	<b>1'42.074</b>	12	12	0.361 0.043	<b>214.7</b>
12	38 <b>David SALVADOR</b>	SPA	CIP Green Power	KTM	<b>1'42.074</b>	14	14	0.361	<b>213.9</b>
13	95 <b>Collin VEIJER</b>	NED	Liqui Moly Husqvarna Intact GP	HUSQVARNA	<b>1'42.137</b>	14	14	0.424 0.063	<b>212.1</b>
14	53 <b>Deniz ÖNCÜ</b>	TUR	Red Bull KTM Ajo	KTM	<b>1'42.252</b>	11	12	0.539 0.115	<b>209.9</b>
15	10 <b>Diogo MOREIRA</b>	BRA	MT Helmets - MSI	KTM	<b>1'42.283</b>	8	13	0.570 0.031	<b>212.8</b>
16	27 <b>Kaito TOBA</b>	JPN	SIC58 Squadra Corse	HONDA	<b>1'42.350</b>	4	4	0.637 0.067	<b>212.8</b>
17	72 <b>Taiyo FURUSATO</b>	JPN	Honda Team Asia	HONDA	<b>1'42.373</b>	11	12	0.660 0.023	<b>214.3</b>
18	43 <b>Xavier ARTIGAS</b>	SPA	CFMOTO Racing PruestelGP	CFMOTO	<b>1'42.381</b>	12	13	0.668 0.008	<b>215.4</b>
19	55 <b>Romano FENATI</b>	ITA	Rivacold Snipers Team	HONDA	<b>1'42.555</b>	13	13	0.842 0.174	<b>208.1</b>
20	31 <b>Adrian FERNANDEZ</b>	SPA	Leopard Racing	HONDA	<b>1'42.557</b>	15	15	0.844 0.002	<b>215.4</b>
21	96 <b>Daniel HOLGADO</b>	SPA	Red Bull KTM Tech3	KTM	<b>1'42.603</b>	12	12	0.890 0.046	<b>215.1</b>
22	48 <b>Ivan ORTOLÁ</b>	SPA	Angeluss MTA Team	KTM	<b>1'42.675</b>	13	14	0.962 0.072	<b>213.6</b>
23	6 <b>Ryusei YAMANAKA</b>	JPN	Valresa GASGAS Aspar M3	GASGAS	<b>1'42.776</b>	8	12	1.063 0.101	<b>214.7</b>
24	70 <b>Joshua WHATLEY</b>	GBR	VisionTrack Racing Team	HONDA	<b>1'42.923</b>	9	10	1.210 0.147	<b>211.7</b>
25	7 <b>Filippo FARIOLI</b>	ITA	Red Bull KTM Tech3	KTM	<b>1'42.924</b>	7	9	1.211 0.001	<b>213.6</b>
26	64 <b>Mario AJI</b>	INA	Honda Team Asia	HONDA	<b>1'43.303</b>	11	12	1.590 0.379	<b>208.8</b>
27	22 <b>Ana CARRASCO</b>	SPA	BOE Motorsports	KTM	<b>1'43.716</b>	12	12	2.003 0.413	<b>213.9</b>

Practice condition: Dry

Air: 18°

Humidity: 77%

Ground: 22°

<b>Fastest Lap:</b>	Lap: 11	<b>Stefano NEPA</b>	<b>1'41.713</b>	160.7 Km/h
<b>Best Race Lap:</b>	2022	<b>John MCPHEE</b>	<b>1'41.190</b>	161.5 Km/h
<b>All Time Lap Record:</b>	2022	<b>John MCPHEE</b>	<b>1'41.190</b>	161.5 Km/h

The results are provisional until the end of the limit for protest and appeals.

Time limit for protest expires 30' after publication of the results - ..... Time: .....

These data/results cannot be reproduced, stored and/or transmitted in whole or in part by any manner of electronic, mechanical, photocopying, recording, broadcasting or otherwise now known or herein after developed without the previous express consent by the copyright owner, except for reproduction in daily press and regular printed publications on sale to the public within 60 days of the event related to those data/results and always provided that copyright symbol appears together as follows below.

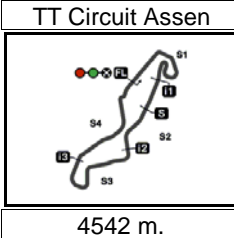
© DORNA, 2023

Official MotoGP Timing by TISSOT  
www.motogp.com

Assen, Saturday, June 24, 2023

moto3






## MOTUL TT ASSEN

### Practice Nr. 3

### Combined Practice Times

11

	Rider	Nation	Team	MOTORCYCLE	P1	P2	P3	Gap
1	5 <b>J.MASIA</b>	SPA	Leopard Racing	HONDA	1'41.667	15 <b>1'41.579</b>	15 1'41.822	14
2	82 <b>S.NEPA</b>	ITA	Angeluss MTA Team	KTM	1'41.929	16 1'42.630	8 <b>1'41.713</b>	11 0.134 0.134
3	99 <b>J.RUEDA</b>	SPA	Red Bull KTM Ajo	KTM	1'42.686	14 1'42.652	15 <b>1'41.780</b>	13 0.201 0.067
4	66 <b>J.KELSO</b>	AUS	CFMOTO Racing PruestelGP	CFMOTO	1'42.623	13 1'43.289	8 <b>1'41.840</b>	12 0.261 0.060
5	54 <b>R.ROSSI</b>	ITA	SIC58 Squadra Corse	HONDA	1'42.224	14 1'43.325	7 <b>1'41.843</b>	12 0.264 0.003
6	19 <b>S.OGDEN</b>	GBR	VisionTrack Racing Team	HONDA	1'42.902	13 1'43.031	13 <b>1'41.845</b>	11 0.266 0.002
7	80 <b>D.ALONSO</b>	COL	Valresa GASGAS Aspar M3	GASGAS	1'43.225	14 1'42.200	15 <b>1'41.948</b>	15 0.369 0.103
8	71 <b>A.SASAKI</b>	JPN	Liqui Moly Husqvarna Intact GP HUSQVARNA	HUSQVARNA	1'42.313	15 1'42.913	14 <b>1'41.958</b>	11 0.379 0.010
9	55 <b>R.FENATI</b>	ITA	Rivacold Snipers Team	HONDA	1'42.034	14 <b>1'41.982</b>	14 1'42.555	13 0.403 0.024
10	44 <b>D.MUÑOZ</b>	SPA	BOE Motorsports	KTM	1'42.583	12 1'42.002	12 <b>1'41.996</b>	12 0.417 0.014
11	18 <b>M.BERTELLE</b>	ITA	Rivacold Snipers Team	HONDA	1'42.697	16 1'42.952	6 <b>1'42.031</b>	14 0.452 0.035
12	16 <b>A.MIGNO</b>	ITA	CIP Green Power	KTM	1'42.581	15 1'42.898	11 <b>1'42.074</b>	12 0.495 0.043
13	38 <b>D.SALVADOR</b>	SPA	CIP Green Power	KTM	1'42.999	13 1'43.123	13 <b>1'42.074</b>	14 0.495
14	95 <b>C.VEIJER</b>	NED	Liqui Moly Husqvarna Intact GP HUSQVARNA	HUSQVARNA	1'42.975	17 1'42.746	13 <b>1'42.137</b>	14 0.558 0.063
15	43 <b>X.ARTIGAS</b>	SPA	CFMOTO Racing PruestelGP	CFMOTO	<b>1'42.159</b>	12 1'43.920	10 1'42.381	12 0.580 0.022
16	10 <b>D.MOREIRA</b>	BRA	MT Helmets - MSI	KTM	<b>1'42.250</b>	11	1'42.283	8 0.671 0.091
17	53 <b>D.ÖNCÜ</b>	TUR	Red Bull KTM Ajo	KTM	1'42.699	9 1'42.815	10 <b>1'42.252</b>	11 0.673 0.002
18	96 <b>D.HOLGADO</b>	SPA	Red Bull KTM Tech3	KTM	1'43.923	4 <b>1'42.331</b>	7 1'42.603	12 0.752 0.079
19	27 <b>K.TOBA</b>	JPN	SIC58 Squadra Corse	HONDA	1'42.997	4 1'42.609	10 <b>1'42.350</b>	4 0.771 0.019
20	72 <b>T.FURUSATO</b>	JPN	Honda Team Asia	HONDA	1'42.998	13 1'43.352	13 <b>1'42.373</b>	11 0.794 0.023
21	31 <b>A.FERNANDEZ</b>	SPA	Leopard Racing	HONDA	1'42.790	16 <b>1'42.556</b>	15 1'42.557	15 0.977 0.183
22	48 <b>I.ORTOLÁ</b>	SPA	Angeluss MTA Team	KTM	1'44.693	4 1'43.921	10 <b>1'42.675</b>	13 1.096 0.119
23	6 <b>R.YAMANAKA</b>	JPN	Valresa GASGAS Aspar M3	GASGAS	1'42.809	9 1'43.209	15 <b>1'42.776</b>	8 1.197 0.101
24	70 <b>J.WHATLEY</b>	GBR	VisionTrack Racing Team	HONDA	1'43.089	16 1'43.192	6 <b>1'42.923</b>	9 1.344 0.147
25	7 <b>F.FARIOLI</b>	ITA	Red Bull KTM Tech3	KTM	1'43.048	15 1'43.682	14 <b>1'42.924</b>	7 1.345 0.001
26	64 <b>M.AJI</b>	INA	Honda Team Asia	HONDA	1'44.009	5 1'45.067	8 <b>1'43.303</b>	11 1.724 0.379
27	22 <b>A.CARRASCO</b>	SPA	BOE Motorsports	KTM	1'43.743	15 1'44.556	12 <b>1'43.716</b>	12 2.137 0.413

<b>Pole Position Record:</b>	2021	<b>Jeremy ALCOBA</b>	<b>1'41.194</b>	161.5 Km/h
<b>Best Race Lap:</b>	2022	<b>John MCPHEE</b>	<b>1'41.190</b>	161.5 Km/h
<b>All Time Lap Record:</b>	2022	<b>John MCPHEE</b>	<b>1'41.190</b>	161.5 Km/h

The results are provisional until the end of the limit for protest and appeals.

Time limit for protest expires 60' after publication of the results - ..... Time: .....

These data/results cannot be reproduced, stored and/or transmitted in whole or in part by any manner of electronic, mechanical, photocopying, recording, broadcasting or otherwise now known or herein after developed without the previous express consent by the copyright owner, except for reproduction in daily press and regular printed publications on sale to the public within 60 days of the event related to those data/results and always provided that copyright symbol appears together as follows below.

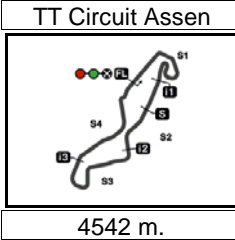
© DORNA, 2023

Official MotoGP Timing by TISSOT  
www.motogp.com

Assen, Saturday, June 24, 2023







## MOTUL TT ASSEN

### Practice Nr. 3

### Top Speed & Average

12



Rider	Nation	Motorcycle	Top 5 speeds					Average	Top
99 José Antonio RUEDA	SPA	KTM	217.4	214.3	214.3	214.3	213.2	214.7	217.4
31 Adrian FERNANDEZ	SPA	HONDA	215.4	214.7	214.7	213.2	213.2	214.2	215.4
43 Xavier ARTIGAS	SPA	CFMOTO	215.4	212.5	212.5	211.7	211.0	212.6	215.4
96 Daniel HOLLGADO	SPA	KTM	215.1	212.8	211.3	210.3	209.9	211.9	215.1
6 Ryusei YAMANAKA	JPN	GASGAS	214.7	212.1	212.1	211.7	211.3	212.4	214.7
16 Andrea MIGNO	ITA	KTM	214.7	214.3	211.7	211.7	211.7	212.8	214.7
66 Joel KELSO	AUS	CFMOTO	214.7	214.3	213.6	212.8	212.1	213.5	214.7
80 David ALONSO	COL	GASGAS	214.7	213.9	213.6	212.8	212.8	213.6	214.7
72 Taiyo FURUSATO	JPN	HONDA	214.3	213.2	212.8	211.7	211.3	212.7	214.3
22 Ana CARRASCO	SPA	KTM	213.9	213.6	213.2	212.5	211.3	212.9	213.9
38 David SALVADOR	SPA	KTM	213.9	212.1	212.1	211.7	211.3	212.2	213.9
7 Filippo FARIOLI	ITA	KTM	213.6	212.8	212.1	212.1	211.0	212.1	213.6
44 David MUÑOZ	SPA	KTM	213.6	212.5	212.5	212.1	212.1	212.6	213.6
48 Ivan ORTOLÁ	SPA	KTM	213.6	212.5	212.1	211.3	210.6	212.0	213.6
10 Diogo MOREIRA	BRA	KTM	212.8	212.5	211.7	211.3	209.9	211.4	212.8
27 Kaito TOBA	JPN	HONDA	212.8	210.3	209.9	209.5	194.9	207.5	212.8
5 Jaume MASIA	SPA	HONDA	212.5	212.1	211.7	211.3	211.0	211.5	212.5
19 Scott OGDEN	GBR	HONDA	212.1	211.7	211.3	211.0	210.3	211.3	212.1
95 Collin VEIJER	NED	HUSQVARNA	212.1	211.7	211.7	211.7	211.7	211.8	212.1
18 Matteo BERTELLE	ITA	HONDA	211.7	211.3	211.0	210.6	209.5	210.8	211.7
54 Riccardo ROSSI	ITA	HONDA	211.7	211.3	211.3	211.0	211.0	211.2	211.7
70 Joshua WHATLEY	GBR	HONDA	211.7	210.3	209.9	209.9	209.9	210.3	211.7
71 Ayumu SASAKI	JPN	HUSQVARNA	211.7	211.7	211.7	211.3	211.0	211.3	211.7
82 Stefano NEPA	ITA	KTM	210.3	209.9	209.9	208.8	207.8	209.3	210.3
53 Deniz ÖNCÜ	TUR	KTM	209.9	209.9	209.9	209.5	209.5	209.7	209.9
64 Mario AJI	INA	HONDA	208.8	208.1	207.4	204.3	204.0	206.5	208.8
55 Romano FENATI	ITA	HONDA	208.1	208.1	207.8	207.8	207.8	207.9	208.1

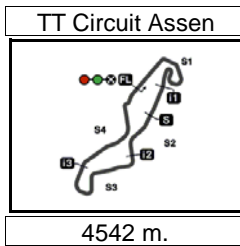
These data/results cannot be reproduced, stored and/or transmitted in whole or in part by any manner of electronic, mechanical, photocopying, recording, broadcasting or otherwise now known or herein after developed without the previous express consent by the copyright owner, except for reproduction in daily press and regular printed publications on sale to the public within 60 days of the event related to those data/results and always provided that copyright symbol appears together as follows below.

© DORNA, 2023

Official MotoGP Timing by TISSOT  
www.motogp.com

Assen, Saturday, June 24, 2023





MOTUL TT ASSEN

Practice Nr. 3

Chronological Analysis of Performances

13

\* Lap / Sector time cancelled      T1 Time from finish line to 1st intermediate      T3 Time from 2nd intermed. to 3rd intermed.  
P Crossing the finish line in pit lane      T2 Time from 1st intermed. to 2nd intermed.      T4 Time from 3rd intermediate to finish line

Lap	Lap Time	T1	T2	T3	T4	Speed	Lap	Lap Time	T1	T2	T3	T4	Speed
<b>1st</b>	<b>82</b>	<b>Stefano NEPA</b> Angeluss MTA Team ITA					13	<b>1'42.001</b>	33.195	16.222	29.055	23.529	211.0
		Runs=3 Total laps=12 Full laps=7 Valid laps=6					14	<b>1'41.822</b>	33.017	16.291	28.900	23.614	211.0
1	2'39.168	32.378	16.759	30.096	24.064	206.0							
2	<b>1'43.668</b>	33.936	16.472	29.376	23.884	206.7							
3	<b>1'43.319</b>	33.702	16.450	29.284	23.883	207.8							
4	1'49.600 P	33.593	16.529	29.278	30.200	208.8							
5	4'01.318 *	31.056	16.576	29.386*	23.899*	205.3							
6	<b>1'43.097</b>	33.609	16.530	29.186	23.772	205.7							
7	<b>1'42.970</b>	33.534	16.526	29.117	23.793	207.1							
8	1'49.765 P	33.540	16.545	29.490	30.190	207.1							
9	8'29.313	35.473	16.828	48.126	32.868	209.9							
10	1'41.871 *	33.211	16.336*	28.861*	23.463	209.9							
11	<b>1'41.713</b>	33.233	16.283	28.798	23.399	210.3							
12	<b>1'45.811</b>	33.494	19.994	28.849	23.474	143.6							
<b>2nd</b>	<b>99</b>	<b>José Antonio RUED</b> Red Bull KTM Ajo SPA											
		Runs=3 Total laps=14 Full laps=9 Valid laps=6											
1	2'15.371	32.413	16.939	30.169	24.930	209.2							
2	<b>1'43.912</b>	33.844	16.359	29.254	24.455	214.3							
3	<b>1'44.363</b>	33.584	16.469	30.185	24.125	217.4							
4	<b>1'42.615</b>	33.520	16.356	28.997	23.742	213.2							
5	1'43.017 *	33.428	16.252	29.110	24.227*	214.3							
6	1'50.519 P	33.77*	16.411	29.580*	30.752	212.8							
7	4'59.585	31.278	16.612	29.308	23.883	207.8							
8	<b>1'42.523</b>	33.577	16.379	28.906	23.661	210.6							
9	1'50.283 P	33.432	16.353	29.107	31.391	209.5							
10	4'19.419	30.537	16.612	29.217	23.815	207.8							
11	1'45.246 *	33.287	17.331*	30.337	24.291	208.8							
12	1'42.484 *	33.250	16.509*	28.878	23.847*	214.3							
13	<b>1'41.780</b>	33.191	16.245	28.732	23.612	212.1							
14	<b>1'42.274</b>	33.403	16.365	28.909	23.597	212.5							
<b>3rd</b>	<b>5</b>	<b>Jaume MASIA</b> Leopard Racing SPA											
		Runs=3 Total laps=14 Full laps=9 Valid laps=6											
1	3'28.176	40.157	16.806	33.473	28.866	207.4							
2	<b>1'43.247</b>	33.768	16.370	29.232	23.877	212.1							
3	1'42.877 *	33.570	16.334	29.167*	23.806	211.0							
4	<b>1'42.861</b>	33.374	16.477	29.295	23.715	211.3							
5	1'42.659 *	33.298	16.417	29.218*	23.726*	210.3							
6	1'42.831 *	33.320	16.362	29.302*	23.847*	210.3							
7	1'54.478 P	35.852	16.620	30.231	31.775	208.8							
8	4'12.134	34.044	16.544	29.803	23.795	210.3							
9	<b>1'42.296</b>	33.255	16.359	29.120	23.562	211.7							
10	<b>1'42.196</b>	33.320	16.308	28.988	23.580	212.5							
11	1'57.095 P	37.640	16.819	30.491	32.145	203.6							
12	4'00.695 *	30.840	16.499*	29.328	23.832*	210.3							
<b>4th</b>	<b>66</b>	<b>Joel KELSO</b> CFMOTO Racing Pru AUS											
		Runs=2 Total laps=12 Full laps=9 Valid laps=6											
1	1'51.821	32.059	17.219	30.101	24.379	201.6							
2	<b>1'43.734</b>	33.764	16.461	29.390	24.119	210.3							
3	<b>1'47.859</b>	33.773	16.963	32.967	24.156	204.3							
4	<b>1'42.827</b>	33.565	16.210	29.131	23.921	214.3							
5	<b>1'42.537</b>	33.762	16.219	29.001	23.555	214.7							
6	1'42.246 *	33.304	16.287	29.141*	23.514*	213.6							
7	1'55.107 P	35.034	16.936	30.572	32.565	205.3							
8	11'32.904	34.852	16.764	29.510	24.064	211.3							
9	1'53.641 *	39.356	16.894*	31.447	25.944	212.1							
10	1'45.212 *	33.919	17.190*	30.131	23.972	196.7							
11	<b>1'51.218</b>	33.586	16.284	32.298	29.050	212.8							
12	<b>1'41.840</b>	33.229	16.165	28.901	23.545	211.7							
<b>5th</b>	<b>54</b>	<b>Riccardo ROSSI</b> SIC58 Squadra Corse ITA											
		Runs=3 Total laps=12 Full laps=7 Valid laps=5											
1	2'15.805	32.914	17.105	29.950	24.630	209.5							
2	<b>1'43.754</b>	33.997	16.486	29.347	23.924	211.7							
3	<b>1'43.209</b>	33.781	16.427	29.125	23.876	211.3							
4	<b>1'42.628</b>	33.485	16.314	28.949	23.880	211.0							
5	1'53.174 P	33.80*	16.402	31.898	31.072	211.3							
6	8'11.264 *	31.440	16.810	30.307	27.776*	206.7							
7	2'02.847 P	34.968	17.509	29.850	40.520	197.1							
8	4'20.075	30.148	16.694	29.170	24.091	209.9							
9	1'44.717 *	33.209	16.828*	30.342	24.338	210.6							
10	1'42.473 *	33.325	16.450*	28.826	23.872	211.0							
11	<b>1'41.974</b>	33.053	16.457	28.817	23.647	211.0							
12	<b>1'41.843</b>	33.155	16.419	28.719	23.550	210.6							
<b>6th</b>	<b>19</b>	<b>Scott OGDEN</b> VisionTrack Racing T GBR											
		Runs=2 Total laps=12 Full laps=9 Valid laps=4											
1	3'25.842	40.233	21.351	32.834	29.744	150.9							
2	<b>1'47.151</b>	34.277	16.634	31.145	25.095	208.5							
3	1'43.879 *	33.609	16.503	29.310	24.457*	209.9							
4	<b>1'43.282</b>	33.810	16.422	29.243	23.807	212.1							
5	1'43.723 *	33.765	16.725	29.134*	24.099*	209.5							
6	1'43.394 *	33.642	16.492	29.239*	24.021*	208.8							
7	1'52.696 P	33.640	16.630	29.650	32.776	209.9							
8	9'53.034	30.254	16.558	29.052	24.078	211.7							
9	1'45.860 *	33.324	16.954*	31.122	24.460	211.0							
10	1'46.444 *	33.403	16.485*	31.198	25.358	210.3							
11	<b>1'41.845</b>	33.277	16.292	28.661	23.615	211.3							

**Fastest Lap:** Stefano NEPA Angeluss MTA Team ITA **1'41.713** 33.233 16.283 28.798 23.399

These data/results cannot be reproduced, stored and/or transmitted in whole or in part by any manner of electronic, mechanical, photocopying, recording, broadcasting or otherwise now known or herein after developed without the previous express consent by the copyright owner, except for reproduction in daily press and regular printed publications on sale to the public within 60 days of the event related to those data/results and always provided that copyright symbol appears together as follows below.  
© DORNA, 2023



## Practice Nr. 3

## Moto3

Lap	Lap Time	T1	T2	T3	T4	Speed	Lap	Lap Time	T1	T2	T3	T4	Speed
12	<b>1'42.568</b>	33.355	16.502	28.912	23.799	209.2	5	1'56.846 P	38.490	17.102	29.339	31.915	200.0
<b>7th</b>	<b>80</b>	<b>David ALONSO</b>		Valresa GASGAS Asp COL			6	4'22.597	33.478	16.670	29.680	24.158	208.1
		Runs=2	Total laps=15	Full laps=12	Valid laps=8		7	<b>1'44.613</b>	33.475	16.856	29.246	25.036	207.1
1	2'33.393	32.964	16.912	30.816	24.393	208.5	8	<b>1'42.585</b>	33.464	16.390	28.930	23.801	209.5
2	<b>1'43.226</b>	33.827	16.277	29.313	23.809	214.7	9	1'56.323 P	36.829	17.991	29.762	31.741	187.7
3	<b>1'43.193</b>	33.738	16.363	29.313	23.779	212.8	10	4'49.898	34.058	17.294	29.264	23.986	200.9
4	<b>1'42.474</b>	33.482	16.223	29.055	23.714	213.6	11	1'42.362 *	33.276	16.547*	28.742	23.797	209.2
5	1'47.804 *	37.84*	16.404	29.541	24.013	212.1	12	1'52.809 *	33.316	16.822*	35.814	26.857	207.4
6	1'42.933 *	33.637	16.334	29.197*	23.765*	211.0	13	<b>1'52.132</b>	34.575	18.048	34.326	25.183	182.6
7	<b>1'43.512</b>	33.687	16.481	29.435	23.909	209.2	14	<b>1'42.031</b>	33.253	16.358	28.742	23.678	210.6
8	<b>1'43.161</b>	33.576	16.419	29.388	23.778	209.5	<b>11th</b>	<b>16</b>	<b>Andrea MIGNO</b>		CIP Green Power ITA		
9	<b>1'43.046</b>	33.603	16.397	29.324	23.722	208.5			Runs=2	Total laps=12	Full laps=9	Valid laps=6	
10	<b>1'43.260</b>	33.582	16.367	29.384	23.927	209.5	1	2'32.982	32.809	16.921	30.508	25.308	209.2
11	1'53.670 P	34.039	16.743	29.687	33.201	207.4	2	<b>1'43.787</b>	33.970	16.523	29.446	23.848	211.7
12	5'38.410 *	38.271	18.991*	30.411	23.910		3	<b>1'43.156</b>	33.744	16.488	29.112	23.812	214.7
13	1'42.012 *	33.143	16.192*	28.810	23.867	212.5	4	<b>1'42.286</b>	33.633	16.195	28.899	23.559	214.3
14	1'48.489 *	32.989	16.520	30.502*	28.478	212.8	5	<b>1'48.800</b>	38.822	16.425	29.259	24.294	211.0
15	<b>1'41.948</b>	33.153	16.282	28.931	23.582	213.9	6	1'42.109 *	33.468	16.226	28.782*	23.633*	211.7
<b>8th</b>	<b>71</b>	<b>Ayumu SASAKI</b>		Liqui Moly Husqvarna JPN			7	1'50.835 P	33.880	16.440	29.334	31.181	211.0
		Runs=3	Total laps=12	Full laps=7	Valid laps=6		8	10'54.758	32.462	16.712	29.271	24.446	208.8
1	3'52.504	31.172	16.465	29.444	24.004	209.2	9	1'58.165 *	43.246	17.006*	31.726	26.187	208.1
2	<b>1'43.266</b>	33.838	16.244	29.374	23.810	211.7	10	1'51.883 *	33.420	16.669*	35.379	26.415	211.7
3	<b>1'42.887</b>	33.699	16.216	29.274	23.698	211.7	11	<b>1'52.114</b>	33.989	16.629	36.564	24.932	208.8
4	<b>1'42.366</b>	33.490	16.134	29.132	23.610	211.7	12	<b>1'42.074</b>	33.374	16.296	28.757	23.647	211.3
5	1'53.353 P	33.83*	16.489	30.544*	32.484	209.5	<b>12th</b>	<b>38</b>	<b>David SALVADOR</b>		CIP Green Power SPA		
6	7'41.053	30.785	16.452	29.397	23.791	210.3			Runs=2	Total laps=14	Full laps=11	Valid laps=6	
7	<b>1'42.624</b>	33.495	16.208	29.161	23.760	211.0	1	2'30.562	32.943	17.460	30.339	24.826	198.0
8	1'48.631 P	33.777	16.258	29.306	29.290	210.6	2	1'45.282 *	33.952	16.471	30.278*	24.581	211.0
9	4'28.637 *	30.794	16.719*	29.386	23.744	209.5	3	<b>1'42.895</b>	33.543	16.353	29.098	23.901	212.1
10	1'42.161 *	33.241	16.209*	29.100	23.611	211.0	4	<b>1'42.803</b>	33.584	16.333	29.083	23.803	211.7
11	<b>1'41.958</b>	33.216	16.118	28.969	23.655	211.3	5	<b>1'43.878</b>	33.853	16.557	29.491	23.977	208.8
12	<b>1'42.234</b>	33.301	16.177	29.061	23.695	211.0	6	1'48.977 *	39.753	16.351	29.223*	23.650*	211.3
<b>9th</b>	<b>44</b>	<b>David MUÑOZ</b>		BOE Motorsports SPA			7	1'43.480 *	33.85*	16.423	29.327	23.876	210.3
		Runs=3	Total laps=12	Full laps=7	Valid laps=5		8	<b>1'43.177</b>	33.555	16.368	29.272	23.982	210.6
1	3'23.208	39.290	19.746	33.940	30.608	166.0	9	1'51.176 P	33.663	16.460	29.454	31.599	209.5
2	<b>1'49.353</b>	34.192	16.805	30.869	27.487	211.0	10	7'27.099	32.566	18.495	29.668	24.086	186.3
3	<b>1'42.416</b>	33.474	16.317	29.087	23.538	212.5	11	1'54.309 *	39.615	16.661*	31.984	26.049	212.1
4	<b>1'43.414</b>	33.477	16.793	29.423	23.721	212.1	12	1'55.736 *	33.506	17.483*	37.768	26.979	192.4
5	1'42.553 *	33.443	16.399	29.072*	23.639*	212.1	13	<b>1'51.774</b>	34.432	17.346	34.354	25.642	196.7
6	1'42.404 *	33.499	16.243	29.045*	23.617*	211.7	14	<b>1'42.074</b>	33.332	16.215	28.932	23.595	213.9
7	1'54.064 P	35.139	16.803	30.218	31.904	205.7	<b>13th</b>	<b>95</b>	<b>Collin VEIJER</b>		Liqui Moly Husqvarna NED		
8	7'38.458	32.861	16.751	30.943	25.990	206.0			Runs=3	Total laps=14	Full laps=9	Valid laps=8	
9	1'56.195 P	35.454	16.791	32.059	31.891	202.9	1	3'45.763	32.086	16.708	30.013	24.310	207.8
10	4'18.224 *	31.923	17.256*	31.055	28.829	208.5	2	<b>1'44.115</b>	34.239	16.356	29.445	24.075	210.3
11	<b>1'49.894</b>	33.424	16.340	33.641	26.489	212.5	3	<b>1'43.376</b>	33.930	16.251	29.430	23.765	211.7
12	<b>1'41.996</b>	33.261	16.118	29.001	23.616	213.6	4	<b>1'43.650</b>	33.993	16.284	29.383	23.990	211.0
<b>10th</b>	<b>18</b>	<b>Matteo BERTELLE</b>		Rivacold Snipers Tea ITA			5	1'44.206 *	33.884	16.352	29.661*	24.309*	211.7
		Runs=3	Total laps=14	Full laps=9	Valid laps=7		6	<b>1'43.369</b>	33.778	16.328	29.376	23.887	211.3
1	2'30.876	36.739	17.158	30.107	24.836	199.0	7	<b>1'43.288</b>	33.868	16.308	29.200	23.912	212.1
2	<b>1'43.922</b>	33.924	16.502	29.478	24.018	211.3	8	<b>1'43.329</b>	33.750	16.370	29.385	23.824	210.3
3	<b>1'43.284</b>	33.685	16.492	29.250	23.857	211.7	9	1'51.977 P	34.633	16.828	30.453	30.063	208.8
4	<b>1'43.330</b>	33.586	16.477	29.222	24.045	211.0	10	6'20.955	31.506	16.494	29.897	24.002	209.5
							11	1'53.452 P	33.723	17.312*	31.156	31.261	211.0

**Fastest Lap:** Stefano NEPA Anqeluss MTA Team ITA **1'41.713** 33.233 16.283 28.798 23.399

These data/results cannot be reproduced, stored and/or transmitted in whole or in part by any manner of electronic, mechanical, photocopying, recording, broadcasting or otherwise now known or herein after developed without the previous express consent by the copyright owner, except for reproduction in daily press and regular printed publications on sale to the public within 60 days of the event related to those data/results and always provided that copyright symbol appears together as follows below.  
© DORNA, 2023

## Practice Nr. 3

## Moto3

Lap	Lap Time	T1	T2	T3	T4	Speed	Lap	Lap Time	T1	T2	T3	T4	Speed	
12	2'04.293 *	30.329	16.475*	29.397	23.904	211.7	12	<b>1'42.723</b>	33.428	16.484	<u>28.994</u>	23.817	209.9	
13	<b>1'42.752</b>	33.631	16.275	29.062	23.784	211.7	<b>18th 43 Xavier ARTIGAS</b> CFMOTO Racing Pru SPA							
14	<u>1'42.137</u>	<u>33.492</u>	<u>16.217</u>	<u>28.910</u>	<u>23.518</u>	211.7	Runs=2	Total laps=13	Full laps=10	Valid laps=6				
<b>14th 53 Deniz ÖNCÜ</b> Red Bull KTM Ajo TUR							1	1'53.280	31.710	16.917	29.867	24.545	206.0	
	Runs=2	Total laps=12	Full laps=9	Valid laps=6				2	1'44.826 *	34.164	16.552	29.529	24.581*	209.2
1	3'39.144 *	31.921	16.609	29.556*	24.244	206.7	3	1'44.138 *	33.99*	16.482	29.397	24.267	209.2	
2	<b>1'43.813</b>	33.913	16.253	29.197	24.450	209.5	4	<b>1'43.810</b>	33.920	16.518	29.572	23.800	209.5	
3	<b>1'42.793</b>	33.735	16.195	29.148	23.715	<u>209.9</u>	5	<b>1'43.246</b>	33.839	16.496	29.223	<u>23.688</u>	212.5	
4	<b>1'42.595</b>	33.757	16.331	<u>28.908</u>	23.599	208.1	6	1'53.192 P	34.236	16.910	29.997*	<u>32.049</u>	203.6	
5	1'42.340 *	33.481	16.325	28.958*	23.576*	208.1	7	9'46.990	31.998	16.608	29.372	24.024	209.5	
6	<b>1'42.513</b>	33.621	<u>16.172</u>	29.008	23.712	209.5	8	<b>1'43.018</b>	33.789	16.348	29.107	23.774	209.9	
7	1'48.927 P	33.625	16.209	29.105	29.988	209.2	9	<b>1'43.086</b>	33.698	16.385	29.152	23.851	209.2	
8	9'50.231 *	<u>30.227</u>	16.764	29.224*	24.178	206.7	10	1'43.872 *	33.592	16.769*	29.418	24.093	211.0	
9	1'44.046 *	<u>33.288</u>	16.749*	30.053	23.956	209.9	11	1'45.704 *	33.647	16.405*	30.278	25.374	211.7	
10	1'42.356 *	33.393	16.370*	28.980	23.613	209.9	12	<u>1'42.381</u>	33.604	<u>16.260</u>	<u>28.815</u>	23.702	<u>215.4</u>	
11	<u>1'42.252</u>	33.358	16.330	28.990	<u>23.574</u>	207.8	13	<b>1'42.546</b>	<u>33.426</u>	16.282	28.920	23.918	212.5	
12	<b>1'42.609</b>	33.356	16.640	29.025	23.588	208.1	<b>19th 55 Romano FENATI</b> Rivacold Snipers Tea ITA							
<b>15th 10 Diogo MOREIRA</b> MT Helmets - MSI BRA							Runs=4	Total laps=13	Full laps=6	Valid laps=4				
1	2'36.123	30.200	16.625	29.953	24.049	209.9	1	2'30.402	33.102	17.410	30.211	25.043	202.3	
2	<b>1'43.065</b>	33.737	16.389	29.088	23.851	211.3	2	<b>1'44.208</b>	34.014	16.663	29.281	24.250	207.1	
3	<b>1'42.495</b>	33.548	16.338	29.053	23.556	211.7	3	<b>1'43.263</b>	33.700	16.561	29.109	23.893	207.8	
4	<b>1'42.474</b>	33.523	16.300	<u>29.027</u>	23.624	212.5	4	1'49.816 P	33.488	16.876	29.184	<u>30.268</u>	<u>208.1</u>	
5	<b>1'42.287</b>	<u>33.369</u>	<u>16.250</u>	29.064	23.604	<u>212.8</u>	5	6'14.470	35.801	16.711	29.861	24.778	205.7	
6	1'52.834 P	33.683	17.308	30.248*	31.595	209.2	6	<b>1'42.807</b>	33.647	16.534	28.934	<u>23.692</u>	207.1	
7	9'41.098	29.809	16.490	29.117	23.710	208.1	7	1'42.711 *	33.452	16.460	28.896	23.903*	207.8	
8	<u>1'42.283</u>	33.394	16.306	29.029	<u>23.554</u>	209.9	8	1'56.252 P	37.26*	17.157	29.739	32.093	197.7	
9	<b>1'43.886</b>	33.422	16.701	29.685	24.078	208.8	9	4'49.611 *	31.742	17.046	29.048	23.805*	202.3	
10	1'46.003 *	33.495	16.689*	31.670	24.149	208.5	10	1'42.388 *	33.316	16.479*	<u>28.754</u>	23.839	208.1	
11	1'43.372 *	33.608	16.510*	29.417	23.837	208.1	11	1'57.024 P	38.190	16.983*	29.897	31.954	201.9	
12	<b>1'43.080</b>	33.616	16.386	29.276	23.802	209.5	12	1'57.815	29.937	<u>16.422</u>	28.781	23.693	207.8	
13	<b>1'43.428</b>	33.866	16.796	29.107	23.659	201.6	13	<u>1'42.555</u>	<u>33.292</u>	16.485	28.785	23.993	207.1	
<b>16th 27 Kaito TOBA</b> SIC58 Squadra Corse JPN							<b>20th 31 Adrian FERNANDEZ</b> Leopard Racing SPA							
	Runs=1	Total laps=4	Full laps=3	Valid laps=3				Runs=3	Total laps=15	Full laps=10	Valid laps=5			
1	2'32.733 *	33.740	17.662	30.487	25.392*	194.9	1	2'15.213	31.192	16.824	30.136	25.010	213.2	
2	<b>1'43.751</b>	34.077	16.473	29.308	23.893	209.9	2	<b>1'43.512</b>	33.816	16.286	29.221	24.189	213.2	
3	<b>1'43.987</b>	33.808	16.543	29.660	23.976	210.3	3	<b>1'43.289</b>	33.580	16.477	29.273	23.959	211.7	
4	<u>1'42.350</u>	<u>33.563</u>	<u>16.251</u>	<u>28.887</u>	<u>23.649</u>	<u>212.8</u>	4	<b>1'44.015</b>	33.552	16.285	29.401	24.777	<u>215.4</u>	
unfinished	33.593	16.316				209.5	5	1'45.824 *	33.89*	<u>16.167</u>	29.247	26.512	214.7	
<b>17th 72 Taiyo FURUSATO</b> Honda Team Asia JPN							6	1'43.235 *	33.86*	16.355	29.178*	23.840*	211.7	
	Runs=2	Total laps=12	Full laps=9	Valid laps=3				7	1'43.924 *	33.545	16.434	29.283	24.662*	212.5
1	3'24.101	41.244	17.341	30.463	28.863	199.6	8	1'43.409 *	33.80*	16.324	29.147	24.133	211.3	
2	1'49.176 *	33.883	16.570	31.267	27.456*	211.7	9	1'53.485 P	34.436	16.613	29.752	32.684	209.5	
3	1'43.090 *	33.527	16.429	29.088	24.046*	<u>214.3</u>	10	5'18.308	31.174	16.563	29.835	24.696	212.1	
4	1'42.830 *	33.65*	16.381	29.037	<u>23.762</u>	210.3	11	1'54.602 *	36.314	17.038	34.605	26.645*	204.3	
5	1'42.143 *	33.333	16.344	28.941*	23.525*	211.0	12	<b>1'42.620</b>	<u>33.451</u>	16.219	29.246	23.704	214.7	
6	1'42.092 *	33.319	<u>16.145</u>	28.979*	23.649*	213.2	13	2'06.778 P	42.040	19.122*	33.883	31.733	201.9	
7	1'54.594 P	36.004	16.829	29.828	31.933	206.0	14	2'11.385 *	30.293	16.497	32.223	32.637*	211.3	
8	9'30.681 *	31.780	16.999	33.274	26.757*	204.0	15	<u>1'42.557</u>	33.618	16.236	<u>29.021</u>	<u>23.682</u>	212.5	
9	<b>2'12.711</b>	35.196	16.688	43.276	37.551	209.9	<b>21st 96 Daniel HOLGADO</b> Red Bull KTM Tech3 SPA							
10	1'43.381 *	33.364	16.412*	29.599*	24.006	211.3	Runs=3	Total laps=12	Full laps=7	Valid laps=5				
11	<u>1'42.373</u>	<u>33.304</u>	16.179	29.077	23.813	212.8	1	2'14.640	32.386	16.875	30.160	24.521	208.1	
							2	<b>1'44.022</b>	34.077	16.507	29.471	23.967	210.3	

**Fastest Lap:** Stefano NEPA Anqeluss MTA Team ITA **1'41.713** 33.233 16.283 28.798 23.399

These data/results cannot be reproduced, stored and/or transmitted in whole or in part by any manner of electronic, mechanical, photocopying, recording, broadcasting or otherwise now known or herein after developed without the previous express consent by the copyright owner, except for reproduction in daily press and regular printed publications on sale to the public within 60 days of the event related to those data/results and always provided that copyright symbol appears together as follows below.  
© DORNA, 2023

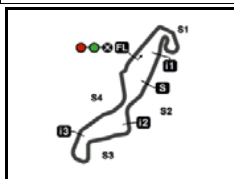
## Practice Nr. 3

## Moto3

Lap	Lap Time	T1	T2	T3	T4	Speed	Lap	Lap Time	T1	T2	T3	T4	Speed			
3	<b>1'43.255</b>	33.775	16.519	29.194	<b>23.767</b>	<b>215.1</b>	<b>25th</b>	<b>7</b>	<b>Filippo FARIOLI</b>	Red Bull KTM Tech3	ITA	Runs=2	Total laps=9	Full laps=6	Valid laps=3	
4	<b>1'43.052</b>	33.536	<b>16.363</b>	29.210	23.943	212.8	1	2'15.587	31.543	16.829	29.895	24.803	208.1			
5	1'46.142	*	33.516	16.583	29.655	26.388*	209.9	2	<b>1'43.479</b>	33.887	16.394	29.291	23.907	211.0		
6	1'42.880	*	33.404	16.462	29.225*	23.789*	211.3	3	<b>1'43.153</b>	33.630	16.450	<b>29.138</b>	23.935	212.1		
7	1'57.082	P	33.527	17.031	32.815	<b>33.709</b>	203.3	4	1'43.039	*	33.517	<b>16.238</b>	29.143	24.141*	<b>213.6</b>	
8	10'36.737	*	36.010	19.831	38.849	26.016*	166.3	5	1'47.279	*	34.04*	16.444	29.417	27.375	212.8	
9	<b>1'42.995</b>	33.584	16.456	29.131	23.824	209.5	6	1'42.849	*	33.698	16.371	29.073*	23.707*	211.0		
10	2'08.469	P	42.353	18.870*	35.312	31.934	202.3	7	<b>1'42.924</b>	<b>33.436</b>	16.363	29.253	<b>23.872</b>	212.1		
11	2'08.889	*	29.900	17.258	33.249*	28.833	196.1	8	1'50.211	P	33.805	16.455	29.339	30.612	208.8	
12	<b>1'42.603</b>	<b>33.256</b>	16.479	<b>29.076</b>	23.792	209.5	9	8'59.706	34.726	17.842	39.728	28.026	190.9			
<b>22nd</b>	<b>48</b>	<b>Ivan ORTOLÁ</b>	Angeluss MTA Team	SPA	Runs=3	Total laps=14	Full laps=9	Valid laps=5	unfinished	33.878					209.5	
1	2'13.089	32.464	17.145	30.419	24.854	204.6	<b>26th</b>	<b>64</b>	<b>Mario AJI</b>	Honda Team Asia	INA	Runs=2	Total laps=12	Full laps=9	Valid laps=5	
2	1'44.406	*	34.28*	16.612	29.450	24.056	208.5	1	3'21.896	*	36.904	19.200	31.629	32.071*	166.7	
3	1'43.880	*	33.714	16.548	29.587*	24.031	210.6	2	1'51.451	*	35.038	17.179	31.082	28.152*	201.6	
4	<b>1'43.855</b>	33.528	16.547	29.531	24.249	211.3	3	1'43.417	*	33.74*	<b>16.481</b>	29.198	23.991	208.1		
5	<b>1'43.811</b>	<b>33.383</b>	16.543	29.649	24.236	212.5	4	<b>1'43.821</b>	33.667	16.577	29.338	24.239	207.4			
6	1'44.436	*	33.70*	16.599	30.157*	23.974*	208.8	5	1'48.647	*	34.584	17.219	30.753*	26.091*	202.9	
7	<b>1'45.586</b>	34.691	16.884	29.972	24.039	205.0	6	<b>1'45.357</b>	34.337	16.902	29.571	24.547	204.0			
8	1'51.213	P	34.067	16.515	30.355*	30.276	210.3	7	1'57.458	P	36.585	17.357	30.420	33.096	204.3	
9	4'26.372	30.797	16.706	29.662	24.192	209.5	8	9'13.630	30.965	16.968	30.778	26.418	200.9			
10	1'49.820	P	33.671	16.579	29.574*	29.996	208.1	9	<b>2'03.982</b>	35.709	18.281	32.588	37.404	174.3		
11	4'54.123	*	35.147	16.921	46.508	31.974*	212.1	10	1'50.267	*	35.32*	18.641*	31.873	24.427	193.6	
12	1'42.262	*	33.29*	16.186*	<b>28.917</b>	23.861	<b>213.6</b>	11	<b>1'43.303</b>	<b>33.478</b>	16.518	29.060	24.247	<b>208.8</b>		
13	<b>1'42.675</b>	33.443	16.417	29.033	23.782	209.5	12	<b>1'49.148</b>	36.553	19.663	<b>29.003</b>	<b>23.929</b>	144.0			
14	<b>1'42.716</b>	33.494	<b>16.416</b>	29.065	<b>23.741</b>	209.5	<b>27th</b>	<b>22</b>	<b>Ana CARRASCO</b>	BOE Motorsports	SPA	Runs=2	Total laps=12	Full laps=9	Valid laps=8	
<b>23rd</b>	<b>6</b>	<b>Ryusei YAMANAKA</b>	Valresa GASGAS Asp	JPN	Runs=2	Total laps=12	Full laps=9	Valid laps=1	1	2'16.002	32.988	17.442	31.253	25.306	207.4	
1	2'36.364	30.936	16.861	30.238	24.133	206.0	2	<b>1'44.567</b>	34.332	16.578	29.487	24.170	211.3			
2	1'43.068	*	33.794	16.306	29.267	23.701*	210.6	3	<b>1'44.270</b>	34.001	16.537	29.539	24.193	211.0		
3	1'42.780	*	33.59*	16.296	29.145	23.746	212.1	4	<b>1'58.814</b>	34.036	16.512	31.635	36.631	210.6		
4	1'42.147	*	33.527	16.221	29.104	23.295*	211.7	5	<b>1'44.148</b>	33.961	16.552	<b>29.446</b>	24.189	210.6		
5	1'42.302	*	33.39*	<b>16.220</b>	29.104	<b>23.588</b>	<b>214.7</b>	6	1'52.823	P	33.860	16.581	29.568*	32.814	210.6	
6	1'54.562	P	33.563	16.789	31.083*	33.127	211.0	7	10'13.971	31.399	16.605	29.684	24.808	211.0		
7	11'21.690	32.631	16.757	30.282	23.636	205.0	8	<b>1'51.631</b>	36.061	17.218	32.537	25.815	198.7			
8	<b>1'42.776</b>	33.410	16.289	29.183	23.894	209.9	9	<b>2'12.616</b>	38.376	17.156	33.036	44.048	213.2			
9	1'47.356	*	34.609	16.657*	31.748	24.342	211.3	10	1'44.942	*	34.570	16.644*	29.668	24.060	212.5	
10	1'43.334	*	33.402	16.371*	29.545	24.016	210.3	11	<b>1'44.029</b>	33.883	<b>16.339</b>	29.527	24.280	<b>213.9</b>		
11	1'43.446	*	<b>33.246</b>	16.398	29.408	24.394*	212.1	12	<b>1'43.716</b>	<b>33.646</b>	16.497	29.673	<b>23.900</b>	213.6		
12	1'42.665	*	33.29*	16.421	<b>29.102</b>	23.846	210.3	<b>24th</b>	<b>70</b>	<b>Joshua WHATLEY</b>	VisionTrack Racing T	GBR	Runs=2	Total laps=10	Full laps=7	Valid laps=4
1	2'31.282	34.266	18.698	30.860	24.957	178.1	1	2'31.282	34.266	18.698	30.860	24.957	178.1			
2	<b>1'43.887</b>	33.877	16.532	29.432	24.046	209.9	2	<b>1'43.887</b>	33.877	16.532	29.432	24.046	209.9			
3	<b>1'43.782</b>	33.721	16.607	29.292	24.162	209.5	3	<b>1'43.782</b>	33.721	16.607	29.292	24.162	209.5			
4	1'43.071	*	33.621	16.437	29.154*	23.859	209.9	4	1'43.071	*	33.621	16.437	29.154*	23.859	209.9	
5	2'01.738	P	33.596	16.498	30.943	40.701	208.8	5	2'01.738	P	33.596	16.498	30.943	40.701	208.8	
6	14'09.455	30.403	16.641	29.184	24.321	208.5	6	14'09.455	30.403	16.641	29.184	24.321	208.5			
7	1'44.551	*	33.420	16.738*	29.957	24.436	209.9	7	1'44.551	*	33.420	16.738*	29.957	24.436	209.9	
8	1'42.444	*	33.441	16.454*	<b>28.844</b>	<b>23.705</b>	210.3	8	1'42.444	*	33.441	16.454*	<b>28.844</b>	<b>23.705</b>	210.3	
9	<b>1'42.923</b>	<b>33.399</b>	<b>16.355</b>	29.077	24.092	<b>211.7</b>	9	<b>1'42.923</b>	<b>33.399</b>	<b>16.355</b>	29.077	24.092	<b>211.7</b>			
10	<b>1'47.851</b>	37.841	17.053	29.200	23.757	204.6	10	<b>1'47.851</b>	37.841	17.053	29.200	23.757	204.6			

**Fastest Lap:** Stefano NEPA Angeluss MTA Team ITA **1'41.713** 33.233 16.283 28.798 23.399

These data/results cannot be reproduced, stored and/or transmitted in whole or in part by any manner of electronic, mechanical, photocopying, recording, broadcasting or otherwise now known or herein after developed without the previous express consent by the copyright owner, except for reproduction in daily press and regular printed publications on sale to the public within 60 days of the event related to those data/results and always provided that copyright symbol appears together as follows below.  
© DORNA, 2023



4542 m.

# MOTUL TT ASSEN

## Practice Nr. 3

### Best Partial Times

Moto3™

IT Ideal Lap Time, sum of the best partial times


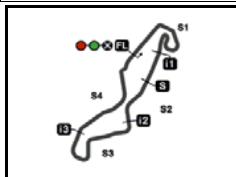
BT Best Lap Time

T1		T2		T3		T4		Pos	Rider	IT	BT	
Pos	Rider	Time	Rider	Time	Rider	Time	Rider	Time	Pos	Rider	IT	BT
1	D.ALONSO	32.989	D.MUÑOZ	16.118	S.OGDEN	28.661	S.NEPA	23.399	1	D.ALONSO	1'41.604	1'41.948 (7)
2	J.MASIA	33.017	A.SASAKI	16.118	R.ROSSI	28.719	C.VEIJER	23.518	2	R.ROSSI	1'41.636	1'41.843 (5)
3	R.ROSSI	33.053	T.FURUSATO	16.145	J.RUEDA	28.732	J.MASIA	23.529	3	J.MASIA	1'41.668	1'41.822 (3)
4	J.RUEDA	33.191	J.KELSO	16.165	M.BERTELLE	28.742	D.MUÑOZ	23.538	4	S.NEPA	1'41.691	1'41.713 (1)
5	S.NEPA	33.211	A.FERNANDEZ	16.167	R.FENATI	28.754	J.KELSO	23.545	5	J.RUEDA	1'41.765	1'41.780 (2)
6	A.SASAKI	33.216	D.ÖNCÜ	16.172	A.MIGNO	28.757	R.ROSSI	23.550	6	J.KELSO	1'41.840	1'41.840 (4)
7	J.KELSO	33.229	A.MIGNO	16.195	S.NEPA	28.798	D.MOREIRA	23.554	7	S.OGDEN	1'41.845	1'41.845 (6)
8	R.YAMANAKA	33.246	D.SALVADOR	16.215	D.ALONSO	28.810	A.MIGNO	23.559	8	A.MIGNO	1'41.885	1'42.074 (11)
9	M.BERTELLE	33.253	C.VEIJER	16.217	X.ARTIGAS	28.815	D.ÖNCÜ	23.574	9	A.SASAKI	1'41.913	1'41.958 (8)
10	D.HOLGADO	33.256	R.YAMANAKA	16.220	J.WHATLEY	28.844	D.ALONSO	23.582	10	D.MUÑOZ	1'41.918	1'41.996 (9)
11	D.MUÑOZ	33.261	J.MASIA	16.222	K.TOBA	28.887	R.YAMANAKA	23.588	11	D.ÖNCÜ	1'41.942	1'42.252 (14)
12	S.OGDEN	33.277	D.ALONSO	16.223	J.MASIA	28.900	D.SALVADOR	23.595	12	M.BERTELLE	1'42.031	1'42.031 (10)
13	ÖNCÜ	33.288	F.FARIOLI	16.238	J.KELSO	28.901	J.RUEDA	23.597	13	D.SALVADOR	1'42.074	1'42.074 (12)
14	R.FENATI	33.292	J.RUEDA	16.245	D.ÖNCÜ	28.908	A.SASAKI	23.610	14	C.VEIJER	1'42.137	1'42.137 (13)
15	T.FURUSATO	33.304	D.MOREIRA	16.250	C.VEIJER	28.910	S.OGDEN	23.615	15	R.YAMANAKA	1'42.156	1'42.776 (23)
16	D.SALVADOR	33.332	K.TOBA	16.251	I.ORTOLÁ	28.917	K.TOBA	23.649	16	R.FENATI	1'42.160	1'42.555 (19)
17	D.MOREIRA	33.369	X.ARTIGAS	16.260	D.SALVADOR	28.932	M.BERTELLE	23.678	17	X.ARTIGAS	1'42.189	1'42.381 (18)
18	A.MIGNO	33.374	S.NEPA	16.283	A.SASAKI	28.969	A.FERNANDEZ	23.682	18	D.MOREIRA	1'42.200	1'42.283 (15)
19	I.ORTOLÁ	33.383	S.OGDEN	16.292	T.FURUSATO	28.994	X.ARTIGAS	23.688	19	T.FURUSATO	1'42.205	1'42.373 (17)
20	J.WHATLEY	33.399	R.ROSSI	16.314	D.MUÑOZ	29.001	R.FENATI	23.692	20	J.WHATLEY	1'42.303	1'42.923 (24)
21	X.ARTIGAS	33.426	A.CARRASCO	16.339	M.AJI	29.003	J.WHATLEY	23.705	21	A.FERNANDEZ	1'42.321	1'42.557 (20)
22	F.FARIOLI	33.436	J.WHATLEY	16.355	A.FERNANDEZ	29.021	I.ORTOLÁ	23.741	22	K.TOBA	1'42.350	1'42.350 (16)
23	A.FERNANDEZ	33.451	M.BERTELLE	16.358	D.MOREIRA	29.027	T.FURUSATO	23.762	23	I.ORTOLÁ	1'42.457	1'42.675 (22)
24	M.AJI	33.478	D.HOLGADO	16.363	D.HOLGADO	29.076	D.HOLGADO	23.767	24	D.HOLGADO	1'42.462	1'42.603 (21)

These data/results cannot be reproduced, stored and/or transmitted in whole or in part by any manner of electronic, mechanical, photocopying, recording, broadcasting or otherwise now known or herein after developed without the previous express consent by the copyright owner, except for reproduction in daily press and regular printed publications on sale to the public within 60 days of the event related to those data/results and always provided that copyright symbol appears together as follows below.  
© DORNA, 2023



TT Circuit Assen

Results and timing service provided by  TISSOT

4542 m.

## MOTUL TT ASSEN

## Practice Nr. 3

## Best Partial Times

Moto3™

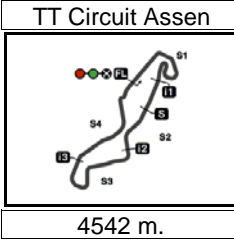
*IT* Ideal Lap Time, sum of the best partial times*BT* Best Lap Time

<b>T1</b>		<b>T2</b>		<b>T3</b>		<b>T4</b>				<i>IT</i>	<i>BT</i>	
<i>Pos</i>	<i>Rider</i>	<i>Time</i>	<i>Rider</i>	<i>Time</i>	<i>Rider</i>	<i>Time</i>	<i>Rider</i>	<i>Time</i>	<i>Pos</i>	<i>Rider</i>		
25	C.VEIJER	33.492	I.ORTOLÁ	16.416	R.YAMANAKA	29.102	F.FARIOLI	23.872	25	<b>F.FARIOLI</b>	1'42.684	1'42.924 (25)
26	<b>K.TOBA</b>	<b>33.563</b>	<b>R.FENATI</b>	<b>16.422</b>	<b>F.FARIOLI</b>	<b>29.138</b>	<b>A.CARRASCO</b>	<b>23.900</b>	26	<b>M.AJI</b>	1'42.891	1'43.303 (26)
27	A.CARRASCO	33.646	M.AJI	16.481	A.CARRASCO	29.446	M.AJI	23.929	27	<b>A.CARRASCO</b>	1'43.331	1'43.716 (27)

These data/results cannot be reproduced, stored and/or transmitted in whole or in part by any manner of electronic, mechanical, photocopying, recording, broadcasting or otherwise now known or herein after developed without the previous express consent by the copyright owner, except for reproduction in daily press and regular printed publications on sale to the public within 60 days of the event related to those data/results and always provided that copyright symbol appears together as follows below.  
© DORNA, 2023

Official MotoGP Timing by **TISSOT**  
www.motogp.com





## MOTUL TT ASSEN

### Practice Nr. 3

### Fastest Laps Sequence

Practice Time



Rider

Nation

Motorcycle

Time

Km/h

Rider's Lap

<b>3'35.555</b>	66 <b>Joel KELSO</b>	AUS	CFMOTO	<b>1'43.734</b>	157.6	2
<b>3'58.725</b>	31 <b>Adrian FERNANDEZ</b>	SPA	HONDA	<b>1'43.512</b>	157.9	2
<b>3'59.066</b>	7 <b>Filippo FARIOLI</b>	ITA	KTM	<b>1'43.479</b>	158.0	2
<b>4'16.619</b>	80 <b>David ALONSO</b>	COL	GASGAS	<b>1'43.226</b>	158.4	2
<b>4'19.188</b>	10 <b>Diogo MOREIRA</b>	BRA	KTM	<b>1'43.065</b>	158.6	2
<b>5'58.739</b>	38 <b>David SALVADOR</b>	SPA	KTM	<b>1'42.895</b>	158.9	3
<b>6'01.683</b>	10 <b>Diogo MOREIRA</b>	BRA	KTM	<b>1'42.495</b>	159.5	3
<b>6'54.977</b>	44 <b>David MUÑOZ</b>	SPA	KTM	<b>1'42.416</b>	159.6	3
<b>7'42.211</b>	16 <b>Andrea MIGNO</b>	ITA	KTM	<b>1'42.286</b>	159.8	4
<b>21'33.755</b>	5 <b>Jaume MASIA</b>	SPA	HONDA	<b>1'42.196</b>	159.9	10
<b>29'01.117</b>	99 <b>José Antonio RUEDA</b>	SPA	KTM	<b>1'41.780</b>	160.6	13
<b>29'05.802</b>	82 <b>Stefano NEPA</b>	ITA	KTM	<b>1'41.713</b>	160.7	11

These data/results cannot be reproduced, stored and/or transmitted in whole or in part by any manner of electronic, mechanical, photocopying, recording, broadcasting or otherwise now known or herein after developed without the previous express consent by the copyright owner, except for reproduction in daily press and regular printed publications on sale to the public within 60 days of the event related to those data/results and always provided that copyright symbol appears together as follows below.

© DORNA, 2023

Official MotoGP Timing by TISSOT  
www.motogp.com

Assen, Saturday, June 24, 2023

