


4542 m.

MOTUL TT ASSEN

Race

Classification after 22 laps = 99.924 km

29

Pos		Rider	Nation	Team	Motorcycle	Total Time	Km/h	Gap
1	25	96 Jake DIXON	GBR	Inde GASGAS Aspar Team	KALEX	35'43.411	167.8	
2	20	79 Ai OGURA	JPN	IDEMITSU Honda Team Asia	KALEX	35'44.745	167.7	1.334
3	16	37 Pedro ACOSTA	SPA	Red Bull KTM Ajo	KALEX	35'47.859	167.4	4.448
4	13	54 Fermín ALDEGUER	SPA	Beta Tools SpeedUp	BOSCOSCURO	35'47.898	167.4	4.487
5	11	40 Aron CANET	SPA	Pons Wegow Los40	KALEX	35'48.295	167.4	4.884
6	10	21 Alonso LOPEZ	SPA	Beta Tools SpeedUp	BOSCOSCURO	35'52.966	167.0	9.555
7	9	14 Tony ARBOLINO	ITA	Elf Marc VDS Racing Team	KALEX	35'53.036	167.0	9.625
8	8	18 Manuel GONZALEZ	SPA	Correos Prepago Yamaha VR46 M	KALEX	35'53.958	167.0	10.547
9	7	75 Albert ARENAS	SPA	Red Bull KTM Ajo	KALEX	35'54.026	167.0	10.615
10	6	13 Celestino VIETTI	ITA	Fantic Racing	KALEX	35'54.172	166.9	10.761
11	5	22 Sam LOWES	GBR	Elf Marc VDS Racing Team	KALEX	35'59.375	166.5	15.964
12	4	7 Barry BALTUS	BEL	Fieten Olie Racing GP	KALEX	36'01.645	166.4	18.234
13	3	11 Sergio GARCIA	SPA	Pons Wegow Los40	KALEX	36'03.819	166.2	20.408
14	2	15 Darryn BINDER	RSA	Liqui Moly Husqvarna Intact GP	KALEX	36'04.050	166.2	20.639
15	1	52 Jeremy ALCOBA	SPA	QJMOTOR Gresini Moto2	KALEX	36'07.903	166.1	24.492
16		3 Lukas TULOVIC	GER	Liqui Moly Husqvarna Intact GP	KALEX	36'12.827	165.5	29.416
17		99 Carlos TATAY	SPA	OnlyFans American Racing	KALEX	36'15.851	165.3	32.440
18		16 Joe ROBERTS	USA	Italtrans Racing Team	KALEX	36'18.428	165.1	35.017
19		71 Dennis FOGGIA	ITA	Italtrans Racing Team	KALEX	36'18.646	165.1	35.235
20		84 Zonta VD GOORBERGH	NED	Fieten Olie Racing GP	KALEX	36'33.805	163.9	50.394
21		23 Taiga HADA	JPN	Pertamina Mandalika SAG Team	KALEX	36'53.179	162.5	1'09.768
22		55 Yeray RUIZ	SPA	Forward Team	FORWARD	36'47.909	140.7	3 laps
Not classified								
		12 Filip SALAC	CZE	QJMOTOR Gresini Moto2	KALEX	34'20.868	166.6	1 lap
		72 Borja GOMEZ	SPA	Fantic Racing	KALEX	29'50.251	164.4	4 laps
		17 Alex ESCRIG	SPA	Forward Team	FORWARD	28'43.908	161.2	5 laps
		28 Izan GUEVARA	SPA	Inde GASGAS Aspar Team	KALEX	24'41.609	165.5	7 laps
		4 Sean Dylan KELLY	USA	OnlyFans American Racing	KALEX	25'07.664	162.6	7 laps
		35 Somkiat CHANTRA	THA	IDEMITSU Honda Team Asia	KALEX	14'42.784	166.7	13 laps

The results are provisional until the end of the limit for protest and appeals.

Time limit for protest expires 30' after publication of the results - Time:

These data/results cannot be reproduced, stored and/or transmitted in whole or in part by any manner of electronic, mechanical, photocopying, recording, broadcasting or otherwise now known or herein after developed without the previous express consent by the copyright owner, except for reproduction in daily press and regular printed publications on sale to the public within 60 days of the event related to those data/results and always provided that copyright symbol appears together as follows below.

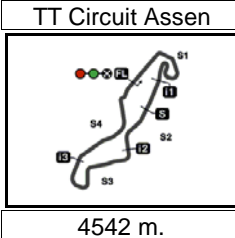
© DORNA, 2023

Official MotoGP Timing by TISSOT
www.motogp.com

Assen, Sunday, June 25, 2023

Page 1 of 2





MOTUL TT ASSEN

Race

Classification after 22 laps = 99.924 km

29

Pos	Rider	Nation	Team	Motorcycle	Total Time	Km/h	Gap
-----	-------	--------	------	------------	------------	------	-----

Race condition: Dry

Air: 29°

Humidity: 39%

Ground: 43°

Pole Position:

Fastest Lap:

Best Race Lap:

All Time Lap Record:

	Alonso LOPEZ	1'36.247	169.8 Km/h
Lap 18	Jake DIXON	1'36.697	169.0 Km/h
2021	Raul FERNANDEZ	1'36.690	169.1 Km/h
2023	Ai OGURA	1'36.000	170.3 Km/h

12:00'00

12:15'09

12:17'43

12:19'12

12:19'22 Sergio GARCIA12:25'26 Sergio GARCIA

12:28'06 Yeray RUIZ

12:28'07 Fermín ALDEGUER12:32'27 Sam LOWES

12:32'36 Somkiat CHANTRA

12:32'38 Yeray RUIZ

12:33'45 Borja GOMEZ12:34'25 Fermín ALDEGUER12:36'38 Sergio GARCIA12:36'44 Fermín ALDEGUER12:37'56 Sergio GARCIA12:39'34 Celestino VIETTI12:41'07 Jeremy ALCOBA

12:42'45 Sean Dylan KELLY

12:44'04 Izan GUEVARA

12:45'15 Pedro ACOSTA

12:46'21 Alex ESCRIG

12:47'48 Borja GOMEZ

12:48'16 Zonta VD GOORBERGH12:50'31 Tony ARBOLINO12:51'29 Celestino VIETTI12:52'20 Pedro ACOSTA12:52'27 Celestino VIETTI12:54'10 Jeremy ALCOBA

12:55'06 Filip SALAC

12:55'13 Jeremy ALCOBA

SIGHTING LAP START

WARM UP LAP START

RACE START

No jump startsdouble long lap penaltydouble long lap penalty - COMPLETED

entered pits

long lap penalty due to shortcut at T17track limits warning

crashed out - Rider OK

re-joined race

track limits warninglong lap penalty - COMPLETEDlong lap penalty due to shortcut at T17track limits warninglong lap penalty - COMPLETEDtrack limits warningtrack limits warning

entered pits and retired

crashed out - Rider OK

long lap penalty due to shortcut at T17

entered pits and retired

crashed out - Rider OK

track limits warningtrack limits warninglong lap penalty due to exceeding track limitlong lap penalty - COMPLETEDlong lap penalty - COMPLETEDlong lap penalty due to shortcut at T17

stopped with technical issue

3 seconds penalty - insufficient time to complete long lap penalty

The results are provisional until the end of the limit for protest and appeals.

Time limit for protest expires 30' after publication of the results - Time:

These data/results cannot be reproduced, stored and/or transmitted in whole or in part by any manner of electronic, mechanical, photocopying, recording, broadcasting or otherwise now known or herein after developed without the previous express consent by the copyright owner, except for reproduction in daily press and regular printed publications on sale to the public within 60 days of the event related to those data/results and always provided that copyright symbol appears together as follows below.

© DORNA, 2023

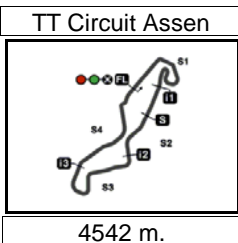
Official MotoGP Timing by TISSOT

www.motogp.com

Assen, Sunday, June 25, 2023

Page 2 of 2





Results and timing service provided by TISSOT

MOTUL TT ASSEN

Moto2™

World Championship Classification

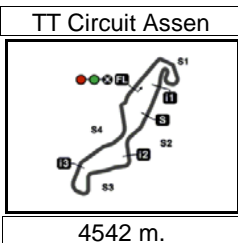
30

Rider		Points	Leader	Previous	POR	ARG	AME	SPA	FRA	ITA	GER	NED	GBR	AUT	CAT	RSM	IND	JPN	INA	AUS	THA	MAL	QAT	VAL	
1	ARBOLINO Tony	ITA	148			16	25	20	13	25	20	20	9												
2	ACOSTA Pedro	SPA	140	8	8	25	4	25	20	-	25	25	16												
3	DIXON Jake	GBR	104	44	36	10	16	-	10	11	16	16	25												
4	LOPEZ Alonso	SPA	92	56	12	-	20	9	16	16	10	11	10												
5	CANET Aron	SPA	76	72	16	20	13	8	11	-	13	-	11												
6	SALAC Filip	CZE	72	76	4	13	9	11	7	20	9	3	-												
7	CHANTRA Somkiat	THA	59	89	13	7	8	5	9	10	7	13	-												
8	LOWES Sam	GBR	58	90	1	9	6	3	25	1	-	9	5												
9	GONZALEZ Manuel	SPA	52	96	6	11	5	6	4	-	8	10	8												
10	VIETTI Celestino	ITA	51	97	1	5	3	7	-	13	11	6	6												
11	ALDEGUER Fermín	SPA	49	99	2	3	1	10	6	8	-	8	13												
12	ARENAS Albert	SPA	41	107	8	8	7	4	8	-	0	7	7												
13	GARCIA Sergio	SPA	37	111	4	1	11	-	5	6	6	5	3												
14	OGURA Ai	JPN	31	117	6	-	-	1	-	7	1	2	20												
15	BALTUS Barry	BEL	24	124	7	4	0	-	3	9	0	4	4												
16	ALCOBA Jeremy	SPA	23	125	1	6	0	13	0	3	-	0	1												
17	BENDSNEYDER Bo	NED	18	130	5	-	0	16	0	0	2	-	-												
18	ROBERTS Joe	USA	14	134	4	2	2	0	2	4	4	-	0												
19	BINDER Darryn	RSA	12	136	2	0	10	-	-	-	-	-	2												
20	FOGGIA Dennis	ITA	8	140	4	0	0	2	0	2	3	1	0												
21	TULOVIC Lukas	GER	6	142	2	-	-	-	1	5	-	-	0												
22	PASINI Mattia	ITA	5	143	1	-	-	-	-	-	5	-	-												

These data/results cannot be reproduced, stored and/or transmitted in whole or in part by any manner of electronic, mechanical, photocopying, recording, broadcasting or otherwise now known or herein after developed without the previous express consent by the copyright owner, except for reproduction in daily press and regular printed publications on sale to the public within 60 days of the event related to those data/results and always provided that copyright symbol appears together as follows below.
© DORNA, 2023

Official MotoGP Timing by TISSOT
www.motogp.com





Results and timing service provided by TISSOT

MOTUL TT ASSEN

Moto2™

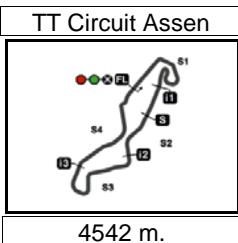
World Championship Classification

30

Rider	Points	Leader	Previous	POR	ARG	AME	SPA	FRA	ITA	GER	NED	GBR	AUT	CAT	RSM	IND	JPN	INA	AUS	THA	MAL	QAT	VAL	
23 KELLY Sean Dylan	USA	0	148	5	0	-	0	-	0	0	0	-												
24 TORRES Jordi	SPA	0	148	0	0	0	-	-	-	-	-	-												
25 GOMEZ Borja	SPA	0	148	0	0	0	0	0	0	0	-	-												
26 VD GOORBERGH Zonta	NED	0	148	0	-	0	0	0	0	-	0	0												
27 TATAY Carlos	SPA	0	148	0	-	-	-	-	-	-	0	0												
28 RAMIREZ Marcos	SPA	0	148	0	0	0	-	0	0	-	0	-												
29 GUEVARA Izan	SPA	0	148	0	-	-	0	0	0	0	-	-												
30 DALLA PORTA Lorenzo	ITA	0	148	0	0	0	-	0	0	0	-	-												
31 AGIUS Senna	AUS	0	148	0	-	-	-	0	0	-	-	-												
32 SKINNER Rory	GBR	0	148	0	0	-	0	0	-	-	-	-												
33 MINAMIMOTO Soichiro	JPN	0	148	0	-	0	0	0	-	-	-	-												
34 HADA Taiga	JPN	0	148	0	-	-	-	-	-	0	0	0												
35 DANIEL Kasma	MAL	0	148	0	-	-	-	-	-	0	0	-												
36 RUIZ Yeray	SPA	0	148	0	-	-	-	-	-	-	-	0												
37 SANCHIS David	SPA	0	148	0	-	-	0	-	-	-	-	-												

These data/results cannot be reproduced, stored and/or transmitted in whole or in part by any manner of electronic, mechanical, photocopying, recording, broadcasting or otherwise now known or herein after developed without the previous express consent by the copyright owner, except for reproduction in daily press and regular printed publications on sale to the public within 60 days of the event related to those data/results and always provided that copyright symbol appears together as follows below.
© DORNA, 2023





Results and timing service provided by TISSOT

MOTUL TT ASSEN

Moto2™

World Championship Classification

30

Constructor	Points	Leader	Previous	POR	ARG	AME	SPA	FRA	ITA	GER	NED	GBR	AUT	CAT	RSM	IND	JPN	INA	AUS	THA	MAL	QAT	VAL
1 KALEX	200			25	25	25	25	25	25	25	25												
2 BOSCOSCURO	99	101	101	3	20	10	16	16	10	11	13												

Team	Points	Leader	Previous	POR	ARG	AME	SPA	FRA	ITA	GER	NED	GBR	AUT	CAT	RSM	IND	JPN	INA	AUS	THA	MAL	QAT	VAL
1 ELF MARC VDS RACING TEAM	206			25	31	23	38	26	20	29	14												
2 RED BULL KTM AJO	181	25	25	33	11	29	28	-	25	32	23												
3 BETA TOOLS SPEEDUP	141	65	40	3	21	19	22	24	10	19	23												
4 PONS WEGOW LOS40	113	93	28	21	24	8	16	6	19	5	14												
5 INDE GASGAS ASPAR TEAM	104	102	9	10	16	-	10	11	16	16	25												
6 QJMOTOR GRESINI MOTO2	95	111	9	19	9	24	7	23	9	3	1												
7 IDEMITSU HONDA TEAM ASIA	90	116	5	7	8	6	9	17	8	15	20												
8 CORREOS PREPAGO YAMAHA VR46 M	52	154	38	11	5	6	4	-	8	10	8												
9 FANTIC RACING	51	155	1	5	3	7	-	13	11	6	6												
10 FIETEN OLIE RACING GP	24	182	27	4	-	-	3	9	-	4	4												
11 ITALTRANS RACING TEAM	22	184	2	2	2	2	2	6	7	1	-												
12 PERTAMINA MANDALIKA SAG TEAM	18	188	4	-	-	16	-	-	2	-	-												
13 LIQUI MOLY HUSQVARNA INTACT GP	18	188	0	-	10	-	1	5	-	-	2												

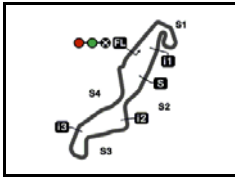
These data/results cannot be reproduced, stored and/or transmitted in whole or in part by any manner of electronic, mechanical, photocopying, recording, broadcasting or otherwise now known or herein after developed without the previous express consent by the copyright owner, except for reproduction in daily press and regular printed publications on sale to the public within 60 days of the event related to those data/results and always provided that copyright symbol appears together as follows below.
© DORNA, 2023

Official MotoGP Timing by TISSOT
www.motogp.com

Assen, Sunday, June 25, 2023

Page 3 of 3





4542 m.

MOTUL TT ASSEN
Race
Lap Chart

31

Pos	1	2	3	4	5	6	7	8	9	10	11	12	13	14	15	16	17	18	19	20	21	22	23	24	25	26	27	28
Grid	21	96	79	54	22	37	35	75	13	14	40	18	12	16	15	7	11	52	3	99	4	84	72	28	71	55	23	17

	1	21	79	96	54	75	37	14	40	35	22	18	15	12	11	16	7	13	52	3	28	4	55	99	84	23	71	72	17	
	2	21	79	96	54	75	37	40	14	35	18	22	12	15	11	16	13	7	52	28	3	4	55	84	99	23	71	72	17	
	3	21	79	96	37	75	54	40	14	35	18	22	12	15	16	13	7	52	11	28	4	3	84	99	55	71	72	23	17	
	4	21	79	96	37	75	54	14	40	35	40	18	22	12	15	13	16	7	52	11	28	4	3	99	84	55	71	72	23	17
	5	21	79	96	37	75	54	14	40	35	18	12	15	13	22	7	16	52	11	28	4	3	99	84	71	55	72	23	17	
	6	21	79	96	37	75	54	14	40	35	18	12	15	13	7	22	52	16	11	28	3	4	99	71	84	72	17	23	55	
	7	21	79	96	37	75	54	14	40	35	18	12	13	15	7	22	52	16	11	28	3	4	99	71	84	72	17	23	55	
	8	21	79	96	37	54	75	14	40	35	18	13	12	7	15	22	52	16	11	28	3	4	99	71	84	72	17	23	55	
	9	21	96	79	37	54	14	40	75	35	18	13	12	7	15	22	52	16	11	28	3	4	99	71	84	72	23	17	55	
	10	21	96	79	37	54	14	40	75	18	13	12	7	22	15	52	16	11	28	3	4	99	71	84	72	23	17	55		
L	11	21	96	79	37	40	14	54	75	18	13	12	7	22	15	52	16	15	11	28	3	4	99	71	84	72	23	17	55	
a	12	21	96	79	37	40	14	54	75	18	13	7	12	22	16	15	52	11	28	3	4	99	71	84	72	23	17	55		
P	13	96	79	37	21	40	54	14	75	18	13	7	12	22	16	15	52	11	28	3	4	99	71	72	84	23	17	55		
S	14	96	79	37	21	40	54	14	75	18	13	7	12	22	15	52	11	28	3	4	99	71	16	72	84	23	17	55		
	15	79	96	37	21	40	54	14	75	18	13	7	12	22	15	52	11	28	3	99	71	16	72	84	4	23	17	55		
	16	79	96	37	21	40	54	14	75	18	13	7	12	22	52	15	11	3	99	71	16	72	84	23	17	55				
	17	79	96	37	40	21	54	14	75	18	13	7	12	22	15	52	11	3	99	71	16	72	84	23	17	55				
	18	79	96	37	40	54	21	14	75	13	18	12	7	22	15	11	52	3	99	71	16	72	84	23	55					
	19	79	96	37	40	54	21	14	13	75	18	12	7	22	11	52	15	3	99	71	16	84	23	55						
	20	79	96	37	40	54	14	21	13	75	18	12	7	22	11	52	15	3	99	71	16	84	23							
	21	96	79	37	54	40	14	21	13	75	18	12	22	7	11	15	52	3	99	71	16	84	23							
	22	96	79	37	54	40	21	14	18	75	13	22	7	11	15	52	3	99	16	71	84	23								

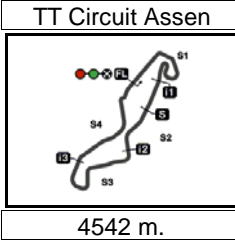
Winner Lapped rider

These data/results cannot be reproduced, stored and/or transmitted in whole or in part by any manner of electronic, mechanical, photocopying, recording, broadcasting or otherwise now known or herein after developed without the previous express consent by the copyright owner, except for reproduction in daily press and regular printed publications on sale to the public within 60 days of the event related to those data/results and always provided that copyright symbol appears together as follows below.

Official MotoGP Timing by TISSOT
www.motogp.com

Assen, Sunday, June 25, 2023






MOTUL TT ASSEN

Race

Fastest Lap of Each Rider

32

	Rider	Nation	Team	Motorcycle	Time	Lap Total	Gap
1	96 Jake DIXON	GBR	Inde GASGAS Aspar Team	KALEX	1'36.697	18 22	
2	37 Pedro ACOSTA	SPA	Red Bull KTM Ajo	KALEX	1'36.718	2 22	0.021 0.021
3	54 Fermín ALDEGUER	SPA	Beta Tools SpeedUp	BOSCOSCURO	1'36.737	6 22	0.040 0.019
4	79 Ai OGURA	JPN	IDEMITSU Honda Team Asia	KALEX	1'36.737	2 22	0.040
5	21 Alonso LOPEZ	SPA	Beta Tools SpeedUp	BOSCOSCURO	1'36.790	2 22	0.093 0.053
6	14 Tony ARBOLINO	ITA	Elf Marc VDS Racing Team	KALEX	1'36.808	6 22	0.111 0.018
7	75 Albert ARENAS	SPA	Red Bull KTM Ajo	KALEX	1'36.813	2 22	0.116 0.005
8	40 Aron CANET	SPA	Pons Wegow Los40	KALEX	1'36.830	7 22	0.133 0.017
9	35 Somkiat CHANTRA	THA	IDEMITSU Honda Team Asia	KALEX	1'37.147	2 9	0.450 0.317
10	18 Manuel GONZALEZ	SPA	Correos Prepago Yamaha VR46 Ma	KALEX	1'37.164	3 22	0.467 0.017
11	11 Sergio GARCIA	SPA	Pons Wegow Los40	KALEX	1'37.194	8 22	0.497 0.030
12	13 Celestino VIETTI	ITA	Fantic Racing	KALEX	1'37.239	4 22	0.542 0.045
13	22 Sam LOWES	GBR	Elf Marc VDS Racing Team	KALEX	1'37.243	4 22	0.546 0.004
14	7 Barry BALTUS	BEL	Fieten Olie Racing GP	KALEX	1'37.301	11 22	0.604 0.058
15	15 Darryn BINDER	RSA	Liqui Moly Husqvarna Intact GP	KALEX	1'37.319	4 22	0.622 0.018
16	16 Joe ROBERTS	USA	Italtrans Racing Team	KALEX	1'37.359	21 22	0.662 0.040
17	12 Filip SALAC	CZE	QJMOTOR Gresini Moto2	KALEX	1'37.427	6 21	0.730 0.068
18	52 Jeremy ALCOBA	SPA	QJMOTOR Gresini Moto2	KALEX	1'37.569	6 22	0.872 0.142
19	28 Izan GUEVARA	SPA	Inde GASGAS Aspar Team	KALEX	1'37.765	6 15	1.068 0.196
20	3 Lukas TULOVIC	GER	Liqui Moly Husqvarna Intact GP	KALEX	1'37.806	11 22	1.109 0.041
21	99 Carlos TATAY	SPA	OnlyFans American Racing	KALEX	1'37.970	18 22	1.273 0.164
22	71 Dennis FOGGIA	ITA	Italtrans Racing Team	KALEX	1'38.051	12 22	1.354 0.081
23	4 Sean Dylan KELLY	USA	OnlyFans American Racing	KALEX	1'38.149	8 15	1.452 0.098
24	72 Borja GOMEZ	SPA	Fantic Racing	KALEX	1'38.414	5 18	1.717 0.265
25	84 Zonta VD GOORBERGH	NED	Fieten Olie Racing GP	KALEX	1'38.618	8 22	1.921 0.204
26	55 Yeray RUIZ	SPA	Forward Team	FORWARD	1'38.799	2 19	2.102 0.181
27	17 Alex ESCRIG	SPA	Forward Team	FORWARD	1'38.876	4 17	2.179 0.077
28	23 Taiga HADA	JPN	Pertamina Mandalika SAG Team	KALEX	1'39.260	4 22	2.563 0.384

These data/results cannot be reproduced, stored and/or transmitted in whole or in part by any manner of electronic, mechanical, photocopying, recording, broadcasting or otherwise now known or herein after developed without the previous express consent by the copyright owner, except for reproduction in daily press and regular printed publications on sale to the public within 60 days of the event related to those data/results and always provided that copyright symbol appears together as follows below.

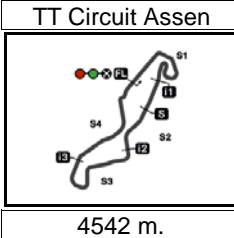
© DORNA, 2023

Official MotoGP Timing by TISSOT
www.motogp.com

Assen, Sunday, June 25, 2023





**MOTUL TT ASSEN***After the Race***Event Best Maximum Speed****33**

Rider	Nation	Team	Motorcycle	Km/h	
15 Darryn BINDER	RSA	Liqui Moly Husqvarna Intact GP	KALEX	260.9	Practice Nr. 3
37 Pedro ACOSTA	SPA	Red Bull KTM Ajo	KALEX	260.4	Race
13 Celestino VIETTI	ITA	Fantic Racing	KALEX	260.4	Race
28 Izan GUEVARA	SPA	Inde GASGAS Aspar Team	KALEX	260.4	Practice Nr. 3
35 Somkiat CHANTRA	THA	IDEMITSU Honda Team Asia	KALEX	259.8	Race
7 Barry BALTUS	BEL	Fieten Olie Racing GP	KALEX	259.8	Practice Nr. 1
79 Ai OGURA	JPN	IDEMITSU Honda Team Asia	KALEX	259.3	Practice Nr. 1
96 Jake DIXON	GBR	Inde GASGAS Aspar Team	KALEX	259.3	Practice Nr. 2
14 Tony ARBOLINO	ITA	Elf Marc VDS Racing Team	KALEX	259.3	Practice Nr. 3
75 Albert ARENAS	SPA	Red Bull KTM Ajo	KALEX	259.3	Race
54 Fermín ALDEGUER	SPA	Beta Tools SpeedUp	BOSCOSCURO	258.7	Practice Nr. 1
40 Aron CANET	SPA	Pons Wegow Los40	KALEX	258.7	Race
17 Alex ESCRIG	SPA	Forward Team	FORWARD	258.7	Race
11 Sergio GARCIA	SPA	Pons Wegow Los40	KALEX	258.7	Race
18 Manuel GONZALEZ	SPA	Correos Prepagó Yamaha VR46 M	KALEX	258.7	Race
72 Borja GOMEZ	SPA	Fantic Racing	KALEX	258.2	Practice Nr. 1
12 Filip SALAC	CZE	QJMOTOR Gresini Moto2	KALEX	258.2	Qualifying Nr. 2
71 Dennis FOGGIA	ITA	Italtrans Racing Team	KALEX	258.2	Practice Nr. 2
24 Marcos RAMIREZ	SPA	Forward Team	FORWARD	257.6	Practice Nr. 1
55 Yeray RUIZ	SPA	Forward Team	FORWARD	257.6	Practice Nr. 2
3 Lukas TULOVIC	GER	Liqui Moly Husqvarna Intact GP	KALEX	257.1	Practice Nr. 2
22 Sam LOWES	GBR	Elf Marc VDS Racing Team	KALEX	257.1	Practice Nr. 1
21 Alonso LOPEZ	SPA	Beta Tools SpeedUp	BOSCOSCURO	257.1	Practice Nr. 1
16 Joe ROBERTS	USA	Italtrans Racing Team	KALEX	257.1	Race
4 Sean Dylan KELLY	USA	OnlyFans American Racing	KALEX	257.1	Practice Nr. 1
52 Jeremy ALCOBA	SPA	QJMOTOR Gresini Moto2	KALEX	257.1	Qualifying Nr. 2
84 Zonta VD GOORBERGH	NED	Fieten Olie Racing GP	KALEX	256.6	Practice Nr. 1
23 Taiga HADA	JPN	Pertamina Mandalika SAG Team	KALEX	255.5	Qualifying Nr. 1
99 Carlos TATAY	SPA	OnlyFans American Racing	KALEX	255.0	Qualifying Nr. 1

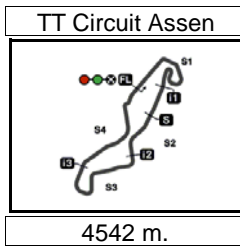
These data/results cannot be reproduced, stored and/or transmitted in whole or in part by any manner of electronic, mechanical, photocopying, recording, broadcasting or otherwise now known or herein after developed without the previous express consent by the copyright owner, except for reproduction in daily press and regular printed publications on sale to the public within 60 days of the event related to those data/results and always provided that copyright symbol appears together as follows below.

© DORNA, 2023

Official MotoGP Timing by TISSOT
www.motogp.com

Assen, Sunday, June 25, 2023





MOTUL TT ASSEN
Race

Chronological Analysis of Performances

34

* Lap / Sector time cancelled T1 Time from finish line to 1st intermediate T3 Time from 2nd intermed. to 3rd intermed.
P Crossing the finish line in pit lane T2 Time from 1st intermed. to 2nd intermed. T4 Time from 3rd intermediate to finish line

Lap	Lap Time	T1	T2	T3	T4	Speed	Lap	Lap Time	T1	T2	T3	T4	Speed	
1st	96	Jake DIXON				Inde GASGAS Aspar GBR		20	1'37.110	31.912	14.830	28.096	22.272	251.8
		Runs=1 Total laps=22		Full laps=21 Valid laps=20			21	1'38.220	33.162	14.768	28.014	22.276	253.4	
							22	1'37.736	32.021	14.869	28.251	22.595	252.3	
1	1'43.051	37.953	14.764	27.951	22.383	253.9								
2	1'36.830	31.932	14.784	27.888	22.226	257.6								
3	1'36.789	31.865	14.755	27.868	22.301	254.4								
4	1'36.729	31.853	14.778	27.905	22.193	256.0								
5	1'37.237	32.003	14.871	27.991	22.372	255.0								
6	1'37.110	32.013	14.798	27.988	22.311	257.1								
7	1'37.344 *	32.043	14.800	28.093	22.408*	256.0								
8	1'37.041	31.985	14.733	28.099	22.224	257.1								
9	1'37.336	31.952	14.767	28.116	22.501	256.0								
10	1'37.587	32.034	14.911	28.095	22.547	254.4								
11	1'37.295	31.913	14.805	28.135	22.442	253.4								
12	1'37.493	31.972	14.964	28.146	22.411	246.7								
13	1'37.208	31.892	14.824	28.111	22.381	255.0								
14	1'37.227	31.943	14.801	28.110	22.373	254.4								
15	1'38.368	32.642	14.850	27.995	22.881	254.4								
16	1'36.960	31.919	14.749	28.002	22.290	256.0								
17	1'36.825	31.789	14.726	27.996	22.314	256.0								
18	1'36.697	31.744	14.809	27.945	22.199	253.9								
19	1'36.768	31.905	14.752	27.941	22.170	255.0								
20	1'36.954	31.903	14.829	27.982	22.240	252.8								
21	1'37.308	32.002	14.754	28.111	22.441	256.0								
22	1'37.254	31.795	14.759	28.101	22.599	254.4								
3rd	37	Pedro ACOSTA				Red Bull KTM Ajo SPA		20	1'37.166	31.968	14.777	28.143	22.278	256.0
		Runs=1 Total laps=22		Full laps=21 Valid laps=17			21	1'37.682 *	32.456	14.788	28.125*	22.313	257.6	
							22	1'37.652	32.217	14.784	28.108	22.543	253.4	
1	1'44.148	38.604	14.929	28.350	22.265	260.4								
2	1'36.718	31.935	14.688	27.871	22.224	259.8								
3	1'37.044 *	31.889	14.860	27.946	22.349*	253.9								
4	1'36.832	31.920	14.705	27.988	22.219	258.7								
5	1'37.061	31.802	14.750	28.222	22.287	257.6								
6	1'36.832	31.882	14.658	28.111	22.181	255.5								
7	1'36.871	31.781	14.738	28.091	22.261	257.1								
8	1'37.131	31.959	14.681	28.194	22.297	258.2								
9	1'37.450	32.385	14.707	28.051	22.307	258.2								
10	1'37.115	31.968	14.734	28.060	22.353	258.2								
11	1'37.312	32.125	14.888	28.064	22.235	258.7								
12	1'37.632	32.375	14.781	28.098	22.378	256.0								
13	1'37.727	32.175	14.842	28.135	22.575	259.3								
14	1'37.040	31.930	14.620	28.069	22.421	259.3								
15	1'37.775 *	31.947	14.763	28.042	23.023*	256.6								
16	1'37.446 *	32.26*	14.671	28.108	22.401	259.3								
17	1'37.251	31.967	14.730	28.171	22.383	257.6								
18	1'37.015	31.909	14.709	28.122	22.275	258.2								
19	1'38.959	33.796	14.718	28.121	22.324	256.6								
20	1'37.166	31.968	14.777	28.143	22.278	256.0								
21	1'37.682 *	32.456	14.788	28.125*	22.313	257.6								
22	1'37.652	32.217	14.784	28.108	22.543	253.4								
4th	54	Fermín ALDEGUER				Beta Tools SpeedUp SPA		20	1'36.697	31.744	14.809	27.945	22.199	253.9
		Runs=1 Total laps=22		Full laps=21 Valid laps=15			21	1'38.869 *	33.744	14.870	28.024	22.231*	258.2	
							22	1'37.352 *	32.049	14.850	28.054*	22.399	255.0	
1	1'43.769	38.137	15.096	28.217	22.319	253.9								
2	1'36.908 *	31.906	14.830	27.936	22.236*	252.3								
3	1'37.522 *	31.961	14.893	27.946	22.722*	252.8								
4	1'37.531 *	32.17*	14.861	28.253	22.239	252.3								
5	1'37.063	31.829	14.920	28.045	22.269	252.3								
6	1'36.737	31.786	14.788	27.970	22.193	253.4								
7	1'36.997	31.907	14.755	28.036	22.299	254.4								
8	1'37.588	32.019	14.844	28.360	22.365	253.9								
9	1'37.254 *	32.059	14.917	28.060	22.218*	253.9								
10	1'37.027	31.902	14.818	28.061	22.246	252.8								
11	1'38.869 *	33.744	14.870	28.024	22.231*	258.2								
12	1'37.583	32.053	14.958	28.292	22.280	253.4								
13	1'37.490	32.149	14.877	28.106	22.358	251.8								
14	1'37.313	31.948	14.876	28.150	22.339	253.9								
15	1'37.352 *	32.049	14.850	28.054*	22.399	255.0								

Fastest Lap: Jake DIXON Inde GASGAS Aspar GBR **1'36.697** 31.744 14.809 27.945 22.199

These data/results cannot be reproduced, stored and/or transmitted in whole or in part by any manner of electronic, mechanical, photocopying, recording, broadcasting or otherwise now known or herein after developed without the previous express consent by the copyright owner, except for reproduction in daily press and regular printed publications on sale to the public within 60 days of the event related to those data/results and always provided that copyright symbol appears together as follows below.
© DORNA, 2023



Race

Moto2

Lap	Lap Time	T1	T2	T3	T4	Speed	Lap	Lap Time	T1	T2	T3	T4	Speed
16	1'37.318	32.065	14.865	28.060	22.328	254.4	22	1'38.376	32.246	14.806	28.387	22.937	254.4
17	1'37.254	31.979	14.837	28.120	22.318	255.5	7th 14 Tony ARBOLINO Elf Marc VDS Racing ITA						
18	1'37.079	32.003	14.818	28.060	22.198	253.4	Runs=1 Total laps=22 Full laps=21 Valid laps=18						
19	1'37.164	32.126	14.856	28.010	22.172	253.4	1	1'44.201	38.467	14.937	28.415	22.382	258.7
20	1'37.113	32.052	14.875	28.029	22.157	255.0	2	1'37.266	32.034	14.725	27.932	22.575	257.6
21	1'37.357	32.085	14.932	28.083	22.257	256.0	3	1'37.270	31.861	14.692	28.128	22.589	256.0
22	1'37.610	32.082	14.955	28.117	22.456	251.8	4	1'37.239	31.793	14.724	28.331	22.391	258.2
5th 40 Aron CANET Pons Wegow Los40 SPA							5	1'37.136	31.753	14.831	28.173	22.379	255.5
Runs=1 Total laps=22 Full laps=21 Valid laps=20							6	1'36.808	31.802	14.688	28.075	22.243	256.0
1	1'44.438	38.823	14.928	28.217	22.470	256.0	7	1'37.051	31.791	14.810	28.102	22.348	258.2
2	1'36.896 *	31.978	14.692	27.881	22.345*	257.1	8	1'37.563	32.085	14.722	28.189	22.567	256.6
3	1'37.396	32.122	14.703	28.134	22.437	257.6	9	1'37.051 *	31.956	14.676	28.148	22.271*	256.6
4	1'37.961	32.942	14.797	28.011	22.211	254.4	10	1'37.024	31.884	14.700	28.195	22.245	255.5
5	1'36.912	31.874	14.798	28.029	22.211	255.5	11	1'38.256	32.757	14.835	28.185	22.479	256.6
6	1'36.925	31.886	14.687	28.088	22.264	255.0	12	1'37.605	31.944	14.899	28.259	22.503	255.5
7	1'36.830	31.871	14.712	28.018	22.229	255.5	13	1'38.542 *	32.93*	14.795	28.374	22.440	256.0
8	1'37.199	31.881	14.674	28.153	22.491	257.6	14	1'37.523	32.012	14.777	28.265	22.469	256.0
9	1'37.581	32.185	14.731	28.210	22.455	258.7	15	1'37.497	31.979	14.802	28.215	22.501	256.0
10	1'36.990	31.904	14.702	28.091	22.293	255.0	16	1'37.721	31.879	14.842	28.402	22.598	257.6
11	1'37.073	31.986	14.845	28.084	22.158	253.4	17	1'37.554	31.919	14.830	28.267	22.538	257.1
12	1'37.166	31.866	14.854	28.080	22.366	253.4	18	1'37.510	31.956	14.860	28.262	22.432	255.5
13	1'37.287	32.024	14.840	28.093	22.330	254.4	19	1'37.907	32.143	14.841	28.239	22.684	254.4
14	1'37.363	32.048	14.808	28.087	22.420	255.5	20	1'37.744 *	32.123	14.899	28.327	22.395*	256.0
15	1'37.651	32.121	14.802	28.250	22.478	257.6	21	1'37.954	32.053	14.931	28.297	22.673	255.5
16	1'38.088	32.451	14.805	28.342	22.490	258.2	22	1'38.614	32.149	14.871	28.413	23.181	255.5
17	1'37.169	32.040	14.785	28.060	22.284	257.1	8th 18 Manuel GONZALEZ Correos Prepago Yam SPA						
18	1'37.255	31.916	14.902	28.124	22.313	254.4	Runs=1 Total laps=22 Full laps=21 Valid laps=20						
19	1'37.365	32.119	14.823	28.069	22.354	255.5	1	1'45.046	39.097	15.170	28.229	22.550	256.6
20	1'37.144	31.967	14.786	28.047	22.344	255.5	2	1'37.191	31.942	14.860	28.048	22.341	256.0
21	1'37.887	32.520	14.874	28.137	22.356	254.4	3	1'37.164	31.928	14.863	28.083	22.290	256.0
22	1'37.719	32.093	14.841	28.189	22.596	256.0	4	1'37.532	32.028	14.830	28.301	22.373	257.1
6th 21 Alonso LOPEZ Beta Tools SpeedUp SPA							5	1'37.216	31.919	14.845	28.081	22.371	256.0
Runs=1 Total laps=22 Full laps=21 Valid laps=21							6	1'37.329	32.102	14.784	28.151	22.292	257.1
1	1'42.286	37.090	14.836	27.982	22.378	248.7	7	1'37.307	32.051	14.810	28.174	22.272	253.9
2	1'36.790	31.743	14.846	27.938	22.263	249.7	8	1'37.534	31.964	14.904	28.182	22.484	256.0
3	1'36.857	31.820	14.814	27.912	22.311	249.2	9	1'37.525	32.130	14.915	28.161	22.319	256.0
4	1'36.897	31.825	14.779	27.947	22.346	249.2	10	1'37.686	32.056	14.974	28.208	22.448	254.4
5	1'37.242	31.909	14.884	28.081	22.368	249.7	11	1'37.651	32.117	15.003	28.212	22.319	253.9
6	1'37.207	31.976	14.821	28.032	22.378	250.8	12	1'37.742	32.057	14.966	28.240	22.479	253.9
7	1'37.251	32.025	14.821	28.069	22.336	251.8	13	1'37.686	32.158	14.910	28.250	22.368	254.4
8	1'37.247	32.025	14.758	28.079	22.385	250.3	14	1'37.477	32.052	14.878	28.218	22.329	253.4
9	1'37.563	32.019	14.850	28.236	22.458	252.3	15	1'37.440	31.973	14.842	28.201	22.424	256.0
10	1'37.477	32.041	14.800	28.142	22.494	251.3	16	1'37.755	32.072	14.953	28.181	22.549	256.6
11	1'37.425	31.974	14.813	28.228	22.410	251.3	17	1'37.672	32.073	14.846	28.242	22.511	257.1
12	1'37.558	32.003	14.873	28.221	22.461	251.3	18	1'37.857	32.254	14.916	28.312	22.375	257.1
13	1'38.092	32.276	14.792	28.185	22.839	253.4	19	1'37.697	32.110	14.917	28.295	22.375	256.6
14	1'37.925	32.189	14.917	28.307	22.512	255.0	20	1'37.521	32.051	14.934	28.165	22.371	255.5
15	1'37.800	32.099	14.808	28.341	22.552	253.9	21	1'37.822 *	32.120	14.804	28.259*	22.639	258.7
16	1'37.975	32.348	14.856	28.322	22.449	255.0	22	1'38.108	32.089	14.819	28.308	22.892	257.1
17	1'37.931	32.094	15.111	28.265	22.461	253.9	9th 75 Albert ARENAS Red Bull KTM Ajo SPA						
18	1'39.004	32.396	15.510	28.369	22.729	255.0	Runs=1 Total laps=22 Full laps=21 Valid laps=20						
19	1'37.956	32.241	14.846	28.316	22.553	251.8	1	1'44.006	38.238	14.963	28.373	22.432	258.2
20	1'38.327	32.295	15.146	28.293	22.593	251.8	2	1'36.813	31.920	14.766	27.856	22.271	257.6
21	1'37.780	32.211	14.850	28.242	22.477	254.4							

Fastest Lap: Jake DIXON Inde GASGAS Aspar GBR **1'36.697** 31.744 14.809 27.945 22.199

These data/results cannot be reproduced, stored and/or transmitted in whole or in part by any manner of electronic, mechanical, photocopying, recording, broadcasting or otherwise now known or herein after developed without the previous express consent by the copyright owner, except for reproduction in daily press and regular printed publications on sale to the public within 60 days of the event related to those data/results and always provided that copyright symbol appears together as follows below.
© DORNA, 2023



Race

Moto2

Lap	Lap Time	T1	T2	T3	T4	Speed	Lap	Lap Time	T1	T2	T3	T4	Speed
3	1'37.329	32.149	14.868	27.946	22.366	255.0	9	1'38.586 *	32.993	14.903	28.372	22.318*	253.9
4	1'36.846	31.834	14.748	27.946	22.318	256.0	10	1'37.789	32.305	14.798	28.261	22.425	253.9
5	1'37.151	31.803	14.801	28.145	22.402	255.0	11	1'37.402	32.050	14.790	28.155	22.407	252.3
6	1'37.039	31.820	14.784	28.088	22.347	255.5	12	1'37.694	32.066	14.805	28.443	22.380	252.3
7	1'37.257	31.832	14.801	28.209	22.415	255.0	13	1'37.789	32.353	14.861	28.163	22.412	253.4
8	1'37.911	32.207	14.879	28.313	22.512	255.5	14	1'37.533	32.091	14.824	28.160	22.458	253.4
9	1'37.872	32.223	14.776	28.228	22.645	259.3	15	1'37.743	32.238	14.802	28.231	22.472	254.4
10	1'37.780	32.144	14.838	28.299	22.499	257.6	16	1'38.178	32.304	14.938	28.303	22.633	254.4
11	1'37.806	32.240	14.928	28.226	22.412	258.2	17	1'37.483	32.146	14.772	28.131	22.434	255.0
12	1'37.837	32.026	14.886	28.334	22.591	255.0	18	1'37.738	32.213	14.820	28.169	22.536	253.9
13	1'37.854	32.113	14.803	28.370	22.568	256.6	19	1'37.796	32.138	14.765	28.266	22.627	255.0
14	1'37.612	32.151	14.791	28.222	22.448	256.0	20	1'38.311	32.466	14.925	28.353	22.567	255.0
15	1'37.636	32.073	14.855	28.261	22.447	255.5	21	1'38.039	32.482	14.895	28.131	22.531	251.8
16	1'37.982 *	32.030	14.965	28.351	22.636*	255.0	22	1'37.714	32.075	14.916	28.160	22.563	252.3
17	1'37.885	32.137	14.847	28.373	22.528	255.5							
18	1'37.715	31.987	14.884	28.313	22.531	256.0							
19	1'37.906	32.332	14.993	28.224	22.357	254.4							
20	1'37.502	32.046	14.874	28.255	22.327	256.0							
21	1'37.818	32.102	14.790	28.470	22.456	257.6							
22	1'38.469	32.133	14.863	28.418	23.055	256.0							

10th 13		Celestino VIETTI		Fantic Racing		ITA	
Runs=1	Total laps=22	Full laps=21	Valid laps=17				
1	1'46.216 *	39.556	15.335	28.601	22.724*	257.6	
2	1'37.557	32.162	14.868	27.910	22.617	258.2	
3	1'37.361	32.190	14.878	27.997	22.296	257.1	
4	1'37.239	31.968	14.853	28.053	22.365	255.5	
5	1'37.384	31.862	14.854	28.082	22.586	257.6	
6	1'37.334	32.058	14.754	27.990	22.532	257.1	
7	1'37.599	32.093	14.885	28.166	22.455	256.0	
8	1'37.539 *	32.068	14.869	28.228	22.374*	256.0	
9	1'37.624	32.009	14.935	28.253	22.427	256.0	
10	1'37.631	31.982	14.943	28.273	22.433	255.5	
11	1'37.465	31.853	14.932	28.070	22.610	255.5	
12	1'37.386	31.910	14.949	28.158	22.369	256.0	
13	1'37.344 *	31.890	14.858	28.088*	22.508	256.6	
14	1'37.456 *	31.917	14.894	28.144	22.501*	257.1	
15	1'37.274	31.872	14.814	28.126	22.462	256.6	
16	1'37.313	31.902	14.828	28.113	22.470	258.2	
17	1'37.290	31.827	14.750	28.220	22.493	260.4	
18	1'37.445	31.978	14.837	28.153	22.477	258.2	
19	1'37.520	32.037	14.911	28.128	22.444	255.5	
20	1'37.268 *	31.884	14.960	28.101	22.323*	256.6	
21	1'37.394	31.972	14.867	28.091	22.464	258.2	
22	1'39.533	34.006	14.837	28.121	22.569	256.0	

11th 22		Sam LOWES		Elf Marc VDS Racing		GBR	
Runs=1	Total laps=22	Full laps=21	Valid laps=18				
1	1'45.005	39.033	15.036	28.292	22.644	255.0	
2	1'37.686	32.410	14.877	28.003	22.396	253.9	
3	1'37.490 *	32.287	14.841	28.032	22.330*	252.3	
4	1'37.243	31.999	14.779	28.156	22.309	253.9	
5	1'38.621	32.657	15.152	28.244	22.568	252.8	
6	1'38.209	32.217	15.303	28.370	22.319	253.4	
7	1'37.667	32.204	14.799	28.276	22.388	253.9	
8	1'37.659 *	32.117	14.863	28.281	22.398*	253.9	

12th 7		Barry BALTUS		Fieten Olie Racing GP		BEL	
Runs=1	Total laps=22	Full laps=21	Valid laps=21				
1	1'46.185	39.875	15.111	28.587	22.612	255.0	
2	1'37.628	32.354	14.858	27.899	22.517	255.0	
3	1'37.502	32.279	14.879	28.010	22.334	255.0	
4	1'37.548	32.011	14.858	28.248	22.431	257.1	
5	1'37.501	32.010	14.826	28.228	22.437	255.0	
6	1'37.634	32.062	14.887	28.214	22.471	255.5	
7	1'37.377	31.895	14.764	28.322	22.396	253.9	
8	1'37.699	32.036	14.735	28.426	22.502	256.0	
9	1'37.653	32.072	14.855	28.283	22.443	255.0	
10	1'37.475	31.930	14.797	28.296	22.452	253.9	
11	1'37.301	31.865	14.771	28.207	22.458	255.0	
12	1'37.652	31.957	14.829	28.305	22.561	255.0	
13	1'37.506	31.935	14.813	28.291	22.467	253.9	
14	1'37.940	31.961	14.849	28.496	22.634	251.8	
15	1'38.121	32.152	14.869	28.379	22.721	253.9	
16	1'38.319	32.063	15.066	28.491	22.699	253.9	
17	1'38.202	32.093	14.920	28.416	22.773	252.8	
18	1'38.008	32.411	14.789	28.400	22.408	254.4	
19	1'37.977	32.079	14.747	28.524	22.627	253.9	
20	1'38.345	32.281	14.808	28.567	22.689	253.9	
21	1'39.034	32.641	14.952	28.714	22.727	252.8	
22	1'39.038	32.432	14.925	28.806	22.875	252.3	

13th 11		Sergio GARCIA		Pons Wegow Los40		SPA	
Runs=1	Total laps=22	Full laps=21	Valid laps=18				
1	1'45.704	39.691	15.057	28.440	22.516	258.7	
2	1'37.507	32.117	14.881	28.026	22.483	257.6	
3	1'38.997	33.629	14.799	28.050	22.519	256.0	
4	1'37.726	32.168	14.840	28.310	22.408	255.0	
5	1'39.866	34.010	14.989	28.291	22.576	252.3	
6	1'37.427	32.179	14.814	28.138	22.296	255.0	
7	1'37.873	32.158	14.879	28.436	22.400	255.0	
8	1'37.194	31.995	14.788	28.123	22.288	255.0	
9	1'37.280	32.047	14.758	28.182	22.293	257.1	
10	1'38.153 *	32.450	14.782	28.332	22.589*	256.0	
11	1'38.248 *	32.75 *	14.843	28.152	22.494	256.0	
12	1'37.449	32.120	14.719	28.222	22.388	257.1	
13	1'39.403 *	33.828	14.871	28.255	22.449*	254.4	
14	1'38.378	32.733	14.834	28.305	22.506	255.0	

Fastest Lap: Jake DIXON Inde GASGAS Aspar GBR **1'36.697** 31.744 14.809 27.945 22.199

These data/results cannot be reproduced, stored and/or transmitted in whole or in part by any manner of electronic, mechanical, photocopying, recording, broadcasting or otherwise now known or herein after developed without the previous express consent by the copyright owner, except for reproduction in daily press and regular printed publications on sale to the public within 60 days of the event related to those data/results and always provided that copyright symbol appears together as follows below.
© DORNA, 2023



Race

Moto2

Lap	Lap Time	T1	T2	T3	T4	Speed	Lap	Lap Time	T1	T2	T3	T4	Speed
15	1'37.849	32.122	14.912	28.381	22.434	255.0	21	1'38.313	32.064	14.823	28.278	23.148	256.0
16	1'37.836	32.333	14.818	28.237	22.448	255.5	22	1'38.025	32.086	14.880	28.209	22.850	255.0
17	1'37.712	32.276	14.852	28.225	22.359	257.1	16th 3 Lukas TULOVIC Liqui Moly Husqvarna GER						
18	1'37.526	32.046	14.775	28.161	22.544	257.1	Runs=1 Total laps=22 Full laps=21 Valid laps=19						
19	1'38.398	32.662	14.999	28.250	22.487	257.6	1	1'46.657	40.118	15.259	28.448	22.832	249.7
20	1'37.694	32.143	14.880	28.293	22.378	255.0	2	1'38.773 *	32.586	15.040	28.385	22.762*	254.4
21	1'37.622	32.106	14.825	28.300	22.391	254.4	3	1'38.581	32.676	14.984	28.293	22.628	255.5
22	1'37.977	32.152	14.861	28.361	22.603	254.4	4	1'38.178 *	32.420	14.946	28.243	22.569*	253.4
14th 15 Darryn BINDER Liqui Moly Husqvarna RSA							5	1'38.381	32.361	14.994	28.327	22.699	255.0
Runs=1 Total laps=22 Full laps=21 Valid laps=19							6	1'37.934	32.291	14.851	28.247	22.545	254.4
1	1'45.226	39.181	15.056	28.383	22.606	258.7	7	1'38.307	32.391	14.966	28.375	22.575	252.3
2	1'37.851	32.466	14.843	28.083	22.459	258.7	8	1'39.696	33.081	15.400	28.522	22.693	253.4
3	1'37.571 *	32.226	14.818	28.257*	22.270	256.6	9	1'38.359	32.531	15.054	28.180	22.594	251.8
4	1'37.319	31.965	14.820	28.153	22.381	255.5	10	1'38.469	32.340	14.963	28.432	22.734	252.8
5	1'37.667	32.026	14.865	28.238	22.538	255.0	11	1'37.806	32.122	14.911	28.211	22.562	253.4
6	1'37.373	31.934	14.748	28.149	22.542	256.6	12	1'38.004	32.087	15.001	28.199	22.717	252.3
7	1'37.918	32.343	14.840	28.209	22.526	258.7	13	1'37.873	32.139	14.948	28.278	22.508	254.4
8	1'38.404 *	32.255	14.893	28.639	22.617*	258.2	14	1'38.064	32.283	14.955	28.324	22.502	253.9
9	1'38.689	32.474	14.921	28.278	23.016	257.6	15	1'38.284	32.258	14.964	28.391	22.671	253.4
10	1'38.349	32.299	14.950	28.479	22.621	254.4	16	1'39.425	32.387	14.957	28.440	23.641	254.4
11	1'38.549	32.439	14.909	28.521	22.680	258.2	17	1'38.325	32.379	14.966	28.420	22.560	253.9
12	1'38.001	32.217	14.822	28.290	22.672	256.6	18	1'38.108	32.189	14.955	28.303	22.661	253.9
13	1'37.573	32.111	14.749	28.244	22.469	256.6	19	1'38.157	32.214	15.038	28.279	22.626	252.3
14	1'38.149	32.230	14.891	28.285	22.743	256.0	20	1'38.166	32.276	14.892	28.312	22.686	253.4
15	1'38.172	32.193	14.887	28.305	22.787	256.0	21	1'38.386	32.298	15.048	28.409	22.631	254.4
16	1'38.355	32.380	14.879	28.376	22.720	259.3	22	1'38.894	32.477	15.255	28.365	22.797	253.9
17	1'38.519	32.306	14.901	28.528	22.784	255.5	17th 99 Carlos TATAY OnlyFans American R SPA						
18	1'38.241	32.247	14.889	28.423	22.682	254.4	Runs=1 Total laps=22 Full laps=21 Valid laps=19						
19	1'39.153	33.126	14.923	28.395	22.709	259.3	1	1'47.489	40.595	15.331	28.700	22.863	250.8
20	1'37.641	32.157	14.831	28.203	22.450	258.2	2	1'39.579 *	32.935	14.982	28.985*	22.677	254.4
21	1'37.528	32.165	14.736	28.222	22.405	259.3	3	1'38.964	32.891	15.022	28.390	22.661	252.8
22	1'37.802	32.088	14.828	28.207	22.679	257.1	4	1'38.457	32.297	14.952	28.446	22.762	251.8
15th 52 Jeremy ALCOBA QJMOTOR Gresini M SPA							5	1'38.484	32.407	14.984	28.418	22.675	250.3
Runs=1 Total laps=22 Full laps=21 Valid laps=18							6	1'38.424	32.493	14.918	28.408	22.605	250.8
1	1'46.420	40.144	15.074	28.535	22.667	253.4	7	1'38.398	32.280	15.048	28.444	22.626	251.3
2	1'37.998 *	32.370	14.984	28.152	22.492*	255.5	8	1'38.314	32.238	15.036	28.592	22.448	250.8
3	1'37.654 *	32.053	14.896	28.167	22.538*	255.5	9	1'38.253	32.306	14.970	28.500	22.477	251.8
4	1'37.578	31.978	14.951	28.165	22.484	253.9	10	1'38.664	32.445	15.052	28.550	22.617	251.3
5	1'37.745	32.063	14.921	28.260	22.501	253.9	11	1'38.104	32.325	15.014	28.331	22.434	252.3
6	1'37.569	32.029	14.880	28.173	22.487	253.9	12	1'38.230	32.235	14.978	28.271	22.746	251.8
7	1'37.703	32.006	14.842	28.290	22.565	255.5	13	1'38.192	32.363	14.995	28.323	22.511	251.8
8	1'37.844	32.074	14.877	28.384	22.509	254.4	14	1'38.042	32.291	14.918	28.330	22.503	252.8
9	1'37.995	32.167	15.047	28.351	22.430	256.6	15	1'38.851 *	32.394	14.923	28.845	22.689*	253.9
10	1'37.924	32.200	14.874	28.355	22.495	255.5	16	1'38.526	32.412	14.960	28.361	22.793	252.3
11	1'38.145	32.218	14.958	28.295	22.674	254.4	17	1'38.501	32.401	14.985	28.498	22.617	252.3
12	1'38.559	32.764	14.928	28.303	22.564	255.0	18	1'37.970	32.263	14.915	28.295	22.497	251.3
13	1'37.898	32.233	14.853	28.285	22.527	255.0	19	1'38.175	32.371	15.006	28.331	22.467	250.3
14	1'37.740 *	32.090	14.861	28.250	22.539*	255.0	20	1'38.548	32.436	15.042	28.424	22.646	250.8
15	1'38.049	32.241	14.913	28.271	22.624	253.9	21	1'38.488	32.384	15.037	28.427	22.640	251.8
16	1'38.207	32.161	14.981	28.302	22.763	254.4	22	1'39.198	32.662	15.373	28.455	22.708	250.8
17	1'38.751	32.900	14.929	28.314	22.608	255.0	18th 16 Joe ROBERTS Italtrans Racing Team USA						
18	1'38.594	32.372	14.877	28.322	23.023	254.4	Runs=1 Total laps=22 Full laps=21 Valid laps=21						
19	1'38.360	32.242	15.064	28.305	22.749	252.8	1	1'45.899	39.467	15.087	28.843	22.502	255.5
20	1'37.832	32.246	14.889	28.239	22.458	255.5							

Fastest Lap: Jake DIXON Inde GASGAS Aspar GBR **1'36.697** 31.744 14.809 27.945 22.199

These data/results cannot be reproduced, stored and/or transmitted in whole or in part by any manner of electronic, mechanical, photocopying, recording, broadcasting or otherwise now known or herein after developed without the previous express consent by the copyright owner, except for reproduction in daily press and regular printed publications on sale to the public within 60 days of the event related to those data/results and always provided that copyright symbol appears together as follows below.
© DORNA, 2023

Race

Moto2

Lap	Lap Time	T1	T2	T3	T4	Speed	Lap	Lap Time	T1	T2	T3	T4	Speed
2	1'37.592	32.207	14.911	28.075	22.399	253.9	8	1'38.618	32.279	15.068	28.502	22.769	251.8
3	1'37.447	32.095	14.906	28.115	22.331	253.9	9	1'38.859	32.498	15.073	28.425	22.863	253.4
4	1'37.729	32.284	14.895	28.195	22.355	253.9	10	1'39.093	32.537	15.209	28.475	22.872	251.8
5	1'37.870	32.033	14.906	28.120	22.811	252.8	11	1'39.001	32.411	15.194	28.404	22.992	252.8
6	1'39.679	33.747	15.111	28.328	22.493	250.8	12	1'39.367	32.560	15.360	28.418	23.029	250.8
7	1'37.797	32.233	14.829	28.197	22.538	252.3	13	1'39.734	32.862	15.288	28.595	22.989	253.9
8	1'37.589	32.040	14.809	28.275	22.465	252.8	14	1'38.913	32.550	15.099	28.442	22.822	253.9
9	1'37.468	32.076	14.760	28.195	22.437	254.4	15	1'38.884	32.358	15.129	28.483	22.914	253.9
10	1'37.578	32.167	14.785	28.184	22.442	255.0	16	1'39.634	32.555	15.112	28.861	23.106	253.9
11	1'37.969	32.272	14.966	28.178	22.553	257.1	17	1'40.022	33.169	15.214	28.702	22.937	253.4
12	1'37.859	32.116	14.973	28.258	22.512	251.8	18	1'39.805 *	32.718	15.248	28.633	23.206*	252.3
13	1'37.746	32.052	14.845	28.218	22.631	252.8	19	1'39.883 *	32.909	15.345	28.555	23.074*	250.8
14	1'53.672	45.496	16.508	28.857	22.811	241.8	20	1'39.925	32.796	15.291	28.712	23.126	250.3
15	1'38.847	32.194	15.020	28.550	23.083	251.3	21	1'40.329	32.909	15.390	28.761	23.269	250.8
16	1'39.261	32.446	15.117	28.369	23.329	252.3	22	1'40.634	32.969	15.438	28.924	23.303	251.3
17	1'38.149	32.212	14.900	28.254	22.783	251.3							
18	1'37.731	32.104	14.929	28.176	22.522	252.3							
19	1'37.951	32.110	14.865	28.311	22.665	250.8							
20	1'37.388	32.090	14.796	28.067	22.435	252.3							
21	1'37.359	32.004	14.825	28.087	22.443	252.8							
22	1'37.848	32.075	14.836	28.040	22.897	252.8							

21st 23 Taiga HADA Pertamina Mandalika JPN
Runs=1 Total laps=22 Full laps=21 Valid laps=21

1	1'47.903	40.817	15.445	28.730	22.911	250.3
2	1'39.523	32.631	15.056	28.964	22.872	253.4
3	1'39.864	32.993	15.023	28.881	22.967	252.3
4	1'39.260	32.619	15.029	28.636	22.976	251.8
5	1'39.276	32.579	15.067	28.623	23.007	251.3
6	1'39.734	32.958	15.274	28.673	22.829	249.7
7	1'39.579	32.668	15.018	28.911	22.982	251.8
8	1'40.301	32.570	15.192	29.156	23.383	250.8
9	1'40.811	33.218	15.325	28.930	23.338	249.7
10	1'40.551	32.981	15.287	28.902	23.381	247.7
11	1'40.446	32.956	15.191	28.943	23.356	249.2
12	1'40.581	32.982	15.346	28.902	23.351	245.7
13	1'40.517	33.070	15.284	28.820	23.343	248.2
14	1'40.811	33.115	15.269	28.971	23.456	248.2
15	1'40.702	33.040	15.315	28.874	23.473	246.2
16	1'40.354	33.153	15.204	28.777	23.220	249.7
17	1'40.311	32.906	15.322	28.941	23.142	246.7
18	1'40.947	33.587	15.257	29.013	23.090	248.2
19	1'39.888	32.838	15.207	28.820	23.023	247.7
20	1'40.086	32.919	15.171	28.907	23.089	248.7
21	1'40.243	32.879	15.229	28.968	23.167	246.7
22	1'41.491	33.079	15.357	29.290	23.765	248.7

19th 71 Dennis FOGGIA Italtrans Racing Team ITA
Runs=1 Total laps=22 Full laps=21 Valid laps=19

1	1'48.044	40.962	15.560	28.605	22.917	255.5
2	1'39.514	32.780	15.119	28.755	22.860	255.0
3	1'38.785	32.710	15.047	28.238	22.790	254.4
4	1'38.805	32.509	15.165	28.447	22.684	254.4
5	1'38.552	32.375	15.084	28.290	22.803	253.4
6	1'38.533 *	32.286	15.039	28.358	22.850*	254.4
7	1'38.372	32.321	15.001	28.292	22.758	253.9
8	1'38.313	31.964	15.058	28.485	22.806	253.9
9	1'38.185	32.135	15.065	28.289	22.696	255.0
10	1'38.311	32.170	15.133	28.320	22.688	253.9
11	1'38.376	32.256	15.102	28.319	22.699	253.9
12	1'38.051	32.016	15.030	28.233	22.772	254.4
13	1'38.422	32.286	15.076	28.342	22.718	255.0
14	1'38.314	32.216	14.957	28.411	22.730	255.0
15	1'38.562	32.202	14.981	28.430	22.949	256.0
16	1'39.554 *	32.901	15.088	28.432	23.133*	254.4
17	1'38.737	32.241	15.129	28.510	22.857	251.3
18	1'38.452	32.324	15.006	28.405	22.717	255.5
19	1'38.541	32.143	15.082	28.485	22.831	253.4
20	1'38.707	32.311	15.041	28.592	22.763	253.4
21	1'38.523	32.251	15.098	28.373	22.801	253.4
22	1'38.993	32.222	15.104	28.441	23.226	252.8

22nd 55 Yeray RUIZ Forward Team SPA
Runs=2 Total laps=19 Full laps=16 Valid laps=15

1	1'47.188	40.732	15.209	28.517	22.730	256.0
2	1'38.799	32.447	14.911	28.799	22.642	256.0
3	1'40.186 *	33.78 *	15.031	28.439	22.933	253.4
4	1'38.879	32.455	15.057	28.680	22.687	253.9
5	1'39.140	32.682	15.087	28.685	22.686	255.0
6	2'04.411 P	32.981	14.957	28.710	47.763	255.5
7	6'15.639	35.628	15.588	29.252	23.080	249.7
8	1'39.763	32.844	15.225	28.783	22.911	252.3
9	1'40.061	32.835	15.155	28.910	23.161	251.8
10	1'40.033	32.935	15.245	28.868	22.985	251.8
11	1'39.831	32.869	15.202	28.912	22.848	252.3
12	1'39.932	32.735	15.206	28.735	23.256	252.8
13	1'40.449	32.969	15.182	28.960	23.338	253.9

20th 84 Zonta VD GOORBE Fieten Olie Racing GP NED
Runs=1 Total laps=22 Full laps=21 Valid laps=17

1	1'47.600	40.666	15.465	28.634	22.835	253.4
2	1'39.309	32.712	15.045	28.800	22.752	251.3
3	1'38.779 *	32.585	15.029	28.349	22.816*	249.7
4	1'39.058	32.386	15.069	28.445	23.158	250.8
5	1'38.725 *	32.451	15.161	28.396	22.717*	251.8
6	1'38.939	32.608	15.112	28.421	22.798	253.9
7	1'38.694	32.443	15.136	28.370	22.745	253.9

Fastest Lap: Jake DIXON Inde GASGAS Aspar GBR **1'36.697** 31.744 14.809 27.945 22.199

These data/results cannot be reproduced, stored and/or transmitted in whole or in part by any manner of electronic, mechanical, photocopying, recording, broadcasting or otherwise now known or herein after developed without the previous express consent by the copyright owner, except for reproduction in daily press and regular printed publications on sale to the public within 60 days of the event related to those data/results and always provided that copyright symbol appears together as follows below.
© DORNA, 2023

Race

Moto2

Lap	Lap Time	T1	T2	T3	T4	Speed	Lap	Lap Time	T1	T2	T3	T4	Speed
14	1'40.700	33.017	15.418	29.092	23.173	250.8	2	1'40.201	32.925	15.205	29.271	22.800	254.4
15	1'40.407	32.981	15.255	29.180	22.991	253.4	3	1'39.270	32.747	15.169	28.613	22.741	254.4
16	1'40.684	33.356	15.317	29.022	22.989	251.8	4	1'38.876	32.662	15.062	28.400	22.752	255.0
17	1'40.163	32.871	15.134	29.067	23.091	253.4	5	1'39.210	32.650	15.086	28.510	22.964	255.5
18	1'40.609	32.979	15.246	29.138	23.246	253.4	6	1'39.146	32.693	15.067	28.491	22.895	255.5
19	1'41.035	32.878	15.609	29.305	23.243	252.8	7	1'39.506	32.729	15.003	28.699	23.075	253.9

23rd 12 Filip SALAC QJMOTOR Gresini M CZE
 Runs=1 Total laps=21 Full laps=20 Valid laps=18

1	1'45.405	39.310	15.138	28.381	22.576	257.1
2	1'37.445	32.174	14.855	28.019	22.397	255.5
3	1'37.504	32.277	14.889	28.049	22.289	256.0
4	1'37.346 *	31.965	14.860	28.159	22.362*	255.0
5	1'37.651	32.158	14.896	28.104	22.493	252.3
6	1'37.427	31.945	14.812	28.133	22.537	253.4
7	1'37.838	31.976	14.846	28.340	22.676	253.9
8	1'38.137	32.412	14.868	28.403	22.454	253.9
9	1'37.428	31.954	14.810	28.201	22.463	253.9
10	1'37.603	31.997	14.860	28.143	22.603	253.4
11	1'37.475	32.016	14.836	28.174	22.449	253.9
12	1'38.012	32.045	14.872	28.540	22.555	253.9
13	1'37.947 *	32.279	14.846	28.271*	22.551	253.9
14	1'37.877	32.186	14.854	28.321	22.516	254.4
15	1'37.948	32.137	14.889	28.282	22.640	253.9
16	1'38.155	32.130	14.943	28.325	22.757	255.0
17	1'38.048	32.216	14.849	28.265	22.718	252.8
18	1'37.544	31.964	14.852	28.147	22.581	252.8
19	1'37.869	32.026	14.891	28.285	22.667	252.3
20	1'38.015	32.227	14.984	28.200	22.604	252.3
21	1'38.194	32.293	14.958	28.275	22.668	251.8
unfinished		33.469				

24th 72 Borja GOMEZ Fantic Racing SPA
 Runs=1 Total laps=18 Full laps=17 Valid laps=14

1	1'48.190	41.183	15.483	28.611	22.913	256.0
2	1'39.464 *	32.755	15.173	28.764*	22.772	256.0
3	1'39.447	32.896	15.145	28.420	22.986	255.5
4	1'38.975	32.404	15.159	28.464	22.948	253.9
5	1'38.414	32.233	15.071	28.383	22.727	254.4
6	1'38.738	32.449	15.070	28.392	22.827	253.9
7	1'38.606 *	32.225	15.062	28.482	22.837*	255.0
8	1'38.738	32.316	15.047	28.527	22.848	253.4
9	1'38.640 *	32.178	15.095	28.490	22.877*	255.5
10	1'38.941	32.505	15.168	28.438	22.830	254.4
11	1'38.903	32.336	15.040	28.550	22.977	254.4
12	1'39.171	32.428	15.222	28.572	22.949	253.9
13	1'39.381	32.546	15.204	28.580	23.051	252.3
14	1'38.847	32.430	15.104	28.460	22.853	254.4
15	1'38.887	32.260	15.110	28.576	22.941	254.4
16	1'38.890	32.227	15.039	28.463	23.161	256.6
17	1'39.081	32.444	15.203	28.477	22.957	255.0
18	1'38.938	32.354	15.108	28.504	22.972	254.4

25th 17 Alex ESCRIG Forward Team SPA
 Runs=1 Total laps=17 Full laps=15 Valid laps=15

1	1'48.455	41.385	15.483	28.818	22.769	258.7
---	----------	--------	--------	--------	--------	--------------

8	1'40.566	32.860	15.257	29.128	23.321	254.4
9	1'41.257	33.297	15.584	29.072	23.304	251.3
10	1'40.590	33.392	15.266	28.865	23.067	253.9
11	1'40.296	33.125	15.099	28.855	23.217	253.9
12	1'40.655	33.196	15.198	28.818	23.443	252.3
13	1'40.435	33.165	15.215	28.831	23.224	254.4
14	1'40.753	33.168	15.288	28.876	23.421	245.7
15	1'40.946	33.228	15.269	28.869	23.580	249.7
16	1'40.935	33.319	15.263	28.856	23.497	251.3
17	1'52.811 P	33.303	15.327	30.438	33.743	253.9

26th 28 Izan GUEVARA Inde GASGAS Aspar SPA
 Runs=1 Total laps=15 Full laps=14 Valid laps=14

1	1'46.722	40.360	15.166	28.413	22.783	257.6
2	1'38.238	32.257	14.960	28.263	22.758	258.2
3	1'38.315	32.189	14.847	28.528	22.751	257.1
4	1'38.142	32.341	14.975	28.338	22.488	253.9
5	1'38.779	32.988	14.902	28.316	22.573	256.6
6	1'37.765	32.240	14.811	28.234	22.480	257.1
7	1'37.894	32.095	14.880	28.370	22.549	256.0
8	1'38.052	32.115	14.847	28.471	22.619	256.6
9	1'38.050	32.104	14.909	28.365	22.672	256.0
10	1'38.312	32.295	14.957	28.439	22.621	256.0
11	1'38.316	32.224	15.015	28.359	22.718	255.0
12	1'38.376	32.300	15.096	28.381	22.599	252.8
13	1'38.396	32.304	14.976	28.440	22.676	255.5
14	1'38.122	32.246	14.935	28.387	22.554	254.4
15	1'38.130	32.265	14.916	28.282	22.667	255.5
unfinished		32.103	14.903	28.317		256.6

27th 4 Sean Dylan KELLY OnlyFans American R USA
 Runs=1 Total laps=15 Full laps=13 Valid laps=12

1	1'46.830	40.504	15.292	28.299	22.735	252.8
2	1'38.805	32.577	15.125	28.537	22.566	253.9
3	1'38.239	32.281	15.144	28.121	22.693	251.8
4	1'38.198	32.265	15.098	28.140	22.695	251.3
5	1'38.346	32.264	15.166	28.295	22.621	250.8
6	1'38.282	32.639	14.927	28.224	22.492	252.8
7	1'40.026 *	32.400	14.996	29.828*	22.802	252.3
8	1'38.149	32.109	15.077	28.368	22.595	251.3
9	1'38.314	32.306	15.156	28.213	22.639	250.8
10	1'38.379	32.323	15.109	28.330	22.617	251.8
11	1'38.198	32.283	15.051	28.209	22.655	252.3
12	1'38.773	32.476	15.120	28.297	22.880	250.3
13	1'38.427	32.190	15.135	28.301	22.801	250.8
14	1'38.449	32.150	15.053	28.371	22.875	250.8
15	2'00.249 P	32.279	15.141	36.347	36.482	251.3

Fastest Lap: Jake DIXON Inde GASGAS Aspar GBR **1'36.697** 31.744 14.809 27.945 22.199

These data/results cannot be reproduced, stored and/or transmitted in whole or in part by any manner of electronic, mechanical, photocopying, recording, broadcasting or otherwise now known or herein after developed without the previous express consent by the copyright owner, except for reproduction in daily press and regular printed publications on sale to the public within 60 days of the event related to those data/results and always provided that copyright symbol appears together as follows below.
 © DORNA, 2023



Race

Moto2

Lap	Lap Time	T1	T2	T3	T4	Speed	Lap	Lap Time	T1	T2	T3	T4	Speed
28th	35	Somkiat CHANTRA IDEMITSU Honda Tea THA											
	Runs=1	Total laps=9		Full laps=8		Valid laps=8							
1	1'44.672	38.364	15.019	28.756	22.533	259.8							
2	1'37.147	32.046	14.816	28.039	22.246	256.6							
3	1'37.276	32.000	14.830	27.953	22.493	257.1							
4	1'37.332	32.157	14.890	27.970	22.315	254.4							
5	1'37.410	31.948	14.801	28.061	22.600	256.0							
6	1'37.201	32.011	14.753	28.064	22.373	257.6							
7	1'37.275	32.044	14.778	28.075	22.378	257.6							
8	1'37.215	31.846	14.842	28.146	22.381	256.6							
9	1'37.256	31.892	14.803	28.151	22.410	258.2							

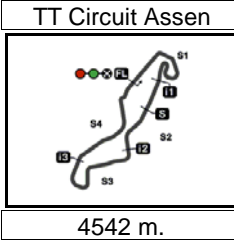
Fastest Lap: Jake DIXON Inde GASGAS Aspar GBR **1'36.697** 31.744 14.809 27.945 22.199

These data/results cannot be reproduced, stored and/or transmitted in whole or in part by any manner of electronic, mechanical, photocopying, recording, broadcasting or otherwise now known or herein after developed without the previous express consent by the copyright owner, except for reproduction in daily press and regular printed publications on sale to the public within 60 days of the event related to those data/results and always provided that copyright symbol appears together as follows below.
© DORNA, 2023

Official MotoGP Timing by **TISSOT**
www.motogp.com

Assen, Sunday, June 25, 2023





MOTUL TT ASSEN

Race

Analysis by Lap

35

Num Lap Time Gap

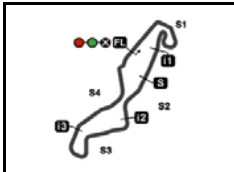
Lap 1			Lap 3			Lap 5			Lap 7			Lap 9		
21	1'42.286		21	1'36.857		21	1'37.242		21	1'37.251		21	1'37.563	
79	1'42.941	0.655	79	1'36.747	0.492	79	1'37.276	0.436	79	1'37.308	0.373	96	1'37.336	0.127
96	1'43.051	0.765	96	1'36.789	0.737	96	1'37.237	0.564	96	1'37.344	0.560	79	1'37.509	0.227
54	1'43.769	1.483	37	1'37.044	1.977	37	1'37.061	1.731	37	1'36.871	0.976	37	1'37.450	0.747
75	1'44.006	1.720	75	1'37.329	2.215	75	1'37.151	2.073	75	1'37.257	1.911	54	1'37.254	2.029
37	1'44.148	1.862	54	1'37.522	2.266	54	1'37.063	2.721	54	1'36.997	1.997	14	1'37.051	2.245
14	1'44.201	1.915	40	1'37.396	2.797	14	1'37.136	3.040	14	1'37.051	2.441	40	1'37.581	2.798
40	1'44.438	2.152	14	1'37.270	2.804	40	1'36.912	3.531	40	1'36.830	2.828	75	1'37.872	2.884
35	1'44.672	2.386	35	1'37.276	3.162	35	1'37.410	3.765	35	1'37.275	3.783	35	1'37.256	3.444
22	1'45.005	2.719	18	1'37.164	3.468	18	1'37.216	4.077	18	1'37.307	4.255	18	1'37.525	4.504
18	1'45.046	2.760	22	1'37.490	4.248	12	1'37.651	5.279	12	1'37.838	6.086	13	1'37.624	6.513
15	1'45.226	2.940	12	1'37.504	4.421	15	1'37.667	5.562	13	1'37.599	6.160	12	1'37.428	6.841
12	1'45.405	3.119	15	1'37.571	4.715	13	1'37.384	5.685	15	1'37.918	6.395	7	1'37.653	7.387
11	1'45.704	3.418	16	1'37.447	5.005	22	1'38.621	5.973	7	1'37.377	6.845	15	1'38.689	8.678
16	1'45.899	3.613	13	1'37.361	5.201	7	1'37.501	6.292	22	1'37.667	7.391	22	1'38.586	8.826
7	1'46.185	3.899	7	1'37.502	5.382	16	1'37.870	6.465	52	1'37.703	8.137	52	1'37.995	9.166
13	1'46.216	3.930	52	1'37.654	6.139	52	1'37.745	7.323	16	1'37.797	9.483	16	1'37.468	9.730
52	1'46.420	4.134	11	1'38.997	6.275	11	1'39.866	9.728	11	1'37.873	10.570	11	1'37.280	10.234
3	1'46.657	4.371	28	1'38.315	7.342	28	1'38.779	10.124	28	1'37.894	11.325	28	1'38.050	12.617
28	1'46.722	4.436	4	1'38.239	7.941	4	1'38.346	10.346	3	1'38.307	12.281	3	1'38.359	15.526
4	1'46.830	4.544	3	1'38.581	8.078	3	1'38.381	10.498	4	1'40.026	14.196	4	1'38.314	15.849
55	1'47.188	4.902	84	1'38.779	9.755	99	1'38.484	12.901	99	1'38.398	15.265	99	1'38.253	17.022
99	1'47.489	5.203	99	1'38.964	10.099	84	1'38.725	13.399	71	1'38.372	16.075	71	1'38.185	17.763
84	1'47.600	5.314	55	1'40.186	10.240	71	1'38.552	13.628	84	1'38.694	16.574	84	1'38.859	19.241
23	1'47.903	5.617	71	1'38.785	10.410	55	1'39.140	14.120	72	1'38.606	17.304	72	1'38.640	19.872
71	1'48.044	5.758	72	1'39.447	11.168	72	1'38.414	14.418	17	1'39.506	20.134	23	1'40.811	26.911
72	1'48.190	5.904	23	1'39.864	11.357	23	1'39.276	15.754	23	1'39.579	20.609	17	1'41.257	27.147
17	1'48.455	6.169	17	1'39.270	11.993	17	1'39.210	15.940	55	6'15.639	5'19.712	55	1'40.061	5'24.726
Lap 2			Lap 4			Lap 6			Lap 8			Lap 10		
21	1'36.790		21	1'36.897		21	1'37.207		21	1'37.247		21	1'37.477	
79	1'36.737	0.602	79	1'36.807	0.402	79	1'37.087	0.316	79	1'37.155	0.281	96	1'37.587	0.237
96	1'36.830	0.805	96	1'36.729	0.569	96	1'37.110	0.467	96	1'37.041	0.354	79	1'37.558	0.308
54	1'36.908	1.601	37	1'36.832	1.912	37	1'36.832	1.356	37	1'37.131	0.860	37	1'37.115	0.385
75	1'36.813	1.743	75	1'36.846	2.164	75	1'37.039	1.905	54	1'37.588	2.338	54	1'37.027	1.579
37	1'36.718	1.790	54	1'37.531	2.900	54	1'36.737	2.251	75	1'37.911	2.575	14	1'37.024	1.792
40	1'36.896	2.258	14	1'37.239	3.146	14	1'36.808	2.641	14	1'37.563	2.757	40	1'36.990	2.311
14	1'37.266	2.391	35	1'37.332	3.597	40	1'36.925	3.249	40	1'37.199	2.780	75	1'37.780	3.187
35	1'37.147	2.743	40	1'37.961	3.861	35	1'37.201	3.759	35	1'37.215	3.751	18	1'37.686	4.713
18	1'37.191	3.161	18	1'37.532	4.103	18	1'37.329	4.199	18	1'37.534	4.542	13	1'37.631	6.667
22	1'37.686	3.615	22	1'37.243	4.594	12	1'37.427	5.499	13	1'37.539	6.452	12	1'37.603	6.967
12	1'37.445	3.774	12	1'37.346	4.870	15	1'37.373	5.728	12	1'38.137	6.976	7	1'37.475	7.385
15	1'37.851	4.001	15	1'37.319	5.137	13	1'37.334	5.812	7	1'37.699	7.297	22	1'37.789	9.138
11	1'37.507	4.135	13	1'37.239	5.543	7	1'37.634	6.719	15	1'38.404	7.552	15	1'38.349	9.550
16	1'37.592	4.415	16	1'37.729	5.837	22	1'38.209	6.975	22	1'37.659	7.803	52	1'37.924	9.613
13	1'37.557	4.697	7	1'37.548	6.033	52	1'37.569	7.685	52	1'37.844	8.734	16	1'37.578	9.831
7	1'37.628	4.737	52	1'37.578	6.820	16	1'39.679	8.937	16	1'37.589	9.825	11	1'38.153	10.910
52	1'37.998	5.342	11	1'37.726	7.104	11	1'37.427	9.948	11	1'37.194	10.517	28	1'38.312	13.452
28	1'38.238	5.884	28	1'38.142	8.587	28	1'37.765	10.682	28	1'38.052	12.130	3	1'38.469	16.518
3	1'38.773	6.354	4	1'38.198	9.242	3	1'37.934	11.225	3	1'39.696	14.730	4	1'38.379	16.751
4	1'38.805	6.559	3	1'38.178	9.359	4	1'38.282	11.421	4	1'38.149	15.098	99	1'38.664	18.209
55	1'38.799	6.911	99	1'38.457	11.659	99	1'38.424	14.118	99	1'38.314	16.332	71	1'38.311	18.597
84	1'39.309	7.833	84	1'39.058	11.916	71	1'38.533	14.954	71	1'38.313	17.141	84	1'39.093	20.857
99	1'39.579	7.992	55	1'38.879	12.222	84	1'38.939	15.131	84	1'38.618	17.945	72	1'38.941	21.336
23	1'39.523	8.350	71	1'38.805	12.318	72	1'38.738	15.949	72	1'38.738	18.795	23	1'40.551	29.985
71	1'39.514	8.482	72	1'38.975	13.246	17	1'39.146	17.879	17	1'40.566	23.453	17	1'40.590	30.260
72	1'39.464	8.578	23	1'39.260	13.720	23	1'39.734	18.281	23	1'40.301	23.663	55	1'40.033	5'27.282
17	1'40.201	9.580	17	1'38.876	13.972	55	2'04.411	41.324	55	1'39.763	5'22.228			

 Lapped rider

These data/results cannot be reproduced, stored and/or transmitted in whole or in part by any manner of electronic, mechanical, photocopying, recording, broadcasting or otherwise now known or herein after developed without the previous express consent by the copyright owner, except for reproduction in daily press and regular printed publications on sale to the public within 60 days of the event related to those data/results and always provided that copyright symbol appears together as follows below.

© DORNA, 2023

Num	Lap Time	Gap	Num	Lap Time	Gap	Num	Lap Time	Gap	Num	Lap Time	Gap
Lap 11											
21	1'37.425		7	1'37.506	7.611	84	1'38.884	29.981	18	1'37.857	8.350
96	1'37.295	0.107	12	1'37.947	8.168	4	2'00.249	44.072	12	1'37.544	12.330
79	1'37.295	0.178	22	1'37.789	9.790	23	1'40.702	46.267	7	1'38.008	12.791
37	1'37.312	0.272	16	1'37.746	11.172	17	1'40.946	46.570	22	1'37.738	13.055
40	1'37.073	1.959	15	1'37.573	11.440	55	1'40.407	5'41.826	15	1'38.241	17.466
14	1'38.256	2.623	52	1'37.898	11.982	Lap 16					
54	1'38.869	3.023	11	1'39.403	13.777	79	1'36.875		52	1'38.594	17.913
75	1'37.806	3.568	28	1'38.396	16.307	96	1'36.960	1.138	3	1'38.108	24.764
18	1'37.651	4.939	3	1'37.873	17.968	37	1'37.446	1.667	99	1'37.970	26.982
13	1'37.465	6.707	4	1'38.427	19.916	21	1'37.975	3.125	71	1'38.452	29.422
12	1'37.475	7.017	99	1'38.192	20.502	40	1'37.975	3.125	16	1'37.731	33.422
7	1'37.301	7.261	71	1'38.422	21.213	40	1'38.088	3.289	72	1'38.938	35.791
22	1'37.402	9.115	72	1'39.381	26.558	54	1'37.318	3.854	84	1'39.805	38.574
52	1'38.145	10.333	84	1'39.734	26.726	14	1'37.721	5.286	23	1'40.947	57.011
16	1'37.969	10.375	23	1'40.517	39.296	75	1'37.982	6.264	55	1'40.609	5'52.414
15	1'38.549	10.674	17	1'40.435	39.413	18	1'37.755	6.814	Lap 19		
11	1'38.248	11.733	55	1'40.449	5'35.261	13	1'37.313	7.255	79	1'37.219	
28	1'38.316	14.343	Lap 14						96	1'36.768	0.216
3	1'37.806	16.899	96	1'37.227		7	1'38.319	10.574	37	1'38.959	3.680
4	1'38.198	17.524	79	1'37.053	0.275	12	1'38.155	10.731	40	1'37.365	3.866
99	1'38.104	18.888	37	1'37.040	0.636	22	1'38.178	11.827	54	1'37.164	4.139
71	1'38.376	19.548	21	1'37.925	1.540	52	1'38.207	14.561	21	1'37.956	6.804
84	1'39.001	22.433	40	1'37.363	1.740	15	1'38.355	14.699	14	1'37.907	7.045
72	1'38.903	22.814	54	1'37.313	3.374	11	1'37.836	16.423	13	1'37.520	8.298
23	1'40.446	33.006	14	1'37.523	4.258	3	1'39.425	22.324	75	1'37.906	8.558
17	1'40.296	33.131	75	1'37.612	4.836	99	1'38.526	24.504	18	1'37.697	8.828
55	1'39.831	5'29.688	18	1'37.477	5.809	71	1'39.554	26.226	12	1'37.869	12.980
Lap 12											
21	1'37.558		13	1'37.456	6.858	84	1'39.634	32.740	7	1'37.977	13.549
96	1'37.493	0.042	7	1'37.940	8.324	23	1'40.354	49.746	22	1'37.796	13.632
79	1'37.653	0.273	12	1'37.877	8.818	17	1'40.935	50.630	11	1'38.398	18.847
37	1'37.632	0.346	22	1'37.533	10.096	55	1'40.684	5'45.635	52	1'38.360	19.054
40	1'37.166	1.567	15	1'38.149	12.362	Lap 17					
14	1'37.605	2.670	52	1'37.740	12.495	79	1'36.994		15	1'39.153	19.400
54	1'37.583	3.048	11	1'38.378	14.928	96	1'36.825	0.969	3	1'38.157	25.702
75	1'37.837	3.847	28	1'38.122	17.202	37	1'37.251	1.924	99	1'38.175	27.938
18	1'37.742	5.123	3	1'38.064	18.805	40	1'37.169	3.464	71	1'38.541	30.744
13	1'37.386	6.535	4	1'38.449	21.138	21	1'37.931	4.062	16	1'37.951	34.154
7	1'37.652	7.355	99	1'38.042	21.317	40	1'37.931	4.062	84	1'39.883	41.238
12	1'38.012	7.471	71	1'38.314	22.300	54	1'37.254	4.114	23	1'39.888	59.680
22	1'37.694	9.251	16	1'53.672	27.617	14	1'37.554	5.846	55	1'41.035	5'56.230
16	1'37.859	10.676	72	1'38.847	28.178	75	1'37.885	7.155	Lap 20		
15	1'38.001	11.117	84	1'38.913	28.412	18	1'37.672	7.492	79	1'37.110	
52	1'38.559	11.334	23	1'40.811	42.880	13	1'37.290	7.551	96	1'36.954	0.060
11	1'37.449	11.624	17	1'40.753	42.939	7	1'38.202	11.782	37	1'37.166	3.736
28	1'38.376	15.161	55	1'40.700	5'38.734	12	1'38.048	11.785	40	1'37.144	3.900
3	1'38.004	17.345	Lap 15						22	1'37.483	12.316
4	1'38.773	18.739	79	1'37.040		15	1'38.519	16.224	54	1'37.113	4.142
99	1'38.230	19.560	96	1'38.368	1.053	52	1'38.751	16.318	14	1'37.744	7.679
71	1'38.051	20.041	37	1'37.775	1.096	11	1'37.712	17.141	21	1'38.327	8.021
84	1'39.367	24.242	21	1'37.800	2.025	3	1'38.325	23.655	13	1'37.268	8.456
72	1'39.171	24.427	40	1'37.651	2.076	99	1'38.501	26.011	75	1'37.502	8.950
23	1'40.581	36.029	54	1'37.352	3.411	71	1'38.737	27.969	18	1'37.521	9.239
17	1'40.655	36.228	14	1'37.497	4.440	16	1'38.149	32.690	12	1'38.015	13.885
55	1'39.932	5'32.062	75	1'37.636	5.157	72	1'39.081	33.852	7	1'38.345	14.784
Lap 13											
96	1'37.208		18	1'37.440	5.934	84	1'40.022	35.768	22	1'38.311	14.833
79	1'37.426	0.449	13	1'37.274	6.817	23	1'40.311	53.063	11	1'37.694	19.431
37	1'37.727	0.823	7	1'38.121	9.130	17	1'52.811	1'06.447	52	1'37.832	19.776
21	1'38.092	0.842	12	1'37.948	9.451	55	1'40.163	5'48.804	15	1'37.641	19.931
40	1'37.287	1.604	22	1'37.743	10.524	Lap 18					
54	1'37.490	3.288	15	1'38.172	13.219	79	1'36.999		3	1'38.166	26.758
14	1'38.542	3.962	52	1'38.049	13.229	96	1'36.697	0.667	99	1'38.548	29.376
75	1'37.854	4.451	11	1'37.849	15.462	37	1'37.015	1.940	71	1'38.707	32.341
18	1'37.686	5.559	28	1'38.130	18.017	40	1'37.255	3.720	16	1'37.388	34.432
13	1'37.344	6.629	3	1'38.284	19.774	54	1'37.079	4.194	84	1'39.925	44.053
Lap 14											
99	1'38.851	22.853	99	1'38.851	22.853	21	1'39.004	6.067	23	1'40.086	1'02.656
71	1'38.562	23.547	71	1'38.562	23.547	14	1'37.510	6.357	Lap 21		
16	1'38.847	29.149	16	1'38.847	29.149	75	1'37.715	7.871	96	1'37.308	
72	1'38.887	29.750	72	1'38.887	29.750	13	1'37.445	7.997	79	1'38.220	0.852
Lap 15											
96	1'37.208		96	1'37.208		37	1'37.015	1.940	37	1'37.682	4.050
79	1'37.426	0.449	79	1'37.426	0.449	40	1'37.255	3.720	54	1'37.357	4.131
37	1'37.727	0.823	37	1'37.727	0.823	54	1'37.079	4.194	Lap 22		
21	1'38.092	0.842	21	1'38.092	0.842	21	1'39.004	6.067	96	1'37.254	
40	1'37.287	1.604	40	1'37.287	1.604	14	1'37.510	6.357	79	1'37.736	1.334
54	1'37.490	3.288	54	1'37.490	3.288	75	1'37.715	7.871	37	1'37.652	4.448
14	1'38.542	3.962	14	1'38.542	3.962	13	1'37.445	7.997	54	1'37.610	4.487
75	1'37.854	4.451	75	1'37.854	4.451	18	1'37.697	8.828	40	1'37.719	4.884
18	1'37.686	5.559	18	1'37.686	5.559	12	1'37.869	12.980	21	1'38.376	9.555
13	1'37.344	6.629	13	1'37.344	6.629	7	1'37.977	13.549	14	1'38.614	9.625
Lap 16											
99	1'38.851	22.853	99	1'38.851	22.853	12	1'37.977	13.549	18	1'38.108	10.547
71	1'38.562	23.547	71	1'38.562	23.547	22	1'37.796	13.632	75	1'38.469	10.615
16	1'38.847	29.149	16	1'38.847	29.149	11	1'38.398	18.847	13	1'39.533	10.761
72	1'38.887	29.750	72	1'38.887	29.750	52	1'38.360	19.054	22	1'37.714	15.964
Lap 17											
96	1'37.208		96	1'37.208		7	1'39.038	18.234	7	1'39.038	18.234
79	1'37.426	0.449	79	1'37.426	0.449	11	1'37.977	20.408	11	1'37.977	20.408
37	1'37.727	0.823	37	1'37.727	0.823	15	1'37.802	20.639	15	1'37.802	20.639
21	1'38.092	0.842	21	1'38.092	0.842	52	1'38.025	21.492	52	1'38.025	21.492
40	1'37.287	1.604	40	1'37.287	1.604	3	1'38.894	29.416	3	1'38.894	29.416
54	1'37.490	3.288	54	1'37.490	3.288	99	1'39.198	32.440	99	1'39.198	32.440
14	1'38.542	3.962									



4542 m.

MOTUL TT ASSEN

Moto2™

2023 Rookie of the Year Classification

36

Rider	Nation	Points	Leader	Previous	POR	ARG	AME	SPA	FRA	ITA	GER	NED	GBR	AUT	CAT	RSM	IND	JPN	INA	AUS	THA	MAL	QAT	VAL	
1 GARCIA Sergio	SPA	37			1	11	-	5	6	6	5	3													
2 BINDER Darryn	RSA	12	25	25	-	10	-	-	-	-	-	2													
3 FOGGIA Dennis	ITA	8	29	4	-	-	2	-	2	3	1	-													

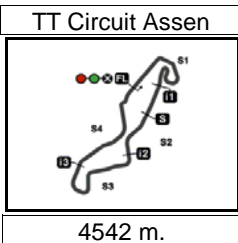
These data/results cannot be reproduced, stored and/or transmitted in whole or in part by any manner of electronic, mechanical, photocopying, recording, broadcasting or otherwise now known or herein after developed without the previous express consent by the copyright owner, except for reproduction in daily press and regular printed publications on sale to the public within 60 days of the event related to those data/results and always provided that copyright symbol appears together as follows below.

© DORNA, 2023

Official MotoGP Timing by TISSOT
www.motogp.com

Assen, Sunday, June 25, 2023





Results and timing service provided by **TISSOT**

After the **MOTUL TT ASSEN**

Moto2™

2023 Riders Performance

(Qualifying Position - Starting Position - Race Position)

37

Rider	Points	POR	ARG	AME	SPA	FRA	ITA	GER	NED	GBR	AUT	CAT	RSM	IND	JPN	INA	AUS	THA	MAL	QAT	VAL	
1 ARBOLINO Tony	148	8	8	8	10	3	10	2	10													
		8-3	8-1	8-2	10-4	3-1	10-2	2-2	10-7	-	-	-	-	-	-	-	-	-	-	-	-	-
2 ACOSTA Pedro	140	3	5	2	2	5	2	1	6													
		3-1	5-12	2-1	2-2	5-NC	2-1	1-1	6-3	-	-	-	-	-	-	-	-	-	-	-	-	-
3 DIXON Jake	104	12	4	6	3	8	6	3	2													
		12-6	4-3	-NS	3-6	8-5	6-3	3-3	2-1	-	-	-	-	-	-	-	-	-	-	-	-	-
4 LOPEZ Alonso	92	14	1	5	4	2	9	5	1													
		14-NC	1-2	5-7	4-3	2-3	9-6	5-5	1-6	-	-	-	-	-	-	-	-	-	-	-	-	-
5 CANET Aron	76	2	2	7	12	13	1	4	11													
		2-2	2-4	7-8	12-5	-NS	1-4	4-NC	11-5	-	-	-	-	-	-	-	-	-	-	-	-	-
6 SALAC Filip	72	1	13	3	13	4	5	13	13													
		1-4	13-7	3-5	13-9	4-2	5-7	13-13	13-NC	-	-	-	-	-	-	-	-	-	-	-	-	-
7 CHANTRA Somkiat	59	13	3	15	11	7	17	7	7													
		13-9	3-8	15-11	11-7	7-6	17-9	7-4	7-NC	-	-	-	-	-	-	-	-	-	-	-	-	-
8 LOWES Sam	58	9	14	18	1	1	3	6	5													
		9-7	14-10	18-13	1-1	30-15	3-NL	6-7	5-11	-	-	-	-	-	-	-	-	-	-	-	-	-
9 GONZALEZ Manuel	52	5	7	9	16	9	11	12	12													
		5-5	7-11	9-10	16-12	-NS	11-8	12-6	12-8	-	-	-	-	-	-	-	-	-	-	-	-	-
10 VIETTI Celestino	51	4	6	1	7	6	7	11	9													
		4-11	6-13	1-9	7-NC	6-4	7-5	11-10	9-10	-	-	-	-	-	-	-	-	-	-	-	-	-
11 ALDEGUER Fermín	49	16	16	11	14	11	8	8	4													
		16-13	16-15	11-6	14-10	11-8	8-NL	8-8	4-4	-	-	-	-	-	-	-	-	-	-	-	-	-
12 ARENAS Albert	41	7	10	13	9	12	15	9	8													
		7-8	10-9	13-12	9-8	-NS	15-23	9-9	8-9	-	-	-	-	-	-	-	-	-	-	-	-	-
13 GARCIA Sergio	37	17	28	20	18	18	16	10	17													
		17-15	28-5	20-NC	18-11	18-10	16-10	10-11	17-13	-	-	-	-	-	-	-	-	-	-	-	-	-

NC=Not classified NL=Not finished first lap NP=Not started race re-start N2=Not finished first lap race re-start EX=Excluded NS=Not Started DS=Disqualified

These data/results cannot be reproduced, stored and/or transmitted in whole or in part by any manner of electronic, mechanical, photocopying, recording, broadcasting or otherwise now known or herein after developed without the previous express consent by the copyright owner, except for reproduction in daily press and regular printed publications on sale to the public within 60 days of the event related to those data/results and always provided that copyright symbol appears together as follows below.
© DORNA, 2023

Official MotoGP Timing by **TISSOT**
www.motogp.com



Rider	Points	POR	ARG	AME	SPA	FRA	ITA	GER	NED	GBR	AUT	CAT	RSM	IND	JPN	INA	AUS	THA	MAL	QAT	VAL	
14 OGIURA Ai	31		21	17	5	16	14	20	3													
		-	-NS	17-15	5-NC	16-9	14-15	20-14	3-2	-	-	-	-	-	-	-	-	-	-	-	-	-
15 BALTUS Barry	24	15	12	12	6	10	19	14	16													
		15-12	12-19	12-NC	6-13	10-7	19-16	14-12	16-12	-	-	-	-	-	-	-	-	-	-	-	-	-
16 ALCOBA Jeremy	23	6	15	10	19	20	12	17	18													
		6-10	15-17	10-4	19-16	20-13	12-NL	17-16	18-15	-	-	-	-	-	-	-	-	-	-	-	-	-
17 BENDSNEYDER Bo	18	10	17	4	15	14	20	15														
		10-NC	17-22	4-3	30-17	14-18	20-14	15-NL	-	-	-	-	-	-	-	-	-	-	-	-	-	-
18 ROBERTS Joe	14	19	9	16	8	17	4	16	14													
		19-14	9-14	16-16	8-14	17-12	4-12	16-NC	14-18	-	-	-	-	-	-	-	-	-	-	-	-	-
19 BINDER Darryn	12	11	11				13	19	15													
		11-16	11-6	-	-	-	13-NL	19-NL	15-14	-	-	-	-	-	-	-	-	-	-	-	-	-
20 FOGGIA Dennis	8	23	22	14	24	23	21	22	25													
		23-18	22-25	14-14	24-18	23-14	21-13	22-15	25-19	-	-	-	-	-	-	-	-	-	-	-	-	-
21 TULOVIC Lukas	6			23	20	15	26	21	19													
		-	-	23-NC	20-15	15-11	26-NC	21-NC	19-16	-	-	-	-	-	-	-	-	-	-	-	-	-
22 PASINI Mattia	5						18															
		-	-	-	-	-	18-11	-	-	-	-	-	-	-	-	-	-	-	-	-	-	-
23 KELLY Sean Dylan	0	24	18	22	21	19	23	18	22													
		24-20	18-NC	22-18	21-NC	19-16	23-19	18-17	21-NC	-	-	-	-	-	-	-	-	-	-	-	-	-
24 TORRES Jordi	0	26	23																			
		26-23	23-16	-	-	-	-	-	-	-	-	-	-	-	-	-	-	-	-	-	-	-
25 GOMEZ Borja	0	20	29	26	22	27	25		24													
		20-17	29-21	26-20	22-19	31-23	25-17	-	23-NC	-	-	-	-	-	-	-	-	-	-	-	-	-
26 VD GOORBERGH Zonta	0	18	20	21	17	22	22	23	23													
		18-NC	20-18	21-17	17-23	22-20	22-NC	23-18	22-20	-	-	-	-	-	-	-	-	-	-	-	-	-
27 TATAY Carlos	0							26	20													
		-	-	-	-	-	-	26-19	20-17	-	-	-	-	-	-	-	-	-	-	-	-	-
28 RAMIREZ Marcos	0	22	19	25	23	21	27	24														
		22-21	19-24	25-NC	23-20	21-17	27-NL	24-20	-	-	-	-	-	-	-	-	-	-	-	-	-	-
29 GUEVARA Izan	0			27	26	28	24	27	21													
		-	-	27-21	26-22	28-22	24-18	27-NC	24-NC	-	-	-	-	-	-	-	-	-	-	-	-	-

NC=Not classified NL=Not finished first lap NP=Not started race re-start N2=Not finished first lap race re-start EX=Excluded NS=Not Started DS=Disqualified

These data/results cannot be reproduced, stored and/or transmitted in whole or in part by any manner of electronic, mechanical, photocopying, recording, broadcasting or otherwise now known or herein after developed without the previous express consent by the copyright owner, except for reproduction in daily press and regular printed publications on sale to the public within 60 days of the event related to those data/results and always provided that copyright symbol appears together as follows below.
© DORNA, 2023

Official MotoGP Timing byTISSOT
www.motogp.com



	Rider	Points	POR	ARG	AME	SPA	FRA	ITA	GER	NED	GBR	AUT	CAT	RSM	IND	JPN	INA	AUS	THA	MAL	QAT	VAL	
30	DALLA PORTA Lorenzo	0	21	24	19	25	25	29	25														
			21-19	24-23	19-NC	31-25	25-21	29-20	25-NC	-	-	-	-	-	-	-	-	-	-	-	-	-	-
31	AGIUS Senna	0				28	24																
			-	-	-	28-21	24-19	-	-	-	-	-	-	-	-	-	-	-	-	-	-	-	-
32	SKINNER Rory	0	25	25	24	27	26																
			25-22	25-NC	24-19	27-24	26-NC	-	-	-	-	-	-	-	-	-	-	-	-	-	-	-	-
33	MINAMIMOTO Soichiro	0		27	29	29																	
			-	27-20	29-23	29-26	-	-	-	-	-	-	-	-	-	-	-	-	-	-	-	-	-
34	HADA Taiga	0						28	29	27													
			-	-	-	-	-	28-21	29-21	27-21	-	-	-	-	-	-	-	-	-	-	-	-	-
35	DANIEL Kasma	0						30	28														
			-	-	-	-	-	30-22	28-22	-	-	-	-	-	-	-	-	-	-	-	-	-	-
36	RUIZ Yeray	0								26													
			-	-	-	-	-	-	-	26-22	-	-	-	-	-	-	-	-	-	-	-	-	-
37	SANCHIS David	0	27	26	28																		
			27-NC	26-NC	28-22	-	-	-	-	-	-	-	-	-	-	-	-	-	-	-	-	-	-
38	ESCRIG Alex	0				30	29			28													
			-	-	-	-NS	29-NC	-	-	28-NC	-	-	-	-	-	-	-	-	-	-	-	-	-

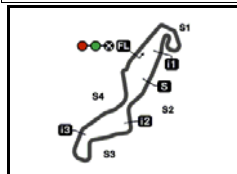
NC=Not classified NL=Not finished first lap NP=Not started race re-start N2=Not finished first lap race re-start EX=Excluded NS=Not Started DS=Disqualified

These data/results cannot be reproduced, stored and/or transmitted in whole or in part by any manner of electronic, mechanical, photocopying, recording, broadcasting or otherwise now known or herein after developed without the previous express consent by the copyright owner, except for reproduction in daily press and regular printed publications on sale to the public within 60 days of the event related to those data/results and always provided that copyright symbol appears together as follows below.
© DORNA, 2023

Official MotoGP Timing by **TISSOT**
www.motogp.com

Assen, Sunday, June 25, 2023





4542 m.

MOTUL TT ASSEN

Official Starting Grid

Race : 22 laps = 99.924 km



1	1 1'36.247 21 Alonso LOPEZ Boscoscuro	2 1'36.256 96 Jake DIXON Kalex	3 1'36.301 79 Ai OGURA Kalex
2	4 1'36.481 54 Fermín ALDEGUER Boscoscuro	5 1'36.528 22 Sam LOWES Kalex	6 1'36.560 37 Pedro ACOSTA Kalex
3	7 1'36.564 35 Somkiat CHANTRA Kalex	8 1'36.603 75 Albert ARENAS Kalex	9 1'36.663 13 Celestino VIETTI Kalex
4	10 1'36.738 14 Tony ARBOLINO Kalex	11 1'36.763 40 Aron CANET Kalex	12 1'36.827 18 Manuel GONZALEZ Kalex
5	13 1'36.850 12 Filip SALAC Kalex	14 1'37.045 16 Joe ROBERTS Kalex	15 1'37.133 15 Darryn BINDER Kalex
6	16 1'37.136 7 Barry BALTUS Kalex	17 1'37.512 11 Sergio GARCIA Kalex	18 1'37.691 52 Jeremy ALCOBA Kalex
7	19 1'37.223 3 Lukas TULOVIC Kalex	20 1'37.384 99 Carlos TATAY Kalex	21 1'37.517 4 Sean Dylan KELLY Kalex
8	22 1'37.518 84 Zonta VD GOORBERGH Kalex	23 1'37.551 72 Borja GOMEZ Kalex	24 1'37.407 28 Izan GUEVARA Kalex

The results are provisional until the end of the limit for protest and appeals and until the ratification of the Event Management Committee.

Time limit for protest expires 60' at the latest after publication of the results - Time:

These data/results cannot be reproduced, stored and/or transmitted in whole or in part by any manner of electronic, mechanical, photocopying, recording, broadcasting or otherwise now known or herein after developed without the previous express consent by the copyright owner, except for reproduction in daily press and regular printed publications on sale to the public within 60 days of the event related to those data/results and always provided that copyright symbol appears together as follows below.

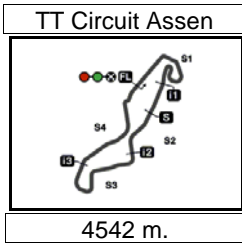
© DORNA, 2023

Official MotoGP Timing by TISSOT
www.motogp.com

Assen, Sunday, June 25, 2023

Page 1 of 2





Results and timing service provided by **TISSOT**

Moto2™

MOTUL TT ASSEN
Official Starting Grid

Race : 22 laps = 99.924 km

9

25
 1'37.738
71 Dennis FOGGIA
 Kalex

26
 1'37.742
55 Yeray RUIZ
 Forward

27
 1'38.113
23 Taiga HADA
 Kalex

10

28
 1'38.134
17 Alex ESCRIG
 Forward

The results are provisional until the end of the limit for protest and appeals and until the ratification of the Event Management Committee.

Time limit for protest expires 60' at the latest after publication of the results - Time:

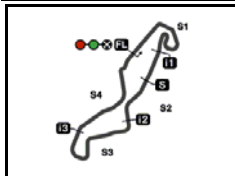
These data/results cannot be reproduced, stored and/or transmitted in whole or in part by any manner of electronic, mechanical, photocopying, recording, broadcasting or otherwise now known or herein after developed without the previous express consent by the copyright owner, except for reproduction in daily press and regular printed publications on sale to the public within 60 days of the event related to those data/results and always provided that copyright symbol appears together as follows below.

© DORNA, 2023

Official MotoGP Timing by **TISSOT**
 www.motogp.com

Assen, Sunday, June 25, 2023





4542 m.

MOTUL TT ASSEN

Race

Top Speed & Average



Rider	Nation	Motorcycle	Top 5 speeds					Average	Top
13 Celestino VIETTI	ITA	KALEX	260.4	258.2	258.2	258.2	258.2	258.6	260.4
37 Pedro ACOSTA	SPA	KALEX	260.4	259.8	259.3	259.3	259.3	259.6	260.4
35 Somkiat CHANTRA	THA	KALEX	259.8	258.2	257.6	257.6	257.1	258.1	259.8
15 Darryn BINDER	RSA	KALEX	259.3	259.3	259.3	258.7	258.7	259.0	259.3
75 Albert ARENAS	SPA	KALEX	259.3	258.2	258.2	257.6	257.6	258.1	259.3
11 Sergio GARCIA	SPA	KALEX	258.7	257.6	257.6	257.1	257.1	257.5	258.7
14 Tony ARBOLINO	ITA	KALEX	258.7	258.2	258.2	257.6	257.6	258.1	258.7
17 Alex ESCRIG	SPA	FORWARD	258.7	255.5	255.5	255.0	254.4	255.3	258.7
18 Manuel GONZALEZ	SPA	KALEX	258.7	257.1	257.1	257.1	257.1	257.4	258.7
40 Aron CANET	SPA	KALEX	258.7	258.2	257.6	257.6	257.6	257.9	258.7
28 Izan GUEVARA	SPA	KALEX	258.2	257.6	257.1	257.1	256.6	257.1	258.2
54 Fermín ALDEGUER	SPA	BOSCOSCURO	258.2	256.0	255.5	255.0	255.0	255.9	258.2
96 Jake DIXON	GBR	KALEX	257.6	257.1	257.1	256.0	256.0	256.4	257.6
7 Barry BALTUS	BEL	KALEX	257.1	256.0	255.5	255.0	255.0	255.4	257.1
12 Filip SALAC	CZE	KALEX	257.1	256.0	255.5	255.0	255.0	255.7	257.1
16 Joe ROBERTS	USA	KALEX	257.1	255.5	255.0	254.4	253.9	254.8	257.1
52 Jeremy ALCOBA	SPA	KALEX	256.6	256.0	255.5	255.5	255.5	255.7	256.6
72 Borja GOMEZ	SPA	KALEX	256.6	256.0	256.0	255.5	255.5	255.9	256.6
55 Yeray RUIZ	SPA	FORWARD	256.0	256.0	255.5	255.0	253.9	255.1	256.0
71 Dennis FOGGIA	ITA	KALEX	256.0	255.5	255.5	255.0	255.0	255.3	256.0
79 Ai OGURA	JPN	KALEX	256.0	255.0	253.9	253.4	252.3	253.0	256.0
3 Lukas TULOVIC	GER	KALEX	255.5	255.0	254.4	254.4	254.4	254.6	255.5
21 Alonso LOPEZ	SPA	BOSCOSCURO	255.0	255.0	255.0	254.4	254.4	254.8	255.0
22 Sam LOWES	GBR	KALEX	255.0	255.0	255.0	255.0	254.4	254.8	255.0
99 Carlos TATAY	SPA	KALEX	254.4	253.9	252.8	252.8	252.3	253.0	254.4
4 Sean Dylan KELLY	USA	KALEX	253.9	252.8	252.8	252.3	252.3	252.8	253.9
84 Zonta VD GOORBERGH	NED	KALEX	253.9	253.9	253.9	253.9	253.9	253.9	253.9
23 Taiga HADA	JPN	KALEX	253.4	252.3	251.8	251.8	251.3	252.1	253.4

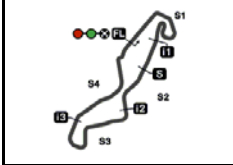
These data/results cannot be reproduced, stored and/or transmitted in whole or in part by any manner of electronic, mechanical, photocopying, recording, broadcasting or otherwise now known or herein after developed without the previous express consent by the copyright owner, except for reproduction in daily press and regular printed publications on sale to the public within 60 days of the event related to those data/results and always provided that copyright symbol appears together as follows below.

© DORNA, 2023

Official MotoGP Timing by TISSOT
www.motogp.com

Assen, Sunday, June 25, 2023






4542 m.

MOTUL TT ASSEN

Race

Fastest Laps Sequence

Lap	Race Time	 Rider	Nation	Motorcycle	Time	Km/h	Riders's Lap
2	3'19.076	21 Alonso LOPEZ	SPA	BOSCOSCURO	1'36.790	168.9	2
2	3'19.678	79 Ai OGURA	JPN	KALEX	1'36.737	169.0	2
2	3'20.866	37 Pedro ACOSTA	SPA	KALEX	1'36.718	169.0	2
18	29'15.127	96 Jake DIXON	GBR	KALEX	1'36.697	169.0	18

These data/results cannot be reproduced, stored and/or transmitted in whole or in part by any manner of electronic, mechanical, photocopying, recording, broadcasting or otherwise now known or herein after developed without the previous express consent by the copyright owner, except for reproduction in daily press and regular printed publications on sale to the public within 60 days of the event related to those data/results and always provided that copyright symbol appears together as follows below.

© DORNA, 2023

Official MotoGP Timing by TISSOT
www.motogp.com

Assen, Sunday, June 25, 2023

