


4542 m.

## MOTUL TT ASSEN

## Practice Nr. 3

## Classification

10

	Rider	Nation	Team	Motorcycle	Time	Lap	Total	Gap	Top Speed
1	79 Ai OGURA	JPN	IDEMITSU Honda Team Asia	KALEX	<b>1'36.000</b>	12	15		<b>256.6</b>
2	37 Pedro ACOSTA	SPA	Red Bull KTM Ajo	KALEX	<b>1'36.250</b>	11	15	0.250 0.250	<b>259.8</b>
3	12 Filip SALAC	CZE	QJMOTOR Gresini Moto2	KALEX	<b>1'36.323</b>	15	15	0.323 0.073	<b>257.6</b>
4	96 Jake DIXON	GBR	Inde GASGAS Aspar Team	KALEX	<b>1'36.348</b>	5	15	0.348 0.025	<b>255.5</b>
5	40 Aron CANET	SPA	Pons Wegow Los40	KALEX	<b>1'36.375</b>	12	13	0.375 0.027	<b>257.1</b>
6	18 Manuel GONZALEZ	SPA	Correos Prepago Yamaha VR46 M	KALEX	<b>1'36.408</b>	11	14	0.408 0.033	<b>257.6</b>
7	21 Alonso LOPEZ	SPA	Beta Tools SpeedUp	BOSCOSCURO	<b>1'36.440</b>	14	15	0.440 0.032	<b>253.9</b>
8	22 Sam LOWES	GBR	Elf Marc VDS Racing Team	KALEX	<b>1'36.460</b>	12	13	0.460 0.020	<b>253.9</b>
9	54 Fermín ALDEGUER	SPA	Beta Tools SpeedUp	BOSCOSCURO	<b>1'36.508</b>	16	16	0.508 0.048	<b>258.2</b>
10	75 Albert ARENAS	SPA	Red Bull KTM Ajo	KALEX	<b>1'36.631</b>	10	13	0.631 0.123	<b>258.7</b>
11	14 Tony ARBOLINO	ITA	Elf Marc VDS Racing Team	KALEX	<b>1'36.676</b>	13	13	0.676 0.045	<b>259.3</b>
12	16 Joe ROBERTS	USA	Italtrans Racing Team	KALEX	<b>1'36.693</b>	14	16	0.693 0.017	<b>255.0</b>
13	35 Somkiat CHANTRA	THA	IDEMITSU Honda Team Asia	KALEX	<b>1'36.717</b>	13	14	0.717 0.024	<b>258.7</b>
14	15 Darryn BINDER	RSA	Liqui Moly Husqvarna Intact GP	KALEX	<b>1'36.775</b>	11	12	0.775 0.058	<b>260.9</b>
15	7 Barry BALTUS	BEL	Fieten Olie Racing GP	KALEX	<b>1'36.794</b>	5	14	0.794 0.019	<b>256.0</b>
16	3 Lukas TULOVIC	GER	Liqui Moly Husqvarna Intact GP	KALEX	<b>1'36.800</b>	12	14	0.800 0.006	<b>256.0</b>
17	11 Sergio GARCIA	SPA	Pons Wegow Los40	KALEX	<b>1'36.924</b>	14	14	0.924 0.124	<b>257.1</b>
18	4 Sean Dylan KELLY	USA	OnlyFans American Racing	KALEX	<b>1'37.001</b>	14	16	1.001 0.077	<b>253.4</b>
19	52 Jeremy ALCOBA	SPA	QJMOTOR Gresini Moto2	KALEX	<b>1'37.070</b>	12	14	1.070 0.069	<b>256.6</b>
20	28 Izan GUEVARA	SPA	Inde GASGAS Aspar Team	KALEX	<b>1'37.073</b>	10	12	1.073 0.003	<b>260.4</b>
21	13 Celestino VIETTI	ITA	Fantic Racing	KALEX	<b>1'37.145</b>	13	14	1.145 0.072	<b>257.6</b>
22	99 Carlos TATAY	SPA	OnlyFans American Racing	KALEX	<b>1'37.410</b>	16	16	1.410 0.265	<b>252.8</b>
23	84 Zonta VD GOORBERGH	NED	Fieten Olie Racing GP	KALEX	<b>1'37.727</b>	15	15	1.727 0.317	<b>253.4</b>
24	71 Dennis FOGGIA	ITA	Italtrans Racing Team	KALEX	<b>1'37.877</b>	4	12	1.877 0.150	<b>256.0</b>
25	55 Yeray RUIZ	SPA	Forward Team	FORWARD	<b>1'38.260</b>	8	16	2.260 0.383	<b>256.0</b>
26	72 Borja GOMEZ	SPA	Fantic Racing	KALEX	<b>1'38.686</b>	11	14	2.686 0.426	<b>256.0</b>
27	17 Alex ESCRIG	SPA	Forward Team	FORWARD	<b>1'38.774</b>	6	13	2.774 0.088	<b>256.6</b>
28	23 Taiga HADA	JPN	Pertamina Mandalika SAG Team	KALEX	<b>1'38.782</b>	5	14	2.782 0.008	<b>253.9</b>

Practice condition: Dry

Air: 23°

Humidity: 68%

Ground: 30°

<b>Fastest Lap:</b>	Lap: 12	<b>Ai OGURA</b>	<b>1'36.000</b>	170.3 Km/h
<b>Best Race Lap:</b>	2021	<b>Raul FERNANDEZ</b>	<b>1'36.690</b>	169.1 Km/h
<b>All Time Lap Record:</b>	2023	<b>Ai OGURA</b>	<b>1'36.000</b>	170.3 Km/h

The results are provisional until the end of the limit for protest and appeals.

Time limit for protest expires 30' after publication of the results - ..... Time: .....

These data/results cannot be reproduced, stored and/or transmitted in whole or in part by any manner of electronic, mechanical, photocopying, recording, broadcasting or otherwise now known or herein after developed without the previous express consent by the copyright owner, except for reproduction in daily press and regular printed publications on sale to the public within 60 days of the event related to those data/results and always provided that copyright symbol appears together as follows below.

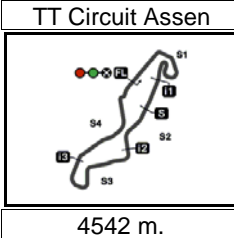
© DORNA, 2023

Official MotoGP Timing by TISSOT  
www.motogp.com

Assen, Saturday, June 24, 2023

moto2™





## MOTUL TT ASSEN

### Practice Nr. 3

### Combined Practice Times

11

	Rider	Nation	Team	MOTORCYCLE	P1	P2	P3	Gap				
1	79 <b>A.OGURA</b>	JPN	IDEMITSU Honda Team Asia	KALEX	1'37.035	14	1'36.818	15	<b>1'36.000</b>	12		
2	37 <b>P.ACOSTA</b>	SPA	Red Bull KTM Ajo	KALEX	1'36.999	14	1'36.609	17	<b>1'36.250</b>	11	0.250	0.250
3	12 <b>F.SALAC</b>	CZE	QJMOTOR Gresini Moto2	KALEX	1'37.554	16	1'37.187	18	<b>1'36.323</b>	15	0.323	0.073
4	96 <b>J.DIXON</b>	GBR	Inde GASGAS Aspar Team	KALEX	1'36.865	18	1'36.463	17	<b>1'36.348</b>	5	0.348	0.025
5	40 <b>A.CANET</b>	SPA	Pons Wegow Los40	KALEX	1'37.872	11	1'37.159	12	<b>1'36.375</b>	12	0.375	0.027
6	18 <b>M.GONZALEZ</b>	SPA	Correos Prepago Yamaha VR46 Ma	KALEX	1'38.181	9	1'37.583	13	<b>1'36.408</b>	11	0.408	0.033
7	21 <b>A.LOPEZ</b>	SPA	Beta Tools SpeedUp	BOSCOSCURO	1'36.896	18	1'36.773	17	<b>1'36.440</b>	14	0.440	0.032
8	22 <b>S.LOWES</b>	GBR	Elf Marc VDS Racing Team	KALEX	1'37.794	13	1'36.844	12	<b>1'36.460</b>	12	0.460	0.020
9	54 <b>F.ALDEGUER</b>	SPA	Beta Tools SpeedUp	BOSCOSCURO	1'36.984	19	1'37.134	7	<b>1'36.508</b>	16	0.508	0.048
10	75 <b>A.ARENAS</b>	SPA	Red Bull KTM Ajo	KALEX	1'37.933	16	1'36.966	14	<b>1'36.631</b>	10	0.631	0.123
11	14 <b>T.ARBOLINO</b>	ITA	Elf Marc VDS Racing Team	KALEX	1'37.142	18	1'36.998	6	<b>1'36.676</b>	13	0.676	0.045
12	16 <b>J.ROBERTS</b>	USA	Italtrans Racing Team	KALEX	1'37.358	16	1'37.204	19	<b>1'36.693</b>	14	0.693	0.017
13	35 <b>S.CHANTRA</b>	THA	IDEMITSU Honda Team Asia	KALEX	1'37.555	14	1'36.994	11	<b>1'36.717</b>	13	0.717	0.024
14	15 <b>D.BINDER</b>	RSA	Liqui Moly Husqvarna Intact GP	KALEX	1'38.102	17	1'38.323	7	<b>1'36.775</b>	11	0.775	0.058
15	7 <b>B.BALTUS</b>	BEL	Fieten Olie Racing GP	KALEX	1'37.392	18	1'37.058	16	<b>1'36.794</b>	5	0.794	0.019
16	3 <b>L.TULOVIC</b>	GER	Liqui Moly Husqvarna Intact GP	KALEX	1'38.013	20	1'37.514	17	<b>1'36.800</b>	12	0.800	0.006
17	11 <b>S.GARCIA</b>	SPA	Pons Wegow Los40	KALEX	1'38.004	21	1'37.101	22	<b>1'36.924</b>	14	0.924	0.124
18	4 <b>S.KELLY</b>	USA	OnlyFans American Racing	KALEX	1'38.736	16	1'37.757	15	<b>1'37.001</b>	14	1.001	0.077
19	52 <b>J.ALCOBA</b>	SPA	QJMOTOR Gresini Moto2	KALEX	1'37.765	19	1'37.420	6	<b>1'37.070</b>	12	1.070	0.069
20	28 <b>I.GUEVARA</b>	SPA	Inde GASGAS Aspar Team	KALEX	1'38.488	14	1'37.737	16	<b>1'37.073</b>	10	1.073	0.003
21	13 <b>C.VIETTI</b>	ITA	Fantic Racing	KALEX	1'37.860	16	1'37.951	7	<b>1'37.145</b>	13	1.145	0.072
22	99 <b>C.TATAY</b>	SPA	OnlyFans American Racing	KALEX	1'38.722	15	1'38.208	20	<b>1'37.410</b>	16	1.410	0.265
23	71 <b>D.FOGGIA</b>	ITA	Italtrans Racing Team	KALEX	1'38.496	5	<b>1'37.638</b>	14	1'37.877	4	1.638	0.228
24	84 <b>Z.VD GOORBERG</b>	NED	Fieten Olie Racing GP	KALEX	1'38.163	18	1'38.186	4	<b>1'37.727</b>	15	1.727	0.089
25	55 <b>Y.RUIZ</b>	SPA	Forward Team	FORWARD	1'40.489	13	1'39.203	4	<b>1'38.260</b>	8	2.260	0.533
26	72 <b>B.GOMEZ</b>	SPA	Fantic Racing	KALEX	1'40.459	4	1'38.928	10	<b>1'38.686</b>	11	2.686	0.426
27	17 <b>A.ESCRIG</b>	SPA	Forward Team	FORWARD			1'39.849	13	<b>1'38.774</b>	6	2.774	0.088
28	23 <b>T.HADA</b>	JPN	Pertamina Mandalika SAG Team	KALEX	1'40.051	19	1'39.572	11	<b>1'38.782</b>	5	2.782	0.008

<b>Pole Position Record:</b>	2015	<b>Johann ZARCO</b>	<b>1'36.346</b>	169.7 Km/h
<b>Best Race Lap:</b>	2021	<b>Raul FERNANDEZ</b>	<b>1'36.690</b>	169.1 Km/h
<b>All Time Lap Record:</b>	2023	<b>Ai OGURA</b>	<b>1'36.000</b>	170.3 Km/h

The results are provisional until the end of the limit for protest and appeals.

Time limit for protest expires 60' after publication of the results - ..... Time: .....

These data/results cannot be reproduced, stored and/or transmitted in whole or in part by any manner of electronic, mechanical, photocopying, recording, broadcasting or otherwise now known or herein after developed without the previous express consent by the copyright owner, except for reproduction in daily press and regular printed publications on sale to the public within 60 days of the event related to those data/results and always provided that copyright symbol appears together as follows below.

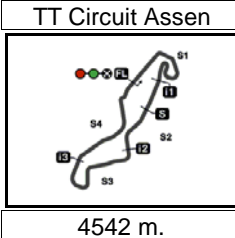
© DORNA, 2023

Official MotoGP Timing by TISSOT  
www.motogp.com

Assen, Saturday, June 24, 2023







## MOTUL TT ASSEN

### Practice Nr. 3

### Top Speed & Average

12



Rider	Nation	Motorcycle	Top 5 speeds					Average	Top
15 Darryn BINDER	RSA	KALEX	260.9	259.3	259.3	258.2	256.6	258.5	260.9
28 Izan GUEVARA	SPA	KALEX	260.4	258.7	257.6	257.1	257.1	258.2	260.4
37 Pedro ACOSTA	SPA	KALEX	259.8	259.3	258.7	258.2	258.2	258.8	259.8
14 Tony ARBOLINO	ITA	KALEX	259.3	257.1	256.0	256.0	256.0	256.9	259.3
35 Somkiat CHANTRA	THA	KALEX	258.7	256.6	256.6	256.6	256.0	256.8	258.7
75 Albert ARENAS	SPA	KALEX	258.7	256.0	256.0	255.5	255.5	256.2	258.7
54 Fermín ALDEGUER	SPA	BOSCOSCURO	258.2	256.0	255.0	254.4	253.9	254.9	258.2
12 Filip SALAC	CZE	KALEX	257.6	257.6	256.6	256.6	256.0	256.9	257.6
13 Celestino VIETTI	ITA	KALEX	257.6	257.6	257.6	257.6	257.1	257.4	257.6
18 Manuel GONZALEZ	SPA	KALEX	257.6	257.1	257.1	256.6	256.6	257.0	257.6
11 Sergio GARCIA	SPA	KALEX	257.1	256.6	256.0	255.0	255.0	255.6	257.1
40 Aron CANET	SPA	KALEX	257.1	256.0	256.0	255.5	254.4	255.4	257.1
17 Alex ESCRIG	SPA	FORWARD	256.6	255.5	255.5	255.0	255.0	255.5	256.6
52 Jeremy ALCOBA	SPA	KALEX	256.6	255.5	255.5	255.5	254.4	255.5	256.6
79 Ai OGURA	JPN	KALEX	256.6	255.5	255.5	255.5	255.0	255.5	256.6
3 Lukas TULOVIC	GER	KALEX	256.0	256.0	255.5	255.0	255.0	255.4	256.0
7 Barry BALTUS	BEL	KALEX	256.0	255.5	254.4	254.4	253.9	254.8	256.0
55 Yeray RUIZ	SPA	FORWARD	256.0	256.0	255.5	255.5	255.0	255.3	256.0
71 Dennis FOGGIA	ITA	KALEX	256.0	255.5	255.0	254.4	254.4	255.1	256.0
72 Borja GOMEZ	SPA	KALEX	256.0	255.0	254.4	253.9	253.9	254.6	256.0
96 Jake DIXON	GBR	KALEX	255.5	255.5	255.0	255.0	255.0	255.1	255.5
16 Joe ROBERTS	USA	KALEX	255.0	255.0	253.9	253.4	253.4	254.0	255.0
21 Alonso LOPEZ	SPA	BOSCOSCURO	253.9	253.4	252.8	252.3	252.3	252.8	253.9
22 Sam LOWES	GBR	KALEX	253.9	253.4	253.4	253.4	253.4	253.5	253.9
23 Taiga HADA	JPN	KALEX	253.9	252.8	252.8	252.3	252.3	252.8	253.9
4 Sean Dylan KELLY	USA	KALEX	253.4	252.8	252.3	252.3	252.3	252.6	253.4
84 Zonta VD GOORBERGH	NED	KALEX	253.4	253.4	253.4	252.3	251.8	252.4	253.4
99 Carlos TATAY	SPA	KALEX	252.8	251.8	251.8	251.8	251.8	252.0	252.8

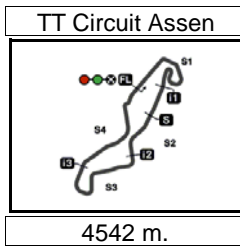
These data/results cannot be reproduced, stored and/or transmitted in whole or in part by any manner of electronic, mechanical, photocopying, recording, broadcasting or otherwise now known or herein after developed without the previous express consent by the copyright owner, except for reproduction in daily press and regular printed publications on sale to the public within 60 days of the event related to those data/results and always provided that copyright symbol appears together as follows below.

© DORNA, 2023

Official MotoGP Timing by TISSOT  
www.motogp.com

Assen, Saturday, June 24, 2023





MOTUL TT ASSEN

Practice Nr. 3

Chronological Analysis of Performances

13

\* Lap / Sector time cancelled      T1 Time from finish line to 1st intermediate      T3 Time from 2nd intermed. to 3rd intermed.  
P Crossing the finish line in pit lane      T2 Time from 1st intermed. to 2nd intermed.      T4 Time from 3rd intermediate to finish line

Lap	Lap Time	T1	T2	T3	T4	Speed	Lap	Lap Time	T1	T2	T3	T4	Speed
<b>1st 79 Ai OGURA</b> IDEMITSU Honda Tea JPN							9	<b>1'36.589</b>	31.641	14.707	27.903	22.338	256.6
Runs=2 Total laps=15 Full laps=12 Valid laps=7							10	1'51.551 P	34.784	15.061	29.267	32.439	253.9
1	2'24.669	33.452	15.642	29.145	23.013	246.2	11	5'52.757	34.931	15.230	30.060	26.896	250.3
2	1'37.816 *	32.381	14.911	28.052	22.472*	252.8	12	1'51.260 *	33.869	15.022	30.811	31.558*	252.8
3	<b>1'37.077</b>	32.168	14.713	27.984	22.212	253.9	13	<b>1'37.315</b>	31.681	14.602	28.396	22.636	257.6
4	<b>1'36.421</b>	31.814	14.742	27.896	21.969	252.8	14	<b>1'39.007</b>	33.166	15.304	27.968	22.569	249.7
5	<b>1'36.692</b>	31.870	14.695	27.835	22.292	255.0	15	<b>1'36.323</b>	31.565	14.639	27.790	22.329	257.6
6	<b>1'39.208</b>	33.575	14.967	28.263	22.403	252.8	<b>4th 96 Jake DIXON</b> Inde GASGAS Aspar GBR						
7	<b>1'37.059</b>	31.689	14.667	27.886	22.817	256.6	Runs=2 Total laps=15 Full laps=12 Valid laps=11						
8	1'36.520 *	31.679	14.647	27.959	22.235*	255.5	1	2'44.395	31.742	15.258	28.660	22.766	250.3
9	1'55.202 P	39.315	15.673	28.831	31.383	240.4	2	<b>1'37.947</b>	32.204	14.927	28.176	22.640	253.9
10	6'34.157 *	33.054	15.177	28.700	23.080*	251.8	3	1'39.525 *	33.802	14.865	28.303	22.555*	255.0
11	<b>1'36.292</b>	31.759	14.713	27.696	22.124	252.3	4	<b>1'36.756</b>	31.833	14.764	27.935	22.224	254.4
12	<b>1'36.000</b>	31.506	14.666	27.733	22.095	255.5	5	<b>1'36.348</b>	31.617	14.717	27.928	22.086	255.0
13	1'36.433 *	31.512	14.705	27.802	22.414*	255.0	6	<b>1'36.632</b>	31.815	14.691	27.904	22.222	254.4
14	1'36.652 *	31.76*	14.620	27.975	22.289	255.5	7	<b>1'36.461</b>	31.646	14.707	27.935	22.173	255.5
15	1'43.287 *	37.17*	15.302	28.211	22.598	254.4	8	<b>1'36.423</b>	31.624	14.652	28.057	22.090	255.0
<b>2nd 37 Pedro ACOSTA</b> Red Bull KTM Ajo SPA							9	<b>1'36.403</b>	31.553	14.675	27.829	22.346	255.0
Runs=2 Total laps=15 Full laps=12 Valid laps=11							10	<b>1'36.446</b>	31.571	14.744	27.867	22.264	255.5
1	2'20.307	31.284	15.069	28.777	23.051	255.5	11	<b>1'36.565</b>	31.555	14.729	27.915	22.366	254.4
2	<b>1'38.078</b>	32.414	14.868	28.282	22.514	256.6	12	<b>1'36.464</b>	31.635	14.698	27.850	22.281	255.0
3	<b>1'37.507</b>	32.031	14.893	28.099	22.484	258.7	13	<b>1'36.697</b>	31.455	14.705	27.888	22.649	253.9
4	<b>1'37.202</b>	31.819	14.816	28.204	22.363	255.5	14	1'49.743 P	32.959	17.816	28.492	30.476	210.3
5	<b>1'36.855</b>	31.677	14.771	28.038	22.369	253.9	15	7'28.754	39.896	17.419	31.622	24.932	237.6
6	<b>1'40.452</b>	35.103	14.726	27.956	22.667	256.6	<b>5th 40 Aron CANET</b> Pons Wegow Los40 SPA						
7	<b>1'36.356</b>	31.632	14.663	27.927	22.134	258.2	Runs=2 Total laps=13 Full laps=10 Valid laps=10						
8	1'39.603 *	32.13*	14.874	30.348	22.248	258.2	1	2'35.234	31.620	15.236	29.470	22.690	251.8
9	1'46.345 P	32.644	15.676	28.430	29.595	238.5	2	<b>1'38.312</b>	32.477	14.914	28.372	22.549	256.0
10	6'15.099 *	30.499	15.061	28.343*	22.410	253.9	3	<b>1'39.769</b>	34.139	14.863	28.248	22.519	254.4
11	<b>1'36.250</b>	31.626	14.620	27.845	22.159	256.6	4	<b>1'37.451</b>	31.950	14.839	28.384	22.278	253.4
12	<b>1'40.002</b>	31.782	14.633	27.935	25.652	257.6	5	<b>1'36.951</b>	31.841	14.770	28.189	22.151	254.4
13	<b>1'41.352</b>	36.249	14.896	27.975	22.232	256.0	6	<b>1'37.048</b>	31.866	14.754	28.213	22.215	255.5
14	<b>1'36.263</b>	31.513	14.650	27.825	22.275	259.8	7	<b>1'36.946</b>	31.786	14.770	28.005	22.385	257.1
15	<b>1'39.196</b>	34.193	14.686	28.031	22.286	259.3	8	1'51.152 P	32.675	15.051	30.494	32.932	253.4
<b>3rd 12 Filip SALAC</b> QJMOTOR Gresini M CZE							9	9'33.801	37.026	16.508	28.021	22.183	227.0
Runs=2 Total laps=15 Full laps=12 Valid laps=10							10	<b>1'36.694</b>	31.672	14.762	28.112	22.148	254.4
1	2'29.874	34.230	15.325	28.783	23.252	248.7	11	<b>1'36.510</b>	31.737	14.751	27.921	22.101	252.8
2	<b>1'39.036</b>	32.202	14.905	28.249	23.680	255.5	12	<b>1'36.375</b>	31.720	14.648	27.939	22.068	256.0
3	<b>1'37.552</b>	31.897	14.766	27.972	22.917	255.5	13	<b>1'46.621</b>	38.286	15.616	29.257	23.462	249.7
4	<b>1'40.629</b>	32.153	15.107	30.204	23.165	253.4	<b>6th 18 Manuel GONZALEZ</b> Correos Prepagos Yam SPA						
5	1'37.106 *	31.888	14.806	27.964	22.448*	256.0	Runs=2 Total laps=14 Full laps=11 Valid laps=7						
6	<b>1'37.149</b>	31.817	14.780	28.011	22.541	256.6	1	2'44.963	31.538	15.224	28.435	22.617	251.8
7	<b>1'41.081</b>	33.752	15.295	29.342	22.692	249.7	2	<b>1'37.458</b>	31.945	14.962	28.068	22.483	256.6
8	<b>1'42.785</b>	34.515	15.986	29.870	22.414	235.3							

**Fastest Lap:** Ai OGURA IDEMITSU Honda Tea JPN **1'36.000** 31.506 14.666 27.733 22.095

These data/results cannot be reproduced, stored and/or transmitted in whole or in part by any manner of electronic, mechanical, photocopying, recording, broadcasting or otherwise now known or herein after developed without the previous express consent by the copyright owner, except for reproduction in daily press and regular printed publications on sale to the public within 60 days of the event related to those data/results and always provided that copyright symbol appears together as follows below.  
© DORNA, 2023



# Practice Nr. 3

# Moto2

Lap	Lap Time	T1	T2	T3	T4	Speed	Lap	Lap Time	T1	T2	T3	T4	Speed
3	<b>1'40.416</b>	32.420	15.053	30.213	22.730	254.4	8	<b>1'44.874</b>	36.168	16.218	29.446	23.042	240.0
4	<b>1'37.014</b>	31.840	14.795	28.042	22.337	257.1	9	<b>1'38.384</b>	31.968	15.128	28.297	22.991	253.9
5	<b>1'37.178</b>	31.847	14.841	28.181	22.309	256.0	10	1'36.802 *	31.823	14.795	27.874	22.310*	254.4
6	<b>1'43.669</b>	31.968	15.002	30.249	26.450	256.0	11	1'46.556 P	31.867	15.264	29.165	30.260	253.9
7	1'37.621 *	32.111	14.856	28.231	22.423*	255.5	12	5'29.205	32.122	16.048	28.617	22.734	241.4
8	1'47.548 P	32.042	14.916	28.686	31.904	255.0	13	<b>1'37.507</b>	31.845	14.812	28.155	22.695	256.0
9	7'49.136	32.896	15.213	28.614	23.134	257.1	14	1'36.997 *	31.739	14.922	28.063	22.273*	258.2
10	1'36.567 *	31.762	14.766	27.810	22.229*	257.6	15	<b>1'38.518</b>	33.026	15.165	28.062	22.265	251.3
11	<b>1'36.408</b>	31.620	14.760	27.886	22.142	256.6	16	<b>1'36.508</b>	31.677	14.758	27.881	22.192	255.0
12	1'40.886 *	31.663	14.810	28.037	26.376*	255.5	<b>10th 75 Albert ARENAS</b> Red Bull KTM Ajo SPA						
13	<b>1'52.353</b>	33.840	15.766	31.419	31.328	251.3	Runs=2 Total laps=13 Full laps=10 Valid laps=7						
14	1'43.452 *	34.01*	15.751	29.662	24.024	251.8							

<b>7th 21 Alonso LOPEZ</b>		Beta Tools SpeedUp		SPA		
Runs=3 Total laps=15		Full laps=10		Valid laps=7		
1	1'39.962	30.449	15.207	28.659	22.530	246.2
2	<b>1'38.019</b>	32.230	14.974	28.279	22.536	249.2
3	1'37.515 *	31.960	14.911	28.254	22.390*	250.3
4	1'42.618 *	35.65*	14.942	28.110	23.913*	252.3
5	<b>1'37.392</b>	32.101	14.808	28.090	22.393	250.8
6	<b>1'36.794</b>	31.703	14.761	28.052	22.278	252.3
7	1'50.230 P	31.900	15.652	29.899	32.779	250.3
8	5'54.772	30.505	15.010	28.312	22.372	251.3
9	<b>1'36.902</b>	31.831	14.749	28.049	22.273	252.3
10	<b>1'36.797</b>	31.838	14.726	27.948	22.285	252.3
11	1'49.109 P	33.87*	15.468	29.229	30.534	248.2
12	4'04.644	31.927	14.945	28.020	22.478	250.8
13	<b>1'36.651</b>	31.588	14.651	27.857	22.555	253.9
14	<b>1'36.440</b>	31.686	14.719	27.865	22.170	252.8
15	1'39.479 *	31.664	14.726	27.987	25.102*	253.4

<b>8th 22 Sam LOWES</b>		Elf Marc VDS Racing		GBR		
Runs=2 Total laps=13		Full laps=10		Valid laps=7		
1	2'52.745	32.743	15.300	28.949	22.812	249.7
2	<b>1'38.183</b>	32.422	14.940	28.358	22.463	252.8
3	<b>1'37.515</b>	32.098	14.891	28.202	22.324	252.8
4	<b>1'37.431</b>	32.051	14.816	28.184	22.380	253.4
5	1'37.097 *	31.975	14.840	28.102	22.180*	253.4
6	1'37.200 *	31.99 *	14.777	28.162	22.270	253.9
7	<b>1'37.035</b>	31.886	14.818	28.061	22.270	253.4
8	1'56.274 P	36.139	17.270	29.567	33.298	206.4
9	9'54.487 *	35.520	15.450	28.485	23.338*	249.7
10	<b>1'37.320</b>	32.005	14.849	28.114	22.352	251.8
11	<b>1'36.520</b>	31.811	14.747	27.822	22.140	251.8
12	<b>1'36.460</b>	31.696	14.796	27.946	22.022	253.4
13	1'38.473 *	32.90*	15.008	28.192	22.367	252.8

<b>9th 54 Fermín ALDEGUER</b>		Beta Tools SpeedUp		SPA		
Runs=2 Total laps=16		Full laps=13		Valid laps=8		
1	1'41.208	30.703	15.598	28.696	22.697	251.3
2	<b>1'37.616</b>	32.066	15.091	28.093	22.366	253.4
3	1'37.325 *	31.893	14.868	28.074	22.490*	253.9
4	<b>1'36.892</b>	31.799	14.870	27.901	22.322	253.4
5	1'36.931 *	31.838	14.868	27.922	22.303*	252.3
6	<b>1'36.595</b>	31.656	14.796	27.842	22.301	253.9
7	1'36.826 *	31.695	14.819	27.921	22.391*	252.8

<b>11th 14 Tony ARBOLINO</b>		Elf Marc VDS Racing		ITA		
Runs=2 Total laps=13		Full laps=10		Valid laps=9		
1	2'21.513 *	35.674	15.534	28.830	22.321*	249.2
2	1'38.241 *	32.40*	15.112	28.216	22.504	253.9
3	<b>1'37.236</b>	31.956	14.817	28.238	22.225	256.0
4	<b>1'36.921</b>	31.751	14.901	28.011	22.258	250.3
5	<b>1'37.031</b>	31.856	14.778	28.082	22.315	255.5
6	<b>1'36.989</b>	31.728	14.789	28.024	22.448	255.5
7	1'46.757 P	34.485	14.869	28.134	29.269	255.5
8	9'17.431	34.188	15.413	28.478	22.488	251.8
9	<b>1'42.854</b>	31.862	14.877	28.124	27.991	253.4
10	<b>1'36.631</b>	31.784	14.788	27.874	22.185	254.4
11	<b>1'37.222</b>	31.765	14.728	27.812	22.917	256.0
12	1'53.673 *	37.535	19.498	31.380	25.260*	161.0
13	1'38.533 *	31.93*	15.175	29.215	22.205*	258.7

<b>12th 16 Joe ROBERTS</b>		Italtrans Racing Team		USA		
Runs=2 Total laps=16		Full laps=13		Valid laps=12		
1	2'25.592	31.703	15.436	28.800	23.178	250.3
2	<b>1'42.066</b>	35.695	15.069	28.483	22.819	251.8
3	<b>1'38.884</b>	32.182	15.037	28.395	23.270	252.3
4	<b>1'39.827</b>	32.960	15.111	28.917	22.839	253.4
5	<b>1'37.411</b>	32.020	14.862	28.058	22.471	253.9
6	<b>1'38.569</b>	31.985	14.773	28.829	22.982	255.0
7	<b>1'41.741</b>	35.830	14.966	28.310	22.635	253.4
8	<b>1'37.269</b>	31.918	14.820	28.168	22.363	255.0
9	<b>1'37.128</b>	31.963	14.786	28.024	22.355	253.4
10	1'47.579 P	32.014	14.868	29.999	30.698	252.8
11	5'12.448	34.241	15.228	28.423	22.877	249.2
12	<b>1'37.035</b>	31.854	14.818	27.961	22.402	251.8

**Fastest Lap:** Ai OGURA IDEMITSU Honda Tea JPN **1'36.000** 31.506 14.666 27.733 22.095

These data/results cannot be reproduced, stored and/or transmitted in whole or in part by any manner of electronic, mechanical, photocopying, recording, broadcasting or otherwise now known or herein after developed without the previous express consent by the copyright owner, except for reproduction in daily press and regular printed publications on sale to the public within 60 days of the event related to those data/results and always provided that copyright symbol appears together as follows below.  
© DORNA, 2023

Official MotoGP Timing by TISSOT  
www.motogp.com

Assen, Saturday, June 24, 2023



## Practice Nr. 3

## Moto2

Lap	Lap Time	T1	T2	T3	T4	Speed	Lap	Lap Time	T1	T2	T3	T4	Speed
13	<b>1'37.628</b>	31.810	14.793	28.583	22.442	251.8	1	1'42.641	30.655	15.651	28.903	23.008	253.4
14	<b>1'36.693</b>	<b>31.759</b>	<b>14.734</b>	27.967	<b>22.233</b>	252.3	2	1'38.585 *	32.461	15.055	28.302	<b>22.767*</b>	255.0
15	<b>1'37.484</b>	32.087	14.899	28.144	22.354	252.3	3	<b>1'38.663</b>	32.265	15.071	28.432	22.895	255.0
16	1'38.960 *	32.32 *	14.987	28.505	23.141	252.3	4	<b>1'40.928</b>	35.114	15.090	28.290	22.434	253.9
<b>13th 35 Somkiat CHANTRA</b> IDEMITSU Honda Tea THA Runs=2 Total laps=14 Full laps=11 Valid laps=9							5	<b>1'37.627</b>	32.035	14.871	28.155	22.566	255.0
1	2'34.745	31.726	15.561	28.974	23.015	250.8	6	<b>1'37.627</b>	31.982	14.786	28.162	22.697	<b>256.0</b>
2	1'38.734 *	32.71*	15.053	28.386*	22.583	256.6	7	<b>1'37.449</b>	31.949	14.872	28.160	22.468	255.5
3	<b>1'37.848</b>	32.244	15.001	28.221	22.382	254.4	8	1'50.009 P	33.778	15.905	28.978	31.348	244.8
4	<b>1'37.459</b>	31.903	14.920	28.169	22.467	256.0	9	9'01.476	32.115	15.420	28.490	22.589	248.7
5	<b>1'37.571</b>	32.063	14.939	28.214	22.355	255.5	10	<b>1'36.857</b>	<b>31.769</b>	14.853	<b>27.926</b>	22.309	253.9
6	<b>1'36.934</b>	31.818	14.765	28.113	<b>22.238</b>	256.6	11	1'40.909 *	33.885	15.737	28.731	22.556*	249.7
7	1'45.527 P	31.841	15.118	28.686	29.882	256.0	12	<b>1'36.800</b>	31.780	<b>14.774</b>	27.943	<b>22.303</b>	253.4
8	8'02.618	33.124	16.881	32.485	22.672	218.9	13	<b>1'39.173</b>	32.532	15.217	28.740	22.684	251.8
9	<b>1'37.359</b>	31.778	15.003	28.023	22.555	255.5	14	1'42.171 *	35.63*	15.187	28.580	22.770	256.0
10	<b>1'36.880</b>	31.764	14.831	28.013	22.272	255.5	<b>17th 11 Sergio GARCIA</b> Pons Wegow Los40 SPA Runs=2 Total laps=14 Full laps=11 Valid laps=10						
11	<b>1'38.708</b>	31.957	15.161	29.215	22.375	253.9	1	1'41.778	30.640	15.399	28.824	23.019	255.0
12	1'36.674 *	31.737	14.795	<b>27.896</b>	22.246*	256.6	2	<b>1'37.972</b>	32.331	14.969	28.130	22.542	256.0
13	<b>1'36.717</b>	<b>31.723</b>	<b>14.747</b>	27.992	22.255	<b>258.7</b>	3	1'37.724 *	31.964	14.859	28.353*	22.548	255.0
14	<b>1'46.932</b>	38.549	16.438	28.747	23.198	236.2	4	<b>1'39.019</b>	32.866	15.193	28.420	22.540	250.3
<b>14th 15 Darryn BINDER</b> Liqui Moly Husqvarna RSA Runs=2 Total laps=12 Full laps=9 Valid laps=7							5	<b>1'40.469</b>	34.744	14.869	28.200	22.656	253.9
1	2'09.364	40.922	17.127	32.098	24.134	236.7	6	<b>1'37.409</b>	31.973	14.873	28.147	22.416	256.6
2	1'39.823 *	33.452	15.234	28.350	22.787*	250.3	7	<b>1'38.670</b>	32.397	14.919	28.549	22.805	254.4
3	<b>1'38.172</b>	32.603	14.947	28.173	22.449	255.5	8	1'46.659 P	32.207	14.819	28.212	31.421	254.4
4	1'37.410 *	31.958	14.870	28.072	22.510*	258.2	9	8'28.441	31.074	15.017	28.287	22.546	254.4
5	<b>1'37.373</b>	31.827	14.781	28.504	22.261	256.6	10	<b>1'36.925</b>	31.951	14.830	<b>27.922</b>	<b>22.222</b>	252.8
6	<b>1'42.317</b>	31.924	14.835	28.381	27.177	259.3	11	<b>1'40.240</b>	32.054	14.760	28.098	25.328	255.0
7	<b>1'38.568</b>	32.200	15.100	28.563	22.705	253.4	12	<b>1'41.561</b>	31.975	14.778	28.035	26.773	255.0
8	1'48.258 P	32.227	15.050	28.709	32.272	255.0	13	<b>1'38.166</b>	32.450	14.879	28.503	22.334	255.0
9	9'47.079	36.112	15.950	33.836	24.888	245.7	14	<b>1'36.924</b>	<b>31.789</b>	<b>14.722</b>	28.124	22.289	<b>257.1</b>
10	<b>1'41.857</b>	32.041	15.004	29.414	25.398	256.6	<b>18th 4 Sean Dylan KELLY</b> OnlyFans American R USA Runs=2 Total laps=16 Full laps=13 Valid laps=12						
11	<b>1'36.775</b>	31.881	<b>14.703</b>	<b>27.972</b>	<b>22.219</b>	259.3	1	1'48.954	32.966	16.669	29.617	24.699	242.3
12	<b>1'37.306</b>	<b>31.794</b>	14.814	28.223	22.475	<b>260.9</b>	2	<b>1'39.572</b>	32.977	15.219	28.298	23.078	<b>253.4</b>
<b>15th 7 Barry BALTUS</b> Fieten Olie Racing GP BEL Runs=2 Total laps=14 Full laps=11 Valid laps=11							3	<b>1'38.511</b>	32.469	15.115	28.208	22.719	252.8
1	2'20.244	40.682	15.668	29.395	23.077	242.8	4	<b>1'37.897</b>	32.127	15.167	28.026	22.577	251.3
2	<b>1'38.045</b>	32.125	15.044	28.227	22.649	251.3	5	<b>1'38.609</b>	32.306	15.132	28.402	22.769	252.3
3	<b>1'37.778</b>	31.910	15.012	28.295	22.561	252.8	6	<b>1'38.254</b>	32.239	15.184	28.160	22.671	251.3
4	<b>1'37.285</b>	31.781	14.840	28.134	22.530	<b>256.0</b>	7	1'51.997 P	34.213	15.519	30.811	31.454	246.2
5	<b>1'36.794</b>	<b>31.592</b>	<b>14.790</b>	28.058	22.354	255.5	8	5'57.207	33.841	15.488	28.580	22.984	246.7
6	<b>1'38.739</b>	33.280	14.892	28.056	22.511	252.8	9	<b>1'37.627</b>	31.892	15.112	28.011	22.612	251.3
7	<b>1'37.358</b>	31.837	14.897	28.177	22.447	253.4	10	<b>1'37.454</b>	31.853	15.076	28.003	22.522	252.3
8	<b>1'37.684</b>	32.009	14.997	28.204	22.474	254.4	11	<b>1'37.146</b>	31.746	14.979	27.951	22.470	252.3
9	1'47.791 P	34.433	15.762	28.731	28.865	243.3	12	1'44.983 *	36.30*	15.871	28.934	23.873	243.8
10	7'44.728	44.544	16.211	31.803	32.309	231.8	13	<b>1'37.527</b>	31.873	15.111	28.018	22.525	251.3
11	<b>1'46.232</b>	32.228	14.965	29.889	29.150	251.3	14	<b>1'37.001</b>	<b>31.707</b>	<b>14.974</b>	<b>27.882</b>	<b>22.438</b>	251.3
12	<b>1'43.575</b>	32.066	15.025	28.428	28.056	250.8	15	<b>1'42.870</b>	33.248	16.249	30.205	23.168	245.2
13	<b>1'37.428</b>	32.081	14.910	28.037	22.400	253.9	16	<b>1'37.635</b>	31.819	15.048	28.066	22.702	252.3
14	<b>1'36.906</b>	31.795	14.849	<b>28.014</b>	<b>22.248</b>	254.4	<b>19th 52 Jeremy ALCOBA</b> QJMOTOR Gresini M SPA Runs=2 Total laps=14 Full laps=11 Valid laps=9						
<b>16th 3 Lukas TULOVIC</b> Liqui Moly Husqvarna GER Runs=2 Total laps=14 Full laps=11 Valid laps=8							1	2'25.490	32.824	15.664	29.293	23.451	244.8
1	2'25.490	32.824	15.664	29.293	23.451	244.8	2	<b>1'42.511</b>	36.168	15.011	28.482	22.850	253.9
2	<b>1'42.511</b>	36.168	15.011	28.482	22.850	253.9	3	<b>1'38.378</b>	32.333	14.886	28.243	22.916	255.5
3	<b>1'38.378</b>	32.333	14.886	28.243	22.916	255.5							

Fastest Lap: Ai OGURA

IDEMITSU Honda Tea JPN

1'36.000

31.506

14.666

27.733

22.095

These data/results cannot be reproduced, stored and/or transmitted in whole or in part by any manner of electronic, mechanical, photocopying, recording, broadcasting or otherwise now known or herein after developed without the previous express consent by the copyright owner, except for reproduction in daily press and regular printed publications on sale to the public within 60 days of the event related to those data/results and always provided that copyright symbol appears together as follows below.

© DORNA, 2023

Official MotoGP Timing by TISSOT  
www.motogp.com

Assen, Saturday, June 24, 2023

Page 3 of 5

moto2



# Practice Nr. 3

# Moto2

Lap	Lap Time	T1	T2	T3	T4	Speed	Lap	Lap Time	T1	T2	T3	T4	Speed
4	1'39.052	32.657	14.898	28.776	22.721	255.5	11	1'37.129 *	31.925	14.837	28.027	22.340*	250.8
5	1'38.031	31.967	15.005	28.350	22.709	253.4	12	1'37.450	32.006	14.973	28.135	22.336	251.8
6	1'37.831	32.005	14.950	28.323	22.553	253.4	13	1'40.162	32.030	15.122	30.121	22.889	250.3
7	1'37.976	32.196	14.985	28.228	22.567	252.8	14	1'41.387 *	32.306	15.729	30.027	23.325*	240.0
8	1'37.611 *	31.982	14.892	28.193	22.544*	254.4	15	1'37.518	32.065	14.924	28.129	22.400	251.8
9	1'52.985 P	36.103	16.202	28.815	31.865	225.4	16	1'37.410	31.970	14.862	28.099	22.479	251.8
10	7'36.692	38.409	15.098	30.109	27.085	252.8	<b>23rd 84 Zonta VD GOORBE</b> Fieten Olie Racing GP NED						
11	1'51.256 *	33.634	14.982	30.918	31.722*	252.3	Runs=2 Total laps=15 Full laps=12 Valid laps=10						
12	1'37.070	31.887	14.818	27.946	22.419	256.6	1	1'50.525	31.779	15.889	29.328	23.807	249.2
13	1'39.984	33.241	15.419	28.586	22.738	242.8	2	1'40.006	32.599	15.307	28.705	23.395	251.8
14	1'37.596	31.865	14.929	28.240	22.562	255.5	3	1'38.740 *	32.293	15.204	28.311	22.932*	253.4
<b>20th 28 Izan GUEVARA</b> Inde GASGAS Aspar SPA							4	1'38.075	32.097	15.041	28.172	22.765	253.4
Runs=2 Total laps=12 Full laps=9 Valid laps=8							5	1'42.667	32.123	15.302	32.053	23.189	253.4
1	2'06.218	32.249	16.351	29.567	23.379	246.2	6	1'38.528	32.152	15.185	28.321	22.870	251.8
2	1'39.127	32.531	15.069	28.483	23.044	253.9	7	1'38.819	31.982	15.085	28.116	23.636	251.8
3	1'38.773	32.325	15.063	28.514	22.871	255.5	8	1'50.080 P	32.174	15.397	30.312	32.197	251.8
4	1'38.233	32.156	14.968	28.342	22.767	255.0	9	7'34.238	33.688	15.513	29.257	23.310	250.3
5	1'38.772	32.127	15.019	28.411	23.215	252.8	10	1'42.355	35.242	15.648	28.479	22.986	244.8
6	1'38.371	32.272	14.967	28.375	22.757	257.1	11	1'38.474	32.157	15.076	28.244	22.997	251.3
7	1'44.800 *	35.684	15.437	30.732*	22.947	252.8	12	1'42.470	34.971	15.545	28.828	23.126	247.2
8	1'46.260 P	32.524	14.985	28.344	30.407	258.7	13	1'38.255	32.210	15.088	28.198	22.759	250.8
9	1'1'29.125	32.279	15.079	32.106	31.648	257.6	14	1'38.278 *	32.079	15.108	28.221	22.870*	251.8
10	1'37.073	32.004	14.911	27.942	22.216	257.1	15	1'37.727	31.930	15.039	28.133	22.625	252.3
11	1'37.471	31.673	14.962	28.357	22.479	260.4	<b>24th 71 Dennis FOGGIA</b> Italtrans Racing Team ITA						
12	1'52.109	37.513	16.332	32.851	25.413	239.5	Runs=2 Total laps=12 Full laps=9 Valid laps=5						
<b>21st 13 Celestino VIETTI</b> Fantic Racing ITA							1	2'07.245	41.160	16.925	29.957	23.915	244.8
Runs=2 Total laps=14 Full laps=11 Valid laps=8							2	1'39.756	33.061	15.149	28.568	22.978	252.8
1	2'10.295	33.621	15.281	28.932	23.212	252.3	3	1'38.692	32.260	15.091	28.543	22.798	254.4
2	1'38.604 *	32.433	15.090	28.326	22.755*	255.5	4	1'37.877	32.069	14.981	28.266	22.561	255.5
3	1'38.000 *	32.150	14.951	28.394	22.505*	257.6	5	1'37.919 *	31.992	14.963	28.336	22.628*	256.0
4	1'37.281	31.955	14.929	28.099	22.298	257.6	6	1'52.463 P	36.10*	16.119	30.093	30.147	235.3
5	1'37.489	32.064	14.916	27.944	22.565	257.6	7	12'05.839 *	30.717	15.198	28.660	22.333*	252.8
6	1'40.735	31.958	14.890	29.686	24.201	257.6	8	1'38.084 *	32.17*	14.993	28.153	22.759	252.8
7	1'37.664	32.012	14.974	28.200	22.478	255.5	9	1'38.104	32.126	14.996	28.301	22.681	254.4
8	1'58.808 P	41.741	16.068	29.695	31.304	240.0	10	1'47.111	32.050	15.009	33.927	26.125	253.9
9	7'59.165 *	31.258	15.334	28.727	22.687*	254.4	11	1'37.410 *	31.956	14.931	28.108	22.415*	255.0
10	1'37.358	32.074	14.838	28.063	22.383	256.0	12	1'40.956 *	32.88*	15.329	29.058	23.685	249.2
11	1'37.319 *	31.904	14.958	28.119	22.338*	255.0	<b>25th 55 Yeray RUIZ</b> Forward Team SPA						
12	1'37.345	31.882	14.862	28.120	22.481	255.0	Runs=2 Total laps=16 Full laps=13 Valid laps=10						
13	1'37.145	31.922	14.788	28.076	22.359	257.1	1	1'46.459	33.557	15.662	29.770	23.564	252.8
14	1'37.476	31.958	14.844	28.143	22.531	257.1	2	1'39.593	32.865	15.076	28.790	22.862	256.0
<b>22nd 99 Carlos TATAY</b> OnlyFans American R SPA							3	1'39.302	32.573	15.165	28.850	22.714	253.9
Runs=2 Total laps=16 Full laps=13 Valid laps=10							4	1'39.133 *	32.334	15.183	28.656	22.960*	256.0
1	2'02.028	37.099	16.125	29.515	23.425	243.3	5	1'38.904	32.399	15.071	28.699	22.735	253.4
2	1'39.584 *	32.751	15.125	28.785*	22.923*	250.3	6	1'51.630 P	32.679	15.261	32.311	31.379	255.0
3	1'43.588	35.436	16.643	28.717	22.792	222.1	7	5'46.779	34.855	15.634	29.483	23.068	251.3
4	1'37.759	32.133	14.926	28.136	22.564	250.3	8	1'38.260	32.333	14.948	28.506	22.473	255.5
5	1'37.828	32.071	14.922	28.219	22.616	251.8	9	1'38.414 *	32.211	15.026	28.497*	22.680	255.0
6	1'37.646	32.200	14.886	28.141	22.419	251.3	10	1'38.453	32.197	15.007	28.612	22.637	255.0
7	1'45.910	34.956	19.626	28.570	22.758	137.6	11	1'43.680	35.822	15.411	29.463	22.984	252.3
8	1'45.420 P	32.234	14.924	28.179	30.083	252.8	12	1'38.645	32.392	15.128	28.593	22.532	255.5
9	6'07.504	34.201	15.795	29.022	23.036	246.2	13	1'48.003	32.634	15.999	36.395	22.975	250.3
10	1'37.617	32.171	14.965	28.183	22.298	251.3	14	1'38.714	32.300	15.081	28.644	22.689	255.0

**Fastest Lap:** Ai OGURA IDEMITSU Honda Tea JPN **1'36.000** 31.506 14.666 27.733 22.095

These data/results cannot be reproduced, stored and/or transmitted in whole or in part by any manner of electronic, mechanical, photocopying, recording, broadcasting or otherwise now known or herein after developed without the previous express consent by the copyright owner, except for reproduction in daily press and regular printed publications on sale to the public within 60 days of the event related to those data/results and always provided that copyright symbol appears together as follows below.  
© DORNA, 2023

## Practice Nr. 3

Moto2

Lap	Lap Time	T1	T2	T3	T4	Speed	Lap	Lap Time	T1	T2	T3	T4	Speed
15	1'48.265 *	37.307	18.646	29.339	22.973*	162.1							
16	<b>1'39.296</b>	32.382	15.061	28.758	23.095	255.0							

**26th 72 Borja GOMEZ** Fantic Racing SPA  
 Runs=2 Total laps=14 Full laps=11 Valid laps=9

1	1'55.041	32.392	15.660	30.101	24.078	249.7
2	1'40.440 *	32.801	15.305	28.770	23.564*	253.9
3	<b>1'51.024</b>	36.438	16.320	34.940	23.326	241.4
4	<b>1'39.060</b>	32.536	15.135	28.574	22.815	255.0
5	<b>1'46.092</b>	33.078	16.104	34.150	22.760	246.7
6	<b>1'38.916</b>	32.318	15.094	28.566	22.938	254.4
7	1'38.905 *	<u>32.110</u>	<u>14.975</u>	28.407	23.413*	<u>256.0</u>
8	1'52.933 P	36.55*	15.904	29.435	31.037	247.2
9	7'55.981	32.434	15.492	29.329	22.806	250.8
10	<b>1'38.836</b>	32.351	15.050	28.451	22.984	253.4
11	<u>1'38.686</u>	32.254	15.152	<u>28.375</u>	22.905	253.4
12	<b>1'38.750</b>	32.340	15.103	28.583	<u>22.724</u>	252.3
13	<b>1'40.710</b>	32.858	15.725	29.197	22.930	250.3
14	<b>1'50.680</b>	42.330	15.589	28.892	23.869	253.9

**27th 17 Alex ESCRIG** Forward Team SPA  
 Runs=2 Total laps=13 Full laps=10 Valid laps=10

1	1'46.151	33.354	15.684	29.774	23.422	251.3
2	<b>1'39.782</b>	32.780	15.104	28.926	22.972	253.9
3	<b>1'39.714</b>	32.591	15.261	29.034	22.828	251.8
4	<b>1'38.881</b>	<u>32.304</u>	15.147	28.531	22.899	<u>256.6</u>
5	<b>1'39.893</b>	33.364	15.172	28.499	22.858	255.0
6	<u>1'38.774</u>	32.339	15.050	28.602	<u>22.783</u>	254.4
7	1'59.220 P	38.816	16.093	31.788	<u>32.523</u>	<u>245.2</u>
8	9'35.381	34.247	15.506	29.286	23.215	253.9
9	<b>1'41.592</b>	32.843	15.022	29.833	23.894	254.4
10	<b>1'39.328</b>	32.545	<u>15.001</u>	28.586	23.196	255.0
11	<b>1'43.542</b>	36.461	15.153	28.621	23.307	255.5
12	<b>1'39.735</b>	32.613	15.027	28.895	23.200	253.9
13	<b>1'38.843</b>	32.320	15.123	<u>28.493</u>	22.907	255.5

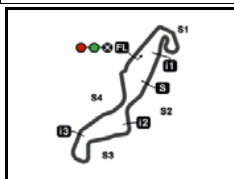
**28th 23 Taiga HADA** Pertamina Mandalika JPN  
 Runs=2 Total laps=14 Full laps=11 Valid laps=8

1	1'46.989	31.028	15.918	29.542	23.392	248.2
2	1'41.626 *	34.00*	15.350	28.912	23.363	250.8
3	<b>1'39.125</b>	32.627	15.090	28.562	22.846	<u>253.9</u>
4	<b>1'38.961</b>	32.495	15.029	28.485	22.952	252.8
5	<u>1'38.782</u>	32.424	15.077	28.475	22.806	252.8
6	<b>1'38.855</b>	32.433	15.050	28.551	22.821	251.3
7	1'50.324 P	33.098	15.436	29.223	<u>32.567</u>	<u>249.7</u>
8	8'37.163	31.723	15.944	31.424	25.435	243.8
9	<b>1'43.398</b>	33.277	16.721	29.828	23.572	231.3
10	1'38.479 *	<u>32.298</u>	<u>14.974</u>	<u>28.401</u>	22.806*	252.3
11	<b>1'42.393</b>	32.482	15.118	28.710	26.083	252.3
12	<b>1'43.919</b>	34.449	15.482	29.462	24.526	247.2
13	<b>1'39.346</b>	32.492	15.114	28.956	<u>22.784</u>	250.8
14	1'41.887 *	34.88*	15.528	28.669	22.806	245.7

**Fastest Lap:** Ai OGURA IDEMITSU Honda Tea JPN **1'36.000** 31.506 14.666 27.733 22.095

These data/results cannot be reproduced, stored and/or transmitted in whole or in part by any manner of electronic, mechanical, photocopying, recording, broadcasting or otherwise now known or herein after developed without the previous express consent by the copyright owner, except for reproduction in daily press and regular printed publications on sale to the public within 60 days of the event related to those data/results and always provided that copyright symbol appears together as follows below.  
 © DORNA, 2023





4542 m.

# MOTUL TT ASSEN

## Practice Nr. 3

### Best Partial Times

Moto2™

IT Ideal Lap Time, sum of the best partial times

BT Best Lap Time

T1		T2		T3		T4				IT	BT	
Pos	Rider	Time	Rider	Time	Rider	Time	Rider	Time	Pos	Rider	IT	BT
1	J.DIXON	31.455	F.SALAC	14.602	A.OGURA	27.696	A.OGURA	21.969	1	A.OGURA	1'35.791	1'36.000 (1)
2	A.OGURA	31.506	P.ACOSTA	14.620	F.SALAC	27.790	S.LOWES	22.022	2	J.DIXON	1'36.022	1'36.348 (4)
3	P.ACOSTA	31.513	A.OGURA	14.620	M.GONZALEZ	27.810	A.CANET	22.068	3	P.ACOSTA	1'36.092	1'36.250 (2)
4	T.ARBOLINO	31.538	T.ARBOLINO	14.643	A.ARENAS	27.812	J.DIXON	22.086	4	A.LOPEZ	1'36.266	1'36.440 (7)
5	F.SALAC	31.565	A.CANET	14.648	S.LOWES	27.822	P.ACOSTA	22.134	5	F.SALAC	1'36.286	1'36.323 (3)
6	A.LOPEZ	31.588	A.LOPEZ	14.651	P.ACOSTA	27.825	M.GONZALEZ	22.142	6	S.LOWES	1'36.287	1'36.460 (8)
7	B.BALTUS	31.592	J.DIXON	14.652	J.DIXON	27.829	A.LOPEZ	22.170	7	A.CANET	1'36.309	1'36.375 (5)
8	M.GONZALEZ	31.620	D.BINDER	14.703	F.ALDEGUER	27.842	A.ARENAS	22.185	8	M.GONZALEZ	1'36.332	1'36.408 (6)
9	F.ALDEGUER	31.656	S.GARCIA	14.722	A.LOPEZ	27.857	F.ALDEGUER	22.192	9	F.ALDEGUER	1'36.448	1'36.508 (9)
10	A.CANET	31.672	A.ARENAS	14.728	S.KELLY	27.882	I.GUEVARA	22.216	10	A.ARENAS	1'36.453	1'36.631 (10)
11	I.GUEVARA	31.673	J.ROBERTS	14.734	S.CHANTRA	27.896	D.BINDER	22.219	11	T.ARBOLINO	1'36.500	1'36.676 (11)
12	S.LOWES	31.696	S.LOWES	14.747	A.CANET	27.921	S.GARCIA	22.222	12	S.CHANTRA	1'36.604	1'36.717 (13)
13	S.KELLY	31.707	S.CHANTRA	14.747	S.GARCIA	27.922	J.ROBERTS	22.233	13	B.BALTUS	1'36.644	1'36.794 (15)
14	S.CHANTRA	31.723	F.ALDEGUER	14.758	L.TULOVIC	27.926	S.CHANTRA	22.238	14	S.GARCIA	1'36.655	1'36.924 (17)
15	A.ARENAS	31.728	M.GONZALEZ	14.760	I.GUEVARA	27.942	B.BALTUS	22.248	15	J.ROBERTS	1'36.687	1'36.693 (12)
16	J.ROBERTS	31.759	L.TULOVIC	14.774	C.VIETTI	27.944	T.ARBOLINO	22.256	16	D.BINDER	1'36.688	1'36.775 (14)
17	L.TULOVIC	31.769	C.VIETTI	14.788	J.ALCOBA	27.946	C.VIETTI	22.298	17	I.GUEVARA	1'36.742	1'37.073 (20)
18	S.GARCIA	31.789	B.BALTUS	14.790	J.ROBERTS	27.961	C.TATAY	22.298	18	L.TULOVIC	1'36.772	1'36.800 (16)
19	D.BINDER	31.794	J.ALCOBA	14.818	D.BINDER	27.972	L.TULOVIC	22.303	19	C.VIETTI	1'36.912	1'37.145 (21)
20	J.ALCOBA	31.865	C.TATAY	14.837	B.BALTUS	28.014	F.SALAC	22.329	20	S.KELLY	1'37.001	1'37.001 (18)
21	C.VIETTI	31.882	I.GUEVARA	14.911	C.TATAY	28.027	J.ALCOBA	22.419	21	J.ALCOBA	1'37.048	1'37.070 (19)
22	C.TATAY	31.925	D.FOGGIA	14.931	T.ARBOLINO	28.063	S.KELLY	22.438	22	C.TATAY	1'37.087	1'37.410 (22)
23	VD GOORBER	31.930	Y.RUIZ	14.948	D.FOGGIA	28.108	Y.RUIZ	22.473	23	D.FOGGIA	1'37.556	1'37.877 (24)
24	D.FOGGIA	31.956	S.KELLY	14.974	Z.VD GOORBER	28.116	D.FOGGIA	22.561	24	Z.VD GOORBE	1'37.710	1'37.727 (23)


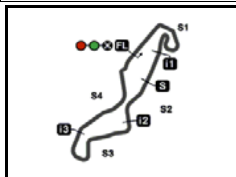
These data/results cannot be reproduced, stored and/or transmitted in whole or in part by any manner of electronic, mechanical, photocopying, recording, broadcasting or otherwise now known or herein after developed without the previous express consent by the copyright owner, except for reproduction in daily press and regular printed publications on sale to the public within 60 days of the event related to those data/results and always provided that copyright symbol appears together as follows below.

© DORNA, 2023

Official MotoGP Timing by TISSOT  
www.motogp.com



TT Circuit Assen

Results and timing service provided by  TISSOT

4542 m.

## MOTUL TT ASSEN

## Practice Nr. 3

## Best Partial Times

Moto2™

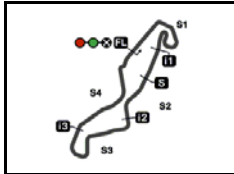
*IT* Ideal Lap Time, sum of the best partial times*BT* Best Lap Time

<b>T1</b>		<b>T2</b>		<b>T3</b>		<b>T4</b>				<i>IT</i>	<i>BT</i>	
<i>Pos</i>	<i>Rider</i>	<i>Time</i>	<i>Rider</i>	<i>Time</i>	<i>Rider</i>	<i>Time</i>	<i>Rider</i>	<i>Time</i>	<i>Pos</i>	<i>Rider</i>		
25	B.GOMEZ	32.110	T.HADA	14.974	B.GOMEZ	28.375	Z.VD GOORBER	22.625	25	Y.RUIZ	1'38.124	1'38.260 (25)
26	Y.RUIZ	32.197	B.GOMEZ	14.975	T.HADA	28.401	B.GOMEZ	22.724	26	B.GOMEZ	1'38.184	1'38.686 (26)
27	T.HADA	32.298	A.ESCRIG	15.001	A.ESCRIG	28.493	A.ESCRIG	22.783	27	T.HADA	1'38.457	1'38.782 (28)
28	A.ESCRIG	32.304	Z.VD GOORBER	15.039	Y.RUIZ	28.506	T.HADA	22.784	28	A.ESCRIG	1'38.581	1'38.774 (27)

These data/results cannot be reproduced, stored and/or transmitted in whole or in part by any manner of electronic, mechanical, photocopying, recording, broadcasting or otherwise now known or herein after developed without the previous express consent by the copyright owner, except for reproduction in daily press and regular printed publications on sale to the public within 60 days of the event related to those data/results and always provided that copyright symbol appears together as follows below.  
© DORNA, 2023

Official MotoGP Timing by TISSOT  
www.motogp.com






4542 m.

## MOTUL TT ASSEN

### Practice Nr. 3

### Fastest Laps Sequence

<i>Practice Time</i>	 <i>Rider</i>	<i>Nation</i>	<i>Motorcycle</i>	<i>Time</i>	<i>Km/h</i>	<i>Rider's Lap</i>
<b>3'17.981</b>	21 <b>Alonso LOPEZ</b>	SPA	BOSCOSCURO	<b>1'38.019</b>	166.8	2
<b>3'18.824</b>	54 <b>Fermín ALDEGUER</b>	SPA	BOSCOSCURO	<b>1'37.616</b>	167.5	2
<b>4'22.421</b>	18 <b>Manuel GONZALEZ</b>	SPA	KALEX	<b>1'37.458</b>	167.7	2
<b>5'36.990</b>	75 <b>Albert ARENAS</b>	SPA	KALEX	<b>1'37.236</b>	168.1	3
<b>5'39.562</b>	79 <b>Ai OGURA</b>	JPN	KALEX	<b>1'37.077</b>	168.4	3
<b>6'33.041</b>	54 <b>Fermín ALDEGUER</b>	SPA	BOSCOSCURO	<b>1'36.892</b>	168.7	4
<b>7'15.983</b>	79 <b>Ai OGURA</b>	JPN	KALEX	<b>1'36.421</b>	169.5	4
<b>9'14.971</b>	96 <b>Jake DIXON</b>	GBR	KALEX	<b>1'36.348</b>	169.7	5
<b>23'24.054</b>	37 <b>Pedro ACOSTA</b>	SPA	KALEX	<b>1'36.250</b>	169.8	11
<b>25'27.113</b>	79 <b>Ai OGURA</b>	JPN	KALEX	<b>1'36.000</b>	170.3	12

These data/results cannot be reproduced, stored and/or transmitted in whole or in part by any manner of electronic, mechanical, photocopying, recording, broadcasting or otherwise now known or herein after developed without the previous express consent by the copyright owner, except for reproduction in daily press and regular printed publications on sale to the public within 60 days of the event related to those data/results and always provided that copyright symbol appears together as follows below.

© DORNA, 2023

Official MotoGP Timing by TISSOT  
www.motogp.com

Assen, Saturday, June 24, 2023

