


4542 m.

MOTUL TT ASSEN

Practice Nr. 1

Classification

3

	Rider	Nation	Team	Motorcycle	Time	Lap Total	Gap	Top Speed
1	96 Jake DIXON	GBR	Inde GASGAS Aspar Team	KALEX	1'36.865	18 18		257.6
2	21 Alonso LOPEZ	SPA	Beta Tools SpeedUp	BOSCOSCURO	1'36.896	18 21	0.031 0.031	257.1
3	54 Fermín ALDEGUER	SPA	Beta Tools SpeedUp	BOSCOSCURO	1'36.984	19 22	0.119 0.088	258.7
4	37 Pedro ACOSTA	SPA	Red Bull KTM Ajo	KALEX	1'36.999	14 19	0.134 0.015	259.8
5	79 Ai OGURA	JPN	IDEMITSU Honda Team Asia	KALEX	1'37.035	14 19	0.170 0.036	259.3
6	14 Tony ARBOLINO	ITA	Elf Marc VDS Racing Team	KALEX	1'37.142	18 18	0.277 0.107	259.3
7	16 Joe ROBERTS	USA	Italtrans Racing Team	KALEX	1'37.358	16 19	0.493 0.216	256.6
8	7 Barry BALTUS	BEL	Fieten Olie Racing GP	KALEX	1'37.392	18 21	0.527 0.034	259.8
9	12 Filip SALAC	CZE	QJMOTOR Gresini Moto2	KALEX	1'37.554	16 19	0.689 0.162	256.6
10	35 Somkiat CHANTRA	THA	IDEMITSU Honda Team Asia	KALEX	1'37.555	14 20	0.690 0.001	259.8
11	52 Jeremy ALCOBA	SPA	QJMOTOR Gresini Moto2	KALEX	1'37.765	19 19	0.900 0.210	257.1
12	22 Sam LOWES	GBR	Elf Marc VDS Racing Team	KALEX	1'37.794	13 18	0.929 0.029	257.1
13	13 Celestino VIETTI	ITA	Fantic Racing	KALEX	1'37.860	16 20	0.995 0.066	260.4
14	40 Aron CANET	SPA	Pons Wegow Los40	KALEX	1'37.872	11 16	1.007 0.012	257.6
15	75 Albert ARENAS	SPA	Red Bull KTM Ajo	KALEX	1'37.933	16 19	1.068 0.061	257.6
16	11 Sergio GARCIA	SPA	Pons Wegow Los40	KALEX	1'38.004	21 21	1.139 0.071	258.2
17	3 Lukas TULOVIC	GER	Liqui Moly Husqvarna Intact GP	KALEX	1'38.013	20 20	1.148 0.009	256.0
18	15 Darryn BINDER	RSA	Liqui Moly Husqvarna Intact GP	KALEX	1'38.102	17 19	1.237 0.089	259.8
19	84 Zonta VD GOORBERGH	NED	Fieten Olie Racing GP	KALEX	1'38.163	18 18	1.298 0.061	256.6
20	18 Manuel GONZALEZ	SPA	Correos Prepago Yamaha VR46 M	KALEX	1'38.181	9 19	1.316 0.018	258.7
21	28 Izan GUEVARA	SPA	Inde GASGAS Aspar Team	KALEX	1'38.488	14 19	1.623 0.307	259.8
22	71 Dennis FOGGIA	ITA	Italtrans Racing Team	KALEX	1'38.496	5 10	1.631 0.008	257.6
23	24 Marcos RAMIREZ	SPA	Forward Team	FORWARD	1'38.567	14 15	1.702 0.071	257.6
24	99 Carlos TATAY	SPA	OnlyFans American Racing	KALEX	1'38.722	15 20	1.857 0.155	254.4
25	4 Sean Dylan KELLY	USA	OnlyFans American Racing	KALEX	1'38.736	16 20	1.871 0.014	257.1
26	23 Taiga HADA	JPN	Pertamina Mandalika SAG Team	KALEX	1'40.051	19 19	3.186 1.315	253.9
27	72 Borja GOMEZ	SPA	Fantic Racing	KALEX	1'40.459	4 5	3.594 0.408	258.2
28	55 Yeray RUIZ	SPA	Forward Team	FORWARD	1'40.489	13 18	3.624 0.030	257.6
Not classified								
	64 Bo BENDSNEYDER	NED	Pertamina Mandalika SAG Team	KALEX				

Practice condition: Dry

Air: 23°

Humidity: 68%

Ground: 29°

Fastest Lap:	Lap: 18	Jake DIXON	1'36.865	168.8 Km/h
Best Race Lap:	2021	Raul FERNANDEZ	1'36.690	169.1 Km/h
All Time Lap Record:	2015	Johann ZARCO	1'36.346	169.7 Km/h

The results are provisional until the end of the limit for protest and appeals.

Time limit for protest expires 30' after publication of the results - Time:

These data/results cannot be reproduced, stored and/or transmitted in whole or in part by any manner of electronic, mechanical, photocopying, recording, broadcasting or otherwise now known or herein after developed without the previous express consent by the copyright owner, except for reproduction in daily press and regular printed publications on sale to the public within 60 days of the event related to those data/results and always provided that copyright symbol appears together as follows below.

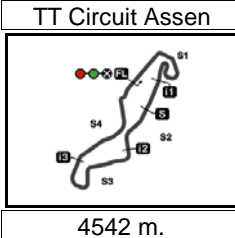
© DORNA, 2023

Official MotoGP Timing by TISSOT
www.motogp.com

Assen, Friday, June 23, 2023

moto2™





MOTUL TT ASSEN

Practice Nr. 1

Top Speed & Average

4



Rider	Nation	Motorcycle	Top 5 speeds					Average	Top
13 Celestino VIETTI	ITA	KALEX	260.4	259.8	259.3	259.3	259.3	259.6	260.4
7 Barry BALTUS	BEL	KALEX	259.8	259.3	258.7	258.2	258.2	258.7	259.8
15 Darryn BINDER	RSA	KALEX	259.8	259.3	259.3	258.7	258.2	258.9	259.8
28 Izan GUEVARA	SPA	KALEX	259.8	259.3	259.3	259.3	259.3	259.4	259.8
35 Somkiat CHANTRA	THA	KALEX	259.8	259.8	259.3	258.2	257.6	258.7	259.8
37 Pedro ACOSTA	SPA	KALEX	259.8	259.3	258.7	258.2	258.2	258.7	259.8
14 Tony ARBOLINO	ITA	KALEX	259.3	258.7	258.2	258.2	258.2	258.4	259.3
79 Ai OGURA	JPN	KALEX	259.3	257.1	257.1	257.1	256.6	257.2	259.3
18 Manuel GONZALEZ	SPA	KALEX	258.7	258.7	258.2	257.6	257.6	258.2	258.7
54 Fermín ALDEGUER	SPA	BOSCOSCURO	258.7	257.6	257.1	256.6	256.0	256.8	258.7
11 Sergio GARCIA	SPA	KALEX	258.2	257.1	256.6	255.0	255.0	255.9	258.2
72 Borja GOMEZ	SPA	KALEX	258.2	258.2	255.5	255.0	255.0	256.4	258.2
24 Marcos RAMIREZ	SPA	FORWARD	257.6	257.1	256.6	256.0	256.0	256.7	257.6
40 Aron CANET	SPA	KALEX	257.6	257.6	256.6	255.5	255.5	256.4	257.6
55 Yeray RUIZ	SPA	FORWARD	257.6	257.6	257.6	257.6	257.1	257.5	257.6
71 Dennis FOGGIA	ITA	KALEX	257.6	256.6	256.0	255.5	255.5	256.2	257.6
75 Albert ARENAS	SPA	KALEX	257.6	257.6	256.6	256.6	256.6	256.9	257.6
96 Jake DIXON	GBR	KALEX	257.6	257.6	257.1	257.1	257.1	257.3	257.6
4 Sean Dylan KELLY	USA	KALEX	257.1	256.0	255.0	255.0	253.9	255.2	257.1
21 Alonso LOPEZ	SPA	BOSCOSCURO	257.1	256.0	255.5	255.5	255.0	255.8	257.1
22 Sam LOWES	GBR	KALEX	257.1	257.1	256.6	256.0	255.0	256.4	257.1
52 Jeremy ALCOBA	SPA	KALEX	257.1	257.1	257.1	257.1	257.1	257.1	257.1
12 Filip SALAC	CZE	KALEX	256.6	256.6	256.6	256.0	256.0	256.3	256.6
16 Joe ROBERTS	USA	KALEX	256.6	255.5	255.0	254.4	254.4	255.2	256.6
84 Zonta VD GOORBERGH	NED	KALEX	256.6	256.6	255.0	255.0	254.4	255.2	256.6
3 Lukas TULOVIC	GER	KALEX	256.0	256.0	256.0	255.5	255.5	255.7	256.0
99 Carlos TATAY	SPA	KALEX	254.4	253.9	253.4	253.4	253.4	253.7	254.4
23 Taiga HADA	JPN	KALEX	253.9	252.3	252.3	252.3	251.8	252.5	253.9

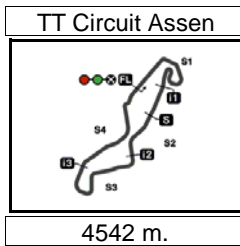
These data/results cannot be reproduced, stored and/or transmitted in whole or in part by any manner of electronic, mechanical, photocopying, recording, broadcasting or otherwise now known or herein after developed without the previous express consent by the copyright owner, except for reproduction in daily press and regular printed publications on sale to the public within 60 days of the event related to those data/results and always provided that copyright symbol appears together as follows below.

© DORNA, 2023

Official MotoGP Timing by TISSOT
www.motogp.com

Assen, Friday, June 23, 2023





MOTUL TT ASSEN

Practice Nr. 1

Chronological Analysis of Performances

5

* Lap / Sector time cancelled T1 Time from finish line to 1st intermediate T3 Time from 2nd intermed. to 3rd intermed.
P Crossing the finish line in pit lane T2 Time from 1st intermed. to 2nd intermed. T4 Time from 3rd intermediate to finish line

Lap	Lap Time	T1	T2	T3	T4	Speed	Lap	Lap Time	T1	T2	T3	T4	Speed
1st 96 Jake DIXON Runs=2 Total laps=18 Full laps=15 Valid laps=10							3rd 54 Fermín ALDEGUER Runs=2 Total laps=22 Full laps=19 Valid laps=13						
1	2'40.554	34.478	16.388	29.838	23.830	249.2	1	1'54.355	34.496	16.552	30.532	24.896	249.2
2	1'39.803	32.891	15.208	28.858	22.846	253.9	2	1'42.304	34.042	15.624	28.908	23.730	257.1
3	1'38.884	32.426	15.094	28.608	22.756	257.1	3	1'40.920	33.166	15.352	29.450	22.952	258.7
4	1'37.981	32.234	14.770	28.437	22.540	257.1	4	1'39.197	32.558	15.114	28.704	22.821	255.5
5	1'37.675	32.165	14.813	28.356	22.341	257.6	5	1'38.753	32.618	15.027	28.465	22.643	256.0
6	1'38.822 *	32.152	15.229	28.602	22.839*	257.6	6	1'38.627	32.289	14.939	28.535	22.864	257.6
7	1'38.021 *	32.21*	14.830	28.385	22.595*	255.5	7	1'43.177 *	35.894	15.367	28.725	23.191*	253.4
8	1'37.815 *	32.12*	14.763	28.362	22.565	255.5	8	1'38.407 *	32.35*	14.944*	28.477*	22.627	256.0
9	1'37.740	32.096	14.845	28.396	22.403	255.5	9	1'38.490	32.296	14.908	28.434	22.852	256.6
10	1'51.512 P	33.226	17.533	29.571	31.182	207.1	10	1'38.373	32.386	14.883	28.406	22.698	254.4
11	11'30.517	32.222	15.204	28.853	22.902	250.8	11	1'38.010	32.188	14.935	28.383	22.504	255.0
12	1'37.012	31.940	14.786	27.935	22.351	254.4	12	1'37.819	32.125	14.861	28.315	22.518	255.5
13	1'36.755 *	31.872	14.763	27.892	22.228*	255.5	13	1'38.023 *	32.128	14.868	28.397	22.630*	255.5
14	1'36.883	31.863	14.703	28.003	22.314	257.1	14	1'37.909 *	32.147	14.913	28.351	22.498*	254.4
15	1'45.848	35.788	18.821	28.628	22.611	175.1	15	1'37.604 *	32.051	14.830	28.286	22.437*	254.4
16	1'36.961	31.869	14.713	28.136	22.243	256.6	16	1'49.749 P	33.572	15.450	29.534	31.193	252.8
17	1'36.857 *	31.703	14.719	28.053	22.382*	256.6	17	5'57.751	32.146	15.409	28.582	22.869	252.8
18	1'36.865	31.724	14.753	28.142	22.246	256.6	18	1'37.237	32.036	14.797	28.015	22.389	256.0
2nd 21 Alonso LOPEZ Runs=2 Total laps=21 Full laps=18 Valid laps=13							19 1'36.984 31.791 14.792 28.097 22.304 255.5						
1	1'51.400	33.343	16.272	30.022	24.179	251.3	20	1'37.029	31.880	14.769	28.106	22.274	255.5
2	1'40.501	32.962	15.392	29.009	23.138	253.9	21	1'42.922 *	35.522	15.344	28.646	23.410*	251.8
3	1'39.414	32.715	15.187	28.616	22.896	256.0	22	1'37.149	31.836	14.780	28.141	22.392	256.0
4	1'38.436	32.370	14.968	28.508	22.590	253.4	4th 37 Pedro ACOSTA Runs=2 Total laps=19 Full laps=16 Valid laps=6						
5	1'39.740	32.279	15.032	29.257	23.172	253.4	1	2'15.908	32.899	15.726	29.817	23.564	253.4
6	1'38.504	32.260	14.913	28.715	22.616	253.9	2	1'39.973	33.038	15.094	28.891	22.950	255.5
7	1'38.408 *	32.338	14.954	28.594*	22.522*	252.3	3	1'38.754	32.470	15.017	28.596	22.671	254.4
8	1'38.272 *	32.12*	14.932*	28.664*	22.555*	253.9	4	1'40.718	34.465	15.031	28.565	22.657	254.4
9	1'44.617 *	36.26*	15.869	29.509	22.979	241.8	5	1'38.599	32.492	14.856	28.548	22.703	256.6
10	1'38.110	32.243	14.832	28.543	22.492	253.4	6	1'43.655 *	37.351	14.836	28.616	22.852*	259.8
11	1'39.380	32.254	14.808	29.194	23.124	253.9	7	1'38.408 *	32.397	14.855	28.407	22.749*	256.0
12	1'38.013	32.054	14.832	28.550	22.577	253.9	8	1'37.793 *	32.11*	14.721	28.415	22.538	258.2
13	1'42.896 *	36.29*	15.354	28.714*	22.535	251.8	9	1'38.439 *	32.48*	14.875	28.537	22.547	257.6
14	1'37.637	31.999	14.832	28.356	22.450	255.5	10	1'45.017 *	34.66*	15.692	31.938	22.722	239.0
15	1'48.584 P	31.988	14.718	29.730*	32.148	255.0	11	1'45.485 P	32.131	14.828	28.522	30.004	259.3
16	7'22.426	35.406	15.369	28.788	22.794	250.3	12	9'49.204 *	32.915	16.194	29.529*	22.500	239.5
17	1'37.086	31.943	14.700	28.062	22.381	255.5	13	1'37.779	32.247	14.857	28.247	22.428	256.6
18	1'36.896	31.868	14.617	28.158	22.253	257.1	14	1'36.999	31.836	14.703	28.212	22.248	257.6
19	1'38.337	32.344	15.194	28.518	22.281	249.2	15	1'37.715 *	31.895	14.701	28.199	22.920*	258.2
20	1'38.351 *	31.850	14.714	28.221	23.566*	253.9	16	1'44.913 *	35.25*	18.800	28.582	22.273	161.0
21	1'37.835	32.020	15.090	28.341	22.384	252.3	17	1'38.783 *	31.931	14.893	29.402*	22.557	258.2
							18	1'37.445 *	32.060	14.648	28.217	22.520*	257.6
							19	1'36.927 *	31.702	14.576	28.257	22.392*	258.7

Fastest Lap: Jake DIXON Inde GASGAS Aspar GBR **1'36.865** 31.724 14.753 28.142 22.246

These data/results cannot be reproduced, stored and/or transmitted in whole or in part by any manner of electronic, mechanical, photocopying, recording, broadcasting or otherwise now known or herein after developed without the previous express consent by the copyright owner, except for reproduction in daily press and regular printed publications on sale to the public within 60 days of the event related to those data/results and always provided that copyright symbol appears together as follows below.
© DORNA, 2023



Practice Nr. 1

Moto2

Lap	Lap Time	T1	T2	T3	T4	Speed	Lap	Lap Time	T1	T2	T3	T4	Speed		
5th	79	Ai OGURA				IDEMITSU Honda Tea JPN			11	1'38.101	32.211	14.846	28.467	22.577	253.9
		Runs=2	Total laps=19	Full laps=16	Valid laps=9		12	1'49.670 P	33.368	15.778	29.618	30.906	248.7		
1	2'19.098	34.247	15.915	29.877	23.721	250.3	13	9'38.301	36.572	15.381	28.836	22.748	249.2		
2	1'41.124 *	33.502	15.115	29.400	23.107*	252.8	14	1'37.762	32.169	14.819	28.265	22.509	252.8		
3	1'39.954 *	33.123	15.107	28.830*	22.894	252.3	15	1'37.851	32.275	14.875	28.215	22.486	252.3		
4	1'38.865 *	32.540	14.974	28.603	22.748*	254.4	16	1'37.358	31.933	14.852	28.179	22.394	252.8		
5	1'38.609	32.470	14.832	28.609	22.698	257.1	17	1'37.609	31.885	14.928	28.223	22.573	253.4		
6	1'38.407 *	32.293	14.815	28.551*	22.748*	256.6	18	1'45.845 *	38.849	15.178	28.779	23.039*	252.8		
7	1'38.976 *	32.912	14.858	28.489	22.717*	255.0	19	1'37.734 *	31.946	14.806	28.140	22.842*	256.6		
8	1'38.148 *	32.34*	14.857	28.389	22.559	256.0	8th	7	Barry BALTUS				Fieten Olie Racing GP BEL		
9	1'37.951	32.309	14.739	28.301	22.602	256.6			Runs=2	Total laps=21	Full laps=18	Valid laps=12			
10	2'04.328 P	42.399	15.922	31.136	34.871	251.8	1	1'56.291	31.604	15.573	29.519	23.188	253.4		
11	9'57.530	35.146	15.414	29.207	22.980	250.8	2	1'40.840	32.922	15.137	29.075	23.706	257.6		
12	1'37.927	32.477	14.808	28.258	22.384	254.4	3	1'39.967	32.824	15.231	28.984	22.928	259.8		
13	1'37.737	32.160	14.903	28.273	22.401	257.1	4	1'38.978	32.343	15.162	28.711	22.762	253.4		
14	1'37.035	31.866	14.746	28.130	22.293	256.0	5	1'38.838	32.301	15.088	28.715	22.734	253.9		
15	1'44.372	35.755	16.817	28.722	23.078	212.5	6	1'39.080	32.274	15.058	28.811	22.937	256.6		
16	1'37.143	31.988	14.731	28.085	22.339	255.5	7	1'41.610 *	33.74*	15.247	29.052	23.568*	256.0		
17	1'37.214	31.976	14.718	28.174	22.346	257.1	8	1'39.298 *	32.24*	15.118*	28.967*	22.967	258.7		
18	1'37.668 *	31.883	14.771	28.270	22.744*	256.6	9	1'39.596	33.332	14.929	28.453	22.882	259.3		
19	1'47.017	40.757	14.975	28.495	22.790	259.3	10	1'38.401	32.371	14.924	28.463	22.643	257.1		
							11	1'38.020	32.146	14.894	28.480	22.500	257.6		
6th	14	Tony ARBOLINO				Elf Marc VDS Racing ITA			12	1'44.443 P	32.122	14.903	28.650	28.768	257.6
		Runs=2	Total laps=18	Full laps=15	Valid laps=11		13	7'23.088	30.866	15.214	28.729	22.836	250.8		
1	2'36.238	32.697	16.008	29.866	23.536	253.4	14	1'37.989 *	31.965	15.015	28.392*	22.617	252.8		
2	1'39.352	32.859	15.104	28.486	22.903	255.0	15	1'37.778	31.869	14.993	28.343	22.573	253.9		
3	1'38.811	32.422	14.991	28.567	22.831	256.6	16	1'38.152 *	31.989	14.913	28.518*	22.732	254.4		
4	1'38.687	32.219	15.012	28.655	22.801	256.0	17	1'41.308 *	33.60*	15.242	28.690	23.774	246.2		
5	1'38.230	32.073	14.940	28.576	22.641	256.0	18	1'37.392	31.917	14.822	28.234	22.419	258.2		
6	1'44.396 *	36.859	15.316	29.223	22.998*	256.0	19	1'38.005	31.883	15.127	28.499	22.496	258.2		
7	1'38.145 *	32.18*	14.844	28.502	22.617*	258.2	20	1'38.089 *	31.727	14.835	28.265	23.262*	258.2		
8	1'38.351 *	32.23*	14.840	28.493	22.784	258.2	21	1'38.140	32.000	15.186	28.457	22.497	256.6		
9	1'52.056 P	34.217	16.935	29.920	30.984	205.3	9th	12	Filip SALAC				QJMOTOR Gresini M CZE		
10	11'19.665	32.215	15.238	29.151	22.886	252.8			Runs=2	Total laps=19	Full laps=16	Valid laps=8			
11	1'45.792	32.271	16.015	33.084	24.422	237.2	1	2'35.863	33.947	15.900	29.611	23.767	248.2		
12	1'37.542	31.995	14.760	28.337	22.450	258.2	2	1'39.774	32.719	15.257	28.768	23.030	252.3		
13	1'37.284	31.792	14.766	28.227	22.499	258.2	3	1'39.080 *	32.541	15.004	28.600	22.935*	256.6		
14	1'37.258	31.790	14.692	28.326	22.450	258.7	4	1'38.728	32.333	14.973	28.429	22.993	255.0		
15	1'44.389	33.561	17.832	30.577	22.419	205.3	5	1'38.372	32.292	14.936	28.529	22.615	255.5		
16	1'39.492	33.747	14.840	28.429	22.476	255.5	6	1'45.226 *	35.61*	15.336	30.317	23.961*	251.8		
17	1'37.115 *	31.703	14.670	28.282	22.460*	259.3	7	1'38.312 *	32.30*	14.866	28.521	22.620*	256.6		
18	1'37.142	31.724	14.705	28.222	22.491	258.2	8	1'41.556 *	33.54*	15.309	29.585	23.114	254.4		
							9	1'39.179	32.399	14.942	28.715	23.123	256.0		
7th	16	Joe ROBERTS				Italtrans Racing Team USA			10	1'49.051 P	32.484	15.058	29.322	32.187	255.0
		Runs=2	Total laps=19	Full laps=16	Valid laps=11		11	10'24.007 *	36.458	15.472	29.339	23.025*	250.3		
1	2'32.369	33.994	16.164	30.288	23.783	247.2	12	1'38.007	32.018	14.745	28.274	22.970	253.9		
2	1'40.856	33.423	15.296	28.988	23.149	250.8	13	1'39.476	32.040	14.951	29.416	23.069	256.0		
3	1'39.141	32.578	15.098	28.650	22.815	252.3	14	1'40.974 *	31.881	14.850	28.208	26.035*	256.0		
4	1'42.433	35.654	15.214	28.724	22.841	252.8	15	1'43.587 *	33.65*	15.447	30.388	24.093	255.5		
5	1'38.670	32.417	15.022	28.561	22.670	253.9	16	1'37.554	31.981	14.795	28.259	22.519	256.0		
6	1'40.893 *	33.179	15.276	29.453	22.985*	250.3	17	1'47.884 *	33.912	17.098	30.193	26.681*	215.8		
7	1'38.264 *	32.23*	14.927	28.436	22.662*	255.5	18	1'39.443 *	32.014	14.845	28.446	24.138*	256.6		
8	1'38.357 *	32.29*	14.912	28.476	22.675	255.0	19	1'38.022	31.886	14.811	28.403	22.922	255.5		
9	1'38.085	32.263	14.840	28.482	22.500	254.4									
10	1'38.244	32.137	14.860	28.551	22.696	254.4									

Fastest Lap: Jake DIXON Inde GASGAS Aspar GBR **1'36.865** 31.724 14.753 28.142 22.246

These data/results cannot be reproduced, stored and/or transmitted in whole or in part by any manner of electronic, mechanical, photocopying, recording, broadcasting or otherwise now known or herein after developed without the previous express consent by the copyright owner, except for reproduction in daily press and regular printed publications on sale to the public within 60 days of the event related to those data/results and always provided that copyright symbol appears together as follows below.
© DORNA, 2023

Practice Nr. 1

Moto2

Lap	Lap Time	T1	T2	T3	T4	Speed	Lap	Lap Time	T1	T2	T3	T4	Speed	
10th	35	Somkiat CHANTRA IDEMITSU Honda Tea THA						10	1'54.747 P	33.328	15.932	30.867	34.620	250.8
		Runs=2	Total laps=20	Full laps=17	Valid laps=10		11	11'00.359	33.265	15.461	30.719	22.788	250.8	
1	2'39.780	37.414	16.189	29.868	23.705	251.3	12	1'38.379	32.426	15.033	28.497	22.423	252.3	
2	1'39.832	32.913	15.297	28.727	22.895	253.4	13	1'37.794	32.214	14.870	28.381	22.329	253.9	
3	1'38.898	32.387	15.215	28.586	22.710	256.6	14	1'56.777	48.080	17.229	28.897	22.571	207.1	
4	1'38.294 *	32.282	15.011	28.394	22.607*	256.6	15	1'37.882 *	32.241	14.825	28.206	22.610*	256.0	
5	1'37.863	32.115	14.915	28.378	22.455	258.2	16	1'37.974 *	32.33 *	14.833	28.409	22.401	256.6	
6	1'42.969 *	35.688	15.119	28.622	23.540*	256.0	17	1'38.266 *	32.168	14.758	28.259	23.081*	257.1	
7	1'38.174 *	32.18*	14.804	28.310	22.872*	259.8	18	1'38.565	32.162	14.945	28.572	22.886	257.1	
8	1'39.351 *	32.94*	15.106	28.587	22.717	256.0	13th 13 Celestino VIETTI Fantic Racing ITA							
9	1'37.875	32.110	14.899	28.327	22.539	257.6		Runs=2	Total laps=20	Full laps=17	Valid laps=8			
10	1'41.733	34.123	15.682	29.078	22.850	251.8	1	2'08.912	36.541	16.027	29.899	24.518	252.8	
11	1'46.131 P	32.295	14.942	28.436	30.458	256.0	2	1'41.752 *	33.64*	15.724	29.206	23.174	253.4	
12	7'35.668	35.390	15.779	29.042	22.617	253.9	3	1'39.979	32.657	15.388	28.966	22.968	257.1	
13	1'38.117	32.345	14.985	28.286	22.501	255.0	4	1'47.820 *	39.83*	15.975	28.975	23.032	241.8	
14	1'37.555	32.107	14.830	28.160	22.458	257.1	5	1'40.584	32.606	15.273	28.924	23.781	258.2	
15	1'37.851	32.134	14.930	28.252	22.535	256.0	6	1'39.323 *	32.81*	15.098	28.627*	22.788*	260.4	
16	1'38.315	32.081	14.840	28.435	22.959	257.6	7	1'38.533 *	32.40*	14.967	28.481	22.679*	259.3	
17	1'40.082 *	32.073	15.053	29.362*	23.594	259.3	8	1'38.602 *	32.28*	14.876	28.691	22.746*	259.3	
18	1'37.608	32.046	14.852	28.232	22.478	257.1	9	1'41.393 *	34.73*	15.092	28.728	22.837	258.7	
19	1'49.508 *	40.955	15.619	29.018	23.916*	257.1	10	1'38.752	32.351	14.900	28.616	22.885	259.8	
20	1'38.645 *	31.957	15.126	28.806	22.756*	259.8	11	1'38.737	32.415	14.990	28.634	22.698	258.2	
11th 52 Jeremy ALCOBA QJMOTOR Gresini M SPA							12	1'39.064 *	32.548	15.108	28.679	22.729*	258.2	
		Runs=2	Total laps=19	Full laps=16	Valid laps=10		13	1'55.251 P	38.193	16.311	30.205	30.542	240.9	
1	2'19.449	32.192	15.925	29.738	23.487	250.8	14	7'45.330	36.818	15.495	31.835	23.029	254.4	
2	1'41.096	33.298	15.300	29.371	23.127	252.3	15	1'38.614	32.521	15.070	28.423	22.600	257.6	
3	1'39.859	32.893	15.194	28.820	22.952	252.3	16	1'37.860	32.116	14.946	28.301	22.497	257.6	
4	1'38.894	32.595	14.977	28.532	22.790	255.5	17	1'38.745	32.129	14.919	28.981	22.716	259.3	
5	1'38.951 *	32.525	14.985	28.563*	22.878	256.0	18	1'45.077	38.449	15.263	28.789	22.576	254.4	
6	1'38.788 *	32.457	14.939	28.612	22.780*	257.1	19	1'38.706 *	32.014	14.844	28.401	23.447*	258.2	
7	1'40.294 *	34.079	14.927	28.589	22.699*	256.6	20	1'38.104 *	32.194	14.855	28.431	22.624*	257.1	
8	1'38.693 *	32.41*	14.949	28.504	22.828	257.1	14th 40 Aron CANET Pons Wegow Los40 SPA							
9	1'39.514	32.900	14.910	28.608	23.096	255.0		Runs=3	Total laps=16	Full laps=11	Valid laps=9			
10	1'38.939	32.337	14.836	28.834	22.932	256.6	1	2'42.648	32.240	15.769	29.428	23.401	252.3	
11	1'47.248 P	32.534	14.970	28.673	31.071	255.0	2	1'39.846	32.966	15.216	28.804	22.860	253.9	
12	10'12.772	31.620	15.192	28.604	22.770	252.3	3	1'49.204 P	32.562	15.181	28.682	32.779	253.4	
13	1'38.165	32.191	14.946	28.387	22.641	253.9	4	6'57.118 *	31.616	15.530*	29.304*	22.969*	253.4	
14	1'37.905	32.069	14.904	28.344	22.588	255.0	5	1'39.451 *	32.82*	15.135	28.699	22.795	252.3	
15	1'38.009	31.964	14.939	28.379	22.727	257.1	6	1'38.964	32.386	15.035	28.789	22.754	253.9	
16	1'43.337	35.316	17.165	28.306	22.550	206.0	7	1'38.991	32.408	15.096	28.810	22.677	253.9	
17	1'37.638 *	31.903	14.847	28.365*	22.523	257.1	8	1'57.205 P	32.767	16.580	31.706	36.152	249.2	
18	1'38.130 *	32.093	14.890	28.225	22.922*	257.1	9	9'00.751	32.883	15.433	30.673	22.653	252.3	
19	1'37.765	31.936	14.857	28.474	22.498	257.1	10	1'38.495	32.311	15.057	28.634	22.493	255.5	
12th 22 Sam LOWES Elf Marc VDS Racing GBR							11	1'37.872	32.100	14.891	28.492	22.389	255.5	
		Runs=2	Total laps=18	Full laps=15	Valid laps=9		12	1'49.990	38.383	15.592	33.149	22.866	252.8	
1	2'52.246	35.720	16.602	30.955	23.578	243.8	13	1'38.042	32.287	14.853	28.436	22.466	257.6	
2	1'40.904	33.507	15.301	29.087	23.009	252.8	14	1'38.071	32.119	14.839	28.548	22.565	257.6	
3	1'39.402	32.777	15.155	28.854	22.616	251.8	15	1'43.406 *	36.523	15.217	28.676	22.990*	255.5	
4	1'38.727	32.591	15.038	28.592	22.506	254.4	16	1'38.614	32.348	14.916	28.630	22.720	256.6	
5	1'38.759	32.620	14.900	28.590	22.649	253.4	15th 75 Albert ARENAS Red Bull KTM Ajo SPA							
6	1'40.100 *	32.876	14.957	29.257	23.010*	253.4		Runs=2	Total laps=19	Full laps=16	Valid laps=12			
7	1'38.962 *	32.58*	14.935	28.735*	22.705*	255.0	1	2'11.189	34.577	16.562	30.487	24.079	250.3	
8	1'40.425 *	32.57*	15.288	29.664	22.902	253.4	2	1'42.025	33.620	15.651	29.126	23.628	253.9	
9	1'38.702	32.557	14.876	28.721	22.548	253.9								

Fastest Lap: Jake DIXON Inde GASGAS Aspar GBR **1'36.865** 31.724 14.753 28.142 22.246

These data/results cannot be reproduced, stored and/or transmitted in whole or in part by any manner of electronic, mechanical, photocopying, recording, broadcasting or otherwise now known or herein after developed without the previous express consent by the copyright owner, except for reproduction in daily press and regular printed publications on sale to the public within 60 days of the event related to those data/results and always provided that copyright symbol appears together as follows below.
© DORNA, 2023

Practice Nr. 1

Moto2

Lap	Lap Time	T1	T2	T3	T4	Speed	Lap	Lap Time	T1	T2	T3	T4	Speed
3	1'40.338	33.069	15.334	28.920	23.015	252.8	13	1'50.724 P	33.741	15.643	29.350	31.990	251.3
4	1'42.531	35.752	15.318	28.640	22.821	256.6	14	8'23.366	31.506	15.244	28.698	22.889	254.4
5	1'38.592	32.421	14.995	28.524	22.652	256.6	15	1'38.088	32.321	14.907	28.239	22.621	255.5
6	1'41.655 *	34.697	15.229	28.794	22.935*	253.4	16	1'38.055 *	32.326	14.886	28.272*	22.571	255.5
7	1'46.321 P	32.834	14.895	28.475	30.117	256.6	17	1'39.979	32.145	14.924	30.265	22.645	255.5
8	9'41.031	39.087	15.688	29.287	23.219	251.8	18	1'38.702 *	32.198	14.946	28.927*	22.631	256.0
9	1'39.319	32.735	15.305	28.518	22.761	253.9	19	1'42.637 *	35.984	15.147	28.723	22.783*	255.0
10	1'38.629	32.288	14.987	28.588	22.766	255.0	20	1'38.013	32.137	14.934	28.310	22.632	255.0
11	1'38.435	32.266	15.021	28.440	22.708	253.4	18th 15 Darryn BINDER Liqui Moly Husqvarna RSA						
12	1'38.879	32.428	15.068	28.588	22.795	253.9	Runs=2 Total laps=19 Full laps=16 Valid laps=4						
13	1'38.199	32.153	14.993	28.442	22.611	253.9	1	2'08.826	36.298	16.571	31.082	24.541	252.3
14	1'38.035	32.168	14.943	28.415	22.509	256.0	2	1'42.115 *	34.08*	15.586	29.186	23.255	256.6
15	1'38.025	32.205	14.939	28.348	22.533	255.0	3	1'40.003 *	32.664	15.317	28.890	23.132*	257.6
16	1'37.933	32.145	14.880	28.335	22.573	257.6	4	1'40.139 *	33.23*	15.229	28.684	22.994	252.8
17	1'57.916 *	32.335	15.161	39.115	31.305*	257.6	5	1'44.482	37.919	15.083	28.721	22.759	258.7
18	1'38.550 *	32.66*	15.075	28.598	22.212*	256.6	6	1'40.392 *	32.83*	15.348	28.904	23.307*	255.5
19	1'38.018 *	32.21*	14.852	28.447	22.509*	256.0	7	1'40.003 *	33.460	14.948	28.751	22.844*	257.6
16th 11 Sergio GARCIA Pons Wegow Los40 SPA							8	1'39.032 *	32.54*	14.871	28.738	22.881	259.3
Runs=2 Total laps=21 Full laps=18 Valid laps=11							9	1'41.171 *	33.13*	15.078	28.947	24.008	256.0
1	1'49.992	34.114	16.499	29.819	23.704	251.8	10	1'51.674 P	35.870	15.593	29.391	30.820	252.8
2	1'40.917	33.026	15.622	28.956	23.313	251.8	11	9'21.966	37.802	15.526	29.146	23.139	255.0
3	1'40.623	32.944	15.367	28.919	23.393	252.3	12	1'38.390	32.367	15.020	28.353	22.650	257.1
4	1'42.764	33.592	16.229	29.936	23.007	241.4	13	1'37.923 *	32.066	14.809	28.373	22.675*	257.1
5	1'39.875 *	32.818	15.153	28.912	22.992*	253.9	14	1'38.140	32.194	14.959	28.410	22.577	258.2
6	1'40.275	32.703	15.241	29.087	23.244	255.0	15	1'40.674 *	32.105	15.013	30.372	23.184*	259.8
7	1'40.418 *	33.15*	15.239	28.839	23.185*	252.3	16	1'45.385 *	38.22*	15.466	28.720	22.978	252.3
8	1'39.986 *	32.81*	15.186*	28.973*	23.013	253.9	17	1'38.102	32.026	14.985	28.434	22.657	259.3
9	1'39.964	32.550	15.098	28.769	23.547	253.4	18	1'47.589 *	32.285	15.347	36.085*	23.872*	254.4
10	1'39.354	32.636	14.980	28.768	22.970	258.2	19	1'39.504 *	32.287	14.931	28.897	23.389*	258.2
11	1'47.378 P	32.491	15.054	29.535	30.298	256.6	19th 84 Zonta VD GOORBE Fieten Olie Racing GP NED						
12	7'43.864 *	33.388	15.375	29.329	23.003*	251.8	Runs=3 Total laps=18 Full laps=13 Valid laps=7						
13	1'38.835 *	32.496	15.086	28.528*	22.725*	253.9	1	1'56.914 *	33.687	16.162	30.348	23.564*	249.7
14	1'38.892	32.356	14.985	28.436	23.115	252.8	2	1'41.354 *	33.24*	15.462	29.006	23.638	254.4
15	1'38.499 *	32.351	15.016	28.403*	22.729	251.8	3	1'40.801	33.199	15.364	28.828	23.410	255.0
16	1'45.500 *	34.857	15.686	31.807*	23.150	251.3	4	1'40.523	33.162	15.291	28.748	23.322	256.6
17	1'38.504	32.408	14.915	28.425	22.756	255.0	5	1'41.242	33.226	15.605	29.212	23.199	256.6
18	1'38.427	32.268	14.969	28.511	22.679	255.0	6	1'40.174 *	32.561	15.201	28.757	23.655*	255.0
19	1'38.045	32.126	14.924	28.448	22.547	255.0	7	1'39.550 *	32.696	15.133	28.570	23.151*	252.8
20	1'42.015 *	32.101	14.919	28.607	26.388*	255.0	8	1'39.429 *	32.48*	15.127*	28.657*	23.159	254.4
21	1'38.004	32.101	14.913	28.313	22.677	257.1	9	1'39.328	32.426	15.095	28.801	23.006	253.4
17th 3 Lukas TULOVIC Liqui Moly Husqvarna GER							10	1'56.907 P	38.437	15.702	30.301	32.467	249.7
Runs=2 Total laps=20 Full laps=17 Valid laps=12							11	8'48.421	32.269	15.792	29.405	23.430	250.8
1	1'54.235	32.617	15.939	29.849	24.726	255.0	12	1'39.352	32.614	15.280	28.516	22.942	252.3
2	1'42.159	33.650	15.417	29.238	23.854	253.4	13	1'38.572	32.318	15.089	28.385	22.780	252.8
3	1'40.967	33.214	15.405	29.067	23.281	255.0	14	1'38.531 *	32.163	15.133	28.429	22.806*	252.3
4	1'39.740	32.931	15.180	28.672	22.957	254.4	15	1'50.346 P	32.292	15.477	31.548	31.029	252.8
5	1'39.527	32.757	15.167	28.667	22.936	256.0	16	5'13.411	31.804	15.211	28.782	23.188	254.4
6	1'39.555	32.760	15.089	28.634	23.072	255.5	17	1'38.725 *	32.231	15.011	28.295	23.188*	253.9
7	1'42.536 *	35.410	15.337	28.800	22.989*	253.4	18	1'38.163	32.076	15.016	28.138	22.933	253.4
8	1'39.360 *	32.65*	15.065*	28.668*	22.975	256.0	20th 18 Manuel GONZALEZ Correos Prepagado Yam SPA						
9	1'43.472	32.550	15.064	32.168	23.690	254.4	Runs=3 Total laps=19 Full laps=14 Valid laps=8						
10	1'39.686	33.047	15.230	28.624	22.785	254.4	1	1'54.590	32.310	15.661	29.149	23.507	253.9
11	1'39.344	32.592	15.046	28.744	22.962	254.4	2	1'41.413	33.476	15.339	29.247	23.351	258.2
12	1'39.190	32.556	14.988	28.759	22.887	254.4							

Fastest Lap: Jake DIXON Inde GASGAS Aspar GBR **1'36.865** 31.724 14.753 28.142 22.246

These data/results cannot be reproduced, stored and/or transmitted in whole or in part by any manner of electronic, mechanical, photocopying, recording, broadcasting or otherwise now known or herein after developed without the previous express consent by the copyright owner, except for reproduction in daily press and regular printed publications on sale to the public within 60 days of the event related to those data/results and always provided that copyright symbol appears together as follows below.
© DORNA, 2023



Practice Nr. 1

Moto2

Lap	Lap Time	T1	T2	T3	T4	Speed	Lap	Lap Time	T1	T2	T3	T4	Speed
3	1'38.927	32.535	15.186	28.437	22.769	254.4	1	1'50.795	35.311	16.685	30.017	23.811	251.8
4	1'38.769	32.292	14.964	28.337	23.176	255.5	2	1'40.865	33.338	15.510	29.000	23.017	253.9
5	1'44.220 *	37.433	15.239	28.648	22.900*	257.1	3	1'40.016	32.854	15.284	28.871	23.007	255.5
6	1'38.262	32.098	14.994	28.434	22.736	257.6	4	1'39.442	32.685	15.042	28.758	22.957	255.0
7	1'41.556 *	32.038	14.970	28.995	25.553*	258.7	5	1'53.091	40.378	20.152	29.229	23.332	202.6
8	1'39.176 *	32.23*	14.957*	28.852*	23.134*	258.7	6	1'42.696	33.228	15.352	30.324	23.792	257.6
9	1'38.181	32.322	14.835	28.467	22.557	257.6	7	1'42.250 *	33.87*	15.028	28.926	24.421*	256.6
10	1'47.088 P	32.999	15.223	28.671	30.195	256.0	8	1'39.948 *	32.76*	15.201	28.850	23.131	257.1
11	8'05.982	30.945	15.287	29.006	22.893	252.3	9	1'39.701	32.630	15.161	28.837	23.073	253.9
12	1'38.693 *	32.217	15.071	28.600	22.805*	255.0	10	2'05.339 P	41.913	18.196	30.985	34.245	238.1
13	1'39.025	32.513	15.135	28.570	22.807	252.8	11	10'16.817 P	31.365	15.894	30.623	31.115	251.8
14	1'38.281	32.221	15.051	28.432	22.577	254.4	12	3'35.953	30.516	15.385	29.639	23.149	251.3
15	1'38.346	32.094	15.035	28.511	22.706	255.0	13	1'38.844	32.483	15.059	28.487	22.815	254.4
16	1'47.232 P	32.275	15.314	29.104	30.539	256.0	14	1'38.567	32.307	15.015	28.484	22.761	251.3
17	4'45.777	31.057	15.299	30.126	34.943	251.3	15	1'40.185	34.008	14.936	28.543	22.698	256.0
18	1'40.665 *	32.025	15.140	28.732	24.768*	253.9	unfinished	32.357	14.916	28.492		256.0	
19	1'38.118 *	32.032	14.909	28.240	22.937*	256.6							

21st 28 Izan GUEVARA Inde GASGAS Aspar SPA

Runs=2	Total laps=19	Full laps=16	Valid laps=12			
1	1'57.725	32.373	15.948	30.197	24.127	255.5
2	1'41.770	33.300	15.547	29.424	23.499	258.2
3	1'40.466	32.725	15.426	28.854	23.461	258.2
4	1'41.920	33.308	15.364	29.499	23.749	258.7
5	1'42.145	32.802	16.297	29.286	23.760	259.3
6	1'41.725 *	32.933	15.312	29.185	24.295*	255.0
7	1'41.868 *	33.81*	15.230	29.042	23.778*	256.0
8	1'40.211 *	32.77*	15.391	28.943	23.105	257.1
9	1'48.212	37.919	16.175	30.837	23.281	237.6
10	1'39.542	32.578	15.114	28.904	22.946	259.3
11	1'50.290 P	32.586	15.101	30.824*	31.779	259.3
12	10'03.847 *	32.340	15.230	28.811	23.177*	252.8
13	1'39.911	33.071	15.375	28.602	22.863	257.6
14	1'38.488	32.430	14.987	28.354	22.717	257.1
15	1'42.604	32.544	15.206	32.041	22.813	257.6
16	1'38.688	32.318	15.139	28.550	22.681	259.3
17	1'43.805	33.812	16.554	30.613	22.826	222.5
18	1'38.273 *	32.167	15.030	28.447	22.629*	259.8
19	1'44.602	35.891	15.808	29.341	23.562	250.3

24th 99 Carlos TATAY OnlyFans American R SPA

Runs=2	Total laps=20	Full laps=17	Valid laps=11			
1	2'01.161	34.876	18.008	31.126	24.759	199.6
2	1'44.145 *	34.677	15.863	29.700	23.905*	248.2
3	1'41.817	33.713	15.469	29.119	23.516	249.7
4	1'41.204	33.397	15.526	28.920	23.361	251.3
5	1'40.594	33.081	15.431	28.961	23.121	251.3
6	1'41.482	34.082	15.378	28.919	23.103	251.3
7	1'40.158 *	32.998	15.197	28.802	23.161*	252.3
8	1'40.042 *	32.94*	15.127	28.744	23.231	253.4
9	1'40.028	32.868	15.157	28.756	23.247	252.3
10	1'52.887 P	33.703	16.287	29.472	33.425	229.6
11	7'43.555	33.167	18.186	29.754	23.306	186.5
12	1'39.628	32.935	15.249	28.620	22.824	249.7
13	1'39.458	32.824	15.239	28.639	22.756	253.4
14	1'38.733	32.509	15.014	28.505	22.705	253.9
15	1'38.722	32.400	15.087	28.455	22.780	253.4
16	1'38.848	32.501	14.995	28.496	22.856	252.3
17	1'46.517	36.966	17.086	28.989	23.476	188.5
18	1'38.897 *	32.517	14.997	28.556	22.827*	254.4
19	1'46.481 *	36.726	17.173	28.702	23.880*	204.3
20	1'38.820 *	32.609	15.001	28.449	22.761*	251.8

22nd 71 Dennis FOGGIA Italtrans Racing Team ITA

Runs=2	Total laps=10	Full laps=7	Valid laps=5			
1	2'32.712	33.347	16.258	30.202	23.933	247.2
2	1'40.785	33.320	15.347	28.851	23.267	252.8
3	1'39.429	32.720	15.071	28.598	23.040	255.0
4	1'42.376	35.245	15.294	28.720	23.117	253.4
5	1'38.496	32.367	14.993	28.402	22.734	256.6
6	1'42.129 *	33.657	15.450	29.965	23.057*	246.7
unfinished	32.347	14.917			257.6	
7	1'53.131 *	40.480	17.701	31.742	23.208*	172.8
8	1'55.521 *	32.592	15.302	38.071	29.556*	255.5
9	1'40.791 *	33.011	15.184	29.765	22.831*	255.5
10	1'39.064 *	32.16*	15.045	28.515	23.341*	256.0

25th 4 Sean Dylan KELLY OnlyFans American R USA

Runs=2	Total laps=20	Full laps=17	Valid laps=12			
1	1'54.520	37.255	16.625	30.702	24.600	250.8
2	1'42.493	34.160	15.556	29.125	23.652	255.0
3	1'41.803 *	33.462	15.406	29.233*	23.702	257.1
4	1'40.610	33.199	15.349	28.807	23.255	253.9
5	1'46.582	33.108	15.506	31.408	26.560	255.0
6	1'40.143	32.783	15.348	28.762	23.250	253.9
7	1'45.469 *	33.005	15.499	29.722*	27.243*	251.3
8	1'40.189 *	32.78*	15.363	28.825	23.217	253.4
9	1'39.649	32.587	15.237	28.740	23.085	253.4
10	1'49.650 P	32.953	15.423	29.603	31.671	250.8
11	7'42.732	33.099	15.860	32.970	23.913	246.2
12	1'39.182	32.415	15.200	28.531	23.036	252.8
13	1'39.510	32.431	15.329	28.574	23.176	249.7
14	1'38.755	32.291	15.192	28.385	22.887	251.3

23rd 24 Marcos RAMIREZ Forward Team SPA

Runs=3	Total laps=15	Full laps=11	Valid laps=9
--------	---------------	--------------	--------------

Fastest Lap: Jake DIXON	Inde GASGAS Aspar	GBR	1'36.865	31.724	14.753	28.142	22.246
--------------------------------	-------------------	-----	-----------------	--------	--------	--------	--------

These data/results cannot be reproduced, stored and/or transmitted in whole or in part by any manner of electronic, mechanical, photocopying, recording, broadcasting or otherwise now known or herein after developed without the previous express consent by the copyright owner, except for reproduction in daily press and regular printed publications on sale to the public within 60 days of the event related to those data/results and always provided that copyright symbol appears together as follows below.
© DORNA, 2023



Practice Nr. 1

Moto2

Lap	Lap Time	T1	T2	T3	T4	Speed	Lap	Lap Time	T1	T2	T3	T4	Speed
15	1'38.742	32.228	15.158	28.400	22.956	250.8	17	1'44.192 *	33.086	15.405	29.463	26.238*	255.0
16	1'38.736	32.246	15.133	28.478	22.879	251.3	18	1'41.520 *	33.201	15.417	29.455	23.447*	248.7
17	1'52.859	39.401	16.605	33.442	23.411	231.3							
18	1'45.662	32.346	15.150	34.144	24.022	253.4							
19	1'38.863 *	32.222	15.159	28.337	23.145*	252.8							
20	1'39.629 *	32.322	15.072	28.781	23.454*	256.0							

26th 23 Taiga HADA Pertamina Mandalika JPN
Runs=2 Total laps=19 Full laps=16 Valid laps=10

1	1'51.560	35.404	16.751	31.040	24.790	245.7
2	1'43.321 *	33.958	15.686	29.684*	23.993	249.2
3	1'41.918	33.799	15.369	29.184	23.566	249.7
4	1'44.555	36.186	15.410	29.468	23.491	252.3
5	1'42.744	32.946	16.454	29.433	23.911	253.9
6	1'41.095	33.174	15.285	29.134	23.502	252.3
7	1'42.907 *	34.888	15.295	29.116	23.608*	251.3
8	1'40.840 *	32.96*	15.432	29.111	23.333	250.3
9	1'55.160 P	33.365	15.349	32.496	33.950	248.2
10	10'22.949	31.841	15.573	29.303	23.537	249.2
11	1'40.810	33.048	15.352	29.024	23.386	248.2
12	1'40.793	33.029	15.348	29.033	23.383	248.7
13	1'53.606	38.179	17.297	32.315	25.815	222.5
14	1'45.159	33.552	15.860	32.480	23.267	245.2
15	1'40.245 *	32.81*	15.193	29.003	23.230	252.3
16	1'40.643	32.949	15.220	29.143	23.331	250.8
17	1'44.364 *	33.528	16.028	29.725	25.083*	246.2
18	1'43.458 *	33.727	15.878	29.555	24.298*	246.7
19	1'40.051	32.890	15.025	28.915	23.221	251.8

27th 72 Borja GOMEZ Fantic Racing SPA
Runs=1 Total laps=5 Full laps=4 Valid laps=3

1	1'54.381	32.132	16.318	30.412	24.618	255.0
2	1'42.424	33.710	15.636	29.080	23.998	252.3
3	1'41.897	33.422	15.425	29.374	23.676	258.2
4	1'40.459	32.853	15.288	29.028	23.290	258.2
5	1'40.653 *	32.989	15.529	29.019	23.116*	255.5
unfinished		32.591	15.341	29.407		255.0

28th 55 Yeray RUIZ Forward Team SPA
Runs=2 Total laps=18 Full laps=15 Valid laps=10

1	1'52.290	37.254	17.020	30.928	24.593	250.8
2	1'43.816 *	34.57*	15.746	29.739	23.756	255.5
3	1'41.921	33.405	15.411	29.895	23.210	257.6
4	1'40.955	33.218	15.365	29.097	23.275	257.6
5	1'41.590	33.645	15.608	29.198	23.139	256.6
6	1'40.885	32.939	15.420	29.286	23.240	257.1
7	1'40.813 *	32.987	15.210	29.195	23.421*	257.6
8	1'42.653 *	33.23*	15.317*	29.094*	25.007	256.6
9	1'45.427	33.150	15.431	32.527	24.319	254.4
10	1'53.809 P	33.398	15.411	31.503	33.497	254.4
11	10'51.424	36.153	15.834	29.693	23.363	252.8
12	1'45.013	32.872	17.317	31.485	23.339	255.5
13	1'40.489	33.106	15.311	28.996	23.076	255.5
14	1'41.233	33.219	15.403	29.235	23.376	254.4
15	1'46.758	37.304	15.615	29.980	23.859	255.0
16	1'40.592	32.894	15.477	29.032	23.189	257.6

Fastest Lap: Jake DIXON Inde GASGAS Aspar GBR **1'36.865** 31.724 14.753 28.142 22.246

These data/results cannot be reproduced, stored and/or transmitted in whole or in part by any manner of electronic, mechanical, photocopying, recording, broadcasting or otherwise now known or herein after developed without the previous express consent by the copyright owner, except for reproduction in daily press and regular printed publications on sale to the public within 60 days of the event related to those data/results and always provided that copyright symbol appears together as follows below.
© DORNA, 2023

Official MotoGP Timing by TISSOT
www.motogp.com

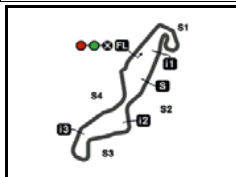

Assen, Friday, June 23, 2023

Page 6 of 6

motogp



TT Circuit Assen

Results and timing service provided by 

4542 m.

MOTUL TT ASSEN

Practice Nr. 1

Best Partial Times

Moto2™

IT Ideal Lap Time, sum of the best partial times*BT* Best Lap Time

T1		T2		T3		T4						
<i>Pos</i>	<i>Rider</i>	<i>Time</i>	<i>Rider</i>	<i>Time</i>	<i>Rider</i>	<i>Time</i>	<i>Rider</i>	<i>Time</i>	<i>Pos</i>	<i>Rider</i>	<i>IT</i>	<i>BT</i>
1	P.ACOSTA	31.702	P.ACOSTA	14.576	J.DIXON	27.892	J.DIXON	22.243	1	J.DIXON	1'36.541	1'36.865 (1)
2	ARBOLINO	31.703	A.LOPEZ	14.617	F.ALDEGUER	28.015	P.ACOSTA	22.248	2	P.ACOSTA	1'36.725	1'36.999 (4)
3	J.DIXON	31.703	T.ARBOLINO	14.670	A.LOPEZ	28.062	A.LOPEZ	22.253	3	A.LOPEZ	1'36.782	1'36.896 (2)
4	B.BALTUS	31.727	J.DIXON	14.703	A.OGURA	28.085	F.ALDEGUER	22.274	4	F.ALDEGUER	1'36.849	1'36.984 (3)
5	F.ALDEGUER	31.791	A.OGURA	14.718	Z.VD GOORBER	28.138	A.OGURA	22.293	5	A.OGURA	1'36.962	1'37.035 (5)
6	A.LOPEZ	31.850	F.SALAC	14.745	J.ROBERTS	28.140	S.LOWES	22.329	6	T.ARBOLINO	1'37.014	1'37.142 (6)
7	A.OGURA	31.866	S.LOWES	14.758	S.CHANTRA	28.160	A.CANET	22.389	7	B.BALTUS	1'37.202	1'37.392 (8)
8	F.SALAC	31.881	F.ALDEGUER	14.769	P.ACOSTA	28.199	J.ROBERTS	22.394	8	J.ROBERTS	1'37.225	1'37.358 (7)
9	J.ROBERTS	31.885	S.CHANTRA	14.804	S.LOWES	28.206	B.BALTUS	22.419	9	F.SALAC	1'37.353	1'37.554 (9)
10	J.ALCOBA	31.903	J.ROBERTS	14.806	F.SALAC	28.208	T.ARBOLINO	22.419	10	S.CHANTRA	1'37.376	1'37.555 (10)
11	S.CHANTRA	31.957	D.BINDER	14.809	T.ARBOLINO	28.222	S.CHANTRA	22.455	11	S.LOWES	1'37.455	1'37.794 (12)
12	C.VIETTI	32.014	B.BALTUS	14.822	J.ALCOBA	28.225	C.VIETTI	22.497	12	J.ALCOBA	1'37.462	1'37.765 (11)
13	M.GONZALEZ	32.025	M.GONZALEZ	14.835	B.BALTUS	28.234	J.ALCOBA	22.498	13	C.VIETTI	1'37.656	1'37.860 (13)
14	D.BINDER	32.026	J.ALCOBA	14.836	L.TULOVIC	28.239	A.ARENAS	22.509	14	M.GONZALEZ	1'37.657	1'38.181 (20)
15	Z.VD GOORBER	32.076	A.CANET	14.839	M.GONZALEZ	28.240	F.SALAC	22.519	15	A.CANET	1'37.764	1'37.872 (14)
16	A.CANET	32.100	C.VIETTI	14.844	C.VIETTI	28.301	S.GARCIA	22.547	16	D.BINDER	1'37.765	1'38.102 (18)
17	S.GARCIA	32.101	A.ARENAS	14.852	S.GARCIA	28.313	M.GONZALEZ	22.557	17	L.TULOVIC	1'37.833	1'38.013 (17)
18	L.TULOVIC	32.137	L.TULOVIC	14.886	A.ARENAS	28.335	L.TULOVIC	22.571	18	A.ARENAS	1'37.841	1'37.933 (15)
19	A.ARENAS	32.145	S.GARCIA	14.913	S.KELLY	28.337	D.BINDER	22.577	19	S.GARCIA	1'37.874	1'38.004 (16)
20	S.LOWES	32.162	M.RAMIREZ	14.916	D.BINDER	28.353	I.GUEVARA	22.681	20	Z.VD GOORBE	1'38.005	1'38.163 (19)
21	I.GUEVARA	32.167	D.FOGGIA	14.917	I.GUEVARA	28.354	M.RAMIREZ	22.698	21	I.GUEVARA	1'38.189	1'38.488 (21)
22	S.KELLY	32.222	I.GUEVARA	14.987	D.FOGGIA	28.402	C.TATAY	22.705	22	M.RAMIREZ	1'38.405	1'38.567 (23)
23	M.RAMIREZ	32.307	C.TATAY	14.995	A.CANET	28.436	D.FOGGIA	22.734	23	D.FOGGIA	1'38.420	1'38.496 (22)
24	D.FOGGIA	32.367	Z.VD GOORBER	15.011	C.TATAY	28.449	Z.VD GOORBER	22.780	24	S.KELLY	1'38.510	1'38.736 (25)


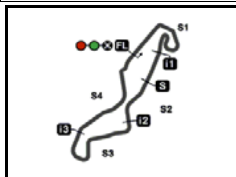
These data/results cannot be reproduced, stored and/or transmitted in whole or in part by any manner of electronic, mechanical, photocopying, recording, broadcasting or otherwise now known or herein after developed without the previous express consent by the copyright owner, except for reproduction in daily press and regular printed publications on sale to the public within 60 days of the event related to those data/results and always provided that copyright symbol appears together as follows below.

© DORNA, 2023

Official MotoGP Timing by 
www.motogp.com



TT Circuit Assen

Results and timing service provided by  TISSOT

4542 m.

MOTUL TT ASSEN

Practice Nr. 1

Best Partial Times

Moto2™

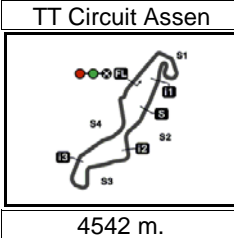
IT Ideal Lap Time, sum of the best partial times*BT* Best Lap Time

T1		T2		T3		T4				<i>IT</i>	<i>BT</i>	
<i>Pos</i>	<i>Rider</i>	<i>Time</i>	<i>Rider</i>	<i>Time</i>	<i>Rider</i>	<i>Time</i>	<i>Rider</i>	<i>Time</i>	<i>Pos</i>	<i>Rider</i>		
25	C.TATAY	32.400	T.HADA	15.025	M.RAMIREZ	28.484	S.KELLY	22.879	25	C.TATAY	1'38.549	1'38.722 (24)
26	B.GOMEZ	32.591	S.KELLY	15.072	T.HADA	28.915	Y.RUIZ	23.076	26	T.HADA	1'40.051	1'40.051 (26)
27	Y.RUIZ	32.872	Y.RUIZ	15.210	Y.RUIZ	28.996	T.HADA	23.221	27	Y.RUIZ	1'40.154	1'40.489 (28)
28	T.HADA	32.890	B.GOMEZ	15.288	B.GOMEZ	29.019	B.GOMEZ	23.290	28	B.GOMEZ	1'40.188	1'40.459 (27)

These data/results cannot be reproduced, stored and/or transmitted in whole or in part by any manner of electronic, mechanical, photocopying, recording, broadcasting or otherwise now known or herein after developed without the previous express consent by the copyright owner, except for reproduction in daily press and regular printed publications on sale to the public within 60 days of the event related to those data/results and always provided that copyright symbol appears together as follows below.
© DORNA, 2023

Official MotoGP Timing by TISSOT
www.motogp.com





MOTUL TT ASSEN

Practice Nr. 1

Fastest Laps Sequence

<i>Practice Time</i>	 <i>Rider</i>	<i>Nation</i>	<i>Motorcycle</i>	<i>Time</i>	<i>Km/h</i>	<i>Rider's Lap</i>
3'30.909	11 Sergio GARCIA	SPA	KALEX	1'40.917	162.0	2
3'31.660	24 Marcos RAMIREZ	SPA	FORWARD	1'40.865	162.1	2
3'31.901	21 Alonso LOPEZ	SPA	BOSCOSCURO	1'40.501	162.6	2
3'55.881	37 Pedro ACOSTA	SPA	KALEX	1'39.973	163.5	2
4'15.590	14 Tony ARBOLINO	ITA	KALEX	1'39.352	164.5	2
5'14.930	18 Manuel GONZALEZ	SPA	KALEX	1'38.927	165.2	3
5'34.635	37 Pedro ACOSTA	SPA	KALEX	1'38.754	165.5	3
6'49.751	21 Alonso LOPEZ	SPA	BOSCOSCURO	1'38.436	166.1	4
7'37.222	96 Jake DIXON	GBR	KALEX	1'37.981	166.8	4
9'14.667	35 Somkiat CHANTRA	THA	KALEX	1'37.863	167.0	5
9'14.897	96 Jake DIXON	GBR	KALEX	1'37.675	167.4	5
23'25.328	21 Alonso LOPEZ	SPA	BOSCOSCURO	1'37.637	167.4	14
30'12.240	35 Somkiat CHANTRA	THA	KALEX	1'37.555	167.6	14
30'46.336	96 Jake DIXON	GBR	KALEX	1'37.012	168.5	12
32'06.731	37 Pedro ACOSTA	SPA	KALEX	1'36.999	168.5	14
33'59.974	96 Jake DIXON	GBR	KALEX	1'36.883	168.7	14
40'36.505	96 Jake DIXON	GBR	KALEX	1'36.865	168.8	18

These data/results cannot be reproduced, stored and/or transmitted in whole or in part by any manner of electronic, mechanical, photocopying, recording, broadcasting or otherwise now known or herein after developed without the previous express consent by the copyright owner, except for reproduction in daily press and regular printed publications on sale to the public within 60 days of the event related to those data/results and always provided that copyright symbol appears together as follows below.

© DORNA, 2023

Official MotoGP Timing by TISSOT
www.motogp.com

Assen, Friday, June 23, 2023

