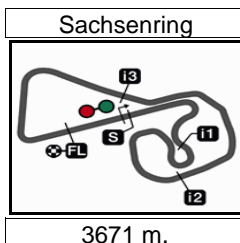


LIQUI MOLY MOTORRAD GRAND PRIX DEUTSCHLAND


Free Practice

Classification

10



3671 m.

		Rider	Nation	Team	Motorcycle	Time	Lap Total	Gap	Top Speed
1	93	Marc MARQUEZ	SPA	Repsol Honda Team	HONDA	1'29.269	16 16		288.0
2	73	Alex MARQUEZ	SPA	Gresini Racing MotoGP	DUCATI	1'29.297	14 15	0.028 0.028	291.1
3	5	Johann ZARCO	FRA	Prima Pramac Racing	DUCATI	1'29.360	15 15	0.091 0.063	291.8
4	72	Marco BEZZECCHI	ITA	Mooney VR46 Racing Team	DUCATI	1'29.659	10 13	0.390 0.299	291.8
5	43	Jack MILLER	AUS	Red Bull KTM Factory Racing	KTM	1'29.800	12 15	0.531 0.141	289.5
6	41	Aleix ESPARGARO	SPA	Aprilia Racing	APRILIA	1'29.825	11 11	0.556 0.025	284.9
7	37	Augusto FERNANDEZ	SPA	GASGAS Factory Racing Tech3	KTM	1'29.845	12 15	0.576 0.020	283.4
8	1	Francesco BAGNAIA	ITA	Ducati Lenovo Team	DUCATI	1'29.909	13 13	0.640 0.064	288.0
9	21	Franco MORBIDELLI	ITA	Monster Energy Yamaha MotoGP	YAMAHA	1'29.973	15 15	0.704 0.064	282.7
10	89	Jorge MARTIN	SPA	Prima Pramac Racing	DUCATI	1'29.989	14 14	0.720 0.016	292.6
11	12	Maverick VIÑALES	SPA	Aprilia Racing	APRILIA	1'30.012	12 13	0.743 0.023	287.2
12	88	Miguel OLIVEIRA	POR	CryptoDATA RNF MotoGP Team	APRILIA	1'30.024	15 15	0.755 0.012	287.2
13	49	Fabio DI GIANNANTONIO	ITA	Gresini Racing MotoGP	DUCATI	1'30.070	14 15	0.801 0.046	288.7
14	33	Brad BINDER	RSA	Red Bull KTM Factory Racing	KTM	1'30.117	15 16	0.848 0.047	288.0
15	10	Luca MARINI	ITA	Mooney VR46 Racing Team	DUCATI	1'30.490	14 15	1.221 0.373	288.7
16	20	Fabio QUARTARARO	FRA	Monster Energy Yamaha MotoGP	YAMAHA	1'30.659	13 15	1.390 0.169	287.2
17	25	Raul FERNANDEZ	SPA	CryptoDATA RNF MotoGP Team	APRILIA	1'30.896	12 13	1.627 0.237	285.7
18	30	Takaaki NAKAGAMI	JPN	LCR Honda IDEMITSU	HONDA	1'30.929	11 12	1.660 0.033	279.0
19	23	Enea BASTIANINI	ITA	Ducati Lenovo Team	DUCATI	1'31.055	15 15	1.786 0.126	284.9
20	94	Jonas FOLGER	GER	GASGAS Factory Racing Tech3	KTM	1'31.235	13 14	1.966 0.180	276.2

Practice condition: **Wet**

Air: 16°

Humidity: 67%

Ground: 20°

Fastest Lap:	Lap: 16	Marc MARQUEZ	1'29.269	148 Km/h
Best Race Lap:	2019	Marc MARQUEZ	1'21.228	162.6 Km/h
All Time Lap Record:	2022	Francesco BAGNAIA	1'19.765	165.6 Km/h

The results are provisional until the end of the limit for protest and appeals.

Time limit for protest expires 30' after publication of the results - Time:

These data/results cannot be reproduced, stored and/or transmitted in whole or in part by any manner of electronic, mechanical, photocopying, recording, broadcasting or otherwise now known or herein after developed without the previous express consent by the copyright owner, except for reproduction in daily press and regular printed publications on sale to the public within 60 days of the event related to those data/results and always provided that copyright symbol appears together as follows below.

© DORNA, 2023

Official MotoGP Timing by TISSOT

www.motogp.com

Sachsenring, Saturday, June 17, 2023





3671 m.

LIQUI MOLY MOTORRAD GRAND PRIX DEUTSCHLAND

Free Practice

Top Speed & Average

12



Rider	Nation	Motorcycle	Top 5 speeds					Average	Top
89 Jorge MARTIN	SPA	DUCATI	292.6	291.1	288.0	288.0	284.2	288.0	292.6
5 Johann ZARCO	FRA	DUCATI	291.8	291.1	291.1	290.3	287.2	290.3	291.8
72 Marco BEZZECCHI	ITA	DUCATI	291.8	290.3	290.3	288.7	288.0	289.5	291.8
73 Alex MARQUEZ	SPA	DUCATI	291.1	289.5	289.5	288.7	288.7	289.5	291.1
43 Jack MILLER	AUS	KTM	289.5	288.0	288.0	287.2	286.4	287.8	289.5
10 Luca MARINI	ITA	DUCATI	288.7	288.0	287.2	286.4	284.2	286.5	288.7
49 Fabio DI GIANNANTONIO	ITA	DUCATI	288.7	287.2	287.2	286.4	284.9	286.6	288.7
1 Francesco BAGNAIA	ITA	DUCATI	288.0	287.2	284.9	284.2	283.4	285.5	288.0
33 Brad BINDER	RSA	KTM	288.0	287.2	286.4	285.7	285.7	286.6	288.0
93 Marc MARQUEZ	SPA	HONDA	288.0	287.2	287.2	286.4	284.9	286.7	288.0
12 Maverick VIÑALES	SPA	APRILIA	287.2	286.4	285.7	284.9	283.4	285.5	287.2
20 Fabio QUARTARARO	FRA	YAMAHA	287.2	286.4	285.7	284.9	284.2	285.3	287.2
88 Miguel OLIVEIRA	POR	APRILIA	287.2	283.4	283.4	282.7	282.7	283.9	287.2
25 Raul FERNANDEZ	SPA	APRILIA	285.7	284.2	282.7	280.5	279.7	282.6	285.7
23 Enea BASTIANINI	ITA	DUCATI	284.9	284.2	284.2	281.2	280.5	283.0	284.9
41 Aleix ESPARGARO	SPA	APRILIA	284.9	283.4	282.7	281.2	281.2	282.7	284.9
37 Augusto FERNANDEZ	SPA	KTM	283.4	282.7	281.9	279.0	278.3	281.1	283.4
21 Franco MORBIDELLI	ITA	YAMAHA	282.7	281.9	281.2	279.7	279.7	280.8	282.7
30 Takaaki NAKAGAMI	JPN	HONDA	279.0	276.9	272.7	271.3	270.0	274.0	279.0
94 Jonas FOLGER	GER	KTM	276.2	270.6	268.6	264.7	264.0	268.0	276.2

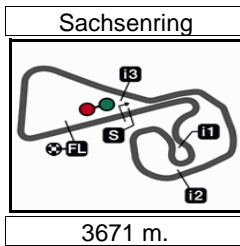
These data/results cannot be reproduced, stored and/or transmitted in whole or in part by any manner of electronic, mechanical, photocopying, recording, broadcasting or otherwise now known or herein after developed without the previous express consent by the copyright owner, except for reproduction in daily press and regular printed publications on sale to the public within 60 days of the event related to those data/results and always provided that copyright symbol appears together as follows below.

© DORNA, 2023

Official MotoGP Timing by TISSOT
www.motogp.com



Sachsenring, Saturday, June 17, 2023



Results and timing service provided by TISSOT

MotoGP™

LIQUI MOLY MOTORRAD GRAND PRIX DEUTSCHLAND

Free Practice

Chronological Analysis of Performances

13

* Lap / Sector time cancelled T1 Time from finish line to 1st intermediate T3 Time from 2nd intermed. to 3rd intermed.
P Crossing the finish line in pit lane T2 Time from 1st intermed. to 2nd intermed. T4 Time from 3rd intermediate to finish line
**Tyre data subject to further updates

Lap	Lap Time	T1	T2	T3	T4	Speed	Lap	Lap Time	T1	T2	T3	T4	Speed	
1st	93	Marc MARQUEZ				HONDA	SPA	13	1'30.877	20.088	26.520	21.123	23.146	291.1
		Repsol Honda Team						14	1'29.297	19.606	25.981	20.756	22.954	289.5
		Runs=2 Total laps=16 Full laps=13 Valid laps=13						15	1'29.944	19.815	26.065	20.835	23.229	289.5

Run #	1	Front Tyre	Wet-Medium	Rear Tyre	Wet-Soft
		New Tyre		New Tyre	
1	1'57.844	22.958	28.275	22.865	25.167
2	1'34.781	21.426	27.160	22.240	23.955
3	1'36.685	20.750	26.917	22.166	26.852
4	1'33.349	21.420	26.956	21.761	23.212
5	1'39.873	26.318	28.437	21.783	23.335
6	1'32.916	21.246	26.532	21.628	23.510
7	1'31.064	19.907	26.066	21.811	23.280
8	1'38.078	P 21.359	27.231	22.186	27.302
Run #	2	Front Tyre	Wet-Medium	Rear Tyre	Wet-Soft
		8 Laps at start		8 Laps at start	
9	6'24.434	22.138	26.820	22.160	23.470
10	1'30.363	19.908	25.937	21.192	23.326
11	1'30.236	19.877	25.838	21.181	23.340
12	1'33.230	20.233	27.085	22.129	23.783
13	1'30.174	19.879	25.917	21.233	23.145
14	1'29.728	19.590	25.870	21.068	23.200
15	1'43.947	23.983	29.664	22.935	27.365
16	1'29.269	19.691	25.667	20.723	23.188

2nd	73	Alex MARQUEZ				DUCATI	SPA
		Gresini Racing MotoGP					
		Runs=3 Total laps=15 Full laps=10 Valid laps=10					
Run #	1	Front Tyre	Wet-Medium	Rear Tyre	Wet-Soft		
		New Tyre		New Tyre			
1	1'57.703	22.667	29.460	23.171	25.980		
2	1'34.684	21.206	27.235	22.225	24.018		
3	1'33.009	20.478	26.827	22.064	23.640		
4	1'31.083	20.003	26.300	21.463	23.317		
5	1'35.141	P 19.809	26.324	21.403	27.605		
Run #	2	Front Tyre	Wet-Medium	Rear Tyre	Wet-Soft		
		5 Laps at start		5 Laps at start			
6	6'31.081	25.395	27.651	22.456	23.802		
7	1'31.231	20.102	26.394	21.399	23.336		
8	1'30.246	19.832	26.099	21.131	23.184		
9	1'30.216	19.718	25.976	21.050	23.472		
10	1'33.739	19.902	27.550	22.574	23.713		
11	1'35.252	P 19.782	25.949	21.268	28.253		
Run #	3	Front Tyre	Wet-Medium	Rear Tyre	Wet-Medium		
		11 Laps at start			New Tyre		
12	3'21.049	21.543	27.691	24.596	23.968		

3rd	5	Johann ZARCO				DUCATI	FRA
		Prima Pramac Racing					
		Runs=3 Total laps=15 Full laps=10 Valid laps=10					
Run #	1	Front Tyre	Wet-Medium	Rear Tyre	Wet-Soft		
		New Tyre		New Tyre			
1	1'43.038	22.063	28.629	22.824	24.406		
2	1'33.012	20.705	26.863	21.836	23.608		
3	1'35.058	P 20.336	26.366	21.482	26.874		
Run #	2	Front Tyre	Wet-Medium	Rear Tyre	Wet-Soft		
		3 Laps at start		3 Laps at start			
4	5'50.712	20.641	27.169	21.786	23.281		
5	1'30.892	19.962	26.410	21.302	23.218		
6	1'34.149	P 19.963	26.106	21.157	26.923		
Run #	3	Front Tyre	Wet-Medium	Rear Tyre	Wet-Soft		
		6 Laps at start		6 Laps at start			
7	4'25.650	22.281	27.047	21.741	23.305		
8	1'30.281	19.807	25.950	20.962	23.562		
9	1'29.674	19.750	25.934	20.964	23.026		
10	1'29.390	19.562	25.891	21.058	22.879		
11	1'29.860	19.651	25.959	20.883	23.367		
12	1'33.816	19.654	26.100	23.619	24.443		
13	1'30.073	19.900	25.985	20.966	23.222		
14	1'33.826	19.959	25.911	21.836	26.120		
15	1'29.360	19.718	25.809	20.682	23.151		

4th	72	Marco BEZZECCHI				DUCATI	ITA
		Mooney VR46 Racing Team					
		Runs=3 Total laps=13 Full laps=8 Valid laps=8					
Run #	1	Front Tyre	Wet-Medium	Rear Tyre	Wet-Soft		
		New Tyre		New Tyre			
1	1'57.582	22.093	29.173	24.278	26.543		
2	1'34.698	21.058	27.426	22.270	23.944		
3	1'40.637	P 20.931	26.919	22.191	30.596		
Run #	2	Front Tyre	Wet-Medium	Rear Tyre	Wet-Soft		
		3 Laps at start		3 Laps at start			
4	4'52.308	23.773	27.555	22.373	23.703		
5	1'31.558	20.193	26.558	21.591	23.216		
6	1'30.638	19.870	26.140	21.370	23.258		
7	1'30.591	19.801	26.083	21.436	23.271		
8	1'30.136	19.651	26.017	21.338	23.130		
9	1'29.877	19.566	25.937	21.317	23.057		

Fastest Lap:	Marc MARQUEZ	Repsol Honda Team	SPA	1'29.269	19.691	25.667	20.723	23.188
---------------------	--------------	-------------------	-----	-----------------	--------	--------	--------	--------

These data/results cannot be reproduced, stored and/or transmitted in whole or in part by any manner of electronic, mechanical, photocopying, recording, broadcasting or otherwise now known or herein after developed without the previous express consent by the copyright owner, except for reproduction in daily press and regular printed publications on sale to the public within 60 days of the event related to those data/results and always provided that copyright symbol appears together as follows below.
© DORNA, 2023



Free Practice

MotoGP

Lap	Lap Time	T1	T2	T3	T4	Speed	Lap	Lap Time	T1	T2	T3	T4	Speed																										
10	1'29.659	19.584	25.907	21.128	23.040	288.7	4	1'32.051	20.425	26.354	21.705	23.567	266.0																										
11	1'40.632	P 21.487	27.090	21.635	30.420	291.8	5	1'31.630	20.181	26.336	21.637	23.476	264.7																										
Run # 3		Front Tyre Wet-Medium				Rear Tyre Wet-Soft																																	
		11 Laps at start				11 Laps at start																																	
12	7'47.068	25.213	28.237	22.049	23.900		6	1'31.168	20.015	26.277	21.530	23.346	277.6																										
13	1'30.084	19.651	25.927	21.166	23.340	288.0	7	1'30.929	19.998	26.066	21.441	23.424	268.6																										
5th 43		Jack MILLER				KTM				AUS																													
		Red Bull KTM Factory Racing																																					
		Runs=2 Total laps=15				Full laps=12 Valid laps=12																																	
Run # 1		Front Tyre Wet-Medium				Rear Tyre Wet-Soft																																	
		New Tyre				New Tyre																																	
1	2'20.036	22.656	27.339	22.802	23.861		8	1'38.265	P 19.862	26.525	22.053	29.825	278.3																										
2	1'31.989	20.080	26.526	21.608	23.775	274.1	Run # 2		Front Tyre Wet-Medium				Rear Tyre Wet-Soft																										
3	1'31.718	19.932	26.327	22.134	23.325	283.4			8 Laps at start				8 Laps at start																										
4	1'31.504	20.505	26.194	21.433	23.372	289.5	9	8'48.829	21.925	27.509	22.684	24.125																											
5	1'30.443	19.731	26.053	21.374	23.285	280.5	10	1'31.090	20.120	26.053	21.581	23.336	272.0																										
6	1'41.249	20.022	35.911	22.025	23.291	281.2	11	1'29.985	19.810	25.903	21.173	23.099	279.0																										
7	1'30.401	19.689	25.993	21.377	23.342	284.9	12	1'29.845	19.609	25.913	21.074	23.249	283.4																										
8	1'38.758	P 21.297	28.173	21.980	27.308	277.6	13	1'30.704	19.667	25.929	21.133	23.975	282.7																										
Run # 2		Front Tyre Wet-Medium				Rear Tyre Wet-Soft				8th 1		Francesco BAGNAIA		DUCATI		ITA																							
		8 Laps at start				8 Laps at start						Ducati Lenovo Team																											
		Runs=3 Total laps=13				Full laps=8 Valid laps=8				Run # 1		Front Tyre Wet-Medium				Rear Tyre Wet-Soft																							
		New Tyre				New Tyre						7 Laps at start				7 Laps at start																							
9	7'39.036	22.015	26.974	21.753	25.683		1	2'14.896	22.234	28.496	23.035	24.095																											
10	1'30.478	19.743	26.020	21.332	23.383	287.2	2	1'34.524	20.966	27.086	22.438	24.034	259.6																										
11	1'33.125	19.785	27.725	22.067	23.548	281.2	3	1'32.091	20.178	26.655	21.724	23.534	276.9																										
12	1'29.800	19.554	25.938	21.157	23.151	288.0	4	1'31.194	20.047	26.346	21.592	23.209	275.5																										
13	1'35.461	19.657	31.483	21.293	23.028	288.0	5	1'30.742	19.931	26.254	21.403	23.154	278.3																										
14	1'33.046	21.112	27.376	21.412	23.146	284.9	6	1'30.576	19.793	26.209	21.296	23.278	284.2																										
15	1'31.432	19.613	25.944	21.374	24.501	286.4	7	1'40.746	P 19.813	26.249	26.130	28.554	283.4																										
6th 41		Aleix ESPARGARO				APRILIA				SPA																													
		Aprilia Racing																																					
		Runs=2 Total laps=11				Full laps=8 Valid laps=8																																	
Run # 1		Front Tyre Wet-Medium				Rear Tyre Wet-Soft				Run # 2		Front Tyre Wet-Medium				Rear Tyre Wet-Soft																							
		New Tyre				New Tyre						7 Laps at start				7 Laps at start																							
1	2'09.852	23.625	28.087	23.419	24.277		8	7'37.130	24.870	27.073	22.024	23.732																											
2	1'33.771	20.919	27.106	21.864	23.882	270.6	9	1'30.851	19.982	26.302	21.413	23.154	280.5																										
3	1'34.022	20.868	28.276	21.639	23.239	269.3	10	1'30.081	19.757	26.078	21.280	22.966	287.2																										
4	1'31.048	20.185	26.088	21.519	23.256	275.5	11	1'33.428	P 19.824	26.081	21.175	26.348	288.0																										
5	1'30.438	19.930	26.031	21.346	23.131	279.7	Run # 3		Front Tyre Wet-Medium				Rear Tyre Wet-Soft																										
6	1'43.765	P 22.652	30.072	23.038	28.003	284.9			11 Laps at start				11 Laps at start																										
Run # 2		Front Tyre Wet-Medium				Rear Tyre Wet-Soft				12		5'14.918				21.499				26.899				21.548				23.653											
		6 Laps at start				6 Laps at start						13				1'29.909				19.815				26.051				20.774				23.269				284.9			
7	14'49.567	22.596	26.552	21.693	23.924		9th 21		Franco MORBIDELLI		YAMAHA		ITA																										
8	1'30.885	20.084	26.018	21.393	23.390	281.2			Monster Energy Yamaha MotoGP																														
9	1'30.385	19.907	25.929	21.306	23.243	283.4			Runs=2 Total laps=15		Full laps=12 Valid laps=12																												
10	1'39.148	19.803	25.901	21.311	32.133	281.2	Run # 1		Front Tyre Wet-Soft				Rear Tyre Wet-Soft																										
11	1'29.825	19.815	25.895	20.854	23.261	282.7			New Tyre				New Tyre																										
7th 37		Augusto FERNANDEZ				KTM				SPA																													
		GASGAS Factory Racing Tech3																																					
		Runs=2 Total laps=15				Full laps=11 Valid laps=11																																	
Run # 1		Front Tyre Wet-Medium				Rear Tyre Wet-Soft				1		2'10.731				24.787				29.303				23.276				24.267											
		New Tyre				New Tyre						2				1'52.813				36.893				29.415				22.865				23.640				272.0			
1	2'06.633	24.600	30.807	25.484	26.784				3				1'32.663				20.719				26.889				21.706				23.349				272.7						
2	1'40.389	24.406	28.123	23.035	24.825	227.8			4				1'32.117				20.561				26.589				21.785				23.182				272.7						
3	1'34.402	21.190	27.082	22.295	23.835	250.5			5				1'30.888				20.106				26.163				21.512				23.107				281.2						
Run # 2		Front Tyre Wet-Medium				Rear Tyre Wet-Soft				6		1'30.602				20.022				26.053				21.487				23.040				279.7							
		New Tyre				New Tyre						7				1'41.163				20.114				32.909				24.216				23.924				279.7			
9	7'24.646	25.179	28.358	22.738	23.724				8				1'36.688				P 20.851				27.080				21.762				26.995				272.0						
10	1'32.043	20.069	26.462	22.097	23.415	272.7	Run # 2		Front Tyre Wet-Medium				Rear Tyre Wet-Soft																										
11	1'36.241	19.876	26.262	25.350	24.753	275.5			New Tyre				8 Laps at start																										

Fastest Lap: Marc MARQUEZ Repsol Honda Team SPA **1'29.269** 19.691 25.667 20.723 23.188

These data/results cannot be reproduced, stored and/or transmitted in whole or in part by any manner of electronic, mechanical, photocopying, recording, broadcasting or otherwise now known or herein after developed without the previous express consent by the copyright owner, except for reproduction in daily press and regular printed publications on sale to the public within 60 days of the event related to those data/results and always provided that copyright symbol appears together as follows below.
© DORNA, 2023



Free Practice

MotoGP

Lap	Lap Time	T1	T2	T3	T4	Speed	Lap	Lap Time	T1	T2	T3	T4	Speed
12	1'30.292	20.023	25.871	21.224	23.174	279.7	3	1'34.871	21.034	27.688	22.286	23.863	268.6
13	1'30.114	19.844	25.900	21.115	23.255	278.3	4	1'40.785 P	22.882	28.705	22.313	26.885	272.0
14	1'46.599	25.117	31.523	22.225	27.734	281.9	Run # 2 Front Tyre Wet-Medium Rear Tyre Wet-Soft						
15	1'29.973	19.737	25.775	21.118	23.343	282.7	4 Laps at start New Tyre						

10th 89 **Jorge MARTIN** DUCATI SPA
 Prima Pramac Racing
 Runs=3 Total laps=14 Full laps=9 Valid laps=9

Run #	1	Front Tyre	Wet-Medium	Rear Tyre	Wet-Soft	
		New Tyre		New Tyre		
1	2'01.708	22.740	28.610	23.201	24.415	
2	1'32.879	20.714	27.002	21.796	23.367	272.7
3	1'33.888	20.914	27.193	21.776	24.005	284.2
4	1'30.947	20.032	26.317	21.397	23.201	278.3
5	1'34.161	22.760	26.739	21.304	23.358	277.6
6	1'30.706	19.710	26.214	21.495	23.287	291.1
7	1'35.568 P	19.773	26.229	21.406	28.160	288.0

Run #	2	Front Tyre	Wet-Medium	Rear Tyre	Wet-Soft	
		7 Laps at start		7 Laps at start		
8	7'52.993	23.932	26.906	22.438	23.774	
9	1'30.663	20.060	26.029	21.335	23.239	283.4
10	1'37.552	19.805	27.820	25.002	24.925	281.9
11	1'35.826	21.337	28.875	22.306	23.308	292.6
12	1'34.233 P	19.830	26.219	21.273	26.911	284.2

Run #	3	Front Tyre	Wet-Medium	Rear Tyre	Wet-Medium	
		12 Laps at start		New Tyre		
13	4'05.991	21.463	27.697	22.124	23.642	
14	1'29.989	19.869	25.890	20.892	23.338	288.0

11th 12 **Maverick VIÑALES** APRILIA SPA
 Aprilia Racing
 Runs=2 Total laps=13 Full laps=9 Valid laps=9

Run #	1	Front Tyre	Wet-Medium	Rear Tyre	Wet-Soft	
		New Tyre		New Tyre		
1	2'08.607	23.395	29.994	23.574	24.213	
2	1'33.393	21.033	26.888	21.920	23.552	258.3
3	1'34.808	22.655	27.271	21.591	23.291	272.7
4	1'30.831	20.117	26.169	21.407	23.138	274.1
5	1'30.329	19.779	25.996	21.394	23.160	286.4
6	1'41.765 P	22.830	27.199	22.481	29.255	276.9

Run #	2	Front Tyre	Wet-Medium	Rear Tyre	Wet-Soft	
		6 Laps at start		6 Laps at start		
7	5'24.384	21.122	27.427	22.041	23.565	
8	1'30.938	20.060	26.197	21.412	23.269	276.2
9	1'31.997	21.242	26.244	21.312	23.199	287.2
10	1'30.428	19.771	26.065	21.356	23.236	281.2
11	1'30.081	19.645	25.978	21.209	23.249	284.9
12	1'30.012	19.722	26.010	21.073	23.207	283.4
13	1'36.270 P	19.721	25.941	21.226	29.382	285.7

12th 88 **Miguel OLIVEIRA** APRILIA POR
 CryptoDATA RNF MotoGP Team
 Runs=3 Total laps=15 Full laps=10 Valid laps=10

Run #	1	Front Tyre	Wet-Medium	Rear Tyre	Wet-Medium	
		New Tyre		New Tyre		
1	2'11.414	24.082	30.288	25.053	25.817	
2	1'37.911	21.835	28.888	23.154	24.034	247.1

Run #	2	Front Tyre	Wet-Medium	Rear Tyre	Wet-Soft	
		4 Laps at start		New Tyre		
5	4'09.365	22.501	29.217	22.260	24.186	
6	1'31.466	20.459	26.574	21.429	23.004	273.4
7	1'30.502	19.978	26.185	21.203	23.136	281.2
8	1'30.461	19.961	26.133	21.273	23.094	281.9
9	1'30.659	20.035	26.271	21.211	23.142	282.7
10	1'39.135	22.676	29.654	22.598	24.207	275.5
11	1'30.200	19.863	25.987	21.076	23.274	283.4
12	1'34.837 P	19.847	26.029	22.076	26.885	283.4

Run #	3	Front Tyre	Wet-Medium	Rear Tyre	Wet-Soft	
		12 Laps at start		8 Laps at start		
13	5'59.563	21.492	26.683	21.715	23.406	
14	1'30.378	19.959	26.061	21.027	23.331	282.7
15	1'30.024	19.819	26.017	20.838	23.350	287.2

13th 49 **Fabio DI GIANNANTONI** DUCATI ITA
 Gresini Racing MotoGP
 Runs=2 Total laps=15 Full laps=11 Valid laps=11

Run #	1	Front Tyre	Wet-Soft	Rear Tyre	Wet-Soft	
		New Tyre		New Tyre		
1	1'57.739	21.998	29.030	23.777	26.455	
2	1'34.715	21.313	27.198	22.276	23.928	264.0
3	1'32.760	20.230	26.909	22.100	23.521	280.5
4	1'32.138	20.415	26.562	21.759	23.402	288.7
5	1'31.547	20.107	26.386	21.741	23.313	280.5
6	1'37.841 P	19.939	26.433	21.679	29.790	283.4

Run #	2	Front Tyre	Wet-Medium	Rear Tyre	Wet-Soft	
		New Tyre		6 Laps at start		
7	6'51.080	23.086	27.602	22.213	23.798	
8	1'31.089	19.949	26.306	21.601	23.233	283.4
9	1'30.781	19.801	26.249	21.436	23.295	284.9
10	1'33.847	19.786	26.096	24.450	23.515	287.2
11	1'30.183	19.774	25.984	21.228	23.197	284.9
12	1'38.635	23.633	28.847	22.474	23.681	274.8
13	1'30.722	19.776	26.012	21.681	23.253	286.4
14	1'30.070	19.612	26.052	21.199	23.207	287.2
15	1'40.117 P	21.867	27.561	22.299	28.390	274.8

14th 33 **Brad BINDER** KTM RSA
 Red Bull KTM Factory Racing
 Runs=2 Total laps=16 Full laps=13 Valid laps=13

Run #	1	Front Tyre	Wet-Medium	Rear Tyre	Wet-Soft	
		New Tyre		New Tyre		
1	2'09.585	23.478	30.159	24.398	24.490	
2	1'33.555	20.956	27.112	21.963	23.524	258.3
3	1'35.788	20.291	26.592	25.621	23.284	279.0
4	1'30.817	19.980	26.228	21.398	23.211	283.4
5	1'30.987	20.012	26.351	21.570	23.054	279.0
6	1'30.885	19.863	26.274	21.516	23.232	281.9
7	1'42.621	25.523	31.960	21.821	23.317	283.4
8	1'30.462	19.789	26.275	21.403	22.995	277.6
9	1'44.364 P	23.737	26.871	21.924	31.832	276.9

Fastest Lap: Marc MARQUEZ Repsol Honda Team SPA **1'29.269** 19.691 25.667 20.723 23.188

These data/results cannot be reproduced, stored and/or transmitted in whole or in part by any manner of electronic, mechanical, photocopying, recording, broadcasting or otherwise now known or herein after developed without the previous express consent by the copyright owner, except for reproduction in daily press and regular printed publications on sale to the public within 60 days of the event related to those data/results and always provided that copyright symbol appears together as follows below.
 © DORNA, 2023



Free Practice

MotoGP

Lap	Lap Time	T1	T2	T3	T4	Speed	Lap	Lap Time	T1	T2	T3	T4	Speed
17th 25 Raul FERNANDEZ APRILIA SPA CryptoDATA RNF MotoGP Team							Runs=2 Total laps=13 Full laps=9 Valid laps=9						
Run #	2	Front Tyre	Wet-Medium	Rear Tyre	Wet-Soft		Run #	1	Front Tyre	missing data	Rear Tyre	missing data	
		9 Laps at start			9 Laps at start				**	Laps at start	**	Laps at start	
10	7'20.760	23.040	27.556	22.136	23.579		1	2'20.680	22.117	28.357	23.234	24.619	
11	1'30.942	19.903	26.243	21.504	23.292	285.7	2	1'40.155	21.511	31.243	23.436	23.965	261.5
12	1'30.508	19.892	26.075	21.241	23.300	285.7	3	1'33.144	20.707	26.932	22.089	23.416	276.2
13	1'30.321	19.866	25.979	21.246	23.230	286.4	4	1'31.906	20.292	26.481	21.657	23.476	279.7
14	1'30.448	19.733	26.100	21.296	23.319	284.2	5	1'31.660	20.257	26.323	21.714	23.366	277.6
15	1'30.117	19.599	26.187	21.088	23.243	288.0	6	1'31.504	20.138	26.320	21.687	23.359	284.2
16	1'30.406	19.772	26.118	21.017	23.499	287.2	7	1'31.245	20.071	26.217	21.619	23.338	280.5
							8	1'44.285 P	22.907	28.244	23.692	29.442	279.0
15th 10 Luca MARINI DUCATI ITA Mooney VR46 Racing Team							Runs=2 Total laps=15 Full laps=11 Valid laps=11						
Run #	1	Front Tyre	Wet-Medium	Rear Tyre	Wet-Soft		Run #	2	Front Tyre	missing data	Rear Tyre	missing data	
		New Tyre			New Tyre				**	Laps at start	**	Laps at start	
1	1'58.257	21.798	29.043	23.298	25.777		9	7'08.651	22.509	27.393	22.568	24.033	
2	1'34.909	21.354	27.390	22.440	23.725	254.1	10	1'31.862	20.455	26.404	21.474	23.529	269.3
3	1'34.127	20.410	26.987	21.987	24.743	270.0	11	1'31.214	20.094	26.230	21.551	23.339	277.6
4	1'31.905	20.274	26.432	21.692	23.507	264.7	12	1'30.896	19.881	26.251	21.380	23.384	282.7
5	1'30.759	19.809	26.213	21.475	23.262	281.9	13	1'44.198 P	24.694	27.278	22.922	29.304	285.7
6	1'30.836	19.631	26.361	21.504	23.340	288.0							
7	1'30.674	19.586	26.231	21.478	23.379	288.7							
8	1'43.149 P	24.014	26.861	22.995	29.279	277.6							
18th 30 Takaaki NAKAGAMI HONDA JPN LCR Honda IDEMITSU							Runs=2 Total laps=12 Full laps=8 Valid laps=8						
Run #	1	Front Tyre	Wet-Medium	Rear Tyre	Wet-Soft		Run #	1	Front Tyre	Wet-Medium	Rear Tyre	Wet-Soft	
		New Tyre			New Tyre					New Tyre			
1	2'14.484	23.715	28.926	23.849	25.051		2	1'38.730	22.794	30.120	22.118	23.698	255.3
2	1'38.730	22.794	30.120	22.118	23.698	255.3	3	1'33.075	21.010	26.740	21.779	23.546	263.4
3	1'33.075	21.010	26.740	21.779	23.546	263.4	4	1'32.135	20.494	26.606	21.563	23.472	271.3
4	1'32.135	20.494	26.606	21.563	23.472	271.3	5	1'31.776	20.360	26.535	21.449	23.432	267.3
5	1'31.776	20.360	26.535	21.449	23.432	267.3	6	1'32.267	20.517	26.377	21.611	23.762	266.6
6	1'32.267	20.517	26.377	21.611	23.762	266.6	7	1'43.037 P	24.839	29.118	21.823	27.257	270.0
7	1'43.037 P	24.839	29.118	21.823	27.257	270.0							
16th 20 Fabio QUARTARARO YAMAHA FRA Monster Energy Yamaha MotoGP							Runs=2 Total laps=15 Full laps=11 Valid laps=11						
Run #	1	Front Tyre	Wet-Medium	Rear Tyre	Wet-Soft		Run #	2	Front Tyre	Wet-Medium	Rear Tyre	Wet-Soft	
		New Tyre			New Tyre					New Tyre			
1	2'44.440	20.575	27.541	22.517	27.548		8	8'29.220	23.739	27.445	22.191	23.552	
2	1'33.510	20.762	27.356	21.808	23.584	264.0	9	1'32.216	20.632	26.397	21.716	23.471	269.3
3	1'31.464	20.070	26.773	21.506	23.115	280.5	10	1'31.388	20.356	26.142	21.453	23.437	276.9
4	1'31.200	19.963	26.596	21.484	23.157	283.4	11	1'30.929	20.359	26.069	21.165	23.336	272.7
5	1'30.763	19.761	26.377	21.306	23.319	285.7	12	1'34.910 P	20.148	26.178	21.231	27.353	279.0
6	1'31.012	19.847	26.484	21.412	23.269	281.9							
7	1'38.266 P	21.700	27.348	21.638	27.580	284.2							
19th 23 Enea BASTIANINI DUCATI ITA Ducati Lenovo Team							Runs=2 Total laps=15 Full laps=12 Valid laps=12						
Run #	1	Front Tyre	Wet-Medium	Rear Tyre	Wet-Soft		Run #	1	Front Tyre	Wet-Medium	Rear Tyre	Wet-Soft	
		New Tyre			New Tyre					New Tyre			
1	2'17.947	21.892	28.325	22.816	24.486		2	1'34.114	20.735	27.522	22.056	23.801	270.6
2	1'34.114	20.735	27.522	22.056	23.801	270.6	3	1'32.919	20.683	26.726	21.862	23.648	270.6
3	1'32.919	20.683	26.726	21.862	23.648	270.6	4	1'32.201	20.470	26.605	21.453	23.673	266.6
4	1'32.201	20.470	26.605	21.453	23.673	266.6	5	1'32.097	20.278	26.645	21.616	23.558	267.3
5	1'32.097	20.278	26.645	21.616	23.558	267.3	6	1'32.037	20.286	26.561	21.646	23.544	272.0
6	1'32.037	20.286	26.561	21.646	23.544	272.0	7	1'31.342	20.021	26.412	21.386	23.523	281.2
7	1'31.342	20.021	26.412	21.386	23.523	281.2	8	1'37.756 P	22.114	26.883	21.823	26.936	270.0
8	1'37.756 P	22.114	26.883	21.823	26.936	270.0							

Fastest Lap: Marc MARQUEZ Repsol Honda Team SPA **1'29.269** 19.691 25.667 20.723 23.188

These data/results cannot be reproduced, stored and/or transmitted in whole or in part by any manner of electronic, mechanical, photocopying, recording, broadcasting or otherwise now known or herein after developed without the previous express consent by the copyright owner, except for reproduction in daily press and regular printed publications on sale to the public within 60 days of the event related to those data/results and always provided that copyright symbol appears together as follows below.
© DORNA, 2023



Free Practice

MotoGP

Lap	Lap Time	T1	T2	T3	T4	Speed	Lap	Lap Time	T1	T2	T3	T4	Speed
Run #	2	Front Tyre	Wet-Medium	Rear Tyre	Wet-Soft								
		8 Laps at start				8 Laps at start							
9	7'47.416	20.820	26.909	21.710	23.657								
10	1'31.458	20.207	26.275	21.468	23.508	272.7							
11	1'34.605	19.946	26.232	24.352	24.075	280.5							
12	1'31.258	20.091	26.316	21.364	23.487	273.4							
13	1'31.300	19.973	26.295	21.473	23.559	284.2							
14	1'33.223	20.383	27.469	21.739	23.632	284.9							
15	1'31.055	19.888	26.170	21.470	23.527	284.2							

20th 94 **Jonas FOLGER** KTM GER
 GASGAS Factory Racing Tech3
 Runs=2 Total laps=14 Full laps=10 Valid laps=10

Run #	1	Front Tyre	Wet-Soft	Rear Tyre	Wet-Soft	
		New Tyre		New Tyre		
1	2'22.355	22.379	29.183	24.061	25.592	
2	1'37.169	21.507	28.076	23.033	24.553	245.4
3	1'36.482	21.086	28.847	22.488	24.061	264.0
4	1'33.489	21.162	26.979	21.839	23.509	262.1
5	1'36.142	20.812	27.341	24.014	23.975	257.1
6	1'32.890	20.615	26.823	21.915	23.537	264.7
7	1'34.145	20.635	26.861	22.345	24.304	264.0
8	1'32.513	20.640	26.424	21.800	23.649	257.1
9	1'39.300 P	22.042	27.381	22.459	27.418	254.7

Run #	2	Front Tyre	Wet-Medium	Rear Tyre	Wet-Soft	
		New Tyre			9 Laps at start	
10	7'53.650	22.603	27.748	22.875	26.138	
11	1'32.502	20.438	26.450	21.904	23.710	262.1
12	1'31.761	20.295	26.438	21.646	23.382	268.6
13	1'31.235	20.051	26.329	21.409	23.446	276.2
14	1'37.756 P	21.443	28.255	21.742	26.316	270.6

Fastest Lap: Marc MARQUEZ Repsol Honda Team SPA **1'29.269** 19.691 25.667 20.723 23.188

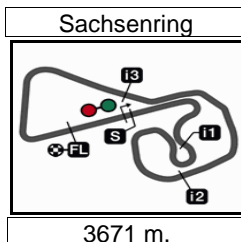
These data/results cannot be reproduced, stored and/or transmitted in whole or in part by any manner of electronic, mechanical, photocopying, recording, broadcasting or otherwise now known or herein after developed without the previous express consent by the copyright owner, except for reproduction in daily press and regular printed publications on sale to the public within 60 days of the event related to those data/results and always provided that copyright symbol appears together as follows below.
 © DORNA, 2023

Official MotoGP Timing by **TISSOT**
 www.motogp.com

Sachsenring, Saturday, June 17, 2023

Page 5 of 5





Results and timing service provided by **TISSOT**

LIQUI MOLY MOTORRAD GRAND PRIX DEUTSCHLAND

Free Practice

Best Partial Times

MotoGP™

IT Ideal Lap Time, sum of the best partial times

BT Best Lap Time

		T1		T2		T3		T4					
<i>Pos</i>	<i>Rider</i>	<i>Time</i>	<i>Rider</i>	<i>Time</i>	<i>Rider</i>	<i>Time</i>	<i>Rider</i>	<i>Time</i>	<i>Pos</i>	<i>Rider</i>	<i>IT</i>	<i>BT</i>	
1	J.MILLER	19.554	M.MARQUEZ	25.667	J.ZARCO	20.682	J.ZARCO	22.879	1	J.ZARCO	1'28.932	1'29.360	(3)
2	J.ZARCO	19.562	F.MORBIDELLI	25.775	M.MARQUEZ	20.723	A.MARQUEZ	22.954	2	M.MARQUEZ	1'29.125	1'29.269	(1)
3	M.BEZZECCHI	19.566	J.ZARCO	25.809	A.MARQUEZ	20.756	F.BAGNAIA	22.966	3	A.MARQUEZ	1'29.265	1'29.297	(2)
4	L.MARINI	19.586	J.MARTIN	25.890	F.BAGNAIA	20.774	B.BINDER	22.995	4	F.BAGNAIA	1'29.548	1'29.909	(8)
5	M.MARQUEZ	19.590	A.ESPARGARO	25.895	M.OLIVEIRA	20.838	M.OLIVEIRA	23.004	5	B.BINDER	1'29.590	1'30.117	(14)
6	B.BINDER	19.599	A.FERNANDEZ	25.903	A.ESPARGARO	20.854	J.MILLER	23.028	6	M.BEZZECCHI	1'29.641	1'29.659	(4)
7	A.MARQUEZ	19.606	M.BEZZECCHI	25.907	J.MARTIN	20.892	F.MORBIDELLI	23.040	7	M.OLIVEIRA	1'29.648	1'30.024	(12)
8	A.FERNANDEZ	19.609	J.MILLER	25.938	B.BINDER	21.017	M.BEZZECCHI	23.040	8	F.MORBIDELLI	1'29.667	1'29.973	(9)
9	F.DI GIANNANTO	19.612	M.VIÑALES	25.941	M.VIÑALES	21.073	A.FERNANDEZ	23.099	9	J.MILLER	1'29.677	1'29.800	(5)
10	M.VIÑALES	19.645	A.MARQUEZ	25.949	A.FERNANDEZ	21.074	F.QUARTARARO	23.115	10	A.ESPARGAR	1'29.683	1'29.825	(6)
11	F.QUARTARARO	19.655	B.BINDER	25.979	F.MORBIDELLI	21.115	A.ESPARGARO	23.131	11	A.FERNANDEZ	1'29.685	1'29.845	(7)
12	J.MARTIN	19.710	F.DI GIANNANTO	25.984	M.BEZZECCHI	21.128	M.VIÑALES	23.138	12	J.MARTIN	1'29.693	1'29.989	(10)
13	F.MORBIDELLI	19.737	M.OLIVEIRA	25.987	J.MILLER	21.157	M.MARQUEZ	23.145	13	M.VIÑALES	1'29.797	1'30.012	(11)
14	F.BAGNAIA	19.757	L.MARINI	26.024	T.NAKAGAMI	21.165	F.DI GIANNANTO	23.197	14	F.DI GIANNAN	1'29.992	1'30.070	(13)
15	A.ESPARGARO	19.803	F.BAGNAIA	26.051	F.DI GIANNANTO	21.199	J.MARTIN	23.201	15	L.MARINI	1'30.274	1'30.490	(15)
16	M.OLIVEIRA	19.819	T.NAKAGAMI	26.069	F.QUARTARARO	21.202	L.MARINI	23.262	16	F.QUARTARAR	1'30.293	1'30.659	(16)
17	R.FERNANDEZ	19.881	E.BASTIANINI	26.170	E.BASTIANINI	21.364	T.NAKAGAMI	23.336	17	T.NAKAGAMI	1'30.718	1'30.929	(18)
18	E.BASTIANINI	19.888	R.FERNANDEZ	26.217	R.FERNANDEZ	21.380	R.FERNANDEZ	23.338	18	R.FERNANDEZ	1'30.816	1'30.896	(17)
19	J.FOLGER	20.051	F.QUARTARARO	26.321	L.MARINI	21.402	J.FOLGER	23.382	19	E.BASTIANINI	1'30.909	1'31.055	(19)
20	T.NAKAGAMI	20.148	J.FOLGER	26.329	J.FOLGER	21.409	E.BASTIANINI	23.487	20	J.FOLGER	1'31.171	1'31.235	(20)


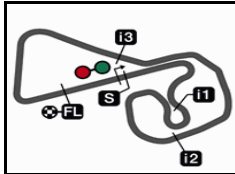
These data/results cannot be reproduced, stored and/or transmitted in whole or in part by any manner of electronic, mechanical, photocopying, recording, broadcasting or otherwise now known or herein after developed without the previous express consent by the copyright owner, except for reproduction in daily press and regular printed publications on sale to the public within 60 days of the event related to those data/results and always provided that copyright symbol appears together as follows below.

© DORNA, 2023

Official MotoGP Timing by **TISSOT**
www.motogp.com



Sachsenring

Results and timing service provided by **MotoGP™****LIQUI MOLY MOTORRAD GRAND PRIX DEUTSCHLAND****Free Practice****Fastest Laps Sequence**

3671 m.

<i>Practice Time</i>	 <i>Rider</i>	<i>Nation</i>	<i>Motorcycle</i>	<i>Time</i>	<i>Km/h</i>	<i>Rider's Lap</i>
3'16.050	5 Johann ZARCO	FRA	DUCATI	1'33.012	142.0	2
3'34.587	89 Jorge MARTIN	SPA	DUCATI	1'32.879	142.2	2
3'52.025	43 Jack MILLER	AUS	KTM	1'31.989	143.6	2
5'23.743	43 Jack MILLER	AUS	KTM	1'31.718	144.0	3
5'49.414	20 Fabio QUARTARARO	FRA	YAMAHA	1'31.464	144.4	3
6'36.479	73 Alex MARQUEZ	SPA	DUCATI	1'31.083	145.0	4
6'39.422	89 Jorge MARTIN	SPA	DUCATI	1'30.947	145.3	4
6'47.639	12 Maverick VIÑALES	SPA	APRILIA	1'30.831	145.4	4
6'49.745	33 Brad BINDER	RSA	KTM	1'30.817	145.5	4
8'09.957	10 Luca MARINI	ITA	DUCATI	1'30.759	145.6	5
8'17.968	12 Maverick VIÑALES	SPA	APRILIA	1'30.329	146.3	5
16'08.148	72 Marco BEZZECCHI	ITA	DUCATI	1'30.136	146.6	8
17'38.025	72 Marco BEZZECCHI	ITA	DUCATI	1'29.877	147.0	9
19'07.684	72 Marco BEZZECCHI	ITA	DUCATI	1'29.659	147.3	10
22'41.856	5 Johann ZARCO	FRA	DUCATI	1'29.390	147.8	10
28'44.608	73 Alex MARQUEZ	SPA	DUCATI	1'29.297	147.9	14
30'15.971	93 Marc MARQUEZ	SPA	HONDA	1'29.269	148.0	16

These data/results cannot be reproduced, stored and/or transmitted in whole or in part by any manner of electronic, mechanical, photocopying, recording, broadcasting or otherwise now known or herein after developed without the previous express consent by the copyright owner, except for reproduction in daily press and regular printed publications on sale to the public within 60 days of the event related to those data/results and always provided that copyright symbol appears together as follows below.

© DORNA, 2023

Official MotoGP Timing by TISSOT
www.motogp.com

Sachsenring, Saturday, June 17, 2023