




3671 m.

LIQUI MOLY MOTORRAD GRAND PRIX DEUTSCHLAND

Practice Nr. 2

Classification

6

	Rider	Nation	Team	Motorcycle	Time	Lap	Total	Gap	Top Speed
1	72 Marco BEZZECCHI	ITA	Mooney VR46 Racing Team	DUCATI	1'20.271	25	25		301.6
2	89 Jorge MARTIN	SPA	Prima Pramac Racing	DUCATI	1'20.311	31	31	0.040	0.040 300.8
3	41 Aleix ESPARGARO	SPA	Aprilia Racing	APRILIA	1'20.352	17	17	0.081	0.041 300.0
4	1 Francesco BAGNAIA	ITA	Ducati Lenovo Team	DUCATI	1'20.371	24	30	0.100	0.019 301.6
5	43 Jack MILLER	AUS	Red Bull KTM Factory Racing	KTM	1'20.420	23	29	0.149	0.049 300.0
6	20 Fabio QUARTARARO	FRA	Monster Energy Yamaha MotoGP	YAMAHA	1'20.623	22	26	0.352	0.203 297.5
7	10 Luca MARINI	ITA	Mooney VR46 Racing Team	DUCATI	1'20.639	31	31	0.368	0.016 301.6
8	23 Enea BASTIANINI	ITA	Ducati Lenovo Team	DUCATI	1'20.657	24	30	0.386	0.018 300.8
9	73 Alex MARQUEZ	SPA	Gresini Racing MotoGP	DUCATI	1'20.671	25	30	0.400	0.014 299.1
10	33 Brad BINDER	RSA	Red Bull KTM Factory Racing	KTM	1'20.765	24	30	0.494	0.094 302.5
11	49 Fabio DI GIANNANTONIO	ITA	Gresini Racing MotoGP	DUCATI	1'20.799	14	19	0.528	0.034 296.7
12	37 Augusto FERNANDEZ	SPA	GASGAS Factory Racing Tech3	KTM	1'20.818	23	29	0.547	0.019 299.1
13	88 Miguel OLIVEIRA	POR	CryptoDATA RNF MotoGP Team	APRILIA	1'20.862	14	19	0.591	0.044 298.3
14	5 Johann ZARCO	FRA	Prima Pramac Racing	DUCATI	1'20.875	18	21	0.604	0.013 298.3
15	12 Maverick VIÑALES	SPA	Aprilia Racing	APRILIA	1'20.885	20	24	0.614	0.010 300.8
16	21 Franco MORBIDELLI	ITA	Monster Energy Yamaha MotoGP	YAMAHA	1'21.122	24	25	0.851	0.237 299.1
17	25 Raul FERNANDEZ	SPA	CryptoDATA RNF MotoGP Team	APRILIA	1'21.857	17	21	1.586	0.735 295.8
18	93 Marc MARQUEZ	SPA	Repsol Honda Team	HONDA	1'22.141	5	20	1.870	0.284 296.7
19	94 Jonas FOLGER	GER	GASGAS Factory Racing Tech3	KTM	1'22.905	13	25	2.634	0.764 294.2
20	30 Takaaki NAKAGAMI	JPN	LCR Honda IDEMITSU	HONDA	1'23.950	3	3	3.679	1.045 289.5

Practice condition: Dry

Air: 19°

Humidity: 71%

Ground: 25°

Fastest Lap:	Lap: 25	Marco BEZZECCHI	1'20.271	164.6 Km/h
Best Race Lap:	2019	Marc MARQUEZ	1'21.228	162.6 Km/h
All Time Lap Record:	2022	Francesco BAGNAIA	1'19.765	165.6 Km/h

The results are provisional until the end of the limit for protest and appeals.

Time limit for protest expires 30' after publication of the results - Time:

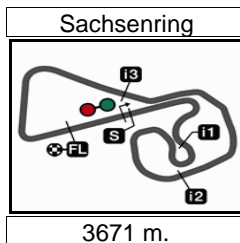
These data/results cannot be reproduced, stored and/or transmitted in whole or in part by any manner of electronic, mechanical, photocopying, recording, broadcasting or otherwise now known or herein after developed without the previous express consent by the copyright owner, except for reproduction in daily press and regular printed publications on sale to the public within 60 days of the event related to those data/results and always provided that copyright symbol appears together as follows below.

© DORNA, 2023

Official MotoGP Timing by TISSOT
www.motogp.com

Sachsenring, Friday, June 16, 2023





Results and timing service provided by TISSOT

MotoGP™

LIQUI MOLY MOTORRAD GRAND PRIX DEUTSCHLAND

Practice Nr. 2

Combined Practice Times

7

	Rider	Nation	Team	MOTORCYCLE	P1	P2	Gap
1	M.BEZZECCHI	ITA	Mooney VR46 Racing Team	DUCATI	1'21.213 16	1'20.271 25	
2	J.MARTIN	SPA	Prima Pramac Racing	DUCATI	1'21.032 12	1'20.311 31	0.040 0.040
3	A.ESPARGARO	SPA	Aprilia Racing	APRILIA	1'20.897 11	1'20.352 17	0.081 0.041
4	F.BAGNAIA	ITA	Ducati Lenovo Team	DUCATI	1'21.117 12	1'20.371 24	0.100 0.019
5	J.MILLER	AUS	Red Bull KTM Factory Racing	KTM	1'21.398 19	1'20.420 23	0.149 0.049
6	F.QUARTARARO	FRA	Monster Energy Yamaha MotoGP	YAMAHA	1'21.054 14	1'20.623 22	0.352 0.203
7	L.MARINI	ITA	Mooney VR46 Racing Team	DUCATI	1'21.335 12	1'20.639 31	0.368 0.016
8	E.BASTIANINI	ITA	Ducati Lenovo Team	DUCATI	1'21.730 13	1'20.657 24	0.386 0.018
9	A.MARQUEZ	SPA	Gresini Racing MotoGP	DUCATI	1'20.955 14	1'20.671 25	0.400 0.014
10	J.ZARCO	FRA	Prima Pramac Racing	DUCATI	1'20.702 14	1'20.875 18	0.431 0.031
11	B.BINDER	RSA	Red Bull KTM Factory Racing	KTM	1'21.099 16	1'20.765 24	0.494 0.063
12	F.DI GIANNANTO	ITA	Gresini Racing MotoGP	DUCATI	1'21.210 15	1'20.799 14	0.528 0.034
13	A.FERNANDEZ	SPA	GASGAS Factory Racing Tech3	KTM	1'22.172 6	1'20.818 23	0.547 0.019
14	M.MARQUEZ	SPA	Repsol Honda Team	HONDA	1'20.854 13	1'22.141 5	0.583 0.036
15	M.OLIVEIRA	POR	CryptoDATA RNF MotoGP Team	APRILIA	1'21.435 15	1'20.862 14	0.591 0.008
16	M.VIÑALES	SPA	Aprilia Racing	APRILIA	1'21.369 17	1'20.885 20	0.614 0.023
17	F.MORBIDELLI	ITA	Monster Energy Yamaha MotoGP	YAMAHA	1'22.076 6	1'21.122 24	0.851 0.237
18	T.NAKAGAMI	JPN	LCR Honda IDEMITSU	HONDA	1'21.281 14	1'23.950 3	1.010 0.159
19	R.FERNANDEZ	SPA	CryptoDATA RNF MotoGP Team	APRILIA	1'21.674 13	1'21.857 17	1.403 0.393
20	J.FOLGER	GER	GASGAS Factory Racing Tech3	KTM	1'22.818 15	1'22.905 13	2.547 1.144

Pole Position Record:	2022	Francesco BAGNAIA	1'19.931	165.3 Km/h
Best Race Lap:	2019	Marc MARQUEZ	1'21.228	162.6 Km/h
All Time Lap Record:	2022	Francesco BAGNAIA	1'19.765	165.6 Km/h

The results are provisional until the end of the limit for protest and appeals.

Time limit for protest expires 60' after publication of the results - Time:

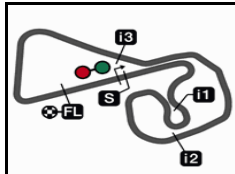
These data/results cannot be reproduced, stored and/or transmitted in whole or in part by any manner of electronic, mechanical, photocopying, recording, broadcasting or otherwise now known or herein after developed without the previous express consent by the copyright owner, except for reproduction in daily press and regular printed publications on sale to the public within 60 days of the event related to those data/results and always provided that copyright symbol appears together as follows below.

© DORNA, 2023

Official MotoGP Timing by TISSOT
www.motogp.com

Sachsenring, Friday, June 16, 2023





3671 m.

LIQUI MOLY MOTORRAD GRAND PRIX DEUTSCHLAND

Practice Nr. 2

Top Speed & Average

8



Rider	Nation	Motorcycle	Top 5 speeds					Average	Top
33 Brad BINDER	RSA	KTM	302.5	300.0	299.1	299.1	299.1	300.0	302.5
1 Francesco BAGNAIA	ITA	DUCATI	301.6	300.8	300.8	300.8	300.0	300.6	301.6
10 Luca MARINI	ITA	DUCATI	301.6	300.8	300.8	300.8	300.8	301.0	301.6
72 Marco BEZZECCHI	ITA	DUCATI	301.6	300.8	300.8	300.8	300.0	300.6	301.6
12 Maverick VIÑALES	SPA	APRILIA	300.8	300.0	300.0	298.3	297.5	298.6	300.8
23 Enea BASTIANINI	ITA	DUCATI	300.8	300.8	300.0	299.1	299.1	299.6	300.8
89 Jorge MARTIN	SPA	DUCATI	300.8	300.0	300.0	300.0	300.0	300.1	300.8
41 Aleix ESPARGARO	SPA	APRILIA	300.0	298.3	295.8	295.8	295.0	297.0	300.0
43 Jack MILLER	AUS	KTM	300.0	300.0	300.0	300.0	300.0	300.0	300.0
21 Franco MORBIDELLI	ITA	YAMAHA	299.1	298.3	297.5	295.8	295.0	296.8	299.1
37 Augusto FERNANDEZ	SPA	KTM	299.1	297.5	297.5	296.7	295.8	296.8	299.1
73 Alex MARQUEZ	SPA	DUCATI	299.1	299.1	298.3	297.5	297.5	297.9	299.1
5 Johann ZARCO	FRA	DUCATI	298.3	297.5	297.5	297.5	297.5	297.7	298.3
88 Miguel OLIVEIRA	POR	APRILIA	298.3	298.3	297.5	297.5	297.5	297.8	298.3
20 Fabio QUARTARARO	FRA	YAMAHA	297.5	296.7	296.7	296.7	296.7	296.9	297.5
49 Fabio DI GIANNANTONIO	ITA	DUCATI	296.7	296.7	295.8	295.0	295.0	295.7	296.7
93 Marc MARQUEZ	SPA	HONDA	296.7	295.8	295.8	294.2	294.2	295.0	296.7
25 Raul FERNANDEZ	SPA	APRILIA	295.8	295.8	295.0	295.0	295.0	295.3	295.8
94 Jonas FOLGER	GER	KTM	294.2	294.2	293.4	293.4	293.4	293.7	294.2
30 Takaaki NAKAGAMI	JPN	HONDA	289.5	281.9	275.5			282.3	289.5

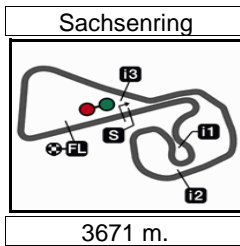
These data/results cannot be reproduced, stored and/or transmitted in whole or in part by any manner of electronic, mechanical, photocopying, recording, broadcasting or otherwise now known or herein after developed without the previous express consent by the copyright owner, except for reproduction in daily press and regular printed publications on sale to the public within 60 days of the event related to those data/results and always provided that copyright symbol appears together as follows below.

© DORNA, 2023

Official MotoGP Timing by TISSOT
www.motogp.com



Sachsenring, Friday, June 16, 2023



Results and timing service provided by TISSOT

Updated
MotoGP™

LIQUI MOLY MOTORRAD GRAND PRIX DEUTSCHLAND

Practice Nr. 2

Chronological Analysis of Performances

9

* Lap / Sector time cancelled T1 Time from finish line to 1st intermed. T3 Time from 2nd intermed. to 3rd intermed.
P Crossing the finish line in pit lane T2 Time from 1st intermed. to 2nd intermed. T4 Time from 3rd intermediate to finish line
**Tyre data subject to further updates

Lap	Lap Time	T1	T2	T3	T4	Speed	Lap	Lap Time	T1	T2	T3	T4	Speed
1st	72	Marco BEZZECCHI		DUCATI		ITA	Run #	1	Front Tyre	Slick-Soft	Rear Tyre	Slick-Medium	
		Mooney VR46 Racing Team							New Tyre			8 Laps at start	
		Runs=6	Total laps=25	Full laps=14	Valid laps=13		1	2'14.768	19.813	25.846	21.664	22.347	
Run #	1	Front Tyre	Slick-Soft	Rear Tyre	Slick-Soft		2	1'24.814	18.793	24.602	19.949	21.470	295.0
		4 Laps at start		4 Laps at start			3	1'23.468	18.618	24.136	19.539	21.175	296.7
1	1'45.264	20.500	27.570	21.116	22.319		4	1'22.388	18.315	23.726	19.250	21.097	297.5
2	1'25.144	18.821	24.760	20.003	21.560	297.5	5	1'22.142	18.123	23.910	19.105	21.004	297.5
3	1'23.270	18.304	24.124	19.520	21.322	299.1	6	1'32.113 P	20.234	25.154*	20.402*	26.323	297.5
4	1'22.780	18.238	23.954	19.382	21.206	299.1	Run #	2	Front Tyre	Slick-Soft	Rear Tyre	Slick-Medium	
5	1'22.628 *	18.107	23.845	19.544*	21.132*	300.8			6 Laps at start			14 Laps at start	
6	1'28.916 P	18.138	23.681	19.594*	27.503	298.3	7	6'03.010 P	22.092	24.717	19.577	21.335	
Run #	2	Front Tyre	Slick-Soft	Rear Tyre	Slick-Soft		8	1'22.677	18.386	24.091	19.228	20.972	296.7
		10 Laps at start		10 Laps at start			9	1'22.020	18.067	23.672	19.165	21.116	300.0
7	7'18.870 P	21.807	24.450	19.841	21.687		10	1'21.739	18.090	23.663	19.060	20.926	300.0
8	1'22.479	18.212	23.900	19.286	21.081	299.1	11	1'24.540	20.198	24.120	19.118	21.104	299.1
9	1'22.047	18.023	23.763	19.090	21.171	300.0	12	1'21.888	18.110	23.702	19.106	20.970	298.3
10	1'21.990	18.025	23.732	19.253	20.980	299.1	13	1'22.066	18.095	23.733	19.124	21.114	299.1
11	1'21.894	17.963	23.684	19.139	21.108	300.8	14	1'26.680 P	18.073	23.678	19.164	25.765	298.3
12	1'29.792 P	19.855	24.577	19.789	25.571	298.3	Run #	3	Front Tyre	Slick-Soft	Rear Tyre	Slick-Medium	
Run #	3	Front Tyre	Slick-Soft	Rear Tyre	Slick-Soft				14 Laps at start			22 Laps at start	
		16 Laps at start		16 Laps at start			15	7'06.822	20.128	24.629	19.649	21.735	
13	8'35.815	19.355	24.462	19.951	21.329		16	1'23.126 *	18.322	23.873	19.321	21.610*	295.0
14	1'22.450	18.115	23.777	19.340	21.218	298.3	17	1'22.591 *	18.105	23.724	19.258	21.504*	296.7
15	1'26.537 P	18.090	23.715	19.343	25.389	299.1	18	1'21.904 *	18.013	23.663	19.190*	21.038*	296.7
Run #	4	Front Tyre	Slick-Soft	Rear Tyre	Slick-Soft		19	1'23.571	18.064	23.648	20.379	21.480	295.0
		New Tyre		New Tyre			20	1'22.053	18.059	23.672	19.262	21.060	296.7
16	7'04.034	23.024	24.682	19.551	31.736		21	1'30.776 P	20.207	24.801	19.838	25.930	296.7
17	1'21.736	18.368	23.564	18.949	20.855	298.3	Run #	4	Front Tyre	Slick-Medium	Rear Tyre	Slick-Soft	
18	1'21.121	17.882	23.478	18.958	20.803	300.0			New Tyre			New Tyre	
19	1'29.057	19.648	28.339	19.296	21.774	300.0	22	6'23.430	20.459	23.958	19.367	21.374	
20	1'25.564 P	17.900	23.472	19.632	24.560	299.1	23	1'21.793	18.064	23.730	19.205	20.794	296.7
Run #	5	Front Tyre	Slick-Medium	Rear Tyre	Slick-Soft		24	1'20.461	17.836	23.225	18.743	20.657	299.1
		New Tyre		New Tyre			25	1'29.385 P	19.241	25.084	19.237	25.823	299.1
21	12'17.970	18.948	24.324	19.673	21.692		Run #	5	Front Tyre	Slick-Soft	Rear Tyre	Slick-Soft	
22	1'34.951 P	23.278*	25.289*	20.922*	25.462	295.8			New Tyre			New Tyre	
Run #	6	Front Tyre	Slick-Medium	Rear Tyre	Slick-Soft		26	6'06.342	17.899	23.934	19.113	20.696	
		2 Laps at start		2 Laps at start			27	1'21.479	17.995	23.475	19.206	20.803	300.8
23	3'31.442 P	20.586	24.286	19.690	21.612		28	1'29.186 P	18.757*	26.538	19.176*	24.715	300.0
24	1'20.948	18.077	23.383	18.857	20.631	300.8	Run #	6	Front Tyre	Slick-Soft	Rear Tyre	Slick-Soft	
25	1'20.271	17.733	23.237	18.644	20.657	301.6			3 Laps at start			3 Laps at start	
2nd	89	Jorge MARTIN		DUCATI		SPA	29	4'31.170 P	17.800	23.949	19.671*	21.807*	
		Prima Pramac Racing					30	1'20.910	18.091	23.216	18.903	20.700	300.0
		Runs=6	Total laps=31	Full laps=20	Valid laps=17		31	1'20.311	17.851	23.102	18.618	20.740	300.0

Fastest Lap: Marco BEZZECCHI Mooney VR46 Racing ITA **1'20.271** 17.733 23.237 18.644 20.657

These data/results cannot be reproduced, stored and/or transmitted in whole or in part by any manner of electronic, mechanical, photocopying, recording, broadcasting or otherwise now known or herein after developed without the previous express consent by the copyright owner, except for reproduction in daily press and regular printed publications on sale to the public within 60 days of the event related to those data/results and always provided that copyright symbol appears together as follows below.
© DORNA, 2023

Official MotoGP Timing by TISSOT
www.motogp.com

Sachsenring, Friday, June 16, 2023

Page 1 of 8



Practice Nr. 2

MotoGP

Lap	Lap Time	T1	T2	T3	T4	Speed	Lap	Lap Time	T1	T2	T3	T4	Speed	
3rd	41	Aleix ESPARGARO				APRILIA	SPA	Run # 3	Front Tyre	Slick-Soft	Rear Tyre	Slick-Soft		
		Aprilia Racing						22 Laps at start		23 Laps at start				
		Runs=6	Total laps=17	Full laps=7	Valid laps=7									
Run #	1	Front Tyre	Slick-Soft	Rear Tyre	Slick-Soft									
		8 Laps at start		8 Laps at start										
1	15'40.282	19.423	24.896	20.180	21.716									
2	1'23.780	18.817	24.144	19.572	21.247	291.1								
3	1'23.022	18.448	23.942	19.444	21.188	293.4								
4	1'22.751	18.298	23.753	19.552	21.148	295.8								
5	1'22.350	18.229	23.798	19.223	21.100	295.0								
6	1'30.709 P	19.386	25.258	20.034	26.031	289.5								
Run #	2	Front Tyre	Slick-Soft	Rear Tyre	Slick-Soft									
		14 Laps at start		New Tyre										
7	9'41.863	19.765	24.537	19.780	21.578									
8	1'27.455 P	18.591	24.167	19.359	25.338	293.4								
Run #	3	Front Tyre	Slick-Soft	Rear Tyre	Slick-Soft									
		New Tyre		2 Laps at start										
9	8'50.894	18.275	23.775	19.092	21.552									
10	1'20.902	18.067	23.349	18.828	20.658	298.3								
11	1'20.852	17.970	23.309	18.803	20.770	295.8								
12	1'30.396 P	19.861	25.086	19.954	25.495	270.0								
Run #	4	Front Tyre	Slick-Medium	Rear Tyre	Slick-Soft									
		New Tyre		6 Laps at start										
13	8'59.258 P	18.283	23.711	19.162	23.815									
Run #	5	Front Tyre	Slick-Medium	Rear Tyre	Slick-Soft									
		1 Laps at start		New Tyre										
14	2'40.319	18.457	24.948	19.065	21.583									
15	1'28.300 P	18.670*	23.790	19.236	26.604	288.0								
Run #	6	Front Tyre	Slick-Soft	Rear Tyre	Slick-Soft									
		4 Laps at start		2 Laps at start										
16	5'12.979 P	17.885	23.925	19.430*	20.772*									
17	1'20.352	17.823	23.190	18.631	20.708	300.0								
4th	1	Francesco BAGNAIA				DUCATI	ITA							
		Ducati Lenovo Team												
		Runs=7	Total laps=30	Full laps=17	Valid laps=14									
Run #	1	Front Tyre	Slick-Soft	Rear Tyre	Slick-Soft									
		8 Laps at start		9 Laps at start										
1	2'24.820	21.253	26.315	20.949	23.197									
2	1'24.849	19.027	24.435	19.916	21.471	290.3								
3	1'23.342	18.393	24.038	19.537	21.374	296.7								
4	1'23.192 *	18.348	23.853	19.485*	21.506*	296.7								
5	1'22.547	18.223	23.807	19.368	21.149	295.8								
6	1'31.108 P	18.036*	26.977*	20.364*	25.731	296.7								
Run #	2	Front Tyre	Slick-Soft	Rear Tyre	Slick-Soft									
		14 Laps at start		15 Laps at start										
7	5'58.530 P	22.938	24.481	19.369	21.343									
8	1'22.638	18.278	23.698	19.162	21.500	298.3								
9	1'22.093	18.103	23.668	19.147	21.175	298.3								
10	1'21.935	17.971	23.712	19.227	21.025	300.0								
11	1'21.893	17.985	23.675	19.149	21.084	300.0								
12	1'21.918	18.025	23.686	19.168	21.039	300.0								
13	1'21.828	17.989	23.679	19.037	21.123	300.8								
14	1'29.375 P	19.497	24.887	19.773	25.218	300.8								
5th	43	Jack MILLER				KTM	AUS							
		Red Bull KTM Factory Racing												
		Runs=5	Total laps=29	Full laps=20	Valid laps=19									
Run #	1	Front Tyre	Slick-Soft	Rear Tyre	Slick-Soft									
		4 Laps at start		4 Laps at start										
1	1'44.059	19.963	25.958	20.948	21.980									
2	1'24.503	18.606	24.372	20.058	21.467	296.7								
3	1'23.098	18.223	24.021	19.617	21.237	299.1								
4	1'22.667	18.126	23.841	19.377	21.323	300.0								
5	1'22.924 *	18.111	23.814	19.593*	21.406*	297.5								
6	1'26.716 P	18.105	23.665	19.265*	25.681	296.7								
Run #	2	Front Tyre	Slick-Soft	Rear Tyre	Slick-Soft									
		10 Laps at start		10 Laps at start										
7	7'04.769 P	20.858	24.267	19.682	21.382									
8	1'22.456	18.184	23.696	19.368	21.208	296.7								
9	1'22.213	17.977	23.582	19.410	21.244	300.0								
10	1'22.263	17.990	23.665	19.293	21.315	299.1								
11	1'22.296	18.084	23.706	19.308	21.198	299.1								
12	1'22.418	18.018	23.727	19.359	21.314	298.3								
13	1'22.521	18.051	23.768	19.409	21.293	299.1								
14	1'30.718 P	20.556	25.827	19.849	24.486	298.3								
Run #	3	Front Tyre	Slick-Soft	Rear Tyre	Slick-Soft									
		New Tyre		New Tyre										
15	11'36.814 *	20.128	24.965	22.062*	21.870*									
16	1'23.274	18.040	23.815	19.400	22.019	297.5								
17	1'20.902	17.866	23.276	18.895	20.865	299.1								
18	1'41.342	17.810	27.852	19.910	35.770	300.0								
19	1'24.958	17.956	23.983	20.114	22.905	299.1								

Fastest Lap: Marco BEZZECCHI Mooney VR46 Racing ITA **1'20.271** 17.733 23.237 18.644 20.657

These data/results cannot be reproduced, stored and/or transmitted in whole or in part by any manner of electronic, mechanical, photocopying, recording, broadcasting or otherwise now known or herein after developed without the previous express consent by the copyright owner, except for reproduction in daily press and regular printed publications on sale to the public within 60 days of the event related to those data/results and always provided that copyright symbol appears together as follows below.
© DORNA, 2023

Official MotoGP Timing by TISSOT
www.motogp.com

Sachsenring, Friday, June 16, 2023

Page 2 of 8



Practice Nr. 2

MotoGP

Lap	Lap Time	T1	T2	T3	T4	Speed
20	1'21.437	17.896	23.372	18.993	21.176	300.0
21	1'25.631 P	17.740	23.293	19.128	25.470	300.0
Run # 4	Front Tyre	Slick-Soft		Rear Tyre	Slick-Soft	
7 Laps at start				New Tyre		
22	7'43.174	19.800	23.765	19.293	20.752	
23	1'20.420	17.684	23.203	18.836	20.697	299.1
24	1'26.499	21.398	24.409	19.812	20.880	297.5
25	1'21.023	17.804	23.310	19.053	20.856	298.3
26	1'21.584	17.798	23.387	18.985	21.414	299.1
27	1'37.519 P	19.942	27.545*	20.963*	29.069	294.2
Run # 5	Front Tyre	Slick-Soft		Rear Tyre	Slick-Soft	
13 Laps at start				6 Laps at start		
28	4'31.396 P	19.828	24.437	19.882*	21.604*	
29	1'22.118	18.062	23.669	19.372	21.015	298.3

6th	20	Fabio QUARTARARO	YAMAHA	FRA		
		Monster Energy Yamaha MotoGP				
		Runs=5	Total laps=26	Full laps=17 Valid laps=14		
Run # 1	Front Tyre	Slick-Soft		Rear Tyre	Slick-Soft	
New Tyre				4 Laps at start		
1	14'41.450	19.179	26.067	20.168	21.694	
2	1'23.009	18.584	23.895	19.379	21.151	294.2
3	1'22.270	18.129	23.670	19.287	21.184	295.8
4	1'22.015	18.065	23.614	19.155	21.181	296.7
5	1'22.001	18.051	23.588	19.188	21.174	297.5
6	1'23.408	18.492	23.983	19.463	21.470	286.4
7	1'21.846	18.136	23.612	19.055	21.043	296.7
8	1'23.970	18.096	24.897	19.591	21.386	296.7
9	1'28.453 P	18.067	23.723	21.650	25.013	295.0
Run # 2	Front Tyre	Slick-Soft		Rear Tyre	Slick-Medium	
9 Laps at start				3 Laps at start		
10	5'43.509	19.942	24.442	19.730	21.258	
11	1'22.422	18.272	23.743	19.250	21.157	294.2
12	1'22.279 *	18.077	23.704	19.321	21.177*	295.0
13	1'22.028 *	18.066	23.675	19.191	21.096*	295.0
14	1'22.061 *	18.046	23.641	19.174*	21.200*	294.2
15	1'22.102	18.094	23.672	19.155	21.181	294.2
16	1'25.855 P	18.167	23.673	19.198	24.817	294.2
Run # 3	Front Tyre	Slick-Soft		Rear Tyre	Slick-Soft	
New Tyre				New Tyre		
17	7'02.241	20.936	24.929	19.860	21.080	
18	1'21.024	17.999	23.348	18.892	20.785	296.7
19	1'20.916	17.937	23.290	18.917	20.772	295.0
20	1'27.782 P	17.842	23.254	18.841	27.845	295.8

Run # 4	Front Tyre	Slick-Soft		Rear Tyre	Slick-Soft	
4 Laps at start				New Tyre		
21	3'53.438	19.088	23.819	19.025	21.466	
22	1'20.623	17.821	23.282	18.831	20.689	295.8
23	1'20.852	17.903	23.307	18.806	20.836	294.2
24	1'20.959	17.900	23.349	18.879	20.831	293.4
25	1'33.586 P	19.275	24.296*	21.446*	28.569	277.6
Run # 5	Front Tyre	Slick-Soft		Rear Tyre	Slick-Soft	
9 Laps at start				5 Laps at start		
26	6'09.332 P	21.416	24.788	19.863	24.220	

7th	10	Luca MARINI	DUCATI	ITA		
		Mooney VR46 Racing Team				
		Runs=7	Total laps=31	Full laps=18 Valid laps=16		
Run # 1	Front Tyre	Slick-Soft		Rear Tyre	Slick-Soft	
New Tyre				8 Laps at start		
1	5'10.949	19.395	25.266	20.946	22.396	
2	1'26.898 *	19.212	25.817	20.120*	21.749*	287.2
3	1'23.741	18.438	24.109	19.740	21.454	295.0
4	1'30.831 P	18.636*	25.773*	20.545*	25.877	297.5
Run # 2	Front Tyre	Slick-Soft		Rear Tyre	Slick-Soft	
4 Laps at start				12 Laps at start		
5	4'31.232 P	18.823	24.676	20.006	21.753	
6	1'24.011	18.582	24.185	19.705	21.539	298.3
7	1'23.520	18.257	23.931	19.567	21.765	297.5
8	1'22.502	18.180	23.707	19.371	21.244	296.7
9	1'26.378 P	18.070	23.704	19.302	25.302	299.1
Run # 3	Front Tyre	Slick-Soft		Rear Tyre	Slick-Medium	
9 Laps at start				New Tyre		
10	5'05.753	22.011	24.624	19.984	21.678	
11	1'22.564	18.235	23.775	19.437	21.117	298.3
12	1'21.808	17.949	23.519	19.299	21.041	298.3
13	1'21.937	17.972	23.483	19.344	21.138	299.1
14	1'21.701	17.891	23.534	19.243	21.033	299.1
15	1'21.495	17.786	23.545	19.208	20.956	299.1
16	1'21.332	17.801	23.437	19.152	20.942	299.1
17	1'21.294 *	17.798	23.457	19.067	20.972*	299.1
18	1'26.912 P	17.751	23.477	19.054	26.630	300.8
Run # 4	Front Tyre	Slick-Medium		Rear Tyre	Slick-Medium	
New Tyre				9 Laps at start		
19	6'08.163	20.613	24.632	20.444	21.855	
20	1'23.142	18.334	24.003	19.590	21.215	298.3
21	1'22.368	18.122	23.715	19.364	21.167	298.3
22	1'30.380 P	17.920	25.354	21.023*	26.083	296.7
Run # 5	Front Tyre	Slick-Soft		Rear Tyre	Slick-Soft	
New Tyre				New Tyre		
23	4'49.573	19.156	24.077	19.557	20.956	
24	1'21.030	17.777	23.443	19.041	20.769	301.6
25	1'20.850	17.712	23.293	19.029	20.816	300.8
26	1'31.081 P	19.341	25.832	20.055	25.853	300.0
Run # 6	Front Tyre	Slick-Soft		Rear Tyre	Slick-Soft	
4 Laps at start				New Tyre		
27	3'58.531	18.655	29.664	19.425	22.070	
28	1'29.729 P	17.883	24.097*	21.331*	26.418	300.8
Run # 7	Front Tyre	Slick-Soft		Rear Tyre	Slick-Soft	
6 Laps at start				2 Laps at start		
29	3'49.103 P	18.171	23.944	19.513	21.075	
30	1'20.717	17.716	23.268	18.945	20.788	300.0
31	1'20.639	17.664	23.198	18.952	20.825	300.8

8th	23	Enea BASTIANINI	DUCATI	ITA		
		Ducati Lenovo Team				
		Runs=6	Total laps=30	Full laps=19 Valid laps=17		
Run # 1	Front Tyre	Slick-Soft		Rear Tyre	Slick-Soft	
New Tyre				3 Laps at start		
1	2'10.234	20.457	26.488	21.295	22.061	

Fastest Lap: Marco BEZZECCHI Mooney VR46 Racing ITA **1'20.271** 17.733 23.237 18.644 20.657

These data/results cannot be reproduced, stored and/or transmitted in whole or in part by any manner of electronic, mechanical, photocopying, recording, broadcasting or otherwise now known or herein after developed without the previous express consent by the copyright owner, except for reproduction in daily press and regular printed publications on sale to the public within 60 days of the event related to those data/results and always provided that copyright symbol appears together as follows below.
© DORNA, 2023



Practice Nr. 2

MotoGP

Lap	Lap Time	T1	T2	T3	T4	Speed	Lap	Lap Time	T1	T2	T3	T4	Speed			
2	1'25.244	18.953	24.650	20.154	21.487	289.5	9	1'22.276	18.141	23.681	19.330	21.124	296.7			
3	1'23.556	18.351	24.026	19.860	21.319	295.0	10	1'22.293	18.088	23.751	19.242	21.212	295.8			
4	1'22.648	18.233	23.898	19.394	21.123	297.5	11	1'22.093	18.036	23.633	19.231	21.193	295.8			
5	1'22.341	18.118	23.808	19.324	21.091	297.5	12	1'22.639	18.109	23.783	19.424	21.323	297.5			
6	1'30.440 P	18.098	23.834*	20.852*	27.656	297.5	13	1'22.272	18.078	23.650	19.345	21.199	297.5			
Run # 2	Front Tyre	Slick-Soft			Rear Tyre	Slick-Soft		Run # 14	Front Tyre	Slick-Medium			Rear Tyre	Slick-Soft		
		6 Laps at start				9 Laps at start				New Tyre				21 Laps at start		
7	7'19.003 P	19.683	24.695	19.645	21.361		15	5'38.399	21.402	25.756	20.116	21.700				
8	1'22.367	18.186	23.709	19.380	21.092	297.5	16	1'23.874 *	18.515	23.976	19.673	21.710*	297.5			
9	1'21.991	18.089	23.724	19.215	20.963	296.7	17	1'22.758 *	18.220	23.771	19.489	21.278*	297.5			
10	1'23.199	18.054	23.642	20.247	21.256	299.1	18	1'22.680 *	18.088	23.752	19.581*	21.259*	295.0			
11	1'21.977	17.971	23.732	19.277	20.997	299.1	19	1'22.618	18.216	23.807	19.434	21.161	295.8			
12	1'23.635	18.630	24.369	19.391	21.245	298.3	20	1'22.611	18.128	23.767	19.406	21.310	296.7			
13	1'22.022	18.031	23.725	19.165	21.101	298.3	21	1'28.487 P	18.092	23.810	19.392	27.193	296.7			
14	1'27.688 P	18.653	24.624	19.466	24.945	299.1										
Run # 3	Front Tyre	Slick-Soft			Rear Tyre	Slick-Soft		Run # 4	Front Tyre	Slick-Medium			Rear Tyre	Slick-Soft		
		14 Laps at start				17 Laps at start				New Tyre				New Tyre		
15	8'17.553 *	19.286	24.725	19.626	21.683*		22	8'25.040	19.436	24.527	19.796	21.251				
16	1'22.475 *	18.161	23.897	19.324*	21.093*	298.3	23	1'21.512	18.054	23.603	19.017	20.838	296.7			
17	1'22.314 *	18.053	23.863	19.334*	21.064*	297.5	24	1'20.962	17.979	23.308	18.893	20.782	297.5			
18	1'22.357	18.032	23.825	19.267	21.233	297.5	25	1'20.671	17.836	23.216	18.823	20.796	295.8			
19	1'22.403	18.000	23.774	19.454	21.175	297.5	26	1'27.824 P	18.942	24.682	19.345	24.855	296.7			
20	1'27.886 P	19.682	23.976	19.491	24.737	297.5										
Run # 4	Front Tyre	Slick-Soft			Rear Tyre	Slick-Soft		Run # 5	Front Tyre	Slick-Medium			Rear Tyre	Slick-Soft		
		New Tyre				New Tyre				5 Laps at start				New Tyre		
21	7'51.494	19.066	24.395	19.626	21.010		27	3'49.927	19.989	25.157	19.787	21.450				
22	1'21.147	17.841	23.423	19.108	20.775	298.3	28	1'30.059 P	17.942	24.126*	21.193*	26.798	297.5			
23	1'21.033	17.943	23.426	18.973	20.691	299.1										
24	1'20.657	17.679	23.337	18.918	20.723	299.1	Run # 6	Front Tyre	Slick-Medium			Rear Tyre	Slick-Soft			
25	1'30.860 P	18.415	27.249	20.792	24.404	299.1			7 Laps at start				2 Laps at start			
Run # 5	Front Tyre	Slick-Soft			Rear Tyre	Slick-Soft		29	3'58.032 P	19.702	24.272	19.724	21.626			
		5 Laps at start				New Tyre		30	1'20.999	18.157	23.278	18.894	20.670	299.1		
26	4'16.844	19.656	24.358	19.475	20.797			unfinished	17.885	23.160	18.686		299.1			
27	1'28.834 P	17.802	23.714*	20.976*	26.342	300.8										
Run # 6	Front Tyre	Slick-Soft			Rear Tyre	Slick-Soft		10th 33 Brad BINDER				KTM	RSA			
		7 Laps at start				2 Laps at start			Red Bull KTM Factory Racing			Runs=6 Total laps=30 Full laps=19 Valid laps=15				
28	3'50.163 P	17.979	24.611	19.796	21.111		Run # 1	Front Tyre	Slick-Soft			Rear Tyre	Slick-Soft			
29	1'20.800	17.785	23.414	18.948	20.653	300.0			New Tyre				7 Laps at start			
30	1'20.830	17.794	23.421	18.897	20.718	300.8	1	1'56.590	20.754	31.019	22.833	23.288				
9th 73 Alex MARQUEZ	DUCATI			SPA			2	1'28.276	19.725	25.886	20.638	22.027	281.2			
	Gresini Racing MotoGP			Runs=6 Total laps=30 Full laps=19 Valid laps=15			3	1'27.722	18.845	24.635	20.313	23.929	295.8			
Run # 1	Front Tyre	Slick-Soft			Rear Tyre	Slick-Soft		4	1'24.437	18.687	24.429	19.855	21.466	294.2		
		7 Laps at start				7 Laps at start		5	1'24.115 *	18.487	24.236	19.903*	21.489*	295.0		
1	1'58.640	20.651	26.848	22.178	23.453		6	1'32.158 P	18.322	24.609*	22.570*	26.657	299.1			
2	1'27.075	19.578	24.985	20.417	22.095	284.9										
3	1'24.937	18.793	24.343	19.961	21.840	292.6	Run # 2	Front Tyre	Slick-Soft			Rear Tyre	Slick-Soft			
4	1'23.566	18.318	24.013	19.768	21.467	298.3			6 Laps at start				13 Laps at start			
5	1'23.427 *	18.329	24.152	19.671*	21.275*	295.0	7	7'27.219 P	20.434	24.733	19.979	21.436				
6	1'32.206 P	18.189	23.827*	21.859*	28.331	295.8	8	1'23.168	18.295	23.973	19.676	21.224	298.3			
Run # 2	Front Tyre	Slick-Soft			Rear Tyre	Slick-Soft		9	1'26.641	19.403	26.715	19.481	21.042	294.2		
		13 Laps at start				13 Laps at start		10	1'22.744	18.248	23.908	19.492	21.096	293.4		
7	8'25.818 P	19.511	24.837	20.274	21.705		11	1'23.408	18.160	24.953	19.269	21.026	297.5			
8	1'23.362	18.480	23.998	19.671	21.213	295.0	12	1'21.976	18.084	23.699	19.164	21.029	297.5			
							13	1'33.164 P	20.872	26.206	19.651	26.435	297.5			
Run # 3	Front Tyre	Slick-Soft			Rear Tyre	Slick-Soft		Run # 3	Front Tyre	Slick-Soft			Rear Tyre	Slick-Soft		
		13 Laps at start				20 Laps at start				13 Laps at start				20 Laps at start		
14	8'24.027 *	21.571	28.945	19.806	21.557*											

Fastest Lap: Marco BEZZECCHI Mooney VR46 Racing ITA 1'20.271 17.733 23.237 18.644 20.657

These data/results cannot be reproduced, stored and/or transmitted in whole or in part by any manner of electronic, mechanical, photocopying, recording, broadcasting or otherwise now known or herein after developed without the previous express consent by the copyright owner, except for reproduction in daily press and regular printed publications on sale to the public within 60 days of the event related to those data/results and always provided that copyright symbol appears together as follows below.
© DORNA, 2023

Official MotoGP Timing by TISSOT
www.motogp.com

Sachsenring, Friday, June 16, 2023

Page 4 of 8



Practice Nr. 2

MotoGP

Lap	Lap Time	T1	T2	T3	T4	Speed	Lap	Lap Time	T1	T2	T3	T4	Speed
15	1'22.775 *	18.255	23.839	19.494	21.187*	297.5	unfinished	18.856	25.491				
16	1'22.660 *	18.145	23.812	19.436*	21.267*	298.3							
17	1'27.718	18.182	27.746	19.594	22.196	298.3	12th	37	Augusto FERNANDEZ	KTM			SPA
18	1'22.776	18.204	23.889	19.517	21.166	296.7			GASGAS Factory Racing Tech3				
19	1'22.777	18.203	23.940	19.414	21.220	296.7			Runs=6	Total laps=29	Full laps=18	Valid laps=16	
20	1'29.226 P	18.998	23.981	19.456	26.791	296.7	Run #	1	Front Tyre	Slick-Soft	Rear Tyre	Slick-Soft	
	Run #	4	Front Tyre	Slick-Medium	Rear Tyre	Slick-Soft				New Tyre		New Tyre	
				New Tyre		New Tyre							
21	7'56.042	21.147	24.246	19.558	20.974		1	1'57.269	20.362	28.622	23.087	23.505	
22	1'21.201	17.937	23.375	19.052	20.837	299.1	2	1'28.665	19.579	25.491	20.933	22.662	267.3
23	1'21.134	17.948	23.336	18.926	20.924	299.1	3	1'24.803	18.905	24.204	20.069	21.625	277.6
24	1'20.765	17.840	23.267	18.878	20.780	300.0	4	1'23.626	18.490	23.903	19.803	21.430	291.1
25	1'32.696 P	23.030	24.040	19.501	26.125	298.3	5	1'23.723 *	18.443	23.993	19.761*	21.526*	286.4
	Run #	5	Front Tyre	Slick-Medium	Rear Tyre	Slick-Soft	6	1'32.445 P	18.204	23.532*	21.919*	28.790	295.8
				5 Laps at start		New Tyre							
26	3'00.443	25.393	24.111	19.307	20.975		Run #	2	Front Tyre	Slick-Soft	Rear Tyre	Slick-Soft	
27	1'29.217 P	18.925*	23.573	19.147	27.572	290.3			6 Laps at start		6 Laps at start		
	Run #	6	Front Tyre	Slick-Medium	Rear Tyre	Slick-Soft	7	4'30.010 P	19.170	25.958	20.455	22.264	
				7 Laps at start		2 Laps at start	8	1'22.581	18.315	23.783	19.390	21.093	295.0
28	4'32.404 P	18.474	23.954	19.680	22.022		9	1'27.372	18.296	25.027	19.769	24.280	295.0
29	1'29.376	22.168	26.010	19.629	21.569	302.5	10	1'22.178	18.316	23.505	19.131	21.226	292.6
30	1'23.017 *	17.964	23.853	19.528	21.672*	297.5	11	1'22.119	18.152	23.552	19.273	21.142	288.0
	11th	49	Fabio DI GIANNANTONI	DUCATI	ITA		12	1'22.851	18.611	23.720	19.310	21.210	284.9
			Gresini Racing MotoGP				13	1'28.670	19.442	24.357	23.575	21.296	295.8
			Runs=5	Total laps=19	Full laps=12	Valid laps=12	14	1'22.248	18.233	23.607	19.295	21.113	295.8
	Run #	1	Front Tyre	Slick-Soft	Rear Tyre	Slick-Soft	15	1'21.764	18.105	23.521	19.157	20.981	296.7
				9 Laps at start		9 Laps at start	16	1'28.525 P	19.181	24.535	19.810	24.999	294.2
1	9'33.717 P	20.302	25.549*	20.285*	26.265		Run #	3	Front Tyre	Slick-Soft	Rear Tyre	Slick-Soft	
	Run #	2	Front Tyre	Slick-Soft	Rear Tyre	Slick-Soft			16 Laps at start		16 Laps at start		
				10 Laps at start		10 Laps at start	17	11'30.449	20.625	26.610	20.650	23.987	
2	3'42.020 P	19.015	24.682	19.787	21.710		18	1'23.000	18.405	23.783	19.300	21.512	293.4
3	1'23.580	18.519	24.197	19.585	21.279	293.4	19	1'22.134	18.183	23.617	19.154	21.180	297.5
4	1'22.779	18.250	23.802	19.347	21.380	295.0	20	1'25.752 P	18.372	23.599	19.235	24.546	288.7
5	1'22.378	18.210	23.799	19.194	21.175	295.8	Run #	4	Front Tyre	Slick-Soft	Rear Tyre	Slick-Soft	
6	1'22.979	18.606	23.773	19.392	21.208	290.3			New Tyre		New Tyre		
7	1'23.106	18.456	23.820	19.480	21.350	296.7	21	6'13.716	22.551	26.487	20.403	27.056	
8	1'22.653	18.215	23.814	19.336	21.288	294.2	22	1'21.477	18.271	23.441	19.022	20.743	294.2
9	1'22.428	18.090	23.774	19.300	21.264	291.8	23	1'20.818	17.860	23.360	18.946	20.652	299.1
10	1'27.369 P	18.042	23.830	19.411	26.086	295.0	24	1'28.207 P	19.193	25.117	19.146	24.751	295.0
	Run #	3	Front Tyre	Slick-Medium	Rear Tyre	Slick-Soft	Run #	5	Front Tyre	Slick-Soft	Rear Tyre	Slick-Soft	
				New Tyre		New Tyre			4 Laps at start		New Tyre		
11	12'57.217 *	19.518	24.560	22.493*	21.364*		25	6'14.047	28.743	24.194	19.754	22.022	
12	1'21.299	17.986	23.396	18.962	20.955	294.2	26	1'30.584 P	18.603*	26.425	19.234*	26.322	293.4
13	1'23.470	17.957	24.883	19.540	21.090	295.0	Run #	6	Front Tyre	Slick-Soft	Rear Tyre	Slick-Soft	
14	1'20.799	17.768	23.320	18.845	20.866	296.7			6 Laps at start		2 Laps at start		
15	1'20.999	17.790	23.425	18.908	20.876	293.4	27	4'29.705 P	18.352	24.536	19.729*	21.823*	
16	1'29.170 P	19.383	24.344	19.709	25.734	294.2	28	1'21.190	18.144	23.156	18.912	20.978	295.8
	Run #	4	Front Tyre	Slick-Medium	Rear Tyre	Slick-Soft	29	1'27.816 *	17.946	23.189	24.634	22.047*	297.5
				New Tyre		New Tyre							
17	12'56.693	18.824	24.139	19.408	20.960		13th	88	Miguel OLIVEIRA	APRILIA			POR
18	1'21.017	17.854	23.363	18.935	20.865	294.2			CryptoDATA RNF MotoGP Team				
19	1'34.877 P	21.319*	27.084	19.467*	27.007	292.6			Runs=4	Total laps=19	Full laps=12	Valid laps=11	
	Run #	5	Front Tyre	Slick-Medium	Rear Tyre	Slick-Soft	Run #	1	Front Tyre	Slick-Soft	Rear Tyre	Slick-Soft	
				3 Laps at start		3 Laps at start			3 Laps at start		3 Laps at start		
							1	2'38.800	20.980	26.378	21.411	22.462	
							2	1'24.848	19.106	24.567	19.868	21.307	284.9
							3	1'22.771	18.412	23.973	19.314	21.072	295.0
							4	1'22.741 *	18.305	23.736	19.454*	21.246*	295.8

Fastest Lap: Marco BEZZECCHI Mooney VR46 Racing ITA **1'20.271** 17.733 23.237 18.644 20.657

These data/results cannot be reproduced, stored and/or transmitted in whole or in part by any manner of electronic, mechanical, photocopying, recording, broadcasting or otherwise now known or herein after developed without the previous express consent by the copyright owner, except for reproduction in daily press and regular printed publications on sale to the public within 60 days of the event related to those data/results and always provided that copyright symbol appears together as follows below.
© DORNA, 2023

Official MotoGP Timing by TISSOT
www.motogp.com

Sachsenring, Friday, June 16, 2023

Page 5 of 8



Practice Nr. 2

MotoGP

Lap	Lap Time	T1	T2	T3	T4	Speed	Lap	Lap Time	T1	T2	T3	T4	Speed														
5	1'22.037	18.291	23.632	19.157	20.957	295.0	Run # 6	Front Tyre Slick-Soft	Rear Tyre Slick-Soft																		
6	1'34.130 P	20.098*	25.975*	21.447*	26.610	295.0		New Tyre	New Tyre																		
Run # 2 Front Tyre Slick-Soft Rear Tyre Slick-Soft							unfinished																				
9 Laps at start							9 Laps at start																				
7	4'12.355 P	20.607	24.723	19.762	21.250		Run # 7	Front Tyre Slick-Medium	Rear Tyre Slick-Soft																		
8	1'22.494	18.399	23.775	19.378	20.942	292.6	8 Laps at start																				
9	1'21.694	18.176	23.605	19.109	20.804	295.0	8 Laps at start																				
10	1'21.886	18.058	23.669	19.101	21.058	298.3	20	1'26.508	20.392	24.909	19.929	21.278															
11	1'27.273 P	18.794	24.661	19.479	24.339	290.3	21	1'23.251 *	18.390	23.944	19.466	21.451*	295.0														
Run # 3 Front Tyre Slick-Soft Rear Tyre Slick-Soft							15th 12 Maverick VIÑALES APRILIA SPA																				
New Tyre							Aprilia Racing																				
New Tyre							Runs=6 Total laps=24 Full laps=14 Valid laps=14																				
12	6'32.818	20.103	24.279	19.760	21.158		Run # 1	Front Tyre Slick-Soft	Rear Tyre Slick-Soft																		
13	1'21.449	18.211	23.526	19.100	20.612	297.5	10 Laps at start																				
14	1'20.862	17.953	23.351	18.930	20.628	297.5	5 Laps at start																				
15	1'21.033	18.045	23.374	18.977	20.637	295.8	1	2'26.338	19.558	25.822	20.612	21.787															
16	1'24.947 P	17.940	23.452	19.001	24.554	297.5	2	1'23.522	18.491	24.119	19.567	21.345	296.7														
Run # 4 Front Tyre Slick-Soft Rear Tyre Slick-Soft							3	1'23.318	18.431	23.978	19.536	21.373	292.6														
5 Laps at start							4	1'23.419 *	18.401	23.916	19.629*	21.473*	295.8														
17	10'01.325	20.663	24.237	19.291	32.224		5	1'22.752	18.405	23.882	19.364	21.101	296.7														
18	1'26.601	21.942	24.172	19.306	21.181	295.0	6	1'31.683 P	18.213*	26.558*	20.499*	26.413	297.5														
19	1'21.405	18.171	23.499	19.004	20.731	298.3	Run # 2 Front Tyre Slick-Soft Rear Tyre Slick-Soft																				
unfinished	18.061	23.412	295.8	16 Laps at start							11 Laps at start																
14th 5 Johann ZARCO DUCATI FRA							7	4'38.924 P	18.755	24.601	19.933	21.382															
Prima Pramac Racing							8	1'23.850	18.592	24.173	19.749	21.336	296.7														
Runs=7 Total laps=21 Full laps=11 Valid laps=11							9	1'23.348	18.343	24.000	19.780	21.225	295.8														
Run # 1	Front Tyre Slick-Soft	Rear Tyre Slick-Soft	11 Laps at start							11 Laps at start																	
1	5'08.478	20.021	24.971	20.142	21.617		10	1'22.541	18.093	23.847	19.444	21.157	297.5														
2	1'22.818	18.430	23.758	19.353	21.277	295.8	11	1'22.498	18.018	23.935	19.381	21.164	297.5														
3	1'22.317	18.326	23.591	19.324	21.076	294.2	12	1'30.845 P	19.323	25.174	19.864	26.484	296.7														
4	1'34.341 P	18.008	27.007*	22.097*	27.229	295.8	Run # 3 Front Tyre Slick-Medium Rear Tyre Slick-Medium																				
Run # 2 Front Tyre Slick-Soft Rear Tyre Slick-Soft							3 Laps at start							10 Laps at start													
15 Laps at start							15 Laps at start							15 Laps at start													
5	7'10.335 P	19.441	24.847	19.721	21.130		13	6'56.690	19.586	24.524	20.198	21.488															
6	1'22.447	18.315	23.717	19.364	21.051	295.0	14	1'23.567	18.600	24.067	19.664	21.236	295.0														
7	1'22.414	18.102	23.755	19.519	21.038	295.0	15	1'22.698	18.203	23.822	19.481	21.192	295.8														
8	1'21.799	18.042	23.575	19.180	21.002	297.5	16	1'22.392	18.122	23.843	19.321	21.106	295.8														
9	1'22.332	18.078	23.670	19.334	21.250	297.5	17	1'27.331 P	18.068	23.958	19.380	25.925	296.7														
10	1'25.904 P	18.140	23.604	19.206	24.954	295.0	Run # 4 Front Tyre Slick-Medium Rear Tyre Slick-Soft																				
Run # 3 Front Tyre Slick-Soft Rear Tyre Slick-Soft							New Tyre							New Tyre													
21 Laps at start							21 Laps at start							21 Laps at start													
11	7'30.722 P	20.474	27.941	20.499	25.658		18	13'05.774	19.680	24.168	19.724	21.378															
Run # 4 Front Tyre Slick-Soft Rear Tyre Slick-Medium							19	1'21.609	18.034	23.576	18.969	21.030	300.0														
22 Laps at start							New Tyre							New Tyre													
12	8'40.271	19.352	24.768	19.953	21.777		20	1'20.885	17.753	23.341	18.944	20.847	298.3														
13	1'23.219	18.511	24.003	19.512	21.193	295.0	21	1'20.974	17.759	23.329	18.937	20.949	300.8														
14	1'22.044	18.156	23.532	19.350	21.006	297.5	22	1'30.454 P	19.216	24.458	19.642	27.138	297.5														
15	1'26.755 P	18.119	23.595	19.265	25.776	296.7	Run # 5 Front Tyre Slick-Medium Rear Tyre Slick-Soft																				
Run # 5 Front Tyre Slick-Medium Rear Tyre Slick-Soft							5 Laps at start							New Tyre													
4 Laps at start							4 Laps at start							4 Laps at start													
16	6'49.113	19.193	25.461	19.404	20.771		23	5'17.052	19.383	23.846	19.176	21.004															
17	1'21.204	18.115	23.401	18.912	20.776	298.3	unfinished							300.0													
18	1'20.875	17.836	23.391	18.927	20.721	297.5	Run # 6	Front Tyre Slick-Soft	Rear Tyre Slick-Medium																		
19	1'30.758 P	18.444	28.103	19.614	24.597	296.7	5 Laps at start							New Tyre													
16th 21 Franco MORBIDELLI YAMAHA ITA							24	1'24.018 *	18.983*	24.174	19.761	21.100															
Monster Energy Yamaha MotoGP							Runs=6 Total laps=25 Full laps=14 Valid laps=13							Runs=6 Total laps=25 Full laps=14 Valid laps=13													
4 Laps at start							4 Laps at start							12 Laps at start							1 Laps at start						
1	2'31.757	20.974	26.965	21.104	22.300		1	2'31.757	20.974	26.965	21.104	22.300															
2	1'25.494	19.228	24.557	20.014	21.695	291.1	2	1'25.494	19.228	24.557	20.014	21.695	291.1														

Fastest Lap: Marco BEZZECCHI Mooney VR46 Racing ITA **1'20.271** 17.733 23.237 18.644 20.657

These data/results cannot be reproduced, stored and/or transmitted in whole or in part by any manner of electronic, mechanical, photocopying, recording, broadcasting or otherwise now known or herein after developed without the previous express consent by the copyright owner, except for reproduction in daily press and regular printed publications on sale to the public within 60 days of the event related to those data/results and always provided that copyright symbol appears together as follows below.
© DORNA, 2023

Official MotoGP Timing by TISSOT
www.motogp.com

Sachsenring, Friday, June 16, 2023

Page 6 of 8



Practice Nr. 2

MotoGP

Lap	Lap Time	T1	T2	T3	T4	Speed	Lap	Lap Time	T1	T2	T3	T4	Speed		
3	1'23.501	18.568	24.080	19.647	21.206	292.6	13	7'20.886	20.355	24.621	20.101	21.697			
4	1'23.713 *	18.274	23.931	19.920*	21.588*	294.2	14	1'23.931	18.788	24.293	19.545	21.305	291.1		
5	1'22.545	18.182	23.732	19.442	21.189	294.2		unfinished	18.408	23.963	19.386		294.2		
6	1'36.715 P	19.895*	28.825*	22.023*	25.972	294.2	Run #	4	Front Tyre	Slick-Soft	Rear Tyre	Slick-Soft			
Run #	2	Front Tyre	Slick-Soft	Rear Tyre	Slick-Soft				New Tyre		New Tyre				
		18 Laps at start			7 Laps at start										
7	8'41.000 P	20.925	24.693	44.015	23.058		15	1'28.034	22.014	24.490	19.987	21.543			
8	1'30.182 P	19.057	25.096	20.224	25.805	291.8	16	1'22.273	18.365	23.689	19.363	20.856	294.2		
Run #	3	Front Tyre	Slick-Soft	Rear Tyre	Slick-Soft		17	1'21.857	18.198	23.581	19.226	20.852	293.4		
		20 Laps at start			9 Laps at start			18	1'27.428 P	18.578	24.107	19.765	24.978	292.6	
9	4'19.587	20.010	24.566	20.183	21.355		Run #	5	Front Tyre	Slick-Soft	Rear Tyre	Slick-Soft			
10	1'22.839	18.372	23.914	19.386	21.167	292.6			4 Laps at start			New Tyre			
11	1'22.615	18.326	23.744	19.416	21.129	293.4	19	2'33.752 P	23.576	25.278*	20.472*	24.918			
12	1'22.474	18.136	23.826	19.410	21.102	291.8	Run #	6	Front Tyre	Slick-Soft	Rear Tyre	Slick-Soft			
13	1'22.302	18.059	23.752	19.372	21.119	294.2			5 Laps at start			1 Laps at start			
14	1'27.621	19.615	26.505	20.247	21.254	294.2	20	3'45.506 P	21.223	24.514	19.559	21.850			
15	1'22.205	18.147	23.683	19.241	21.134	292.6	21	1'32.561	18.204	23.383	22.956	28.018	295.0		
16	1'27.285 P	18.096	23.685	19.289	26.215	294.2									
Run #	4	Front Tyre	Slick-Soft	Rear Tyre	Slick-Soft		18th 93 Marc MARQUEZ						HONDA	SPA	
		New Tyre			New Tyre			Repsol Honda Team							
17	13'07.995	20.969	24.248	19.674	21.132		Runs=6 Total laps=20 Full laps=10 Valid laps=11								
18	1'22.417	18.305	23.595	19.603	20.914	295.0	Run #	1	Front Tyre	Slick-Soft	Rear Tyre	Slick-Soft			
19	1'21.285	17.961	23.436	19.111	20.777	295.8			7 Laps at start			7 Laps at start			
20	1'28.554 P	19.099	25.413	19.837	24.205	295.0	1	13'42.588	19.178	25.509	20.525	22.041			
Run #	5	Front Tyre	Slick-Soft	Rear Tyre	Slick-Soft		2	1'25.006	19.089	24.790	19.763	21.364	291.8		
		4 Laps at start			New Tyre			3	1'22.555	18.287	23.843	19.282	21.143	293.4	
21	7'14.760	19.740	24.322	19.214	21.067		4	1'22.429	18.130	23.627	19.247	21.425	294.2		
22	1'29.175 P	18.354*	23.816	19.002	28.003	297.5	5	1'22.141	18.032	23.648	19.264	21.197	296.7		
Run #	6	Front Tyre	Slick-Soft	Rear Tyre	Slick-Soft		6	1'27.653	19.423	25.166	20.683	22.381	292.6		
		6 Laps at start			2 Laps at start			7	1'25.822 P	18.167	23.645	19.235	24.775	295.8	
23	4'30.930 P	20.436	24.266	19.753	22.511		Run #	2	Front Tyre	Slick-Medium	Rear Tyre	Slick-Soft			
24	1'21.122	18.107	23.253	18.941	20.821	298.3			9 Laps at start			14 Laps at start			
25	1'26.213	17.940	23.382	19.023	25.868	299.1	8	5'33.335	19.235	24.584	19.931	21.680			
17th 25 Raul FERNANDEZ						APRILIA	SPA								
CryptoDATA RNF MotoGP Team						Runs=6 Total laps=21 Full laps=11 Valid laps=14									
Run #	1	Front Tyre	Slick-Soft	Rear Tyre	Slick-Soft		Run #	3	Front Tyre	Slick-Medium	Rear Tyre	Slick-Medium			
		7 Laps at start			7 Laps at start					15 Laps at start			9 Laps at start		
1	2'15.642	19.924	25.733	20.986	22.535		14	10'54.909	18.873	26.397	21.191	21.586			
2	1'25.109	19.319	24.383	19.788	21.619	280.5	15	1'31.356 P	18.800	24.216			294.2		
3	1'23.508	18.753	23.940	19.513	21.302	288.7	Run #	4	Front Tyre	Slick-Medium	Rear Tyre	Slick-Soft			
4	1'26.201	19.513	25.235	19.841	21.612	295.8			New Tyre			New Tyre			
5	1'30.293 P	19.648	24.331	20.336	25.978	295.0	16	5'47.415	18.500	24.450	20.047	22.177			
Run #	2	Front Tyre	Slick-Soft	Rear Tyre	Slick-Soft		17	1'22.359	18.355	23.778	19.228	20.998	293.4		
		12 Laps at start			12 Laps at start			18	1'24.887 P	17.825	23.188	19.487	24.387	294.2	
6	6'36.791	19.282	24.823	20.053	21.605		Run #	5	Front Tyre	Slick-Medium	Rear Tyre	Slick-Soft			
7	1'23.439	18.641	23.989	19.543	21.266	295.0			3 Laps at start			New Tyre			
8	1'23.291	18.679	23.900	19.446	21.266	291.8	19	3'25.444	20.546	28.885	19.516	21.764			
9	1'23.057	18.581	23.847	19.491	21.138	291.1			unfinished			295.8			
10	1'23.061	18.385	23.919	19.521	21.236	295.8	Run #	6	Front Tyre	Slick-Soft	Rear Tyre	Slick-Soft			
11	1'24.361	19.196	24.074	19.631	21.460	295.0			New Tyre			3 Laps at start			
12	1'30.982 P	20.599	25.028	20.029	25.326	291.8	20	1'22.131 *	17.646*	23.886	19.512	21.087			
Run #	3	Front Tyre	Slick-Soft	Rear Tyre	Slick-Soft										
		19 Laps at start			19 Laps at start										

Fastest Lap: Marco BEZZECCHI Mooney VR46 Racing ITA **1'20.271** 17.733 23.237 18.644 20.657

These data/results cannot be reproduced, stored and/or transmitted in whole or in part by any manner of electronic, mechanical, photocopying, recording, broadcasting or otherwise now known or herein after developed without the previous express consent by the copyright owner, except for reproduction in daily press and regular printed publications on sale to the public within 60 days of the event related to those data/results and always provided that copyright symbol appears together as follows below.
© DORNA, 2023

Official MotoGP Timing by TISSOT
www.motogp.com

Sachsenring, Friday, June 16, 2023

Page 7 of 8



Practice Nr. 2

MotoGP

Lap	Lap Time	T1	T2	T3	T4	Speed	Lap	Lap Time	T1	T2	T3	T4	Speed
-----	----------	----	----	----	----	-------	-----	----------	----	----	----	----	-------

19th 94 **Jonas FOLGER** KTM GER
 GASGAS Factory Racing Tech3
 Runs=5 Total laps=25 Full laps=16 Valid laps=14

Run #	1	Front Tyre	Slick-Soft	Rear Tyre	Slick-Soft	
			New Tyre		7 Laps at start	
1	2'08.499	20.942	27.332	21.891	22.816	
2	1'27.680	19.467	25.122	20.431	22.660	278.3
3	1'25.084	19.014	24.506	20.026	21.538	281.2
4	1'24.044	18.672	24.300	19.761	21.311	288.7
5	1'23.446	18.658	24.110	19.419	21.259	287.2
6	1'37.383 P	20.044	29.248*	22.247*	25.844	290.3

Run #	2	Front Tyre	Slick-Soft	Rear Tyre	Slick-Soft	
			6 Laps at start		13 Laps at start	
7	8'19.036 P	20.544	25.516	20.545	22.009	
8	1'24.363	18.997	24.279	19.721	21.366	284.9
9	1'23.257	18.473	24.130	19.520	21.134	293.4
10	1'23.287	18.549	24.088	19.523	21.127	291.8
11	1'23.325	18.478	24.047	19.583	21.217	293.4
12	1'26.704	20.399	24.841	19.764	21.700	286.4
13	1'22.905	18.435	23.863	19.397	21.210	291.8
14	1'30.603 P	18.701	25.877	20.180	25.845	293.4

Run #	3	Front Tyre	Slick-Medium	Rear Tyre	Slick-Soft	
			New Tyre		New Tyre	
15	13'16.126	20.233	25.712	20.724	21.954	
16	1'26.094	19.122	24.445	19.950	22.577	283.4
17	1'23.059	18.434	24.081	19.440	21.104	294.2
18	1'23.001	18.329	23.943	19.513	21.216	294.2
19	1'23.049 *	18.326	23.890	19.632*	21.201	291.8
20	1'29.880 P	20.136	25.272	20.001	24.471	288.7

Run #	4	Front Tyre	Slick-Medium	Rear Tyre	Slick-Soft	
			6 Laps at start		New Tyre	
21	10'20.434	19.700	25.156	20.317	21.851	
22	1'24.011 *	19.063*	24.135	19.626	21.187*	281.9
23	1'34.369 P	22.562*	26.299*	20.750*	24.758	226.4

Run #	5	Front Tyre	Slick-Medium	Rear Tyre	Slick-Soft	
			9 Laps at start		3 Laps at start	
24	3'20.024 P	18.866	24.442	19.803*	21.154*	
25	1'28.865	18.784	24.223	19.817	26.041	290.3

20th 30 **Takaaki NAKAGAMI** HONDA JPN
 LCR Honda IDEMITSU
 Runs=1 Total laps=3 Full laps=2 Valid laps=2

Run #	1	Front Tyre	Slick-Medium	Rear Tyre	Slick-Soft	
			New Tyre		4 Laps at start	
1	2'15.297	20.761	26.829	22.118	22.959	
2	1'26.677	20.247	24.872	19.711	21.847	275.5
3	1'23.950	19.117	24.093	19.409	21.331	281.9
	unfinished	18.543	23.635		289.5	

Fastest Lap: Marco BEZZECCHI Mooney VR46 Racing ITA **1'20.271** 17.733 23.237 18.644 20.657

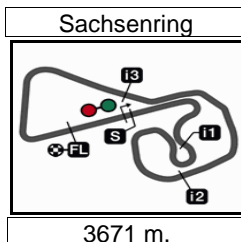
These data/results cannot be reproduced, stored and/or transmitted in whole or in part by any manner of electronic, mechanical, photocopying, recording, broadcasting or otherwise now known or herein after developed without the previous express consent by the copyright owner, except for reproduction in daily press and regular printed publications on sale to the public within 60 days of the event related to those data/results and always provided that copyright symbol appears together as follows below.
 © DORNA, 2023

Official MotoGP Timing by TISSOT
 www.motogp.com

Sachsenring, Friday, June 16, 2023

Page 8 of 8





Results and timing service provided by **TISSOT**

LIQUI MOLY MOTORRAD GRAND PRIX DEUTSCHLAND

Practice Nr. 2

Best Partial Times

MotoGP™

IT Ideal Lap Time, sum of the best partial times

BT Best Lap Time


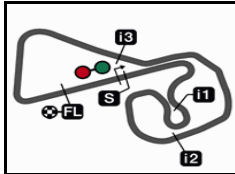
T1		T2		T3		T4				IT	BT	
Pos	Rider	Time	Rider	Time	Rider	Time	Rider	Time	Pos	Rider	IT	BT
1	L.MARINI	17.664	J.MARTIN	23.102	J.MARTIN	18.618	M.OLIVEIRA	20.612	1	J.MARTIN	1'20.213	1'20.311 (2)
2	E.BASTIANINI	17.679	A.FERNANDEZ	23.156	A.ESPARGARO	18.631	M.BEZZECCHI	20.631	2	M.BEZZECCHI	1'20.245	1'20.271 (1)
3	J.MILLER	17.684	A.MARQUEZ	23.160	M.BEZZECCHI	18.644	F.BAGNAIA	20.632	3	A.ESPARGAR	1'20.302	1'20.352 (3)
4	M.BEZZECCHI	17.733	F.BAGNAIA	23.165	A.MARQUEZ	18.686	A.FERNANDEZ	20.652	4	F.BAGNAIA	1'20.310	1'20.371 (4)
5	M.VIÑALES	17.753	M.MARQUEZ	23.188	F.BAGNAIA	18.734	E.BASTIANINI	20.653	5	A.MARQUEZ	1'20.352	1'20.671 (9)
6	F.DI GIANNANTO	17.768	A.ESPARGARO	23.190	F.QUARTARARO	18.806	J.MARTIN	20.657	6	J.MILLER	1'20.420	1'20.420 (5)
7	F.BAGNAIA	17.779	L.MARINI	23.198	J.MILLER	18.836	A.ESPARGARO	20.658	7	E.BASTIANINI	1'20.566	1'20.657 (8)
8	F.QUARTARARO	17.821	J.MILLER	23.203	F.DI GIANNANTO	18.845	A.MARQUEZ	20.670	8	F.QUARTARAR	1'20.570	1'20.623 (6)
9	A.ESPARGARO	17.823	M.BEZZECCHI	23.237	B.BINDER	18.878	F.QUARTARARO	20.689	9	L.MARINI	1'20.576	1'20.639 (7)
10	M.MARQUEZ	17.825	F.MORBIDELLI	23.253	E.BASTIANINI	18.897	J.MILLER	20.697	10	A.FERNANDEZ	1'20.580	1'20.818 (12)
11	J.ZARCO	17.836	F.QUARTARARO	23.254	J.ZARCO	18.912	J.ZARCO	20.721	11	B.BINDER	1'20.765	1'20.765 (10)
12	A.MARQUEZ	17.836	B.BINDER	23.267	A.FERNANDEZ	18.912	L.MARINI	20.769	12	F.DI GIANNAN	1'20.798	1'20.799 (11)
13	J.MARTIN	17.836	F.DI GIANNANTO	23.320	M.OLIVEIRA	18.930	F.MORBIDELLI	20.777	13	M.OLIVEIRA	1'20.833	1'20.862 (13)
14	B.BINDER	17.840	M.VIÑALES	23.329	M.VIÑALES	18.937	B.BINDER	20.780	14	J.ZARCO	1'20.860	1'20.875 (14)
15	A.FERNANDEZ	17.860	E.BASTIANINI	23.337	F.MORBIDELLI	18.941	M.VIÑALES	20.847	15	M.VIÑALES	1'20.866	1'20.885 (15)
16	F.MORBIDELLI	17.940	M.OLIVEIRA	23.351	L.MARINI	18.945	R.FERNANDEZ	20.852	16	F.MORBIDELLI	1'20.911	1'21.122 (16)
17	M.OLIVEIRA	17.940	R.FERNANDEZ	23.383	M.MARQUEZ	19.134	F.DI GIANNANTO	20.865	17	M.MARQUEZ	1'21.145	1'22.141 (18)
18	R.FERNANDEZ	18.198	J.ZARCO	23.391	R.FERNANDEZ	19.226	M.MARQUEZ	20.998	18	R.FERNANDEZ	1'21.659	1'21.857 (17)
19	J.FOLGER	18.326	T.NAKAGAMI	23.635	J.FOLGER	19.397	J.FOLGER	21.104	19	J.FOLGER	1'22.690	1'22.905 (19)
20	T.NAKAGAMI	18.543	J.FOLGER	23.863	T.NAKAGAMI	19.409	T.NAKAGAMI	21.331	20	T.NAKAGAMI	1'22.918	1'23.950 (20)

These data/results cannot be reproduced, stored and/or transmitted in whole or in part by any manner of electronic, mechanical, photocopying, recording, broadcasting or otherwise now known or herein after developed without the previous express consent by the copyright owner, except for reproduction in daily press and regular printed publications on sale to the public within 60 days of the event related to those data/results and always provided that copyright symbol appears together as follows below.
© DORNA, 2023

Official MotoGP Timing by **TISSOT**
www.motogp.com



Sachsenring

Results and timing service provided by **MotoGP™****LIQUI MOLY MOTORRAD GRAND PRIX DEUTSCHLAND****Practice Nr. 2****Fastest Laps Sequence**

3671 m.

<i>Practice Time</i>	 <i>Rider</i>	<i>Nation</i>	<i>Motorcycle</i>	<i>Time</i>	<i>Km/h</i>	<i>Rider's Lap</i>
3'08.562	43 Jack MILLER	AUS	KTM	1'24.503	156.3	2
3'49.860	12 Maverick VIÑALES	SPA	APRILIA	1'23.522	158.2	2
4'31.660	43 Jack MILLER	AUS	KTM	1'23.098	159.0	3
5'26.419	88 Miguel OLIVEIRA	POR	APRILIA	1'22.771	159.6	3
5'54.327	43 Jack MILLER	AUS	KTM	1'22.667	159.8	4
6'21.682	23 Enea BASTIANINI	ITA	DUCATI	1'22.648	159.9	4
6'25.438	89 Jorge MARTIN	SPA	DUCATI	1'22.388	160.4	4
7'44.023	23 Enea BASTIANINI	ITA	DUCATI	1'22.341	160.4	5
7'47.580	89 Jorge MARTIN	SPA	DUCATI	1'22.142	160.8	5
8'11.197	88 Miguel OLIVEIRA	POR	APRILIA	1'22.037	161.0	5
16'41.870	88 Miguel OLIVEIRA	POR	APRILIA	1'21.694	161.7	9
27'25.296	88 Miguel OLIVEIRA	POR	APRILIA	1'21.449	162.2	13
28'46.158	88 Miguel OLIVEIRA	POR	APRILIA	1'20.862	163.4	14
41'25.794	49 Fabio DI GIANNANTONI	ITA	DUCATI	1'20.799	163.5	14
49'40.840	89 Jorge MARTIN	SPA	DUCATI	1'20.461	164.2	24
54'16.033	1 Francesco BAGNAIA	ITA	DUCATI	1'20.371	164.4	24
1:06'36.464	41 Aleix ESPARGARO	SPA	APRILIA	1'20.352	164.4	17
1:07'16.970	72 Marco BEZZECCHI	ITA	DUCATI	1'20.271	164.6	25

These data/results cannot be reproduced, stored and/or transmitted in whole or in part by any manner of electronic, mechanical, photocopying, recording, broadcasting or otherwise now known or herein after developed without the previous express consent by the copyright owner, except for reproduction in daily press and regular printed publications on sale to the public within 60 days of the event related to those data/results and always provided that copyright symbol appears together as follows below.

© DORNA, 2023

Official MotoGP Timing by TISSOT
www.motogp.com



Sachsenring, Friday, June 16, 2023