




3671 m.

LIQUI MOLY MOTORRAD GRAND PRIX DEUTSCHLAND

Practice Nr. 3

Classification

10

	Rider	Nation	Team	Motorcycle	Time	Lap Total	Gap	Top Speed
1	43 Xavier ARTIGAS	SPA	CFMOTO Racing PruestelGP	CFMOTO	1'40.923	11 11		203.0
2	64 Mario AJI	INA	Honda Team Asia	HONDA	1'41.209	17 17	0.286 0.286	199.2
3	19 Scott OGDEN	GBR	VisionTrack Racing Team	HONDA	1'41.445	12 15	0.522 0.236	201.1
4	48 Ivan ORTOLÁ	SPA	Angeluss MTA Team	KTM	1'41.864	14 14	0.941 0.419	202.6
5	54 Riccardo ROSSI	ITA	SIC58 Squadra Corse	HONDA	1'41.937	14 14	1.014 0.073	201.4
6	7 Filippo FARIOLI	ITA	Red Bull KTM Tech3	KTM	1'42.230	14 14	1.307 0.293	199.2
7	16 Andrea MIGNO	ITA	CIP Green Power	KTM	1'42.405	14 14	1.482 0.175	201.1
8	31 Adrian FERNANDEZ	SPA	Leopard Racing	HONDA	1'42.705	12 12	1.782 0.300	203.7
9	18 Matteo BERTELLE	ITA	Rivacold Snipers Team	HONDA	1'42.742	13 13	1.819 0.037	201.4
10	5 Jaume MASIA	SPA	Leopard Racing	HONDA	1'42.778	6 7	1.855 0.036	204.9
11	80 David ALONSO	COL	Gaviota GASGAS Aspar M3	GASGAS	1'42.832	14 14	1.909 0.054	202.6
12	10 Diogo MOREIRA	BRA	MT Helmets - MSI	KTM	1'42.879	11 11	1.956 0.047	202.6
13	72 Taiyo FURUSATO	JPN	Honda Team Asia	HONDA	1'42.937	13 13	2.014 0.058	201.4
14	70 Joshua WHATLEY	GBR	VisionTrack Racing Team	HONDA	1'43.149	12 12	2.226 0.212	199.2
15	96 Daniel HOLGADO	SPA	Red Bull KTM Tech3	KTM	1'43.262	10 10	2.339 0.113	202.2
16	6 Ryusei YAMANAKA	JPN	Gaviota GASGAS Aspar M3	GASGAS	1'43.287	12 13	2.364 0.025	201.1
17	82 Stefano NEPA	ITA	Angeluss MTA Team	KTM	1'43.297	11 11	2.374 0.010	203.0
18	53 Deniz ÖNCÜ	TUR	Red Bull KTM Ajo	KTM	1'43.420	5 5	2.497 0.123	200.7
19	44 David MUÑOZ	SPA	BOE Motorsports	KTM	1'43.551	6 6	2.628 0.131	201.4
20	66 Joel KELSO	AUS	CFMOTO Racing PruestelGP	CFMOTO	1'43.558	10 10	2.635 0.007	203.7
21	55 Romano FENATI	ITA	Rivacold Snipers Team	HONDA	1'43.610	13 13	2.687 0.052	198.8
22	38 David SALVADOR	SPA	CIP Green Power	KTM	1'43.656	13 16	2.733 0.046	202.2
23	57 Danial SHAHRIL	MAL	MT Helmets - MSI	KTM	1'43.683	16 16	2.760 0.027	200.0
24	33 Tatchakorn BUASRI	THA	Honda Team Asia	HONDA	1'43.945	16 16	3.022 0.262	199.6
25	99 José Antonio RUEDA	SPA	Red Bull KTM Ajo	KTM	1'44.516	12 12	3.593 0.571	201.8
26	95 Collin VEIJER	NED	Liqui Moly Husqvarna Intact GP	HUSQVARNA	1'45.806	11 12	4.883 1.290	203.3
Not qualified (Out 105%)					1'45.969			
	71 Ayumu SASAKI	JPN	Liqui Moly Husqvarna Intact GP	HUSQVARNA	1'46.703	4 5	5.780 0.897	200.3
	22 Ana CARRASCO	SPA	BOE Motorsports	KTM	1'47.002	16 16	6.079 0.299	197.8
	27 Kaito TOBA	JPN	SIC58 Squadra Corse	HONDA	1'47.870	4 11	6.947 0.868	198.8

Practice condition: Wet

Air: 15°

Humidity: 76%

Ground: 18°

Fastest Lap:	Lap: 11	Xavier ARTIGAS	1'40.923	130.9 Km/h
Best Race Lap:	2022	Deniz ÖNCÜ	1'26.253	153.2 Km/h
All Time Lap Record:	2023	Ayumu SASAKI	1'25.840	153.9 Km/h

The results are provisional until the end of the limit for protest and appeals.

Time limit for protest expires 30' after publication of the results - Time:

These data/results cannot be reproduced, stored and/or transmitted in whole or in part by any manner of electronic, mechanical, photocopying, recording, broadcasting or otherwise now known or herein after developed without the previous express consent by the copyright owner, except for reproduction in daily press and regular printed publications on sale to the public within 60 days of the event related to those data/results and always provided that copyright symbol appears together as follows below.

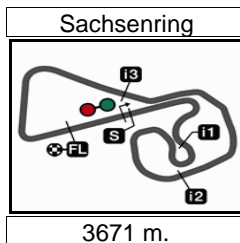
© DORNA, 2023

Official MotoGP Timing by TISSOT
www.motogp.com

Sachsenring, Saturday, June 17, 2023

moto3





Results and timing service provided by TISSOT

Moto3™

LIQUI MOLY MOTORRAD GRAND PRIX DEUTSCHLAND

Practice Nr. 3

Combined Practice Times

11

	Rider	Nation	Team	MOTORCYCLE	P1	P2	P3	Gap				
1	71 A.SAKI	JPN	Liqui Moly Husqvarna Intact GP HUSQVARNA	HUSQVARNA	1'25.840	11	1'41.826	8	1'46.703	4		
2	53 D.ÖNCÜ	TUR	Red Bull KTM Ajo	KTM	1'26.089	14	1'39.440	13	1'43.420	5	0.249	0.249
3	5 J.MASIA	SPA	Leopard Racing	HONDA	1'26.407	17	1'41.048	7	1'42.778	6	0.567	0.318
4	48 I.ORTOLÁ	SPA	Angeluss MTA Team	KTM	1'26.673	16	1'41.627	8	1'41.864	14	0.833	0.266
5	6 R.YAMANAKA	JPN	Gaviota GASGAS Aspar M3	GASGAS	1'26.841	19	1'40.189	12	1'43.287	12	1.001	0.168
6	96 D.HOLGADO	SPA	Red Bull KTM Tech3	KTM	1'26.843	16	1'40.649	4	1'43.262	10	1.003	0.002
7	27 K.TOBA	JPN	SIC58 Squadra Corse	HONDA	1'27.068	17	1'41.478	10	1'47.870	4	1.228	0.225
8	82 S.NEPA	ITA	Angeluss MTA Team	KTM	1'27.120	17	1'40.278	8	1'43.297	11	1.280	0.052
9	99 J.RUEDA	SPA	Red Bull KTM Ajo	KTM	1'27.242	18	1'41.648	15	1'44.516	12	1.402	0.122
10	18 M.BERTELLE	ITA	Rivacold Snipers Team	HONDA	1'27.272	16	1'38.972	15	1'42.742	13	1.432	0.030
11	80 D.ALONSO	COL	Gaviota GASGAS Aspar M3	GASGAS	1'27.299	18	1'40.291	15	1'42.832	14	1.459	0.027
12	16 A.MIGNO	ITA	CIP Green Power	KTM	1'27.347	14	1'39.857	12	1'42.405	14	1.507	0.048
13	10 D.MOREIRA	BRA	MT Helmets - MSI	KTM	1'27.390	16	1'39.970	6	1'42.879	11	1.550	0.043
14	95 C.VEIJER	NED	Liqui Moly Husqvarna Intact GP HUSQVARNA	HUSQVARNA	1'27.502	19	1'42.532	13	1'45.806	11	1.662	0.112
15	55 R.FENATI	ITA	Rivacold Snipers Team	HONDA	1'27.579	10	1'40.529	14	1'43.610	13	1.739	0.077
16	19 S.OGDEN	GBR	VisionTrack Racing Team	HONDA	1'27.585	15	1'42.968	4	1'41.445	12	1.745	0.006
17	44 D.MUÑOZ	SPA	BOE Motorsports	KTM	1'27.641	14			1'43.551	6	1.801	0.056
18	43 X.ARTIGAS	SPA	CFMOTO Racing PruestelGP	CFMOTO	1'27.719	17	1'40.201	14	1'40.923	11	1.879	0.078
19	38 D.SALVADOR	SPA	CIP Green Power	KTM	1'27.800	15	1'40.486	16	1'43.656	13	1.960	0.081
20	72 T.FURUSATO	JPN	Honda Team Asia	HONDA	1'27.815	16	1'41.054	13	1'42.937	13	1.975	0.015
21	7 F.FARIOLI	ITA	Red Bull KTM Tech3	KTM	1'27.820	16	1'42.003	14	1'42.230	14	1.980	0.005
22	70 J.WHATLEY	GBR	VisionTrack Racing Team	HONDA	1'27.822	16	1'41.138	12	1'43.149	12	1.982	0.002
23	66 J.KELSO	AUS	CFMOTO Racing PruestelGP	CFMOTO	1'28.014	15	1'45.530	6	1'43.558	10	2.174	0.192
24	31 A.FERNANDEZ	SPA	Leopard Racing	HONDA	1'28.483	20	1'39.364	8	1'42.705	12	2.643	0.469
25	54 R.ROSSI	ITA	SIC58 Squadra Corse	HONDA	1'28.866	9	1'40.846	19	1'41.937	14	3.026	0.383
26	64 M.AJI	INA	Honda Team Asia	HONDA	1'29.166	8	1'39.529	15	1'41.209	17	3.326	0.300
27	22 A.CARRASCO	SPA	BOE Motorsports	KTM	1'29.197	13	1'42.910	12	1'47.002	16	3.357	0.031
28	33 T.BUASRI	THA	Honda Team Asia	HONDA	1'29.207	17	1'42.590	15	1'43.945	16	3.367	0.010
29	57 D.SHAHRIL	MAL	MT Helmets - MSI	KTM	1'29.920	14	1'41.986	14	1'43.683	16	4.080	0.713

Pole Position Record:	2022	Izan GUEVARA	1'25.869	153.9 Km/h
Best Race Lap:	2022	Deniz ÖNCÜ	1'26.253	153.2 Km/h
All Time Lap Record:	2023	Ayumu SASAKI	1'25.840	153.9 Km/h

The results are provisional until the end of the limit for protest and appeals.

Time limit for protest expires 60' after publication of the results - Time:

These data/results cannot be reproduced, stored and/or transmitted in whole or in part by any manner of electronic, mechanical, photocopying, recording, broadcasting or otherwise now known or herein after developed without the previous express consent by the copyright owner, except for reproduction in daily press and regular printed publications on sale to the public within 60 days of the event related to those data/results and always provided that copyright symbol appears together as follows below.

© DORNA, 2023

Official MotoGP Timing by TISSOT
www.motogp.com

Sachsenring, Saturday, June 17, 2023





3671 m.

LIQUI MOLY MOTORRAD GRAND PRIX DEUTSCHLAND

Practice Nr. 3

Top Speed & Average

12



Rider	Nation	Motorcycle	Top 5 speeds					Average	Top
5 Jaume MASIA	SPA	HONDA	204.9	202.6	202.2	201.1	198.8	201.9	204.9
31 Adrian FERNANDEZ	SPA	HONDA	203.7	203.0	202.6	202.6	202.2	202.8	203.7
66 Joel KELSO	AUS	CFMOTO	203.7	202.6	202.6	201.8	201.8	202.5	203.7
95 Collin VEIJER	NED	HUSQVARNA	203.3	202.6	202.6	202.2	202.2	202.6	203.3
43 Xavier ARTIGAS	SPA	CFMOTO	203.0	202.2	201.4	201.1	198.8	201.3	203.0
82 Stefano NEPA	ITA	KTM	203.0	200.7	200.3	200.0	198.8	200.6	203.0
10 Diogo MOREIRA	BRA	KTM	202.6	202.6	202.2	202.2	201.8	202.3	202.6
48 Ivan ORTOLÁ	SPA	KTM	202.6	202.6	202.2	201.8	201.8	202.1	202.6
80 David ALONSO	COL	GASGAS	202.6	201.8	201.4	200.7	200.3	201.4	202.6
38 David SALVADOR	SPA	KTM	201.1	201.1	200.7	200.3	200.0	200.6	202.2
96 Daniel HOLGADO	SPA	KTM	202.2	201.8	201.8	201.1	201.1	201.5	202.2
99 José Antonio RUEDA	SPA	KTM	201.8	201.4	201.4	201.4	200.3	201.3	201.8
18 Matteo BERTELLE	ITA	HONDA	201.4	201.4	201.1	200.7	198.8	200.7	201.4
44 David MUÑOZ	SPA	KTM	201.4	199.2	198.8	194.9		198.6	201.4
54 Riccardo ROSSI	ITA	HONDA	201.4	201.4	200.7	200.7	200.3	200.9	201.4
72 Taiyo FURUSATO	JPN	HONDA	201.4	201.1	201.1	200.3	200.3	200.8	201.4
6 Ryusei YAMANAKA	JPN	GASGAS	201.1	200.0	199.6	199.6	198.8	199.8	201.1
16 Andrea MIGNO	ITA	KTM	201.1	200.0	200.0	199.2	198.8	199.5	201.1
19 Scott OGDEN	GBR	HONDA	201.1	201.1	200.7	200.3	200.0	200.6	201.1
53 Deniz ÖNCÜ	TUR	KTM	200.7	199.6	199.2	193.8		198.3	200.7
71 Ayumu SASAKI	JPN	HUSQVARNA	200.3	199.6	198.1	198.1		199.0	200.3
57 Danial SHAHRIL	MAL	KTM	200.0	199.6	199.6	199.6	199.6	199.7	200.0
33 Tatchakorn BUASRI	THA	HONDA	199.6	198.1	198.1	198.1	197.4	198.1	199.6
7 Filippo FARIOLI	ITA	KTM	199.2	198.1	197.4	197.0	196.7	197.5	199.2
64 Mario AJI	INA	HONDA	199.2	197.4	197.0	196.7	196.7	197.3	199.2
70 Joshua WHATLEY	GBR	HONDA	199.2	198.5	197.8	197.8	197.4	198.1	199.2
27 Kaito TOBA	JPN	HONDA	198.8	198.8	198.5	198.5	198.5	198.6	198.8
55 Romano FENATI	ITA	HONDA	198.8	198.5	198.1	197.4	197.0	197.7	198.8
22 Ana CARRASCO	SPA	KTM	197.8	197.4	197.0	196.7	196.7	197.1	197.8

These data/results cannot be reproduced, stored and/or transmitted in whole or in part by any manner of electronic, mechanical, photocopying, recording, broadcasting or otherwise now known or herein after developed without the previous express consent by the copyright owner, except for reproduction in daily press and regular printed publications on sale to the public within 60 days of the event related to those data/results and always provided that copyright symbol appears together as follows below.

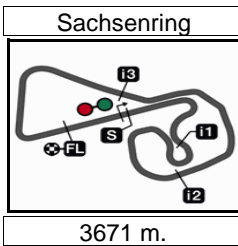
© DORNA, 2023

Official MotoGP Timing by TISSOT
www.motogp.com





Sachsenring, Saturday, June 17, 2023



Results and timing service provided by TISSOT

Moto3™

LIQUI MOLY MOTORRAD GRAND PRIX DEUTSCHLAND

Practice Nr. 3

Chronological Analysis of Performances

13

* Lap / Sector time cancelled T1 Time from finish line to 1st intermediate T3 Time from 2nd intermed. to 3rd intermed.
P Crossing the finish line in pit lane T2 Time from 1st intermed. to 2nd intermed. T4 Time from 3rd intermediate to finish line

Lap	Lap Time	T1	T2	T3	T4	Speed	Lap	Lap Time	T1	T2	T3	T4	Speed	
1st	43	Xavier ARTIGAS CFMOTO Racing Pru SPA						11	1'42.071	22.946	28.604	24.386	26.135	201.1
		Runs=3 Total laps=11 Full laps=6 Valid laps=6						12	1'41.445	22.885	28.465	24.046	26.049	200.0
1	5'56.253	25.781	37.971	28.089	28.139		13	1'41.761	22.698	28.619	24.074	26.370	200.3	
2	1'46.693	23.922	30.109	25.393	27.269	197.4	14	1'42.068	22.744	28.509	24.115	26.700	200.7	
3	1'50.484 P	23.954	29.645	25.250	31.635	198.5	15	1'42.747	22.820	28.809	24.067	27.051	201.1	
4	5'21.273	30.316	31.712	25.584	27.432		4th 48 Ivan ORTOLÁ Angeluss MTA Team SPA							
5	1'46.920	24.420	30.355	25.250	26.895	197.0								
6	1'48.711 P	23.488	29.651	25.004	30.568	198.8	1	7'54.112	28.072	34.878	27.712	28.852		
7	5'01.675	24.415	29.918	24.947	29.316		2	1'50.157	25.187	31.453	25.515	28.002	197.8	
8	1'43.514	23.331	29.175	24.573	26.435	201.1	3	1'46.828	23.795	30.238	25.273	27.522	200.3	
9	1'42.803	23.002	29.095	24.324	26.382	202.2	4	1'48.389	23.902	30.337	26.111	28.039	200.3	
10	1'41.786	22.935	28.787	23.946	26.118	201.4	5	1'47.792	23.785	30.178	26.049	27.780	199.6	
11	1'40.923	22.789	28.502	23.794	25.838	203.0	6	1'46.668	23.692	30.156	25.605	27.215	200.0	
2nd 64 Mario AJI Honda Team Asia INA							7	1'45.137	23.601	29.838	24.897	26.801	201.1	
		Runs=1 Total laps=17 Full laps=16 Valid laps=16						8	1'46.532	23.330	30.489	25.688	27.025	201.8
1	3'21.986	24.630	30.905	26.043	28.464		9	1'43.805	23.407	29.485	24.308	26.605	200.3	
2	1'47.498	24.898	30.074	25.228	27.298	193.8	10	1'43.820	23.251	29.596	24.279	26.694	201.8	
3	1'46.169	24.568	29.556	24.914	27.131	195.6	11	1'42.672	23.203	29.191	23.961	26.317	201.8	
4	1'45.584	23.930	29.313	25.027	27.314	195.6	12	1'44.941	24.858	29.640	24.032	26.411	202.2	
5	1'44.592	23.902	29.163	24.511	27.016	194.9	13	1'42.327	23.092	29.067	23.701	26.467	202.6	
6	1'44.970	23.492	29.124	25.036	27.318	195.6	14	1'41.864	23.121	28.754	23.721	26.268	202.6	
7	1'55.251	25.337	32.098	28.231	29.585	193.5	5th 54 Riccardo ROSSI SIC58 Squadra Corse ITA							
8	1'45.614	23.797	29.403	25.080	27.334	195.6								
9	1'45.578	23.750	29.472	25.138	27.218	196.0	1	4'21.907	27.178	36.780	29.630	30.645		
10	1'44.546	23.617	29.184	24.909	26.836	196.3	2	1'51.763	26.075	31.731	25.883	28.074	188.8	
11	1'43.570	23.512	28.860	24.375	26.823	196.7	3	1'47.916	24.538	30.469	25.350	27.559	195.6	
12	1'42.497	23.287	28.645	24.188	26.377	196.3	4	1'48.117	24.185	30.898	25.578	27.456	197.4	
13	1'43.019	23.483	28.668	24.177	26.691	199.2	5	1'48.929	23.911	30.590	25.930	28.498	200.0	
14	1'42.146	23.273	28.652	23.862	26.359	196.7	6	1'58.607 P	25.279	31.588	28.713	33.027	199.2	
15	1'41.530	23.024	28.253	23.881	26.372	196.7	7	5'48.174	26.776	33.522	27.355	28.012		
16	1'41.806	22.839	28.581	23.832	26.554	197.4	8	1'47.588	24.159	30.403	25.617	27.409	199.6	
17	1'41.209	22.900	28.280	23.638	26.391	197.0	9	1'45.884	23.821	30.065	24.996	27.002	200.7	
3rd 19 Scott OGDEN VisionTrack Racing T GBR							10	1'43.894	23.519	29.434	24.366	26.575	199.6	
		Runs=2 Total laps=15 Full laps=12 Valid laps=12						11	1'44.040	23.622	29.470	24.345	26.603	200.3
1	2'54.767	24.584	32.636	28.655	31.005		12	1'42.926	23.164	29.206	24.156	26.400	200.7	
2	1'52.913 P	25.541	30.101	25.836	31.435	188.8	13	1'42.801	23.170	29.107	24.041	26.483	201.4	
3	5'26.607	24.097	30.111	25.906	28.323		14	1'41.937	23.052	28.991	23.639	26.255	201.4	
4	1'47.883	23.916	29.352	25.914	28.701	197.0	6th 7 Filippo FARIOLI Red Bull KTM Tech3 ITA							
5	1'55.132	28.295	31.655	27.403	27.779	188.1								
6	1'47.124	23.824	29.972	25.776	27.552	194.5	1	3'21.940	24.509	32.403	27.407	28.951		
7	1'45.663	23.745	29.496	25.351	27.071	197.8	2	1'51.397	25.954	31.279	26.014	28.150	191.8	
8	1'45.076	23.435	29.140	25.421	27.080	198.1	3	1'49.003	24.744	30.328	26.045	27.886	194.9	
9	1'44.873	23.371	29.025	25.120	27.357	197.4	4	1'48.421	25.176	30.199	25.333	27.713	196.7	
10	1'43.203	23.159	28.770	24.746	26.528	199.6	Fastest Lap: Xavier ARTIGAS CFMOTO Racing Pru SPA 1'40.923 22.789 28.502 23.794 25.838							

These data/results cannot be reproduced, stored and/or transmitted in whole or in part by any manner of electronic, mechanical, photocopying, recording, broadcasting or otherwise now known or herein after developed without the previous express consent by the copyright owner, except for reproduction in daily press and regular printed publications on sale to the public within 60 days of the event related to those data/results and always provided that copyright symbol appears together as follows below.
© DORNA, 2023



Practice Nr. 3

Moto3

Lap	Lap Time	T1	T2	T3	T4	Speed	Lap	Lap Time	T1	T2	T3	T4	Speed
5	1'46.396	24.068	29.831	25.132	27.365	194.2	12	1'43.492	23.436	29.277	24.310	26.469	201.4
6	1'51.675 P	24.081	29.820	25.661	32.113	194.5	13	1'42.742	23.270	29.021	24.079	26.372	201.4
7	7'03.337	27.018	30.540	25.692	30.530		10th 5 Jaume MASIA Leopard Racing SPA						
8	1'46.337	24.046	29.821	25.157	27.313	196.3	Runs=2 Total laps=7 Full laps=3 Valid laps=3						
9	1'44.739	23.715	29.156	24.821	27.047	197.4	1	10'23.122	24.587	31.295	25.099	27.739	
10	1'43.511	23.432	28.870	24.452	26.757	197.0	2	1'47.401	23.989	30.105	25.361	27.946	201.1
11	1'44.646	23.529	29.067	25.128	26.922	196.7	3	2'03.481 P	27.382	34.737	28.407	32.955	198.8
12	1'42.666	23.222	28.547	24.267	26.630	196.0	4	12'19.302	26.048	30.158	24.652	26.801	
13	1'42.500	23.105	28.700	24.184	26.511	198.1	5	1'43.876	23.662	29.162	24.366	26.686	202.2
14	1'42.230	23.059	28.748	24.020	26.403	199.2	6	1'42.778	23.216	29.079	24.058	26.425	202.6
7th 16 Andrea MIGNO CIP Green Power ITA							11th 80 David ALONSO Gaviota GASGAS Asp COL						
Runs=2 Total laps=14 Full laps=11 Valid laps=11							Runs=2 Total laps=14 Full laps=11 Valid laps=11						
1	3'25.948	24.075	31.389	26.620	28.384		1	4'16.713	26.180	34.464	27.322	29.759	
2	1'47.770	24.482	30.376	25.474	27.438	197.4	2	1'53.662	25.803	32.902	26.297	28.660	195.2
3	1'47.146	24.563	30.366	25.125	27.092	195.2	3	1'50.182	24.681	31.580	25.878	28.043	198.8
4	1'44.658	23.650	29.110	24.859	27.039	198.8	4	1'48.704	24.330	31.643	25.335	27.396	200.0
5	1'45.869	23.473	29.335	25.244	27.817	198.8	5	1'47.826	23.991	30.849	25.229	27.757	200.0
6	1'56.133 P	24.705	30.375	26.437	34.616	196.7	6	1'51.656	24.580	31.622	26.265	29.189	198.5
7	6'56.475	27.315	32.936	27.454	28.027		7	1'57.964 P	24.873	31.812	26.653	34.626	197.0
8	1'48.871	24.400	30.430	26.216	27.825	198.5	8	5'33.757	25.191	32.193	25.770	27.845	
9	1'45.475	23.737	29.742	25.074	26.922	199.2	9	1'47.156	23.956	30.700	25.049	27.451	199.2
10	1'44.268	23.504	29.331	24.884	26.549	198.8	10	1'46.172	23.924	30.145	25.045	27.058	200.3
11	1'47.801	25.865	30.782	24.551	26.603	200.0	11	1'45.218	23.759	29.999	24.692	26.768	200.7
12	1'42.924	23.413	28.883	24.359	26.269	200.0	12	1'44.741	23.584	29.898	24.419	26.840	201.4
13	1'42.637	23.322	28.812	24.207	26.296	201.1	13	1'43.917	23.481	29.760	24.214	26.462	201.8
14	1'42.405	23.306	28.842	24.105	26.152	198.1	14	1'42.832	23.298	29.457	23.879	26.198	202.6
8th 31 Adrian FERNANDEZ Leopard Racing SPA							12th 10 Diogo MOREIRA MT Helmets - MSI BRA						
Runs=2 Total laps=12 Full laps=9 Valid laps=9							Runs=2 Total laps=11 Full laps=8 Valid laps=8						
1	7'43.256	26.059	32.730	25.616	27.471		1	5'54.344	25.177	31.778	25.899	28.047	
2	1'45.850	23.916	29.827	24.981	27.126	202.2	2	1'49.406	24.667	30.936	25.955	27.848	201.4
3	1'45.266	23.632	29.593	25.072	26.969	201.4	3	1'47.307	24.293	30.573	24.999	27.442	200.7
4	1'46.643	23.825	29.778	25.453	27.587	201.4	4	1'50.625 P	24.120	30.501	25.276	30.728	200.7
5	1'55.152	27.243	33.982	25.998	27.929	200.0	5	8'23.088	22.771	30.969	24.983	27.593	
6	1'47.569	23.993	30.725	25.634	27.217	202.6	6	1'46.492	24.083	30.740	24.633	27.036	201.1
7	1'52.168 P	23.865	29.916	25.429	32.958	201.1	7	1'45.033	23.709	30.185	24.295	26.844	201.8
8	5'09.164	23.947	30.491	25.211	26.919		8	1'44.179	23.409	29.603	24.282	26.885	202.6
9	1'44.482	23.438	29.504	24.711	26.829	203.0	9	1'43.733	23.432	29.835	24.012	26.454	202.6
10	1'43.872	23.510	29.282	24.571	26.509	203.7	10	1'42.961	23.269	29.374	23.751	26.567	202.2
11	1'42.768	23.197	28.855	24.293	26.423	201.8	11	1'42.879	23.381	29.327	23.719	26.452	202.2
12	1'42.705	23.246	29.075	24.112	26.272	202.6	13th 72 Taiyo FURUSATO Honda Team Asia JPN						
9th 18 Matteo BERTELLE Rivacold Snipers Tea ITA							Runs=2 Total laps=13 Full laps=10 Valid laps=10						
1	3'22.840	25.016	32.627	26.329	28.691		1	3'41.325	23.838	31.316	26.187	28.345	
2	1'51.391	25.477	32.403	25.732	27.779	197.0	2	1'47.959	24.506	30.326	25.280	27.847	197.8
3	1'48.446	24.776	30.638	25.398	27.634	197.4	3	1'46.880	24.027	29.993	24.879	27.981	199.6
4	1'46.509	24.344	30.219	24.901	27.045	197.0	4	1'45.604	23.642	29.657	24.963	27.342	199.2
5	1'45.260	23.904	29.627	24.821	26.908	198.8	5	1'46.369	23.618	29.722	25.299	27.730	200.0
6	1'46.837	23.788	29.715	25.448	27.886	198.1	6	1'47.708	23.637	30.031	25.746	28.294	199.2
7	1'57.923	27.522	34.190	28.047	28.164	196.7	7	1'53.958 P	23.795	30.677	25.946	33.540	198.1
8	1'52.812 P	24.205	30.196	25.589	32.822	196.0	8	6'51.726	25.255	30.381	25.532	27.898	
9	7'31.419	25.272	31.066	25.232	26.878		9	1'45.758	23.898	29.948	24.838	27.074	200.3
10	1'45.572	23.590	30.155	25.050	26.777	200.7	10	1'45.111	23.478	29.816	24.706	27.111	201.1
11	1'44.635	23.384	29.696	24.752	26.803	201.1	Fastest Lap: Xavier ARTIGAS CFMOTO Racing Pru SPA 1'40.923 22.789 28.502 23.794 25.838						

These data/results cannot be reproduced, stored and/or transmitted in whole or in part by any manner of electronic, mechanical, photocopying, recording, broadcasting or otherwise now known or herein after developed without the previous express consent by the copyright owner, except for reproduction in daily press and regular printed publications on sale to the public within 60 days of the event related to those data/results and always provided that copyright symbol appears together as follows below.
© DORNA, 2023

Practice Nr. 3

Moto3

Lap	Lap Time	T1	T2	T3	T4	Speed	Lap	Lap Time	T1	T2	T3	T4	Speed
11	1'43.815	23.478	29.246	24.392	26.699	200.3	7	1'45.831	23.690	29.872	25.064	27.205	198.8
12	1'43.424	23.350	29.129	24.307	26.638	201.4	8	1'45.126	23.761	29.697	24.705	26.963	203.0
13	1'42.937	23.325	28.995	24.156	26.461	201.1	9	1'44.170	23.553	29.452	24.429	26.736	200.0
14th 70 Joshua WHATLEY VisionTrack Racing T GBR Runs=2 Total laps=12 Full laps=9 Valid laps=9							10	1'43.689	23.525	29.268	24.301	26.595	200.3
1	3'26.794	24.332	31.517	26.041	28.955		11	1'43.297	23.416	29.292	24.007	26.582	200.7
2	1'48.463	24.983	30.367	25.537	27.576	196.7	18th 53 Deniz ÖNCÜ Red Bull KTM Ajo TUR Runs=1 Total laps=5 Full laps=4 Valid laps=3						
3	1'47.336	24.068	30.312	24.990	27.966	198.5	1	23'30.976	24.563	31.936	26.572	29.059	
4	1'47.242	24.586	30.298	24.974	27.384	195.6	2	1'48.569	25.042	30.516	25.272	27.739	193.8
5	1'45.824	23.876	29.805	24.860	27.283	196.7	3	1'44.887 *	23.820	29.626	24.359	27.082*	199.6
6	2'04.425 P	27.635	32.920	28.813	35.057	196.3	4	1'43.845	23.475	29.346	24.143	26.881	200.7
7	8'49.418	26.122	33.483	26.577	29.081		5	1'43.420	23.499	29.158	24.128	26.635	199.2
8	1'47.190	24.108	30.267	25.433	27.382	196.0	19th 44 David MUÑOZ BOE Motorsports SPA Runs=2 Total laps=6 Full laps=4 Valid laps=4						
9	1'44.796	23.494	29.714	24.522	27.066	197.8	1	4'40.427 P	28.762	34.669	30.203	35.166	
10	1'44.193	23.441	29.467	24.481	26.804	197.8	2	19'18.031	28.555	33.390	27.422	28.021	
11	1'43.865	23.463	29.180	24.487	26.735	197.4	3	1'49.316	24.903	31.120	25.768	27.525	198.8
12	1'43.149	23.123	29.203	24.279	26.544	199.2	4	1'45.709	24.189	29.960	24.688	26.872	199.2
15th 96 Daniel HOLGADO Red Bull KTM Tech3 SPA Runs=2 Total laps=10 Full laps=7 Valid laps=7							5	1'45.463	24.361	29.745	24.544	26.813	194.9
1	6'12.918	27.464	32.304	26.040	28.227		6	1'43.551	23.513	29.251	24.218	26.569	201.4
2	1'48.432	24.380	30.851	25.577	27.624	199.6	20th 66 Joel KELSO CFMOTO Racing Pru AUS Runs=2 Total laps=10 Full laps=7 Valid laps=7						
3	1'47.703	24.078	30.912	25.407	27.306	201.1	1	5'43.671	27.731	32.248	26.551	28.192	
4	1'55.003 P	23.886	30.576	25.621	34.920	201.1	2	1'47.300	24.166	30.387	25.395	27.352	201.4
5	10'26.404	26.920	32.619	26.189	27.750		3	1'45.841	23.830	29.956	24.971	27.084	200.7
6	1'47.588	23.721	30.567	25.603	27.697	200.7	4	1'54.268 P	23.789	30.135	26.126	34.218	201.4
7	1'45.686	23.363	30.343	24.846	27.134	201.8	5	10'16.344	36.032	33.001	26.271	27.541	
8	1'45.179	23.449	30.234	24.633	26.863	201.1	6	1'46.255	23.844	30.259	25.155	26.997	201.8
9	1'44.478	23.433	29.994	24.327	26.724	202.2	7	1'45.029	23.580	29.818	24.794	26.837	201.8
10	1'43.262	23.256	29.590	23.970	26.446	201.8	8	1'50.783	26.610	30.212	24.735	29.226	202.6
16th 6 Ryusei YAMANAKA Gaviota GASGAS Asp JPN Runs=2 Total laps=13 Full laps=10 Valid laps=10							9	1'44.527	23.476	29.928	24.557	26.566	203.7
1	6'34.424	25.308	31.852	25.897	28.461		10	1'43.558	23.350	29.625	24.152	26.431	202.6
2	1'49.824	24.631	31.084	25.860	28.249	196.0	21st 55 Romano FENATI Rivacold Snipers Tea ITA Runs=2 Total laps=13 Full laps=10 Valid laps=10						
3	1'47.860	24.177	30.354	25.622	27.707	196.3	1	2'52.941	25.119	31.977	26.839	28.641	
4	1'50.996	23.963	30.445	26.699	29.889	197.4	2	1'49.447	25.200	30.838	25.742	27.667	191.4
5	1'53.531	26.017	31.898	26.871	28.745	194.2	3	1'47.320	24.114	30.314	25.507	27.385	197.0
6	1'51.917	24.075	31.264	26.322	30.256	195.2	4	1'46.508	23.753	29.989	25.329	27.437	197.0
7	1'49.105	24.091	30.991	25.796	28.227	198.1	5	1'46.820	23.906	30.027	25.406	27.481	196.3
8	1'47.045	23.999	30.011	25.392	27.643	198.8	6	2'10.416 P	27.755	36.934	30.179	35.548	193.5
9	1'54.454 P	24.002	30.270	26.367	33.815	199.6	7	7'34.152	30.831	33.569	26.256	27.953	
10	5'12.665	23.616	30.335	25.140	27.553		8	1'46.751	24.096	30.201	25.248	27.206	194.9
11	1'44.625	23.504	29.500	24.699	26.922	201.1	9	1'45.608	23.815	29.754	24.782	27.257	197.0
12	1'43.287	23.259	29.274	24.177	26.577	199.6	10	1'44.621	23.505	29.523	24.587	27.006	197.4
13	1'45.782	23.529	30.115	24.684	27.454	200.0	11	1'44.368	23.561	29.619	24.411	26.777	198.1
17th 82 Stefano NEPA Angeluss MTA Team ITA Runs=2 Total laps=11 Full laps=8 Valid laps=8							12	1'43.824	23.350	29.524	24.192	26.758	198.5
1	8'58.806	29.261	33.007	27.091	28.784		13	1'43.610	23.372	29.392	24.115	26.731	198.8
2	1'49.980	24.708	31.342	26.099	27.831	197.8	22nd 38 David SALVADOR CIP Green Power SPA Runs=1 Total laps=16 Full laps=15 Valid laps=15						
3	1'48.418	24.158	30.440	25.971	27.849	198.5	1	3'26.789	26.849	31.658	25.758	27.684	
4	1'50.632	24.150	30.721	26.807	28.954	197.0	2	1'47.566	24.279	29.985	25.725	27.577	197.0
5	1'54.139 P	24.118	31.040	27.619	31.362	197.8	3	1'46.909	24.137	30.306	25.443	27.023	197.0
6	5'26.018	25.628	30.590	26.684	27.887								

Fastest Lap: Xavier ARTIGAS CFMOTO Racing Pru SPA **1'40.923** 22.789 28.502 23.794 25.838

These data/results cannot be reproduced, stored and/or transmitted in whole or in part by any manner of electronic, mechanical, photocopying, recording, broadcasting or otherwise now known or herein after developed without the previous express consent by the copyright owner, except for reproduction in daily press and regular printed publications on sale to the public within 60 days of the event related to those data/results and always provided that copyright symbol appears together as follows below.
© DORNA, 2023

Practice Nr. 3

Moto3

Lap	Lap Time	T1	T2	T3	T4	Speed	Lap	Lap Time	T1	T2	T3	T4	Speed
4	1'44.434	23.561	29.178	24.683	27.012	198.8	3	1'49.379	24.765	30.825	25.763	28.026	197.8
5	1'45.080	23.588	29.284	25.120	27.088	198.1	4	1'49.767	24.559	30.827	25.935	28.446	199.6
6	1'47.454	23.795	29.925	25.824	27.910	197.8	5	1'49.454	24.526	30.572	25.943	28.413	198.5
7	1'49.187	24.021	30.572	26.459	28.135	197.8	6	2'03.224 P	26.014	32.951	29.722	34.537	196.3
8	1'48.443	24.271	30.714	25.846	27.612	198.8	7	8'21.458	24.091	30.955	26.098	28.033	
9	1'47.394	23.950	30.542	25.691	27.211	198.8	8	1'47.625	23.950	30.378	25.518	27.779	200.3
10	1'46.391	23.878	29.986	25.013	27.514	199.6	9	1'46.967	24.325	30.114	25.135	27.393	201.4
11	1'46.089	23.861	29.914	25.221	27.093	198.8	10	1'45.589	23.817	29.730	24.827	27.215	201.4
12	1'44.852	23.610	29.687	24.811	26.744	200.3	11	1'44.760	23.628	29.507	24.616	27.009	201.4
13	1'43.656	23.388	29.240	24.436	26.592	200.0	12	1'44.516	23.448	29.479	24.621	26.968	201.8
14	1'44.179	23.633	29.508	24.423	26.615	200.7							
15	1'43.845	23.284	29.478	24.417	26.666	201.1							
16	1'44.478	23.360	29.728	24.526	26.864	201.1							

23rd 57 Danial SHAHRIL		MT Helmets - MSI			MAL
Runs=1	Total laps=16	Full laps=15	Valid laps=15		
1	4'02.749	26.923	32.906	27.042	29.190
2	1'50.608	25.032	31.331	26.214	28.031
3	1'48.937	24.664	30.794	25.729	27.750
4	1'47.571	24.132	29.985	25.817	27.637
5	1'46.756	23.900	29.668	25.474	27.714
6	1'48.273	23.769	30.208	26.538	27.758
7	1'50.490	23.967	30.721	27.439	28.363
8	1'49.643	24.260	31.630	26.135	27.618
9	1'47.130	23.941	30.181	25.694	27.314
10	1'46.207	23.765	30.113	25.235	27.094
11	1'45.606	23.579	29.785	25.297	26.945
12	1'44.788	23.503	29.569	24.876	26.840
13	1'44.560	23.326	29.586	24.808	26.840
14	1'44.440	23.326	29.564	24.717	26.833
15	1'43.927	23.432	29.414	24.531	26.550
16	1'43.683	23.259	29.337	24.602	26.485

24th 33 Tatchakorn BUASRI		Honda Team Asia			THA
Runs=1	Total laps=16	Full laps=15	Valid laps=15		
1	3'18.377	23.411	31.981	26.881	29.514
2	1'51.455	24.993	31.446	26.321	28.695
3	1'48.758	25.072	30.568	25.250	27.868
4	1'49.703	24.581	31.940	25.522	27.660
5	1'50.065	25.121	31.878	25.340	27.726
6	1'49.476	24.466	30.534	26.070	28.406
7	1'49.443	24.448	30.772	26.010	28.213
8	1'47.938	24.105	30.520	25.650	27.663
9	1'47.435	24.088	30.512	25.487	27.348
10	1'47.055	24.074	30.334	25.188	27.459
11	1'46.305	24.061	29.990	25.060	27.194
12	1'45.314	23.744	29.843	24.742	26.985
13	1'46.067	23.826	29.807	25.179	27.255
14	1'45.035	23.714	29.670	24.667	26.984
15	1'44.647	23.669	29.510	24.482	26.986
16	1'43.945	23.970	29.417	23.995	26.563

25th 99 José Antonio RUED		Red Bull KTM Ajo			SPA
Runs=2	Total laps=12	Full laps=9	Valid laps=9		
1	4'01.207	26.455	32.796	27.998	29.628
2	1'51.599	25.452	31.460	26.314	28.373

26th 95 Collin VEIJER		Liqui Moly Husqvarna			NED
Runs=1	Total laps=12	Full laps=11	Valid laps=11		
1	10'07.463	25.725	32.059	25.742	28.053
2	1'51.951	24.569	31.233	26.706	29.443
3	1'52.830	25.023	32.057	26.897	28.853
4	1'55.148	24.706	31.771	27.176	31.495
5	1'52.929	24.591	32.655	27.234	28.449
6	1'49.321	24.332	30.846	25.976	28.167
7	1'48.553	24.646	30.875	25.474	27.558
8	1'47.982	24.739	30.535	25.331	27.377
9	1'47.188	23.739	30.861	25.139	27.449
10	1'46.911	24.051	30.412	25.165	27.283
11	1'45.806	23.727	30.114	24.757	27.208
12	1'48.956	25.335	31.766	24.787	27.068

27th 71 Ayumu SASAKI		Liqui Moly Husqvarna			JPN
Runs=1	Total laps=5	Full laps=3	Valid laps=3		
1	11'27.377	23.708	32.682	26.184	28.331
2	1'49.147	24.380	30.535	26.162	28.070
3	1'47.128	24.386	30.242	25.224	27.276
4	1'46.703	23.972	30.176	25.260	27.295
5	1'50.564 P	23.952	30.345	25.404	30.863

28th 22 Ana CARRASCO		BOE Motorsports			SPA
Runs=1	Total laps=16	Full laps=15	Valid laps=15		
1	3'20.428	29.130	35.938	30.500	32.420
2	2'00.714	27.352	34.333	28.487	30.542
3	1'55.766	26.189	32.413	27.466	29.698
4	1'53.256	25.580	31.491	26.879	29.306
5	1'53.334	25.327	31.459	27.366	29.182
6	1'56.494	25.503	32.511	28.266	30.214
7	1'53.878	25.795	31.656	27.425	29.002
8	1'53.180	25.234	32.140	27.289	28.517
9	1'50.687	24.827	31.225	26.378	28.257
10	1'48.919	24.305	30.752	26.016	27.846
11	1'47.588	24.167	30.256	25.438	27.727
12	1'47.210	24.026	30.074	25.459	27.651
13	1'49.177	24.539	30.825	25.888	27.925
14	1'48.243	24.313	30.280	25.677	27.973
15	1'52.206	24.790	30.692	26.179	30.545
16	1'47.002	24.086	29.989	25.317	27.610

29th 27 Kaito TOBA		SIC58 Squadra Corse			JPN
Runs=2	Total laps=11	Full laps=8	Valid laps=8		
1	4'20.067	26.661	32.502	26.711	28.510

Fastest Lap: Xavier ARTIGAS CFMOTO Racing Pru SPA 1'40.923 22.789 28.502 23.794 25.838

These data/results cannot be reproduced, stored and/or transmitted in whole or in part by any manner of electronic, mechanical, photocopying, recording, broadcasting or otherwise now known or herein after developed without the previous express consent by the copyright owner, except for reproduction in daily press and regular printed publications on sale to the public within 60 days of the event related to those data/results and always provided that copyright symbol appears together as follows below.
© DORNA, 2023

Practice Nr. 3

Moto3

Lap	Lap Time	T1	T2	T3	T4	Speed	Lap	Lap Time	T1	T2	T3	T4	Speed
2	1'49.757	25.078	31.015	25.702	27.962	198.1							
3	1'48.757	24.421	30.631	25.697	28.008	198.5							
4	1'47.870	24.049	30.575	25.710	27.536	198.5							
5	1'48.077	23.954	30.401	25.851	27.871	198.8							
6	1'59.230 P	24.790	32.016	27.823	34.601	197.4							
7	10'24.169	32.247	32.769	26.838	27.974								
8	1'51.017	24.866	31.595	26.486	28.070	196.7							
9	1'49.661	24.278	31.354	25.988	28.041	198.8							
10	1'49.285	24.393	30.990	26.144	27.758	197.8							
11	1'48.826	24.225	30.734	25.673	28.194	198.5							

Fastest Lap: Xavier ARTIGAS CFMOTO Racing Pru SPA **1'40.923** 22.789 28.502 23.794 25.838

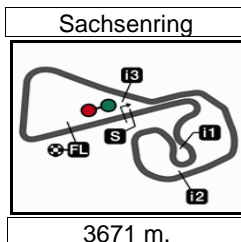
These data/results cannot be reproduced, stored and/or transmitted in whole or in part by any manner of electronic, mechanical, photocopying, recording, broadcasting or otherwise now known or herein after developed without the previous express consent by the copyright owner, except for reproduction in daily press and regular printed publications on sale to the public within 60 days of the event related to those data/results and always provided that copyright symbol appears together as follows below.
© DORNA, 2023

Official MotoGP Timing by **TISSOT**
www.motogp.com

Sachsenring, Saturday, June 17, 2023

Page 5 of 5





Results and timing service provided by **TISSOT**

LIQUI MOLY MOTORRAD GRAND PRIX DEUTSCHLAND

Practice Nr. 3

Best Partial Times

Moto3™

IT Ideal Lap Time, sum of the best partial times

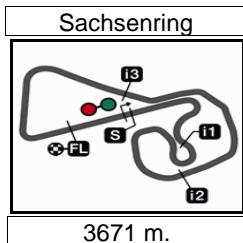
BT Best Lap Time

T1		T2		T3		T4				IT	BT	
Pos	Rider	Time	Rider	Time	Rider	Time	Rider	Time	Pos	Rider	IT	BT
1	S.OGDEN	22.698	M.AJI	28.253	M.AJI	23.638	X.ARTIGAS	25.838	1	X.ARTIGAS	1'40.923	1'40.923 (1)
2	X.ARTIGAS	22.789	S.OGDEN	28.465	R.ROSSI	23.639	S.OGDEN	26.049	2	M.AJI	1'41.089	1'41.209 (2)
3	M.AJI	22.839	X.ARTIGAS	28.502	I.ORTOLÁ	23.701	A.MIGNO	26.152	3	S.OGDEN	1'41.258	1'41.445 (3)
4	R.ROSSI	23.052	F.FARIOLI	28.547	D.MOREIRA	23.719	D.ALONSO	26.198	4	I.ORTOLÁ	1'41.815	1'41.864 (4)
5	F.FARIOLI	23.059	I.ORTOLÁ	28.754	X.ARTIGAS	23.794	R.ROSSI	26.255	5	R.ROSSI	1'41.937	1'41.937 (5)
6	I.ORTOLÁ	23.092	A.MIGNO	28.812	D.ALONSO	23.879	I.ORTOLÁ	26.268	6	F.FARIOLI	1'42.029	1'42.230 (6)
7	J.WHATLEY	23.123	A.FERNANDEZ	28.855	D.HOLGADO	23.970	A.FERNANDEZ	26.272	7	A.MIGNO	1'42.375	1'42.405 (7)
8	A.FERNANDEZ	23.197	R.ROSSI	28.991	T.BUASRI	23.995	M.AJI	26.359	8	A.FERNANDEZ	1'42.436	1'42.705 (8)
9	J.MASIA	23.216	T.FURUSATO	28.995	S.NEPA	24.007	M.BERTELLE	26.372	9	M.BERTELLE	1'42.742	1'42.742 (9)
10	D.HOLGADO	23.256	M.BERTELLE	29.021	F.FARIOLI	24.020	F.FARIOLI	26.403	10	D.MOREIRA	1'42.767	1'42.879 (12)
11	R.YAMANAKA	23.259	J.MASIA	29.079	S.OGDEN	24.046	J.MASIA	26.425	11	J.MASIA	1'42.778	1'42.778 (10)
12	D.SHAHRIL	23.259	D.ÖNCÜ	29.158	J.MASIA	24.058	J.KELSO	26.431	12	D.ALONSO	1'42.832	1'42.832 (11)
13	D.MOREIRA	23.269	D.SALVADOR	29.178	M.BERTELLE	24.079	D.HOLGADO	26.446	13	T.FURUSATO	1'42.937	1'42.937 (13)
14	M.BERTELLE	23.270	J.WHATLEY	29.180	A.MIGNO	24.105	D.MOREIRA	26.452	14	J.WHATLEY	1'43.126	1'43.149 (14)
15	D.SALVADOR	23.284	D.MUÑOZ	29.251	A.FERNANDEZ	24.112	T.FURUSATO	26.461	15	D.HOLGADO	1'43.262	1'43.262 (15)
16	D.ALONSO	23.298	S.NEPA	29.268	R.FENATI	24.115	D.SHAHRIL	26.485	16	S.NEPA	1'43.273	1'43.297 (17)
17	A.MIGNO	23.306	R.YAMANAKA	29.274	D.ÖNCÜ	24.128	J.WHATLEY	26.544	17	R.YAMANAKA	1'43.287	1'43.287 (16)
18	T.FURUSATO	23.325	D.MOREIRA	29.327	J.KELSO	24.152	T.BUASRI	26.563	18	D.ÖNCÜ	1'43.396	1'43.420 (18)
19	R.FENATI	23.350	D.SHAHRIL	29.337	T.FURUSATO	24.156	D.MUÑOZ	26.569	19	D.SALVADOR	1'43.471	1'43.656 (22)
20	J.KELSO	23.350	R.FENATI	29.392	R.YAMANAKA	24.177	R.YAMANAKA	26.577	20	D.MUÑOZ	1'43.551	1'43.551 (19)
21	S.NEPA	23.416	T.BUASRI	29.417	D.MUÑOZ	24.218	S.NEPA	26.582	21	J.KELSO	1'43.558	1'43.558 (20)
22	J.RUEDA	23.448	D.ALONSO	29.457	J.WHATLEY	24.279	D.SALVADOR	26.592	22	R.FENATI	1'43.588	1'43.610 (21)
23	D.ÖNCÜ	23.475	J.RUEDA	29.479	D.SALVADOR	24.417	D.ÖNCÜ	26.635	23	D.SHAHRIL	1'43.612	1'43.683 (23)
24	D.MUÑOZ	23.513	D.HOLGADO	29.590	D.SHAHRIL	24.531	R.FENATI	26.731	24	T.BUASRI	1'43.644	1'43.945 (24)

These data/results cannot be reproduced, stored and/or transmitted in whole or in part by any manner of electronic, mechanical, photocopying, recording, broadcasting or otherwise now known or herein after developed without the previous express consent by the copyright owner, except for reproduction in daily press and regular printed publications on sale to the public within 60 days of the event related to those data/results and always provided that copyright symbol appears together as follows below.
© DORNA, 2023

Official MotoGP Timing by **TISSOT**
www.motogp.com





Results and timing service provided by **TISSOT**

LIQUI MOLY MOTORRAD GRAND PRIX DEUTSCHLAND

Practice Nr. 3

Best Partial Times

Moto3™

IT Ideal Lap Time, sum of the best partial times

BT Best Lap Time

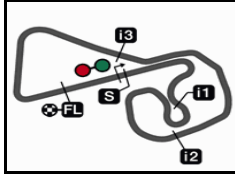

		T1		T2		T3		T4					
<i>Pos</i>	<i>Rider</i>	<i>Time</i>	<i>Rider</i>	<i>Time</i>	<i>Rider</i>	<i>Time</i>	<i>Rider</i>	<i>Time</i>	<i>Pos</i>	<i>Rider</i>	<i>IT</i>	<i>BT</i>	
25	T.BUASRI	23.669	J.KELSO	29.625	J.RUEDA	24.616	J.RUEDA	26.968	25	J.RUEDA	1'44.511	1'44.516	(25)
26	C.VEIJER	23.727	A.CARRASCO	29.989	C.VEIJER	24.757	C.VEIJER	27.068	26	C.VEIJER	1'45.666	1'45.806	(26)
27	A.SASAKI	23.952	C.VEIJER	30.114	A.SASAKI	25.224	A.SASAKI	27.276	27	A.SASAKI	1'46.628		(-1)
28	K.TOBA	23.954	A.SASAKI	30.176	A.CARRASCO	25.317	K.TOBA	27.536	28	A.CARRASCO	1'46.942		(-1)
29	A.CARRASCO	24.026	K.TOBA	30.401	K.TOBA	25.673	A.CARRASCO	27.610	29	K.TOBA	1'47.564		(-1)

These data/results cannot be reproduced, stored and/or transmitted in whole or in part by any manner of electronic, mechanical, photocopying, recording, broadcasting or otherwise now known or herein after developed without the previous express consent by the copyright owner, except for reproduction in daily press and regular printed publications on sale to the public within 60 days of the event related to those data/results and always provided that copyright symbol appears together as follows below.
© DORNA, 2023

Official MotoGP Timing by **TISSOT**
www.motogp.com




Sachsenring

Results and timing service provided by 

3671 m.

Moto3™**LIQUI MOLY MOTORRAD GRAND PRIX DEUTSCHLAND****Practice Nr. 3****Fastest Laps Sequence**

<i>Practice Time</i>	 <i>Rider</i>	<i>Nation</i>	<i>Motorcycle</i>	<i>Time</i>	<i>Km/h</i>	<i>Rider's Lap</i>
4'42.388	55 Romano FENATI	ITA	HONDA	1'49.447	120.7	2
5'09.484	64 Mario AJI	INA	HONDA	1'47.498	122.9	2
6'29.708	55 Romano FENATI	ITA	HONDA	1'47.320	123.1	3
6'55.653	64 Mario AJI	INA	HONDA	1'46.169	124.4	3
8'41.237	64 Mario AJI	INA	HONDA	1'45.584	125.1	4
8'45.522	16 Andrea MIGNO	ITA	KTM	1'44.658	126.2	4
8'45.698	38 David SALVADOR	SPA	KTM	1'44.434	126.5	4
21'05.358	64 Mario AJI	INA	HONDA	1'43.570	127.6	11
22'43.241	19 Scott OGDEN	GBR	HONDA	1'43.203	128.0	10
22'47.855	64 Mario AJI	INA	HONDA	1'42.497	128.9	12
24'25.312	19 Scott OGDEN	GBR	HONDA	1'42.071	129.4	11
26'06.757	19 Scott OGDEN	GBR	HONDA	1'41.445	130.2	12
30'21.035	43 Xavier ARTIGAS	SPA	CFMOTO	1'40.923	130.9	11

These data/results cannot be reproduced, stored and/or transmitted in whole or in part by any manner of electronic, mechanical, photocopying, recording, broadcasting or otherwise now known or herein after developed without the previous express consent by the copyright owner, except for reproduction in daily press and regular printed publications on sale to the public within 60 days of the event related to those data/results and always provided that copyright symbol appears together as follows below.

© DORNA, 2023

Official MotoGP Timing by TISSOT
www.motogp.com

Sachsenring, Saturday, June 17, 2023*motogp™*