


4185 m.

## SHARK GRAND PRIX DE FRANCE

## Warm Up

## Classification

25

		Rider	Nation	Team	Motorcycle	Time	Lap	Total	Gap	Top Speed
1	5	<b>Johann ZARCO</b>	FRA	Prima Pramac Racing	DUCATI	<b>1'31.888</b>	7	7		<b>312.6</b>
2	33	<b>Brad BINDER</b>	RSA	Red Bull KTM Factory Racing	KTM	<b>1'31.953</b>	7	7	0.065 0.065	<b>310.6</b>
3	10	<b>Luca MARINI</b>	ITA	Mooney VR46 Racing Team	DUCATI	<b>1'32.027</b>	7	7	0.139 0.074	<b>317.5</b>
4	12	<b>Maverick VIÑALES</b>	SPA	Aprilia Racing	APRILIA	<b>1'32.053</b>	7	7	0.165 0.026	<b>310.6</b>
5	73	<b>Alex MARQUEZ</b>	SPA	Gresini Racing MotoGP	DUCATI	<b>1'32.070</b>	7	7	0.182 0.017	<b>312.6</b>
6	20	<b>Fabio QUARTARARO</b>	FRA	Monster Energy Yamaha MotoGP	YAMAHA	<b>1'32.139</b>	6	7	0.251 0.069	<b>310.6</b>
7	43	<b>Jack MILLER</b>	AUS	Red Bull KTM Factory Racing	KTM	<b>1'32.242</b>	5	7	0.354 0.103	<b>312.6</b>
8	89	<b>Jorge MARTIN</b>	SPA	Prima Pramac Racing	DUCATI	<b>1'32.259</b>	5	7	0.371 0.017	<b>319.6</b>
9	1	<b>Francesco BAGNAIA</b>	ITA	Ducati Lenovo Team	DUCATI	<b>1'32.334</b>	6	6	0.446 0.075	<b>315.5</b>
10	49	<b>Fabio DI GIANNANTONIO</b>	ITA	Gresini Racing MotoGP	DUCATI	<b>1'32.406</b>	5	7	0.518 0.072	<b>308.7</b>
11	21	<b>Franco MORBIDELLI</b>	ITA	Monster Energy Yamaha MotoGP	YAMAHA	<b>1'32.436</b>	7	7	0.548 0.030	<b>310.6</b>
12	93	<b>Marc MARQUEZ</b>	SPA	Repsol Honda Team	HONDA	<b>1'32.507</b>	6	6	0.619 0.071	<b>304.9</b>
13	72	<b>Marco BEZZECCHI</b>	ITA	Mooney VR46 Racing Team	DUCATI	<b>1'32.548</b>	6	6	0.660 0.041	<b>310.6</b>
14	30	<b>Takaaki NAKAGAMI</b>	JPN	LCR Honda IDEMITSU	HONDA	<b>1'32.575</b>	4	6	0.687 0.027	<b>305.8</b>
15	42	<b>Alex RINS</b>	SPA	LCR Honda CASTROL	HONDA	<b>1'32.669</b>	4	7	0.781 0.094	<b>313.5</b>
16	36	<b>Joan MIR</b>	SPA	Repsol Honda Team	HONDA	<b>1'33.412</b>	4	4	1.524 0.743	<b>306.8</b>
17	9	<b>Danilo PETRUCCI</b>	ITA	Ducati Lenovo Team	DUCATI	<b>1'33.418</b>	6	6	1.530 0.006	<b>309.6</b>
18	41	<b>Aleix ESPARGARO</b>	SPA	Aprilia Racing	APRILIA	<b>1'33.481</b>	5	5	1.593 0.063	<b>309.6</b>
19	32	<b>Lorenzo SAVADORI</b>	ITA	CryptoDATA RNF MotoGP Team	APRILIA	<b>1'33.694</b>	4	6	1.806 0.213	<b>302.1</b>
20	94	<b>Jonas FOLGER</b>	GER	GASGAS Factory Racing Tech3	KTM	<b>1'34.495</b>	6	6	2.607 0.801	<b>304.9</b>
<b>Not classified</b>										
	37	<b>Augusto FERNANDEZ</b>	SPA	GASGAS Factory Racing Tech3	KTM					

Practice condition: Dry

Air: 13°

Humidity: 79%

Ground: 20°

<b>Fastest Lap:</b>	Lap: 7	<b>Johann ZARCO</b>	<b>1'31.888</b>	163.9 Km/h
<b>Best Race Lap:</b>	2022	<b>Francesco BAGNAIA</b>	<b>1'31.778</b>	164.1 Km/h
<b>All Time Lap Record:</b>	2022	<b>Francesco BAGNAIA</b>	<b>1'30.450</b>	166.5 Km/h

The results are provisional until the end of the limit for protest and appeals.

Time limit for protest expires 30' after publication of the results - ..... Time: .....

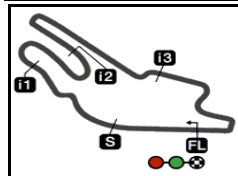
These data/results cannot be reproduced, stored and/or transmitted in whole or in part by any manner of electronic, mechanical, photocopying, recording, broadcasting or otherwise now known or herein after developed without the previous express consent by the copyright owner, except for reproduction in daily press and regular printed publications on sale to the public within 60 days of the event related to those data/results and always provided that copyright symbol appears together as follows below.

© DORNA, 2023

Official MotoGP Timing by TISSOT  
www.motogp.com

Le Mans, Sunday, May 14, 2023





4185 m.

## SHARK GRAND PRIX DE FRANCE

Warm Up

Top Speed &amp; Average

26



Rider	Nation	Motorcycle	Top 5 speeds					Average	Top
89 <b>Jorge MARTIN</b>	<b>SPA</b>	DUCATI	319.6	318.5	317.5	314.5	311.6	316.3	<b>319.6</b>
10 <b>Luca MARINI</b>	<b>ITA</b>	DUCATI	317.5	317.5	317.5	316.5	313.5	316.5	<b>317.5</b>
1 <b>Francesco BAGNAIA</b>	<b>ITA</b>	DUCATI	315.5	313.5	312.6	312.6	310.6	313.0	<b>315.5</b>
42 <b>Alex RINS</b>	<b>SPA</b>	HONDA	313.5	309.6	308.7	308.7	307.7	309.6	<b>313.5</b>
5 <b>Johann ZARCO</b>	<b>FRA</b>	DUCATI	312.6	311.6	310.6	308.7	307.7	310.2	<b>312.6</b>
43 <b>Jack MILLER</b>	<b>AUS</b>	KTM	312.6	311.6	311.6	310.6	309.6	310.9	<b>312.6</b>
73 <b>Alex MARQUEZ</b>	<b>SPA</b>	DUCATI	312.6	312.6	309.6	309.6	308.7	310.6	<b>312.6</b>
12 <b>Maverick VIÑALES</b>	<b>SPA</b>	APRILIA	310.6	309.6	308.7	308.7	308.7	309.3	<b>310.6</b>
20 <b>Fabio QUARTARARO</b>	<b>FRA</b>	YAMAHA	310.6	310.6	309.6	308.7	308.7	309.5	<b>310.6</b>
21 <b>Franco MORBIDELLI</b>	<b>ITA</b>	YAMAHA	310.6	309.6	307.7	307.7	306.8	308.2	<b>310.6</b>
33 <b>Brad BINDER</b>	<b>RSA</b>	KTM	310.6	309.6	309.6	308.7	307.7	309.2	<b>310.6</b>
72 <b>Marco BEZZECCHI</b>	<b>ITA</b>	DUCATI	310.6	309.6	309.6	307.7		309.4	<b>310.6</b>
9 <b>Danilo PETRUCCI</b>	<b>ITA</b>	DUCATI	309.6	308.7	306.8	306.8		308.0	<b>309.6</b>
41 <b>Aleix ESPARGARO</b>	<b>SPA</b>	APRILIA	309.6	308.7	305.8			308.0	<b>309.6</b>
49 <b>Fabio DI GIANNANTONIO</b>	<b>ITA</b>	DUCATI	308.7	307.7	306.8	306.8	305.8	307.2	<b>308.7</b>
36 <b>Joan MIR</b>	<b>SPA</b>	HONDA	306.8	304.9	304.9	304.0		305.2	<b>306.8</b>
30 <b>Takaaki NAKAGAMI</b>	<b>JPN</b>	HONDA	305.8	305.8	304.9	304.0	303.1	304.7	<b>305.8</b>
93 <b>Marc MARQUEZ</b>	<b>SPA</b>	HONDA	304.9	304.9	304.0	304.0		304.5	<b>304.9</b>
94 <b>Jonas FOLGER</b>	<b>GER</b>	KTM	304.9	302.1	302.1	301.2	301.2	302.3	<b>304.9</b>
32 <b>Lorenzo SAVADORI</b>	<b>ITA</b>	APRILIA	302.1	301.2	298.5	295.0	288.2	297.0	<b>302.1</b>

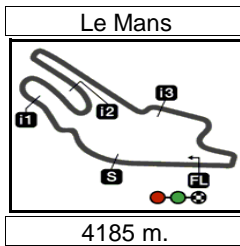
These data/results cannot be reproduced, stored and/or transmitted in whole or in part by any manner of electronic, mechanical, photocopying, recording, broadcasting or otherwise now known or herein after developed without the previous express consent by the copyright owner, except for reproduction in daily press and regular printed publications on sale to the public within 60 days of the event related to those data/results and always provided that copyright symbol appears together as follows below.

© DORNA, 2023

Official MotoGP Timing by TISSOT  
www.motogp.com



Le Mans, Sunday, May 14, 2023



Results and timing service provided by TISSOT

MotoGP™

# SHARK GRAND PRIX DE FRANCE

## Warm Up

### Chronological Analysis of Performances

27

\* Lap / Sector time cancelled

T1 Time from finish line to 1st intermediate

T3 Time from 2nd intermed. to 3rd intermed.

P Crossing the finish line in pit lane

T2 Time from 1st intermed. to 2nd intermed.

T4 Time from 3rd intermediate to finish line

\*\*Tyre data subject to further updates

Lap	Lap Time	T1	T2	T3	T4	Speed	Lap	Lap Time	T1	T2	T3	T4	Speed		
<b>1st</b>	<b>5</b>	<b>Johann ZARCO</b> DUCATI FRA						3	<b>1'33.648</b>	21.211	21.391	26.060	24.986	307.7	
		Prima Pramac Racing						4	<b>1'32.613</b>	21.122	21.328	25.576	24.587	310.6	
		Runs=1	Total laps=7	Full laps=6	Valid laps=6		5	<b>1'34.937</b>	20.961	21.408	27.741	24.827	308.7		
<i>Run #</i>	<i>1</i>	<i>Front Tyre</i>	<i>Slick-Soft</i>	<i>Rear Tyre</i>	<i>Slick-Soft</i>		6	<b>1'32.130</b>	21.079	21.285	25.293	24.473	308.7		
		13 Laps at start			5 Laps at start		7	<b>1'32.053</b>	21.021	21.205	25.334	24.493	309.6		
1	2'00.418	15.087	22.643	27.194	26.039										
2	<b>1'34.946</b>	21.929	21.682	26.086	25.249	305.8									
3	<b>1'33.306</b>	21.551	21.184	25.674	24.897	308.7									
4	<b>1'39.060</b>	21.131	25.400	27.435	25.094	307.7									
5	<b>1'32.482</b>	21.223	21.151	25.418	24.690	311.6									
6	<b>1'32.325</b>	21.125	21.062	25.471	24.667	310.6									
7	<b>1'31.888</b>	20.997	20.991	25.440	24.460	312.6									
<b>5th</b>	<b>73</b>	<b>Alex MARQUEZ</b> DUCATI SPA													
		Gresini Racing MotoGP													
		Runs=1	Total laps=7	Full laps=6	Valid laps=6										
<i>Run #</i>	<i>1</i>	<i>Front Tyre</i>	<i>Slick-Soft</i>	<i>Rear Tyre</i>	<i>Slick-Soft</i>										
		8 Laps at start			4 Laps at start										
1	1'52.726	15.499	22.893	27.513	26.281										
2	<b>1'34.559</b>	21.752	21.627	26.007	25.173	307.7									
3	<b>1'33.082</b>	21.351	21.279	25.727	24.725	308.7									
4	<b>1'32.246</b>	21.135	21.149	25.375	24.587	309.6									
5	<b>1'32.391</b>	21.153	21.165	25.387	24.686	309.6									
6	<b>1'33.176</b>	21.174	21.223	25.463	25.316	312.6									
7	<b>1'32.070</b>	21.094	21.116	25.354	24.506	312.6									
<b>2nd</b>	<b>33</b>	<b>Brad BINDER</b> KTM RSA													
		Red Bull KTM Factory Racing													
		Runs=1	Total laps=7	Full laps=6	Valid laps=6										
<i>Run #</i>	<i>1</i>	<i>Front Tyre</i>	<i>Slick-Soft</i>	<i>Rear Tyre</i>	<i>Slick-Soft</i>										
		New Tyre		3 Laps at start											
1	2'04.638	16.815	23.617	27.080	31.657										
2	<b>1'34.917</b>	22.257	21.838	25.871	24.951	306.8									
3	<b>1'33.108</b>	21.433	21.411	25.443	24.821	310.6									
4	<b>1'32.610</b>	21.255	21.271	25.449	24.635	309.6									
5	<b>1'32.556</b>	21.274	21.242	25.447	24.593	307.7									
6	<b>1'32.614</b>	21.240	21.305	25.436	24.633	309.6									
7	<b>1'31.953</b>	21.011	21.215	25.323	24.404	308.7									
<b>3rd</b>	<b>10</b>	<b>Luca MARINI</b> DUCATI ITA													
		Mooney VR46 Racing Team													
		Runs=1	Total laps=7	Full laps=6	Valid laps=6										
<i>Run #</i>	<i>1</i>	<i>Front Tyre</i>	<i>Slick-Soft</i>	<i>Rear Tyre</i>	<i>Slick-Soft</i>										
		9 Laps at start			4 Laps at start										
1	2'05.053	16.185	23.732	27.021	31.886										
2	<b>1'35.246</b>	22.113	22.127	26.040	24.966	311.6									
3	<b>1'33.076</b>	21.263	21.435	25.570	24.808	313.5									
4	<b>1'34.786</b>	21.079	21.425	26.379	25.903	317.5									
5	<b>1'32.630</b>	21.264	21.264	25.456	24.646	317.5									
6	<b>1'32.318</b>	20.976	21.256	25.512	24.574	316.5									
7	<b>1'32.027</b>	20.939	21.264	25.271	24.553	317.5									
<b>6th</b>	<b>20</b>	<b>Fabio QUARTARARO</b> YAMAHA FRA													
		Monster Energy Yamaha MotoGP													
		Runs=1	Total laps=7	Full laps=6	Valid laps=6										
<i>Run #</i>	<i>1</i>	<i>Front Tyre</i>	<i>Slick-Soft</i>	<i>Rear Tyre</i>	<i>Slick-Soft</i>										
		8 Laps at start			4 Laps at start										
1	2'01.122	15.796	23.038	28.624	25.656										
2	<b>1'34.358</b>	21.869	21.602	25.994	24.893	310.6									
3	<b>1'35.637</b>	21.592	21.336	25.710	26.999	308.7									
4	<b>1'32.867</b>	21.475	21.250	25.559	24.583	308.7									
5	<b>1'32.278</b>	21.124	21.172	25.423	24.559	308.7									
6	<b>1'32.139</b>	21.086	21.161	25.395	24.497	309.6									
7	<b>1'32.379</b>	21.198	21.157	25.479	24.545	310.6									
<b>7th</b>	<b>43</b>	<b>Jack MILLER</b> KTM AUS													
		Red Bull KTM Factory Racing													
		Runs=1	Total laps=7	Full laps=6	Valid laps=6										
<i>Run #</i>	<i>1</i>	<i>Front Tyre</i>	<i>Slick-Soft</i>	<i>Rear Tyre</i>	<i>Slick-Soft</i>										
		8 Laps at start			4 Laps at start										
1	2'09.208	15.505	22.730	26.748	25.657										
2	<b>1'33.957</b>	21.738	21.500	25.822	24.897	310.6									
3	<b>1'32.945</b>	21.289	21.371	25.638	24.647	312.6									
4	<b>1'34.343</b>	21.418	22.753	25.517	24.655	311.6									
5	<b>1'32.242</b>	21.115	21.166	25.382	24.579	311.6									
6	<b>1'32.583</b>	21.078	21.270	25.529	24.706	309.6									
7	<b>1'32.735</b>	21.038	21.301	25.477	24.919	309.6									

**Fastest Lap:** Johann ZARCO Prima Pramac Racing FRA **1'31.888** 20.997 20.991 25.440 24.460

These data/results cannot be reproduced, stored and/or transmitted in whole or in part by any manner of electronic, mechanical, photocopying, recording, broadcasting or otherwise now known or herein after developed without the previous express consent by the copyright owner, except for reproduction in daily press and regular printed publications on sale to the public within 60 days of the event related to those data/results and always provided that copyright symbol appears together as follows below.  
© DORNA, 2023

Official MotoGP Timing by TISSOT  
www.motogp.com

Le Mans, Sunday, May 14, 2023

Page 1 of 3



# Warm Up

# MotoGP

Lap	Lap Time	T1	T2	T3	T4	Speed	Lap	Lap Time	T1	T2	T3	T4	Speed
<b>8th</b>	<b>89</b>	<b>Jorge MARTIN</b> DUCATI SPA											
Prima Pramac Racing													
Runs=1 Total laps=7 Full laps=6 Valid laps=4													
Run #	1	Front Tyre	Slick-Soft	Rear Tyre	Slick-Soft								
		8 Laps at start				4 Laps at start							
1	2'08.385 *	15.370	22.825	26.358*	25.816								
2	<b>1'34.197</b>	21.687	21.618	25.876	25.016	311.6							
3	1'34.302 *	22.205*	21.436	25.568*	25.093	318.5							
4	<b>1'32.674</b>	21.389	21.304	25.341	24.640	317.5							
5	<b>1'32.259</b>	21.211	21.135	25.301	24.612	314.5							
6	1'36.422 *	23.866*	21.599	26.339	24.618	305.8							
7	<b>1'32.392</b>	21.271	21.252	25.273	24.596	319.6							
<b>9th</b>	<b>1</b>	<b>Francesco BAGNAIA</b> DUCATI ITA											
Ducati Lenovo Team													
Runs=1 Total laps=6 Full laps=5 Valid laps=3													
Run #	1	Front Tyre	Slick-Soft	Rear Tyre	Slick-Soft								
		9 Laps at start				2 Laps at start							
1	3'05.258	16.766	23.814	26.994	25.858								
2	1'35.025 *	21.913	21.585	26.311*	25.216*	310.6							
3	<b>1'33.404</b>	21.638	21.307	25.635	24.824	312.6							
4	<b>1'32.649</b>	21.405	21.161	25.415	24.668	313.5							
5	1'32.590 *	21.240	21.074	25.625*	24.651*	315.5							
6	<b>1'32.334</b>	21.212	21.135	25.401	24.586	312.6							
<b>10th</b>	<b>49</b>	<b>Fabio DI GIANNANTONI</b> DUCATI ITA											
Gresini Racing MotoGP													
Runs=1 Total laps=7 Full laps=6 Valid laps=6													
Run #	1	Front Tyre	Slick-Soft	Rear Tyre	Slick-Soft								
		9 Laps at start				5 Laps at start							
1	1'46.426	16.210	22.567	26.651	25.446								
2	<b>1'34.046</b>	21.849	21.452	25.773	24.972	304.9							
3	<b>1'32.991</b>	21.283	21.210	25.697	24.801	305.8							
4	<b>1'32.760</b>	21.280	21.205	25.576	24.699	307.7							
5	<b>1'32.406</b>	21.167	21.104	25.471	24.664	306.8							
6	<b>1'33.283</b>	21.172	21.250	25.887	24.974	306.8							
7	<b>1'32.862</b>	21.244	21.353	25.507	24.758	308.7							
<b>11th</b>	<b>21</b>	<b>Franco MORBIDELLI</b> YAMAHA ITA											
Monster Energy Yamaha MotoGP													
Runs=1 Total laps=7 Full laps=6 Valid laps=6													
Run #	1	Front Tyre	Slick-Soft	Rear Tyre	Slick-Soft								
		8 Laps at start				13 Laps at start							
1	1'48.755	15.308	22.830	26.969	25.736								
2	<b>1'34.182</b>	21.694	21.547	25.843	25.098	306.8							
3	<b>1'33.675</b>	21.331	21.370	25.899	25.075	307.7							
4	<b>1'32.857</b>	21.388	21.276	25.578	24.615	309.6							
5	<b>1'34.674</b>	21.209	21.287	27.345	24.833	307.7							
6	<b>1'32.803</b>	21.244	21.467	25.477	24.615	310.6							
7	<b>1'32.436</b>	21.184	21.187	25.409	24.656	306.8							
<b>12th</b>	<b>93</b>	<b>Marc MARQUEZ</b> HONDA SPA											
Repsol Honda Team													
Runs=2 Total laps=6 Full laps=4 Valid laps=3													
Run #	1	Front Tyre	Slick-Soft	Rear Tyre	Slick-Soft								
		26 Laps at start				4 Laps at start							
1	1'54.312 P	16.125	23.112	27.987	27.982								
<b>13th</b>	<b>72</b>	<b>Marco BEZZECCHI</b> DUCATI ITA											
Mooney VR46 Racing Team													
Runs=2 Total laps=6 Full laps=3 Valid laps=2													
Run #	1	Front Tyre	Slick-Soft	Rear Tyre	Slick-Soft								
		14 Laps at start				5 Laps at start							
1	2'01.627	15.799	23.288	27.203	28.040								
2	<b>1'34.113</b>	21.848	21.620	25.810	24.835	309.6							
3	1'35.666 P	21.567	21.299	25.746	27.054	309.6							
Run #	2	Front Tyre	Slick-Soft	Rear Tyre	Slick-Soft								
		13 Laps at start				4 Laps at start							
4	2'05.568	16.338	22.051	25.882	25.021								
5	1'33.068 *	21.383	21.304	25.629*	24.752*	310.6							
6	<b>1'32.548</b>	21.121	21.185	25.598	24.644	307.7							
<b>14th</b>	<b>30</b>	<b>Takaaki NAKAGAMI</b> HONDA JPN											
LCR Honda IDEMITSU													
Runs=1 Total laps=6 Full laps=5 Valid laps=4													
Run #	1	Front Tyre	Slick-Soft	Rear Tyre	Slick-Soft								
		8 Laps at start				4 Laps at start							
1	2'16.922	16.161	23.855	27.619	26.329								
2	<b>1'34.944</b>	22.187	21.895	26.008	24.854	303.1							
3	<b>1'33.110</b>	21.396	21.436	25.583	24.695	304.9							
4	<b>1'32.575</b>	21.200	21.268	25.467	24.640	305.8							
5	1'35.654 *	21.176	22.977	26.424*	25.077*	305.8							
6	<b>1'34.786</b>	21.562	21.553	25.950	25.721	304.0							
<b>15th</b>	<b>42</b>	<b>Alex RINS</b> HONDA SPA											
LCR Honda CASTROL													
Runs=1 Total laps=7 Full laps=6 Valid laps=6													
Run #	1	Front Tyre	Slick-Soft	Rear Tyre	Slick-Soft								
		8 Laps at start				4 Laps at start							
1	2'08.023	15.662	22.769	27.087	25.647								
2	<b>1'34.316</b>	21.715	21.745	25.831	25.025	305.8							
3	<b>1'33.307</b>	21.395	21.357	25.700	24.855	308.7							
4	<b>1'32.669</b>	21.167	21.192	25.639	24.671	307.7							
5	<b>1'35.769</b>	21.264	21.259	28.384	24.862	313.5							
6	<b>1'33.172</b>	21.209	21.230	25.934	24.799	308.7							
7	<b>1'32.949</b>	21.210	21.264	25.698	24.777	309.6							
<b>16th</b>	<b>36</b>	<b>Joan MIR</b> HONDA SPA											
Repsol Honda Team													
Runs=1 Total laps=4 Full laps=3 Valid laps=3													
Run #	1	Front Tyre	Slick-Soft	Rear Tyre	Slick-Soft								
		8 Laps at start				4 Laps at start							
1	2'12.442	15.960	23.057	27.043	25.813								
2	<b>1'34.816</b>	21.943	21.667	26.082	25.124	304.0							
3	<b>1'33.838</b>	21.600	21.514	25.730	24.994	304.9							
4	<b>1'33.412</b>	21.415	21.464	25.649	24.884	304.9							
	unfinished	21.287	21.270			306.8							

**Fastest Lap:** Johann ZARCO Prima Pramac Racing FRA **1'31.888** 20.997 20.991 25.440 24.460

These data/results cannot be reproduced, stored and/or transmitted in whole or in part by any manner of electronic, mechanical, photocopying, recording, broadcasting or otherwise now known or herein after developed without the previous express consent by the copyright owner, except for reproduction in daily press and regular printed publications on sale to the public within 60 days of the event related to those data/results and always provided that copyright symbol appears together as follows below.  
© DORNA, 2023

Official MotoGP Timing by **TISSOT**  
www.motogp.com

**Le Mans, Sunday, May 14, 2023**

Page 2 of 3



# Warm Up

# MotoGP

Lap	Lap Time	T1	T2	T3	T4	Speed	Lap	Lap Time	T1	T2	T3	T4	Speed	
<b>17th</b>	<b>9</b>	<b>Danilo PETRUCCI</b>				DUCATI	ITA	Run #	2	Front Tyre	Slick-Soft	Rear Tyre	Slick-Soft	
Ducati Lenovo Team							8 Laps at start			5 Laps at start				
Runs=2 Total laps=6 Full laps=3 Valid laps=2							<b>unfinished</b>	16.425	<b>23.211</b>					
Run #	1	Front Tyre	Slick-Soft	Rear Tyre	Slick-Medium		Run #	3	Front Tyre	Slick-Soft	Rear Tyre	Slick-Soft		
13 Laps at start							10 Laps at start			6 Laps at start				
1	2'02.382	15.468	22.672	27.066	25.650		2	<b>1'38.098</b>	17.963	24.448	29.070	<b>26.617</b>		
2	<b>1'34.382</b>	21.545	21.747	26.101	24.989	<b>309.6</b>								
3	1'36.256	P <b>21.343</b>	21.417	25.885*	27.611	308.7								
Run #	2	Front Tyre	Slick-Soft	Rear Tyre	Slick-Soft									
9 Laps at start							5 Laps at start							
4	2'05.440	14.860	22.172	26.332	25.194									
5	1'33.869	* 21.422	21.440	26.063*	24.944*	306.8								
6	<b>1'33.418</b>	21.482	<b>21.310</b>	<b>25.754</b>	<b>24.872</b>	306.8								

<b>18th</b>	<b>41</b>	<b>Alex ESPARGARO</b>				APRILIA	SPA
Aprilia Racing							
Runs=2 Total laps=5 Full laps=3 Valid laps=2							
Run #	1	Front Tyre	Slick-Soft	Rear Tyre	Slick-Soft		
15 Laps at start				13 Laps at start			
1	2'03.308	P 15.864	23.143	27.312	29.472		
Run #	2	Front Tyre	Slick-Soft	Rear Tyre	Slick-Soft		
2 Laps at start				5 Laps at start			
2	3'54.577	16.272	22.650	27.093	25.757		
3	<b>1'35.032</b>	21.957	21.730	26.280	25.065	305.8	
4	1'34.100	* 21.510	21.468	26.010*	25.112*	308.7	
5	<b>1'33.481</b>	<b>21.413</b>	<b>21.419</b>	<b>25.810</b>	<b>24.839</b>	<b>309.6</b>	

<b>19th</b>	<b>32</b>	<b>Lorenzo SAVADORI</b>				APRILIA	ITA
CryptoDATA RNF MotoGP Team							
Runs=1 Total laps=6 Full laps=5 Valid laps=4							
Run #	1	Front Tyre	Slick-Soft	Rear Tyre	Slick-Soft		
New Tyre				4 Laps at start			
1	2'20.365	14.731	23.491	27.472	25.674		
2	<b>1'35.781</b>	22.393	21.932	26.256	25.200	295.0	
3	<b>1'34.083</b>	21.768	<b>21.465</b>	25.960	24.890	<b>302.1</b>	
4	<b>1'33.694</b>	21.566	21.484	<b>25.759</b>	<b>24.885</b>	298.5	
5	1'50.783	* <b>21.450</b>	37.064	26.885*	25.384*	301.2	
6	<b>1'34.930</b>	21.913	21.798	26.178	25.041	288.2	

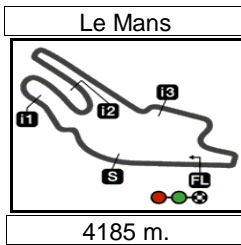
<b>20th</b>	<b>94</b>	<b>Jonas FOLGER</b>				KTM	GER
GASGAS Factory Racing Tech3							
Runs=1 Total laps=6 Full laps=5 Valid laps=3							
Run #	1	Front Tyre	Slick-Soft	Rear Tyre	Slick-Medium		
New Tyre				New Tyre			
1	2'52.264	17.393	24.957	28.895	27.793		
2	1'40.934	* 23.241	23.096	27.718*	26.879*	301.2	
3	<b>1'36.509</b>	22.281	21.997	26.590	25.641	302.1	
4	<b>1'35.343</b>	21.833	21.842	26.349	25.319	302.1	
5	1'35.105	* 21.661	<b>21.569</b>	26.471*	25.404*	301.2	
6	<b>1'34.495</b>	<b>21.657</b>	21.612	<b>26.120</b>	<b>25.106</b>	<b>304.9</b>	

<b>21st</b>	<b>37</b>	<b>Augusto FERNANDEZ</b>				KTM	SPA
GASGAS Factory Racing Tech3							
Runs=3 Total laps=2 Full laps=0 Valid laps=2							
Run #	1	Front Tyre	Slick-Soft	Rear Tyre	Slick-Soft		
9 Laps at start				5 Laps at start			
1	2'08.176	P 16.231	23.618	<b>28.254</b>	27.479		

**Fastest Lap:** Johann ZARCO Prima Pramac Racing FRA **1'31.888** 20.997 20.991 25.440 24.460

These data/results cannot be reproduced, stored and/or transmitted in whole or in part by any manner of electronic, mechanical, photocopying, recording, broadcasting or otherwise now known or herein after developed without the previous express consent by the copyright owner, except for reproduction in daily press and regular printed publications on sale to the public within 60 days of the event related to those data/results and always provided that copyright symbol appears together as follows below.  
© DORNA, 2023





Results and timing service provided by TISSOT

**MotoGP™**

**SHARK GRAND PRIX DE FRANCE**  
**Official Starting Grid**

Race : 27 laps = 112.995 km

**28**



1	<b>1</b> 1'30.705 <b>1 Francesco BAGNAIA</b> Ducati	<b>2</b> 1'30.763 <b>93 Marc MARQUEZ</b> Honda	<b>3</b> 1'30.842 <b>10 Luca MARINI</b> Ducati
2	<b>4</b> 1'30.984 <b>43 Jack MILLER</b> KTM	<b>5</b> 1'31.023 <b>89 Jorge MARTIN</b> Ducati	<b>6</b> 1'31.120 <b>12 Maverick VIÑALES</b> Aprilia
3	<b>7</b> 1'31.173 <b>72 Marco BEZZECCHI</b> Ducati	<b>8</b> 1'31.275 <b>73 Alex MARQUEZ</b> Ducati	<b>9</b> 1'31.298 <b>5 Johann ZARCO</b> Ducati
4	<b>10</b> 1'31.445 <b>33 Brad BINDER</b> KTM	<b>11</b> 1'31.523 <b>41 Aleix ESPARGARO</b> Aprilia	<b>12</b> 1'31.596 <b>37 Augusto FERNANDEZ</b> KTM
5	<b>13</b> 1'31.366 <b>20 Fabio QUARTARARO</b> Yamaha	<b>14</b> 1'31.545 <b>30 Takaaki NAKAGAMI</b> Honda	<b>15</b> 1'31.718 <b>49 Fabio DI GIANNANTONIO</b> Ducati
6	<b>16</b> 1'31.810 <b>36 Joan MIR</b> Honda	<b>17</b> 1'31.886 <b>21 Franco MORBIDELLI</b> Yamaha	<b>18</b> 1'31.959 <b>42 Alex RINS</b> Honda
7	<b>19</b> 1'32.092 <b>9 Danilo PETRUCCI</b> Ducati	<b>20</b> 1'32.410 <b>32 Lorenzo SAVADORI</b> Aprilia	<b>21</b> 1'33.605 <b>94 Jonas FOLGER</b> KTM

The results are provisional until the end of the limit for protest and appeals and until the ratification of the Event Management Committee.

Time limit for protest expires 60' at the latest after publication of the results - ..... Time: .....

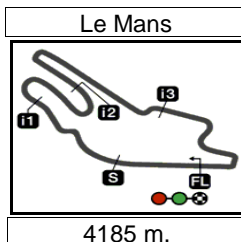
These data/results cannot be reproduced, stored and/or transmitted in whole or in part by any manner of electronic, mechanical, photocopying, recording, broadcasting or otherwise now known or herein after developed without the previous express consent of the copyright owner, except for reproduction in daily press and regular printed publications on sale to the public within 60 days of the event related to those data/results and always provided that copyright symbol appears together as follows below.

© DORNA, 2023

Official MotoGP Timing by TISSOT  
 www.motogp.com

**Le Mans, Sunday, May 14, 2023**





Results and timing service provided by **TISSOT**

## SHARK GRAND PRIX DE FRANCE

Warm Up

### Best Partial Times

**MotoGP™**

*IT* Ideal Lap Time, sum of the best partial times

*BT* Best Lap Time

T1		T2		T3		T4				IT	BT	
Pos	Rider	Time	Rider	Time	Rider	Time	Rider	Time	Pos	Rider	IT	BT
1	L.MARINI	20.939	J.ZARCO	20.991	L.MARINI	25.271	B.BINDER	24.404	1	<b>J.ZARCO</b>	1'31.866	1'31.888 (1)
2	<b>M.VIÑALES</b>	<b>20.961</b>	<b>F.BAGNAIA</b>	<b>21.074</b>	<b>J.MARTIN</b>	<b>25.273</b>	<b>J.ZARCO</b>	<b>24.460</b>	2	<b>M.VIÑALES</b>	1'31.932	1'32.053 (4)
3	J.ZARCO	20.997	F.DI GIANNANTO	21.104	M.VIÑALES	25.293	M.VIÑALES	24.473	3	<b>B.BINDER</b>	1'31.953	1'31.953 (2)
4	<b>B.BINDER</b>	<b>21.011</b>	<b>A.MARQUEZ</b>	<b>21.116</b>	<b>B.BINDER</b>	<b>25.323</b>	<b>F.QUARTARARO</b>	<b>24.497</b>	4	<b>L.MARINI</b>	1'32.019	1'32.027 (3)
5	J.MILLER	21.038	J.MARTIN	21.135	A.MARQUEZ	25.354	A.MARQUEZ	24.506	5	<b>A.MARQUEZ</b>	1'32.070	1'32.070 (5)
6	<b>F.QUARTARARO</b>	<b>21.086</b>	<b>F.QUARTARARO</b>	<b>21.157</b>	<b>J.MILLER</b>	<b>25.382</b>	<b>L.MARINI</b>	<b>24.553</b>	6	<b>F.QUARTARARO</b>	1'32.135	1'32.139 (6)
7	A.MARQUEZ	21.094	J.MILLER	21.166	F.QUARTARARO	25.395	J.MILLER	24.579	7	<b>J.MILLER</b>	1'32.165	1'32.242 (7)
8	<b>M.BEZZECCHI</b>	<b>21.121</b>	<b>M.BEZZECCHI</b>	<b>21.185</b>	<b>F.BAGNAIA</b>	<b>25.401</b>	<b>M.MARQUEZ</b>	<b>24.581</b>	8	<b>J.MARTIN</b>	1'32.215	1'32.259 (8)
9	A.RINS	21.167	F.MORBIDELLI	21.187	F.MORBIDELLI	25.409	F.BAGNAIA	24.586	9	<b>F.BAGNAIA</b>	1'32.273	1'32.334 (9)
10	<b>F.DI GIANNANTO</b>	<b>21.167</b>	<b>A.RINS</b>	<b>21.192</b>	<b>J.ZARCO</b>	<b>25.418</b>	<b>J.MARTIN</b>	<b>24.596</b>	10	<b>F.MORBIDELLI</b>	1'32.395	1'32.436 (11)
11	T.NAKAGAMI	21.176	M.VIÑALES	21.205	T.NAKAGAMI	25.467	F.MORBIDELLI	24.615	11	<b>F.DI GIANNANTO</b>	1'32.406	1'32.406 (10)
12	<b>F.MORBIDELLI</b>	<b>21.184</b>	<b>B.BINDER</b>	<b>21.215</b>	<b>F.DI GIANNANTO</b>	<b>25.471</b>	<b>T.NAKAGAMI</b>	<b>24.640</b>	12	<b>M.MARQUEZ</b>	1'32.507	1'32.507 (12)
13	M.MARQUEZ	21.210	M.MARQUEZ	21.242	M.MARQUEZ	25.474	M.BEZZECCHI	24.644	13	<b>M.BEZZECCHI</b>	1'32.548	1'32.548 (13)
14	<b>J.MARTIN</b>	<b>21.211</b>	<b>L.MARINI</b>	<b>21.256</b>	<b>M.BEZZECCHI</b>	<b>25.598</b>	<b>F.DI GIANNANTO</b>	<b>24.664</b>	14	<b>T.NAKAGAMI</b>	1'32.551	1'32.575 (14)
15	F.BAGNAIA	21.212	T.NAKAGAMI	21.268	A.RINS	25.639	A.RINS	24.671	15	<b>A.RINS</b>	1'32.669	1'32.669 (15)
16	<b>J.MIR</b>	<b>21.287</b>	<b>J.MIR</b>	<b>21.270</b>	<b>J.MIR</b>	<b>25.649</b>	<b>A.ESPARGARO</b>	<b>24.839</b>	16	<b>J.MIR</b>	1'33.090	1'33.412 (16)
17	D.PETRUCCI	21.343	D.PETRUCCI	21.310	D.PETRUCCI	25.754	D.PETRUCCI	24.872	17	<b>D.PETRUCCI</b>	1'33.279	1'33.418 (17)
18	<b>A.ESPARGARO</b>	<b>21.413</b>	<b>A.ESPARGARO</b>	<b>21.419</b>	<b>L.SAVADORI</b>	<b>25.759</b>	<b>J.MIR</b>	<b>24.884</b>	18	<b>A.ESPARGARO</b>	1'33.481	1'33.481 (18)
19	L.SAVADORI	21.450	L.SAVADORI	21.465	A.ESPARGARO	25.810	L.SAVADORI	24.885	19	<b>L.SAVADORI</b>	1'33.559	1'33.694 (19)
20	<b>J.FOLGER</b>	<b>21.657</b>	<b>J.FOLGER</b>	<b>21.569</b>	<b>J.FOLGER</b>	<b>26.120</b>	<b>J.FOLGER</b>	<b>25.106</b>	20	<b>J.FOLGER</b>	1'34.452	1'34.495 (20)
21	A.FERNANDEZ		A.FERNANDEZ	23.211	A.FERNANDEZ	28.254	A.FERNANDEZ	26.617	-1	<b>A.FERNANDEZ</b>		(-1)


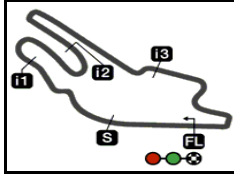
These data/results cannot be reproduced, stored and/or transmitted in whole or in part by any manner of electronic, mechanical, photocopying, recording, broadcasting or otherwise now known or herein after developed without the previous express consent by the copyright owner, except for reproduction in daily press and regular printed publications on sale to the public within 60 days of the event related to those data/results and always provided that copyright symbol appears together as follows below.

© DORNA, 2023

Official MotoGP Timing by **TISSOT**  
www.motogp.com




Le Mans

Results and timing service provided by **MotoGP™**

4185 m.

**SHARK GRAND PRIX DE FRANCE****Warm Up****Fastest Laps Sequence**

<i>Practice Time</i>	 <i>Rider</i>	<i>Nation</i>	<i>Motorcycle</i>	<i>Time</i>	<i>Km/h</i>	<i>Rider's Lap</i>
<b>3'20.472</b>	49 <b>Fabio DI GIANNANTONI</b>	ITA	DUCATI	<b>1'34.046</b>	160.1	2
<b>3'43.165</b>	43 <b>Jack MILLER</b>	AUS	KTM	<b>1'33.957</b>	160.3	2
<b>4'53.463</b>	49 <b>Fabio DI GIANNANTONI</b>	ITA	DUCATI	<b>1'32.991</b>	162.0	3
<b>5'16.110</b>	43 <b>Jack MILLER</b>	AUS	KTM	<b>1'32.945</b>	162.0	3
<b>6'26.223</b>	49 <b>Fabio DI GIANNANTONI</b>	ITA	DUCATI	<b>1'32.760</b>	162.4	4
<b>6'28.950</b>	12 <b>Maverick VIÑALES</b>	SPA	APRILIA	<b>1'32.613</b>	162.6	4
<b>6'32.613</b>	73 <b>Alex MARQUEZ</b>	SPA	DUCATI	<b>1'32.246</b>	163.3	4
<b>8'22.695</b>	43 <b>Jack MILLER</b>	AUS	KTM	<b>1'32.242</b>	163.3	5
<b>9'36.017</b>	12 <b>Maverick VIÑALES</b>	SPA	APRILIA	<b>1'32.130</b>	163.5	6
<b>11'08.070</b>	12 <b>Maverick VIÑALES</b>	SPA	APRILIA	<b>1'32.053</b>	163.6	7
<b>11'22.396</b>	33 <b>Brad BINDER</b>	RSA	KTM	<b>1'31.953</b>	163.8	7
<b>11'24.425</b>	5 <b>Johann ZARCO</b>	FRA	DUCATI	<b>1'31.888</b>	163.9	7

These data/results cannot be reproduced, stored and/or transmitted in whole or in part by any manner of electronic, mechanical, photocopying, recording, broadcasting or otherwise now known or herein after developed without the previous express consent by the copyright owner, except for reproduction in daily press and regular printed publications on sale to the public within 60 days of the event related to those data/results and always provided that copyright symbol appears together as follows below.

© DORNA, 2023

Official MotoGP Timing by TISSOT  
www.motogp.com

**Le Mans, Sunday, May 14, 2023**