
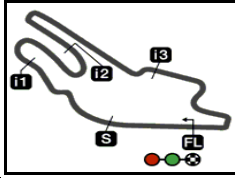


Le Mans

Results and timing service provided by **MotoGP™**

4185 m.

SHARK GRAND PRIX DE FRANCE**Qualifying Nr. 1****Classification****17**

	<i>Rider</i>	<i>Nation</i>	<i>Team</i>	<i>Motorcycle</i>	<i>Time</i>	<i>Lap Total</i>	<i>Gap</i>	<i>Top Speed</i>
1	10 Luca MARINI	ITA	Mooney VR46 Racing Team	DUCATI	1'31.268	9 9		314.5
2	37 Augusto FERNANDEZ	SPA	GASGAS Factory Racing Tech3	KTM	1'31.343	7 9	0.075 0.075	309.6
3	20 Fabio QUARTARARO	FRA	Monster Energy Yamaha MotoGP	YAMAHA	1'31.366	3 8	0.098 0.023	311.6
4	30 Takaaki NAKAGAMI	JPN	LCR Honda IDEMITSU	HONDA	1'31.545	8 8	0.277 0.179	307.7
5	49 Fabio DI GIANNANTONIO	ITA	Gresini Racing MotoGP	DUCATI	1'31.718	9 9	0.450 0.173	312.6
6	36 Joan MIR	SPA	Repsol Honda Team	HONDA	1'31.810	8 8	0.542 0.092	305.8
7	21 Franco MORBIDELLI	ITA	Monster Energy Yamaha MotoGP	YAMAHA	1'31.886	6 8	0.618 0.076	306.8
8	42 Alex RINS	SPA	LCR Honda CASTROL	HONDA	1'31.959	7 8	0.691 0.073	310.6
9	9 Danilo PETRUCCI	ITA	Ducati Lenovo Team	DUCATI	1'32.092	8 9	0.824 0.133	314.5
10	32 Lorenzo SAVADORI	ITA	CryptoDATA RNF MotoGP Team	APRILIA	1'32.410	7 8	1.142 0.318	312.6
11	94 Jonas FOLGER	GER	GASGAS Factory Racing Tech3	KTM	1'33.605	8 8	2.337 1.195	306.8

Practice condition: Dry

Air: 16°

Humidity: 79%

Ground: 21°

Fastest Lap:	Lap: 9	Luca MARINI	1'31.268	165 Km/h
Best Race Lap:	2022	Francesco BAGNAIA	1'31.778	164.1 Km/h
All Time Lap Record:	2022	Francesco BAGNAIA	1'30.450	166.5 Km/h

The results are provisional until the end of the limit for protest and appeals.

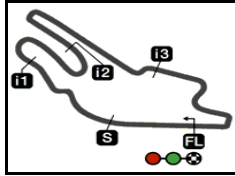
Time limit for protest expires 30' after publication of the results - Time:

These data/results cannot be reproduced, stored and/or transmitted in whole or in part by any manner of electronic, mechanical, photocopying, recording, broadcasting or otherwise now known or herein after developed without the previous express consent by the copyright owner, except for reproduction in daily press and regular printed publications on sale to the public within 60 days of the event related to those data/results and always provided that copyright symbol appears together as follows below.

© DORNA, 2023

Official MotoGP Timing by **TISSOT**
www.motogp.com

Le Mans, Saturday, May 13, 2023



4185 m.

SHARK GRAND PRIX DE FRANCE

Qualifying Nr. 1

Top Speed & Average

18



Rider	Nation	Motorcycle	Top 5 speeds					Average	Top
9 Danilo PETRUCCI	ITA	DUCATI	314.5	312.6	310.6	310.6	309.6	311.0	314.5
10 Luca MARINI	ITA	DUCATI	314.5	314.5	313.5	312.6	310.6	312.7	314.5
32 Lorenzo SAVADORI	ITA	APRILIA	312.6	311.6	308.7	305.8	304.9	308.7	312.6
49 Fabio DI GIANNANTONIO	ITA	DUCATI	312.6	310.6	309.6	308.7	308.7	310.0	312.6
20 Fabio QUARTARARO	FRA	YAMAHA	311.6	311.6	310.6	309.6	309.6	310.6	311.6
42 Alex RINS	SPA	HONDA	310.6	309.6	308.7	308.7	307.7	308.8	310.6
37 Augusto FERNANDEZ	SPA	KTM	309.6	309.6	309.6	308.7	306.8	308.5	309.6
30 Takaaki NAKAGAMI	JPN	HONDA	307.7	306.8	306.8	304.9	304.9	306.2	307.7
21 Franco MORBIDELLI	ITA	YAMAHA	306.8	305.8	305.8	305.8	304.9	305.8	306.8
94 Jonas FOLGER	GER	KTM	306.8	305.8	304.0	304.0	303.1	304.5	306.8
36 Joan MIR	SPA	HONDA	305.8	304.9	303.1	303.1	302.1	303.8	305.8

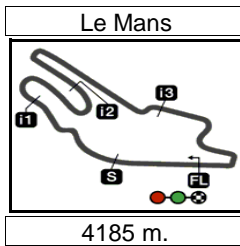
These data/results cannot be reproduced, stored and/or transmitted in whole or in part by any manner of electronic, mechanical, photocopying, recording, broadcasting or otherwise now known or herein after developed without the previous express consent by the copyright owner, except for reproduction in daily press and regular printed publications on sale to the public within 60 days of the event related to those data/results and always provided that copyright symbol appears together as follows below.

© DORNA, 2023

Official MotoGP Timing by TISSOT
www.motogp.com



Le Mans, Saturday, May 13, 2023



Results and timing service provided by TISSOT

MotoGP™

SHARK GRAND PRIX DE FRANCE

Qualifying Nr. 1

Chronological Analysis of Performances

19

* Lap / Sector time cancelled T1 Time from finish line to 1st intermediate T3 Time from 2nd intermed. to 3rd intermed.
P Crossing the finish line in pit lane T2 Time from 1st intermed. to 2nd intermed. T4 Time from 3rd intermediate to finish line
**Tyre data subject to further updates

Lap	Lap Time	T1	T2	T3	T4	Speed	Lap	Lap Time	T1	T2	T3	T4	Speed	
1st	10	Luca MARINI DUCATI ITA						5	3'34.268	22.175	21.312	25.444	24.371	
		Mooney VR46 Racing Team						6	1'33.895	21.008	22.511	26.030	24.346	309.6
		Runs=2 Total laps=9 Full laps=6 Valid laps=6						7	1'31.366	21.081	20.879	25.192	24.214	310.6
								8	1'31.431	20.942	20.977	25.256	24.256	309.6

Run #	1	Front Tyre	Slick-Soft	Rear Tyre	Slick-Soft	
		New Tyre		New Tyre		
1	1'43.992	23.076	22.674	26.928	25.668	
2	1'33.637	21.505	21.530	25.764	24.838	310.6
3	1'32.120	21.125	21.162	25.350	24.483	310.6
4	1'31.767	20.974	21.124	25.251	24.418	312.6
5	1'39.988 P	22.904*	22.284	27.223	27.577	303.1
		5 Laps at start		New Tyre		
6	2'57.092	21.742	21.891	25.632	24.617	
7	1'31.700	20.905	21.122	25.219	24.454	314.5
8	1'31.420	20.936	21.024	25.181	24.279	313.5
9	1'31.268	20.809	20.951	25.191	24.317	314.5

Run #	2	Front Tyre	Slick-Soft	Rear Tyre	Slick-Soft	
		5 Laps at start		New Tyre		
6	2'57.092	21.742	21.891	25.632	24.617	
7	1'31.700	20.905	21.122	25.219	24.454	314.5
8	1'31.420	20.936	21.024	25.181	24.279	313.5
9	1'31.268	20.809	20.951	25.191	24.317	314.5

Run #	1	Front Tyre	Slick-Soft	Rear Tyre	Slick-Soft	
		New Tyre		New Tyre		
1	2'12.911	27.091	22.786	28.525	28.840	
2	1'34.582	21.604	21.338	25.776	25.864	305.8
3	1'32.020	21.192	21.069	25.347	24.412	306.8
4	1'31.959	21.129	21.038	25.302	24.490	309.6
5	1'35.591 P	21.697	21.439	25.980	26.475	309.6
		5 Laps at start		New Tyre		
6	2'53.543	21.871	22.216	26.190	24.656	
7	1'31.343	21.040	20.915	25.158	24.230	309.6
8	1'31.460	21.098	20.903	25.282	24.177	308.7
9	1'37.305 P	20.984	20.956	26.045	29.320	306.8

Run #	1	Front Tyre	Slick-Soft	Rear Tyre	Slick-Soft	
		New Tyre		New Tyre		
1	2'39.505	23.690	22.075	26.133	24.721	
2	1'31.897	21.151	21.095	25.242	24.409	311.6
3	1'31.366	20.924	20.957	25.161	24.324	311.6
4	1'36.016 P	22.130*	21.632	25.546	26.708	308.7

Run #	2	Front Tyre	Slick-Soft	Rear Tyre	Slick-Soft	
		4 Laps at start		New Tyre		
1	2'39.505	23.690	22.075	26.133	24.721	
2	1'31.897	21.151	21.095	25.242	24.409	311.6
3	1'31.366	20.924	20.957	25.161	24.324	311.6
4	1'36.016 P	22.130*	21.632	25.546	26.708	308.7

Run #	1	Front Tyre	Slick-Soft	Rear Tyre	Slick-Soft	
		New Tyre		New Tyre		
1	2'18.050	23.289	23.963	27.474	26.033	
2	1'34.466	21.978	21.834	25.808	24.846	303.1
3	1'32.109	21.229	21.083	25.284	24.513	304.9
4	1'38.930 P	22.437	22.094	26.148	28.251	304.9
		4 Laps at start		New Tyre		
5	3'57.196	23.980	22.965	26.388	25.207	
6	1'32.928	21.445	21.237	25.599	24.647	307.7
7	1'31.909	21.105	21.006	25.355	24.443	306.8
8	1'31.545	21.003	20.953	25.241	24.348	306.8

Run #	1	Front Tyre	Slick-Soft	Rear Tyre	Slick-Soft	
		New Tyre		New Tyre		
1	2'12.013	24.754	22.557	28.573	28.861	
2	1'34.919	21.629	21.390	26.053	25.847	307.7
3	1'32.099	21.094	21.072	25.377	24.556	307.7
4	1'31.902	20.994	21.079	25.357	24.472	308.7
5	1'38.046 P	21.621*	22.439	26.216	27.770	310.6
		5 Laps at start		New Tyre		
6	2'45.108	22.859	21.805	25.870	24.928	
7	1'31.801	21.098	20.991	25.310	24.402	308.7
8	1'31.722	20.968	20.936	25.291	24.527	309.6
9	1'31.718	20.993	21.004	25.328	24.393	312.6

Run #	1	Front Tyre	Slick-Soft	Rear Tyre	Slick-Soft	
		New Tyre		New Tyre		
1	2'29.622	23.222	21.978	25.926	24.888	
2	1'33.644	21.358	21.166	26.263	24.857	305.8
3	1'31.917	21.142	21.051	25.287	24.437	302.1

Fastest Lap: Luca MARINI Mooney VR46 Racing ITA **1'31.268** 20.809 20.951 25.191 24.317

These data/results cannot be reproduced, stored and/or transmitted in whole or in part by any manner of electronic, mechanical, photocopying, recording, broadcasting or otherwise now known or herein after developed without the previous express consent by the copyright owner, except for reproduction in daily press and regular printed publications on sale to the public within 60 days of the event related to those data/results and always provided that copyright symbol appears together as follows below.
© DORNA, 2023



Qualifying Nr. 1

MotoGP

Lap	Lap Time	T1	T2	T3	T4	Speed	Lap	Lap Time	T1	T2	T3	T4	Speed
4	1'38.178 P	22.527	21.669	25.927	28.055	300.3	10th 32	Lorenzo SAVADORI CryptoDATA RNF MotoGP Team	APRILIA ITA				Runs=2 Total laps=8 Full laps=5 Valid laps=4
Run #	2	Front Tyre Slick-Soft		Rear Tyre Slick-Soft									
									4 Laps at start		New Tyre		
5	3'20.583	22.957	21.661	25.731	24.586		Run #	1	Front Tyre Slick-Soft		Rear Tyre Slick-Soft		
6	1'31.937	21.151	21.034	<u>25.246</u>	24.506	303.1							
7	1'31.965	21.028	21.127	25.376	<u>24.434</u>	304.9							
8	<u>1'31.810</u>	<u>21.026</u>	<u>21.014</u>	25.265	24.505	303.1							
7th	21	Franco MORBIDELLI		YAMAHA		ITA							
									Monster Energy Yamaha MotoGP				
									Runs=2 Total laps=8 Full laps=5 Valid laps=5				
Run #	1	Front Tyre Slick-Soft		Rear Tyre Slick-Soft									
									New Tyre		New Tyre		
1	2'08.725	24.594	22.593	28.546	25.423								
2	1'33.051	21.713	21.271	25.513	24.554	303.1							
3	1'31.933	21.168	21.060	25.275	<u>24.430</u>	305.8							
4	1'39.373 P	21.150	21.090			305.8							
Run #	2	Front Tyre Slick-Soft		Rear Tyre Slick-Soft									
									4 Laps at start		New Tyre		
5	4'17.227	23.224	21.853	25.979	25.186								
6	<u>1'31.886</u>	21.189	<u>21.006</u>	<u>25.258</u>	24.433	305.8							
7	1'32.595	21.173	21.038	25.448	24.936	<u>306.8</u>							
8	1'32.020	<u>21.100</u>	21.075	25.366	24.479	304.9							
8th	42	Alex RINS		HONDA		SPA							
									LCR Honda CASTROL				
									Runs=2 Total laps=8 Full laps=5 Valid laps=5				
Run #	1	Front Tyre Slick-Soft		Rear Tyre Slick-Soft									
									New Tyre		New Tyre		
1	2'40.419	23.879	22.249	26.096	24.918								
2	1'32.306	21.137	21.179	25.448	24.542	307.7							
3	1'32.083	21.055	21.058	<u>25.416</u>	24.554	307.7							
4	1'37.913 P	23.015*	22.006	26.637	<u>26.255</u>	309.6							
Run #	2	Front Tyre Slick-Soft		Rear Tyre Slick-Soft									
									4 Laps at start		New Tyre		
5	3'31.247	22.324	21.542	25.613	24.571								
6	1'33.322	21.010	21.834	26.074	<u>24.404</u>	308.7							
7	<u>1'31.959</u>	20.925	<u>20.995</u>	25.471	24.568	<u>310.6</u>							
8	1'54.795	<u>20.899</u>	41.192	27.205	25.499	308.7							
9th	9	Danilo PETRUCCI		DUCATI		ITA							
									Ducati Lenovo Team				
									Runs=2 Total laps=9 Full laps=6 Valid laps=6				
Run #	1	Front Tyre Slick-Soft		Rear Tyre Slick-Soft									
									New Tyre		New Tyre		
1	2'09.173	22.855	22.143	26.641	26.338								
2	1'33.518	21.499	21.439	25.843	24.737	310.6							
3	1'32.587	21.125	21.134	25.591	24.737	309.6							
4	1'32.588	21.126	21.208	25.506	24.748	310.6							
5	1'37.011 P	22.564*	21.635	25.915	<u>26.897</u>	309.6							
Run #	2	Front Tyre Slick-Soft		Rear Tyre Slick-Soft									
									5 Laps at start		New Tyre		
6	2'45.862	22.890	21.943	26.263	26.314								
7	1'32.179	21.138	21.103	25.434	<u>24.504</u>	<u>314.5</u>							
8	<u>1'32.092</u>	<u>21.053</u>	<u>20.970</u>	<u>25.405</u>	24.664	312.6							
9	1'32.250	21.104	21.131	25.427	24.588	309.6							

Fastest Lap: Luca MARINI Mooney VR46 Racing ITA **1'31.268** 20.809 20.951 25.191 24.317

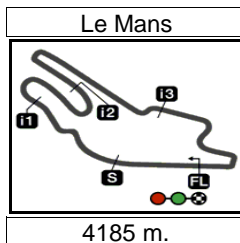
These data/results cannot be reproduced, stored and/or transmitted in whole or in part by any manner of electronic, mechanical, photocopying, recording, broadcasting or otherwise now known or herein after developed without the previous express consent by the copyright owner, except for reproduction in daily press and regular printed publications on sale to the public within 60 days of the event related to those data/results and always provided that copyright symbol appears together as follows below.
© DORNA, 2023

Official MotoGP Timing by **TISSOT**
www.motogp.com

Le Mans, Saturday, May 13, 2023

Page 2 of 2





Results and timing service provided by **TISSOT**

MotoGP™

SHARK GRAND PRIX DE FRANCE

After the Qualifying Nr. 1

Event Best Maximum Speed



Rider	Nation	Team	Motorcycle	Km/h	
1 Francesco BAGNAIA	ITA	Ducati Lenovo Team	DUCATI	320.6	Free Practice
72 Marco BEZZECCHI	ITA	Mooney VR46 Racing Team	DUCATI	318.5	Practice Nr. 2
89 Jorge MARTIN	SPA	Prima Pramac Racing	DUCATI	317.5	Practice Nr. 1
10 Luca MARINI	ITA	Mooney VR46 Racing Team	DUCATI	316.5	Practice Nr. 2
12 Maverick VIÑALES	SPA	Aprilia Racing	APRILIA	315.5	Practice Nr. 2
37 Augusto FERNANDEZ	SPA	GASGAS Factory Racing Tech3	KTM	314.5	Free Practice
9 Danilo PETRUCCI	ITA	Ducati Lenovo Team	DUCATI	314.5	Qualifying Nr. 1
33 Brad BINDER	RSA	Red Bull KTM Factory Racing	KTM	314.5	Practice Nr. 2
73 Alex MARQUEZ	SPA	Gresini Racing MotoGP	DUCATI	313.5	Free Practice
5 Johann ZARCO	FRA	Prima Pramac Racing	DUCATI	313.5	Practice Nr. 2
49 Fabio DI GIANNANTONIO	ITA	Gresini Racing MotoGP	DUCATI	313.5	Free Practice
43 Jack MILLER	AUS	Red Bull KTM Factory Racing	KTM	313.5	Practice Nr. 1
30 Takaaki NAKAGAMI	JPN	LCR Honda IDEMITSU	HONDA	313.5	Practice Nr. 1
20 Fabio QUARTARARO	FRA	Monster Energy Yamaha MotoGP	YAMAHA	312.6	Practice Nr. 1
32 Lorenzo SAVADORI	ITA	CryptoDATA RNF MotoGP Team	APRILIA	312.6	Qualifying Nr. 1
41 Aleix ESPARGARO	SPA	Aprilia Racing	APRILIA	312.6	Practice Nr. 2
94 Jonas FOLGER	GER	GASGAS Factory Racing Tech3	KTM	312.6	Practice Nr. 1
42 Alex RINS	SPA	LCR Honda CASTROL	HONDA	312.6	Practice Nr. 1
21 Franco MORBIDELLI	ITA	Monster Energy Yamaha MotoGP	YAMAHA	310.6	Practice Nr. 2
36 Joan MIR	SPA	Repsol Honda Team	HONDA	310.6	Free Practice
93 Marc MARQUEZ	SPA	Repsol Honda Team	HONDA	308.7	Practice Nr. 1
25 Raul FERNANDEZ	SPA	CryptoDATA RNF MotoGP Team	APRILIA	287.3	Practice Nr. 1

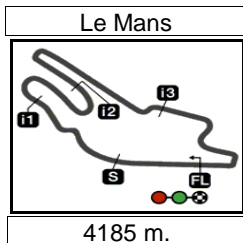
These data/results cannot be reproduced, stored and/or transmitted in whole or in part by any manner of electronic, mechanical, photocopying, recording, broadcasting or otherwise now known or herein after developed without the previous express consent by the copyright owner, except for reproduction in daily press and regular printed publications on sale to the public within 60 days of the event related to those data/results and always provided that copyright symbol appears together as follows below.

© DORNA, 2023

Official MotoGP Timing by **TISSOT**
www.motogp.com

Le Mans, Saturday, May 13, 2023





Results and timing service provided by **TISSOT**

SHARK GRAND PRIX DE FRANCE

Qualifying Nr. 1

Best Partial Times

MotoGP™

IT Ideal Lap Time, sum of the best partial times

BT Best Lap Time


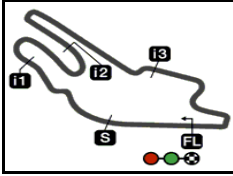
T1		T2		T3		T4				<i>IT</i>	<i>BT</i>	
<i>Pos</i>	<i>Rider</i>	<i>Time</i>	<i>Rider</i>	<i>Time</i>	<i>Rider</i>	<i>Time</i>	<i>Rider</i>	<i>Time</i>	<i>Pos</i>	<i>Rider</i>		
1	L.MARINI	20.809	F.QUARTARARO	20.879	A.FERNANDEZ	25.158	A.FERNANDEZ	24.177	1	F.QUARTARARAR	1'31.178	1'31.366 (3)
2	A.RINS	20.899	A.FERNANDEZ	20.903	F.QUARTARARO	25.161	F.QUARTARARO	24.214	2	L.MARINI	1'31.220	1'31.268 (1)
3	F.QUARTARARO	20.924	F.DI GIANNANTO	20.936	L.MARINI	25.181	L.MARINI	24.279	3	A.FERNANDEZ	1'31.222	1'31.343 (2)
4	F.DI GIANNANTO	20.968	L.MARINI	20.951	T.NAKAGAMI	25.241	T.NAKAGAMI	24.348	4	T.NAKAGAMI	1'31.545	1'31.545 (4)
5	A.FERNANDEZ	20.984	T.NAKAGAMI	20.953	J.MIR	25.246	F.DI GIANNANTO	24.393	5	F.DI GIANNAN	1'31.588	1'31.718 (5)
6	T.NAKAGAMI	21.003	D.PETRUCCI	20.970	F.MORBIDELLI	25.258	A.RINS	24.404	6	A.RINS	1'31.714	1'31.959 (8)
7	J.MIR	21.026	A.RINS	20.995	F.DI GIANNANTO	25.291	F.MORBIDELLI	24.430	7	J.MIR	1'31.720	1'31.810 (6)
8	D.PETRUCCI	21.053	F.MORBIDELLI	21.006	D.PETRUCCI	25.405	J.MIR	24.434	8	F.MORBIDELLI	1'31.794	1'31.886 (7)
9	F.MORBIDELLI	21.100	J.MIR	21.014	A.RINS	25.416	D.PETRUCCI	24.504	9	D.PETRUCCI	1'31.932	1'32.092 (9)
10	L.SAVADORI	21.154	L.SAVADORI	21.174	L.SAVADORI	25.537	L.SAVADORI	24.516	10	L.SAVADORI	1'32.381	1'32.410 (10)
11	J.FOLGER	21.447	J.FOLGER	21.323	J.FOLGER	25.671	J.FOLGER	24.873	11	J.FOLGER	1'33.314	1'33.605 (11)

These data/results cannot be reproduced, stored and/or transmitted in whole or in part by any manner of electronic, mechanical, photocopying, recording, broadcasting or otherwise now known or herein after developed without the previous express consent by the copyright owner, except for reproduction in daily press and regular printed publications on sale to the public within 60 days of the event related to those data/results and always provided that copyright symbol appears together as follows below.
© DORNA, 2023

Official MotoGP Timing by **TISSOT**
www.motogp.com




Le Mans

Results and timing service provided by **MotoGP™**

4185 m.

SHARK GRAND PRIX DE FRANCE**Qualifying Nr. 1****Fastest Laps Sequence**

<i>Practice Time</i>	 <i>Rider</i>	<i>Nation</i>	<i>Motorcycle</i>	<i>Time</i>	<i>Km/h</i>	<i>Rider's Lap</i>
3'17.629	10 Luca MARINI	ITA	DUCATI	1'33.637	160.8	2
3'41.776	21 Franco MORBIDELLI	ITA	YAMAHA	1'33.051	161.9	2
4'11.402	20 Fabio QUARTARARO	FRA	YAMAHA	1'31.897	163.9	2
5'42.768	20 Fabio QUARTARARO	FRA	YAMAHA	1'31.366	164.8	3
12'51.949	37 Augusto FERNANDEZ	SPA	KTM	1'31.343	164.9	7
15'32.984	10 Luca MARINI	ITA	DUCATI	1'31.268	165.0	9

These data/results cannot be reproduced, stored and/or transmitted in whole or in part by any manner of electronic, mechanical, photocopying, recording, broadcasting or otherwise now known or herein after developed without the previous express consent by the copyright owner, except for reproduction in daily press and regular printed publications on sale to the public within 60 days of the event related to those data/results and always provided that copyright symbol appears together as follows below.

© DORNA, 2023

Official MotoGP Timing by **TISSOT**
www.motogp.com

Le Mans, Saturday, May 13, 2023