

4185 m.

SHARK GRAND PRIX DE FRANCE

Practice Nr. 2

Classification

6



	Rider	Nation	Team	Motorcycle	Time	Lap	Total	Gap	Top Speed
1	43 Jack MILLER	AUS	Red Bull KTM Factory Racing	KTM	1'30.950	26	27		310.6
2	41 Aleix ESPARGARO	SPA	Aprilia Racing	APRILIA	1'31.069	21	23	0.119 0.119	312.6
3	72 Marco BEZZECCHI	ITA	Mooney VR46 Racing Team	DUCATI	1'31.150	21	27	0.200 0.081	318.5
4	89 Jorge MARTIN	SPA	Prima Pramac Racing	DUCATI	1'31.235	15	17	0.285 0.085	314.5
5	5 Johann ZARCO	FRA	Prima Pramac Racing	DUCATI	1'31.276	23	24	0.326 0.041	313.5
6	12 Maverick VIÑALES	SPA	Aprilia Racing	APRILIA	1'31.342	28	28	0.392 0.066	315.5
7	33 Brad BINDER	RSA	Red Bull KTM Factory Racing	KTM	1'31.352	19	22	0.402 0.010	314.5
8	93 Marc MARQUEZ	SPA	Repsol Honda Team	HONDA	1'31.432	24	26	0.482 0.080	307.7
9	1 Francesco BAGNAIA	ITA	Ducati Lenovo Team	DUCATI	1'31.467	23	23	0.517 0.035	315.5
10	73 Alex MARQUEZ	SPA	Gresini Racing MotoGP	DUCATI	1'31.508	19	21	0.558 0.041	311.6
11	10 Luca MARINI	ITA	Mooney VR46 Racing Team	DUCATI	1'31.511	26	27	0.561 0.003	316.5
12	20 Fabio QUARTARARO	FRA	Monster Energy Yamaha MotoGP	YAMAHA	1'31.650	25	29	0.700 0.139	310.6
13	42 Alex RINS	SPA	LCR Honda CASTROL	HONDA	1'31.942	25	27	0.992 0.292	311.6
14	37 Augusto FERNANDEZ	SPA	GASGAS Factory Racing Tech3	KTM	1'31.990	20	23	1.040 0.048	309.6
15	30 Takaaki NAKAGAMI	JPN	LCR Honda IDEMITSU	HONDA	1'31.998	25	27	1.048 0.008	308.7
16	21 Franco MORBIDELLI	ITA	Monster Energy Yamaha MotoGP	YAMAHA	1'32.143	16	18	1.193 0.145	310.6
17	49 Fabio DI GIANNANTONIO	ITA	Gresini Racing MotoGP	DUCATI	1'32.311	24	24	1.361 0.168	311.6
18	36 Joan MIR	SPA	Repsol Honda Team	HONDA	1'32.369	20	21	1.419 0.058	307.7
19	9 Danilo PETRUCCI	ITA	Ducati Lenovo Team	DUCATI	1'33.022	20	23	2.072 0.653	311.6
20	32 Lorenzo SAVADORI	ITA	CryptoDATA RNF MotoGP Team	APRILIA	1'33.489	3	18	2.539 0.467	306.8
21	94 Jonas FOLGER	GER	GASGAS Factory Racing Tech3	KTM	1'33.672	12	25	2.722 0.183	307.7

Practice condition: Dry

Air: 18°

Humidity: 55%

Ground: 33°

Fastest Lap:	Lap: 26	Jack MILLER	1'30.950	165.6 Km/h
Best Race Lap:	2022	Francesco BAGNAIA	1'31.778	164.1 Km/h
All Time Lap Record:	2022	Francesco BAGNAIA	1'30.450	166.5 Km/h

The results are provisional until the end of the limit for protest and appeals.

Time limit for protest expires 30' after publication of the results - Time:

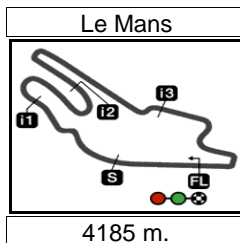
These data/results cannot be reproduced, stored and/or transmitted in whole or in part by any manner of electronic, mechanical, photocopying, recording, broadcasting or otherwise now known or herein after developed without the previous express consent by the copyright owner, except for reproduction in daily press and regular printed publications on sale to the public within 60 days of the event related to those data/results and always provided that copyright symbol appears together as follows below.

© DORNA, 2023

Official MotoGP Timing by TISSOT
www.motogp.com

Le Mans, Friday, May 12, 2023





Results and timing service provided by TISSOT

MotoGP™

SHARK GRAND PRIX DE FRANCE

Practice Nr. 2

Combined Practice Times

7

	Rider	Nation	Team	MOTORCYCLE	P1	P2	Gap
1	43 J.MILLER	AUS	Red Bull KTM Factory Racing	KTM	1'31.449 19	1'30.950 26	
2	41 A.ESPARGARO	SPA	Aprilia Racing	APRILIA	1'31.802 20	1'31.069 21	0.119 0.119
3	72 M.BEZZECCHI	ITA	Mooney VR46 Racing Team	DUCATI	1'31.872 19	1'31.150 21	0.200 0.081
4	89 J.MARTIN	SPA	Prima Pramac Racing	DUCATI	1'32.296 21	1'31.235 15	0.285 0.085
5	5 J.ZARCO	FRA	Prima Pramac Racing	DUCATI	1'31.764 19	1'31.276 23	0.326 0.041
6	12 M.VIÑALES	SPA	Aprilia Racing	APRILIA	1'31.890 20	1'31.342 28	0.392 0.066
7	33 B.BINDER	RSA	Red Bull KTM Factory Racing	KTM	1'31.667 18	1'31.352 19	0.402 0.010
8	93 M.MARQUEZ	SPA	Repsol Honda Team	HONDA	1'31.973 17	1'31.432 24	0.482 0.080
9	1 F.BAGNAIA	ITA	Ducati Lenovo Team	DUCATI	1'31.915 17	1'31.467 23	0.517 0.035
10	73 A.MARQUEZ	SPA	Gresini Racing MotoGP	DUCATI	1'31.787 21	1'31.508 19	0.558 0.041
11	10 L.MARINI	ITA	Mooney VR46 Racing Team	DUCATI	1'31.544 20	1'31.511 26	0.561 0.003
12	20 F.QUARTARARO	FRA	Monster Energy Yamaha MotoGP	YAMAHA	1'31.946 20	1'31.650 25	0.700 0.139
13	36 J.MIR	SPA	Repsol Honda Team	HONDA	1'31.800 20	1'32.369 20	0.850 0.150
14	42 A.RINS	SPA	LCR Honda CASTROL	HONDA	1'32.909 20	1'31.942 25	0.992 0.142
15	37 A.FERNANDEZ	SPA	GASGAS Factory Racing Tech3	KTM	1'32.174 20	1'31.990 20	1.040 0.048
16	30 T.NAKAGAMI	JPN	LCR Honda IDEMITSU	HONDA	1'32.265 18	1'31.998 25	1.048 0.008
17	21 F.MORBIDELLI	ITA	Monster Energy Yamaha MotoGP	YAMAHA	1'32.153 20	1'32.143 16	1.193 0.145
18	49 F.DI GIANNANTO	ITA	Gresini Racing MotoGP	DUCATI	1'32.710 13	1'32.311 24	1.361 0.168
19	9 D.PETRUCCI	ITA	Ducati Lenovo Team	DUCATI	1'33.168 18	1'33.022 20	2.072 0.711
20	32 L.SAVADORI	ITA	CryptoDATA RNF MotoGP Team	APRILIA	1'33.973 10	1'33.489 3	2.539 0.467
21	94 J.FOLGER	GER	GASGAS Factory Racing Tech3	KTM	1'34.766 14	1'33.672 12	2.722 0.183

Pole Position Record:	2022	Francesco BAGNAIA	1'30.450	166.5 Km/h
Best Race Lap:	2022	Francesco BAGNAIA	1'31.778	164.1 Km/h
All Time Lap Record:	2022	Francesco BAGNAIA	1'30.450	166.5 Km/h

The results are provisional until the end of the limit for protest and appeals.

Time limit for protest expires 60' after publication of the results - Time:

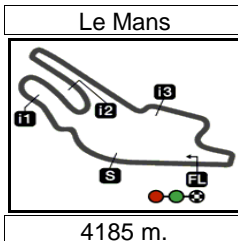
These data/results cannot be reproduced, stored and/or transmitted in whole or in part by any manner of electronic, mechanical, photocopying, recording, broadcasting or otherwise now known or herein after developed without the previous express consent by the copyright owner, except for reproduction in daily press and regular printed publications on sale to the public within 60 days of the event related to those data/results and always provided that copyright symbol appears together as follows below.

© DORNA, 2023

Official MotoGP Timing by TISSOT
www.motogp.com

Le Mans, Friday, May 12, 2023





4185 m.

SHARK GRAND PRIX DE FRANCE

Practice Nr. 2

Top Speed & Average

8



Rider	Nation	Motorcycle	Top 5 speeds					Average	Top
72 Marco BEZZECCHI	ITA	DUCATI	318.5	316.5	315.5	315.5	314.5	316.1	318.5
10 Luca MARINI	ITA	DUCATI	316.5	315.5	314.5	314.5	313.5	314.3	316.5
1 Francesco BAGNAIA	ITA	DUCATI	315.5	314.5	314.5	313.5	313.5	314.3	315.5
12 Maverick VIÑALES	SPA	APRILIA	315.5	312.6	311.6	310.6	310.6	311.7	315.5
33 Brad BINDER	RSA	KTM	314.5	310.6	309.6	309.6	309.6	310.4	314.5
89 Jorge MARTIN	SPA	DUCATI	314.5	314.5	314.5	313.5	312.6	313.7	314.5
5 Johann ZARCO	FRA	DUCATI	313.5	312.6	309.6	309.6	308.7	310.8	313.5
41 Aleix ESPARGARO	SPA	APRILIA	312.6	312.6	312.6	310.6	310.6	311.6	312.6
9 Danilo PETRUCCI	ITA	DUCATI	311.6	310.6	309.6	309.6	308.7	309.5	311.6
42 Alex RINS	SPA	HONDA	311.6	310.6	310.6	309.6	309.6	310.3	311.6
49 Fabio DI GIANNANTONIO	ITA	DUCATI	311.6	308.7	307.7	307.7	307.7	308.2	311.6
73 Alex MARQUEZ	SPA	DUCATI	311.6	311.6	310.6	310.6	310.6	311.0	311.6
20 Fabio QUARTARARO	FRA	YAMAHA	310.6	309.6	309.6	309.6	309.6	309.8	310.6
21 Franco MORBIDELLI	ITA	YAMAHA	310.6	309.6	309.6	307.7	307.7	309.0	310.6
43 Jack MILLER	AUS	KTM	310.6	310.6	310.6	309.6	309.6	309.9	310.6
37 Augusto FERNANDEZ	SPA	KTM	309.6	308.7	308.7	307.7	307.7	308.4	309.6
30 Takaaki NAKAGAMI	JPN	HONDA	308.7	306.8	306.8	306.8	306.8	307.1	308.7
36 Joan MIR	SPA	HONDA	307.7	306.8	306.8	306.8	305.8	306.6	307.7
93 Marc MARQUEZ	SPA	HONDA	307.7	307.7	306.8	306.8	306.8	307.2	307.7
94 Jonas FOLGER	GER	KTM	307.7	307.7	306.8	306.8	305.8	306.4	307.7
32 Lorenzo SAVADORI	ITA	APRILIA	306.8	305.8	305.8	305.8	305.8	306.0	306.8

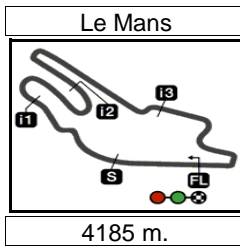
These data/results cannot be reproduced, stored and/or transmitted in whole or in part by any manner of electronic, mechanical, photocopying, recording, broadcasting or otherwise now known or herein after developed without the previous express consent by the copyright owner, except for reproduction in daily press and regular printed publications on sale to the public within 60 days of the event related to those data/results and always provided that copyright symbol appears together as follows below.

© DORNA, 2023

Official MotoGP Timing by TISSOT
www.motogp.com



Le Mans, Friday, May 12, 2023



Results and timing service provided by TISSOT

MotoGP™

SHARK GRAND PRIX DE FRANCE

Practice Nr. 2

Chronological Analysis of Performances

9

* Lap / Sector time cancelled

T1 Time from finish line to 1st intermediate

T3 Time from 2nd intermed. to 3rd intermed.

P Crossing the finish line in pit lane

T2 Time from 1st intermed. to 2nd intermed.

T4 Time from 3rd intermediate to finish line

**Tyre data subject to further updates

Lap	Lap Time	T1	T2	T3	T4	Speed	Lap	Lap Time	T1	T2	T3	T4	Speed
1st 43 Jack MILLER KTM AUS							2	1'34.209	21.734	21.593	25.927	24.955	306.8
Red Bull KTM Factory Racing							3	1'33.766 *	21.381	21.349	25.678*	25.358	307.7
Runs=4 Total laps=27 Full laps=20 Valid laps=18							unfinished 21.316 21.515 307.7						
Run #	1	Front Tyre	Slick-Medium	Rear Tyre	Slick-Soft		Run #	2	Front Tyre	Slick-Soft	Rear Tyre	Slick-Medium	
			New Tyre		4 Laps at start					3 Laps at start		New Tyre	
1	1'57.375	31.921	23.118	28.092	25.572		4	1'47.637	33.061	22.624	26.684	25.268	
2	1'35.217	21.649	21.541	25.939	26.088	305.8	5	1'34.148	21.640	21.543	25.767	25.198	302.1
3	1'32.838	21.371	21.302	25.551	24.614	309.6	6	1'33.213	21.399	21.370	25.607	24.837	303.1
4	1'32.535	21.252	21.201	25.475	24.607	304.9	7	1'32.849 *	21.182	21.224	25.566*	24.877*	304.0
5	1'35.340 *	21.162	21.313	25.811*	27.054*	309.6	8	1'32.814	21.132	21.173	25.736	24.773	304.9
6	1'32.579	21.229	21.225	25.525	24.600	309.6	9	1'32.300	21.054	21.289	25.364	24.593	306.8
7	1'32.596	21.284	21.281	25.379	24.652	308.7	10	1'47.816 P	28.491*	22.791	26.979	29.555	265.2
8	1'32.627	21.309	21.301	25.417	24.600	308.7	Run #	3	Front Tyre	Slick-Soft	Rear Tyre	Slick-Medium	
9	1'42.826 P	25.144	22.656	26.135	28.891	306.8			10 Laps at start		7 Laps at start		
Run #	2	Front Tyre	Slick-Medium	Rear Tyre	Slick-Soft		11	7'28.234 *	33.417	22.373	27.052*	26.092	
			9 Laps at start		13 Laps at start		12	1'33.832	21.777	21.360	25.571	25.124	307.7
10	6'20.474	32.515	21.962	26.035	25.722		13	1'39.020 P	23.518	21.633	25.810	28.059	307.7
11	1'33.690	21.517	21.582	25.597	24.994	307.7	Run #	4	Front Tyre	Slick-Soft	Rear Tyre	Slick-Soft	
12	1'32.678	21.251	21.338	25.390	24.699	307.7			New Tyre		New Tyre		
13	1'32.492	21.229	21.296	25.321	24.646	309.6	14	7'22.711	32.290	22.011	26.150	25.268	
14	1'32.768	21.237	21.282	25.519	24.730	309.6	15	1'32.616	21.154	21.297	25.488	24.677	310.6
15	1'32.193	21.099	21.281	25.257	24.556	309.6	16	1'31.912	20.895	21.067	25.419	24.531	310.6
16	1'33.135	21.173	21.611	25.611	24.740	307.7	17	1'31.759	20.858	21.153	25.274	24.474	312.6
17	1'32.771	21.285	21.338	25.401	24.747	309.6	18	1'37.623 P	22.370*	21.784	26.216	27.253	299.4
18	1'38.079 P	21.248	21.333	26.080	29.418	307.7	Run #	5	Front Tyre	Slick-Soft	Rear Tyre	Slick-Soft	
Run #	3	Front Tyre	Slick-Soft	Rear Tyre	Slick-Soft				5 Laps at start		New Tyre		
			New Tyre		New Tyre		19	4'07.121	31.070	21.556	25.982	30.238	
19	13'30.702	33.300	23.264	32.241	27.031		20	1'31.205	20.789	21.005	25.143	24.268	312.6
20	1'35.402	22.864	21.830	26.159	24.549	307.7	21	1'31.069	20.700	20.949	25.116	24.304	312.6
21	1'31.312	20.912	21.020	25.117	24.263	308.7	22	1'46.160 *	28.353*	23.307	27.167*	27.333	309.6
22	1'31.341	20.955	20.955	25.005	24.426	306.8	23	1'33.732	21.150	21.319	25.905	25.358	310.6
23	1'40.887 P	23.840*	23.281	26.808	26.958	268.0	3rd 72 Marco BEZZECCHI DUCATI ITA						
Run #	4	Front Tyre	Slick-Soft	Rear Tyre	Slick-Soft		Mooney VR46 Racing Team						
			5 Laps at start		New Tyre		Runs=4 Total laps=27 Full laps=20 Valid laps=16						
24	3'34.821	34.338	22.531	29.880	29.454		Run #	1	Front Tyre	Slick-Soft	Rear Tyre	Slick-Soft	
25	1'31.965	21.338	21.129	25.162	24.336	310.6			15 Laps at start		5 Laps at start		
26	1'30.950	20.862	20.851	24.964	24.273	310.6	1	2'03.007	32.742	23.095	27.136	25.219	
27	1'36.469 *	20.940	22.833	27.139*	25.557*	310.6	2	1'34.118	21.501	22.100	25.754	24.763	315.5
2nd 41 Aleix ESPARGARO APRILIA SPA							3	1'32.275	21.118	21.161	25.360	24.636	312.6
Aprilia Racing							4	1'47.019	21.001	35.323	25.543	25.152	314.5
Runs=5 Total laps=23 Full laps=14 Valid laps=14							5	1'32.477 *	21.173	21.181	25.228	24.895*	313.5
Run #	1	Front Tyre	Slick-Medium	Rear Tyre	Slick-Soft		6	1'32.266	21.063	21.118	25.342	24.743	313.5
			New Tyre		3 Laps at start		7	1'31.654	20.968	21.060	25.211	24.415	313.5
1	2'33.476	31.869	22.549	26.702	25.425		8	1'33.262 *	21.009	21.284*	26.171	24.798	312.6

Fastest Lap: Jack MILLER Red Bull KTM Factory AUS **1'30.950** 20.862 20.851 24.964 24.273

These data/results cannot be reproduced, stored and/or transmitted in whole or in part by any manner of electronic, mechanical, photocopying, recording, broadcasting or otherwise now known or herein after developed without the previous express consent by the copyright owner, except for reproduction in daily press and regular printed publications on sale to the public within 60 days of the event related to those data/results and always provided that copyright symbol appears together as follows below.



Practice Nr. 2

MotoGP

Lap	Lap Time	T1	T2	T3	T4	Speed
9	1'38.780	P 22.991*	22.000	26.437	27.352	306.8
Run # 2	Front Tyre	Slick-Soft		Rear Tyre	Slick-Soft	
		24 Laps at start		14 Laps at start		
10	9'03.567	33.765	22.716	27.444	25.320	
11	1'32.907	21.427	21.432	25.428	24.620	313.5
12	1'32.240	21.095	21.224	25.409	24.512	312.6
13	1'32.233	21.155	21.262	25.342	24.474	315.5
14	1'32.041	20.939	21.211	25.359	24.532	316.5
15	1'32.228	20.975	21.227	25.427	24.599	318.5
16	1'36.285	* 21.409	21.442	26.235*	27.199	297.6
17	1'34.703	* 21.077	21.360	26.006*	26.260	313.5
18	1'40.430	P 22.900*	22.857	26.443	28.230	305.8
Run # 3	Front Tyre	Slick-Soft		Rear Tyre	Slick-Soft	
		5 Laps at start		New Tyre		
19	10'39.959	32.737	22.560	26.240	25.043	
20	1'32.410	21.054	21.128	25.387	24.841	312.6
21	1'31.150	20.933	21.055	24.991	24.171	310.6
22	1'35.497	20.931	22.416	27.090	25.060	311.6
23	1'39.285	P 23.631*	22.730	25.800	27.124	305.8
Run # 4	Front Tyre	Slick-Soft		Rear Tyre	Slick-Soft	
		10 Laps at start		New Tyre		
24	3'00.877	31.949	21.744	25.956	25.017	
25	1'38.736	21.108	20.996	25.265	31.367	313.5
26	1'31.810	21.242	21.045	25.080	24.443	311.6
27	1'31.191	20.873	20.937	25.050	24.331	312.6

4th		89	Jorge MARTIN	DUCATI	SPA	
		Prima Pramac Racing				
		Runs=4	Total laps=17	Full laps=12	Valid laps=13	
Run # 1	Front Tyre	Slick-Medium		Rear Tyre	Slick-Soft	
		New Tyre		4 Laps at start		
1	2'25.657	32.228	22.626	26.309	24.916	
2	1'33.633	21.714	21.395	25.905	24.619	304.9
3	1'32.276	21.282	21.070	25.381	24.543	309.6
4	1'33.590	21.237	21.353	26.468	24.532	312.6
5	1'32.406	* 21.258	21.134	25.422	24.592*	308.7
6	1'35.266	21.319	21.070	25.432	27.445	304.9
7	1'32.208	21.218	21.085	25.340	24.565	312.6
8	1'38.787	P 21.405*	23.217*	26.883*	27.282	311.6
Run # 2	Front Tyre	Slick-Soft		Rear Tyre	Slick-Soft	
		17 Laps at start		12 Laps at start		
unfinished		32.209	21.973			
Run # 3	Front Tyre	Slick-Soft		Rear Tyre	Slick-Soft	
		4 Laps at start		New Tyre		
9	1'44.725	31.663	22.271	26.031	24.760	
10	1'32.330	21.234	21.039	25.255	24.802	308.7
11	1'31.597	21.035	20.967	25.151	24.444	308.7
12	1'35.642	P 21.152	21.158	25.519	27.813	308.7
Run # 4	Front Tyre	Slick-Soft		Rear Tyre	Slick-Soft	
		8 Laps at start		New Tyre		
13	7'33.087	29.825	21.662	25.579	24.481	
14	1'31.571	21.057	20.905	25.162	24.447	314.5
15	1'31.235	20.861	20.882	25.076	24.416	314.5
16	1'34.339	20.951	23.097	25.522	24.769	314.5
17	1'31.827	21.075	21.085	25.179	24.488	313.5

5th		5	Johann ZARCO	DUCATI	FRA	
		Prima Pramac Racing				
		Runs=5	Total laps=24	Full laps=15	Valid laps=11	
Run # 1	Front Tyre	Slick-Soft		Rear Tyre	Slick-Soft	
		16 Laps at start		3 Laps at start		
1	2'47.369	32.219	23.054	26.885	25.572	
2	1'34.095	21.861	21.437	25.831	24.966	303.1
3	1'33.316	21.396	21.316	25.736	24.868	304.9
4	1'33.047	* 21.266	21.205	25.687*	24.889*	305.8
5	1'32.591	* 21.130	21.107	25.572	24.782*	306.8
6	1'39.091	P 21.201	21.271	26.669	29.950	306.8
Run # 2	Front Tyre	Slick-Soft		Rear Tyre	Slick-Soft	
		22 Laps at start		9 Laps at start		
7	8'07.066	33.817	22.545	26.608	25.862	
8	1'33.708	21.641	21.455	25.676	24.936	304.0
9	1'32.773	21.240	21.202	25.561	24.770	304.9
10	1'34.210	21.182	21.415	25.773	25.840	307.7
11	1'41.279	P 22.491	23.670	26.487	28.631	309.6
Run # 3	Front Tyre	Slick-Soft		Rear Tyre	Slick-Soft	
		27 Laps at start		14 Laps at start		
12	7'12.114	32.884	22.777	28.335	25.405	
13	1'33.363	21.255	21.377	25.846	24.885	307.7
14	1'32.971	21.209	21.174	25.727	24.861	306.8
15	1'42.466	P 21.296	21.273			307.7
Run # 4	Front Tyre	Slick-Soft		Rear Tyre	Slick-Soft	
		3 Laps at start		New Tyre		
16	8'52.341	32.450	22.743	26.097	24.938	
17	1'32.502	21.189	21.158	25.465	24.690	308.7
18	1'31.868	21.025	20.960	25.299	24.584	306.8
19	1'44.101	P 27.972*	22.538	26.108	27.483	305.8
Run # 5	Front Tyre	Slick-Soft		Rear Tyre	Slick-Soft	
		7 Laps at start		New Tyre		
20	4'21.556	31.410	21.555	25.811	24.528	
21	1'31.630	20.939	20.820	25.267	24.604	309.6
22	1'37.486	* 25.192*	21.798	25.473*	25.023	307.7
23	1'31.276	20.794	20.801	25.101	24.580	312.6
24	1'41.934	* 25.607*	23.074	27.479*	25.774*	313.5

6th		12	Maverick VIÑALES	APRILIA	SPA	
		Aprilia Racing				
		Runs=5	Total laps=28	Full laps=19	Valid laps=16	
Run # 1	Front Tyre	Slick-Soft		Rear Tyre	Slick-Soft	
		4 Laps at start		4 Laps at start		
1	1'55.336	32.581	23.197	26.863	25.901	
2	1'35.579	* 21.661	21.893	26.131*	25.894	306.8
3	1'33.673	21.460	21.531	25.810	24.872	306.8
4	1'32.919	21.232	21.369	25.578	24.740	306.8
5	1'34.606	* 20.999	21.246	27.240*	25.121*	307.7
6	1'32.478	21.037	21.219	25.526	24.696	307.7
7	1'39.275	P 21.178	23.923	26.071	28.103	309.6
Run # 2	Front Tyre	Slick-Soft		Rear Tyre	Slick-Soft	
		11 Laps at start		11 Laps at start		
8	5'44.800	33.218	22.610	26.435	25.222	
9	1'34.515	21.570	21.672	26.171	25.102	305.8
10	1'33.235	21.273	21.390	25.699	24.873	304.9

Fastest Lap: Jack MILLER Red Bull KTM Factory AUS **1'30.950** 20.862 20.851 24.964 24.273

These data/results cannot be reproduced, stored and/or transmitted in whole or in part by any manner of electronic, mechanical, photocopying, recording, broadcasting or otherwise now known or herein after developed without the previous express consent by the copyright owner, except for reproduction in daily press and regular printed publications on sale to the public within 60 days of the event related to those data/results and always provided that copyright symbol appears together as follows below.
© DORNA, 2023



Practice Nr. 2

MotoGP

Lap	Lap Time	T1	T2	T3	T4	Speed	Lap	Lap Time	T1	T2	T3	T4	Speed						
11	1'32.609	21.137	21.280	25.438	24.754	307.7	Run # 4	Front Tyre Slick-Medium	Rear Tyre Slick-Soft										
12	1'34.017	21.031	22.194	25.966	24.826	307.7				5 Laps at start	New Tyre								
13	1'35.407	P 21.153	21.282	25.400	27.572	306.8	21	9'04.869	34.357	26.535	27.250	25.965							
Run # 3	Front Tyre Slick-Soft	Rear Tyre Slick-Medium					22	2'47.088	P 1'10.213	27.487				309.6					
			17 Laps at start	New Tyre															
14	5'47.024	32.717	22.210	26.219	25.276		8th	93	Marc MARQUEZ	HONDA	SPA								
15	1'33.102	21.238	21.320	25.865	24.679	308.7			Repsol Honda Team										
16	1'32.067	20.947	21.181	25.350	24.589	310.6			Runs=5 Total laps=26 Full laps=17 Valid laps=12										
17	1'33.043	20.853	21.227	25.369	25.594	315.5	Run # 1	Front Tyre Slick-Medium	Rear Tyre Slick-Soft										
18	1'32.118	21.065	21.188	25.193	24.672	309.6				New Tyre	5 Laps at start								
19	1'35.169	P 21.086	21.226	25.277	27.580	306.8	1	2'22.487	33.065	23.503	27.369	25.769							
Run # 4	Front Tyre Slick-Soft	Rear Tyre Slick-Soft					2	1'35.063	22.256	21.807	25.954	25.046	301.2						
			New Tyre	New Tyre			3	1'33.538	21.585	21.461	25.721	24.771	303.1						
20	6'34.058	32.172	22.105	26.108	24.733		4	1'34.628	* 21.215	21.520	27.195	24.698	307.7						
21	1'31.621	20.821	21.155	25.125	24.520	310.6	5	1'33.418	* 21.341	21.407	25.559	25.111	303.1						
22	1'32.364	20.837	21.008	25.204	25.315	310.6	6	1'32.925	21.320	21.403	25.460	24.742	302.1						
23	1'31.554	20.855	21.126	25.102	24.471	312.6	7	1'42.426	P 23.364*	23.856	27.269	27.937	305.8						
24	1'38.437	P 22.606	22.107	26.103	27.621	307.7	Run # 2	Front Tyre Slick-Medium	Rear Tyre Slick-Soft										
Run # 5	Front Tyre Slick-Soft	Rear Tyre Slick-Soft								7 Laps at start	12 Laps at start								
			5 Laps at start	New Tyre			8	6'10.859	34.059	23.118	27.254	25.758							
25	4'35.479	31.681	21.849	25.522	24.586		9	1'36.347	22.255	22.135	26.341	25.616	297.6						
26	1'31.506	20.818	21.062	25.229	24.397	310.6	10	1'35.204	* 21.480	21.575	26.629*	25.520*	300.3						
27	1'32.886	* 21.426*	21.500	25.537	24.423	309.6	11	1'35.339	21.475	21.435	27.176	25.253	301.2						
28	1'31.342	20.786	21.000	25.079	24.477	311.6	12	1'33.383	21.425	21.445	25.647	24.866	304.0						
Run # 3	Front Tyre Slick-Soft	Rear Tyre Slick-Soft					13	1'38.734	P 21.376	22.705	26.589	28.064	305.8						
			11 Laps at start	18 Laps at start			Run # 3	Front Tyre Slick-Soft	Rear Tyre Slick-Soft										
14	5'25.112	33.589	22.578	27.480	26.670					4 Laps at start	New Tyre								
15	1'35.955	* 21.727	21.821	26.345*	26.062	304.9	19	7'56.968	32.595	22.457	26.536	25.419							
16	1'35.281	21.266	21.425	27.207	25.383	304.9	20	1'34.569	21.558	21.524	26.541	24.946	302.1						
17	1'32.547	21.181	21.338	25.413	24.615	304.0	21	1'45.294	21.181	25.973	25.705	32.435	306.8						
18	1'40.024	P 23.062*	22.754	26.286	27.922	307.7	22	1'40.898	P 21.014	21.174				304.9					
Run # 4	Front Tyre Slick-Soft	Rear Tyre Slick-Soft					Run # 5	Front Tyre Slick-Soft	Rear Tyre Slick-Soft										
			New Tyre	New Tyre						4 Laps at start	New Tyre								
19	7'56.968	32.595	22.457	26.536	25.419		23	3'49.636	28.077	21.708	25.513	24.593							
20	1'34.569	21.558	21.524	26.541	24.946	302.1	24	1'31.432	20.975	20.949	25.183	24.325	306.8						
21	1'45.294	21.181	25.973	25.705	32.435	306.8	25	1'35.734	20.924	22.662	27.809	24.339	305.8						
22	1'40.898	P 21.014	21.174				26	1'37.180	* 24.347*	22.184	25.964	24.685	305.8						
Run # 5	Front Tyre Slick-Soft	Rear Tyre Slick-Soft								unfinished	20.931	21.046	306.8						
			12 Laps at start	12 Laps at start															
9	8'39.790	34.002	25.696	36.150	25.547		9th	1	Francesco BAGNAIA	DUCATI	ITA								
10	1'35.740	* 21.437	21.438	26.320*	26.545	307.7			Ducati Lenovo Team										
11	1'32.736	21.279	21.291	25.454	24.712	309.6			Runs=6 Total laps=23 Full laps=12 Valid laps=10										
12	1'38.214	* 21.118	21.272				306.8	Run # 1	Front Tyre Slick-Medium	Rear Tyre Slick-Soft									
13	1'32.703	* 21.252	21.453	25.409	24.589	303.1				New Tyre	3 Laps at start								
14	1'32.102	21.064	21.340	25.167	24.531	309.6	1	2'26.881	32.325	22.670	26.571	25.517							
15	1'45.158	P 21.225	26.366	27.804	29.763	309.6	2	1'33.809	21.637	21.400	25.792	24.980	313.5						
Run # 3	Front Tyre Slick-Medium	Rear Tyre Slick-Soft					3	1'35.546	P 21.311	21.248	25.771	27.216	313.5						
			New Tyre	New Tyre															
16	9'46.122	33.695	22.303	27.305	25.447														
17	1'32.601	21.300	21.321	25.357	24.623	306.8													
18	1'34.739	21.018	21.070	27.884	24.767	305.8													
19	1'31.352	20.799	21.101	25.116	24.336	306.8													
20	1'46.149	P 26.736*	22.429	26.662	30.322	308.7													

Fastest Lap: Jack MILLER Red Bull KTM Factory AUS **1'30.950** 20.862 20.851 24.964 24.273

These data/results cannot be reproduced, stored and/or transmitted in whole or in part by any manner of electronic, mechanical, photocopying, recording, broadcasting or otherwise now known or herein after developed without the previous express consent by the copyright owner, except for reproduction in daily press and regular printed publications on sale to the public within 60 days of the event related to those data/results and always provided that copyright symbol appears together as follows below.
© DORNA, 2023



Practice Nr. 2

MotoGP

Lap	Lap Time	T1	T2	T3	T4	Speed	Lap	Lap Time	T1	T2	T3	T4	Speed	
Run # 2	Front Tyre Slick-Medium	Slick-Medium		Rear Tyre Slick-Medium	New Tyre		15	1'33.037	21.271	21.356	25.610	24.800	308.7	
3 Laps at start							16	1'34.029 P	21.207	21.151	25.196	26.475	303.1	
4	5'21.153 *	33.704	22.417	26.536*	25.191*		Run # 4	Front Tyre Slick-Soft	Rear Tyre Slick-Soft		New Tyre			
5	1'32.887 *	21.352	21.276*	25.700	24.559	311.6	7 Laps at start							
6	1'32.740	21.216	21.174	25.665	24.685	312.6	17	5'05.885	34.071	23.201	26.200	25.252		
7	1'37.232 P	21.366	21.633	26.798	27.435	310.6	18	1'32.351	21.131	21.315	25.358	24.547	309.6	
Run # 3	Front Tyre Slick-Soft	Slick-Soft		Rear Tyre Slick-Medium	New Tyre		19	1'31.508	20.946	21.031	25.130	24.401	309.6	
14 Laps at start							20	1'34.917	22.877	21.741	25.601	24.698	310.6	
8	6'29.750	32.854	22.470	26.078	25.239		21	1'36.128 *	20.997	21.272	26.148*	27.711*	309.6	
9	1'34.240	21.629	21.736	25.544	25.331	307.7	11th 10 Luca MARINI						DUCATI	ITA
10	1'33.126	21.420	21.210	25.534	24.962	311.6	Mooney VR46 Racing Team							
11	1'32.852	21.354	21.242	25.494	24.762	312.6	Runs=5 Total laps=27 Full laps=18 Valid laps=15							
12	1'33.087	21.254	21.437	25.630	24.766	314.5	Run # 1	Front Tyre Slick-Soft	Rear Tyre Slick-Soft					
13	1'47.209 P	23.789*	21.832			312.6	16 Laps at start						4 Laps at start	
Run # 4	Front Tyre Slick-Soft	Slick-Soft		Rear Tyre Slick-Medium	New Tyre		1	1'56.538	32.370	23.171	26.977	25.590		
20 Laps at start							2	1'35.361	21.663	21.779	26.028	25.891	310.6	
14	5'36.091	32.945	22.439	26.136	25.115		3	1'33.841	21.500	21.590	26.099	24.652	308.7	
15	1'34.637	21.964	21.608	25.577	25.488	303.1	4	1'32.940	21.278	21.313	25.654	24.695	313.5	
16	1'41.335 P	21.466	25.236	27.316	27.317	305.8	5	1'34.849 *	21.125	21.315	25.994*	26.415*	314.5	
Run # 5	Front Tyre Slick-Soft	Slick-Soft		Rear Tyre Slick-Soft	New Tyre		6	1'32.704	21.196	21.285	25.604	24.619	316.5	
3 Laps at start							7	1'32.645	21.080	21.452	25.456	24.657	314.5	
17	8'22.032	32.839	22.861	26.993	25.039		8	1'32.463	21.160	21.310	25.380	24.613	315.5	
18	1'47.007 P	21.201	25.968	25.724	34.114	311.6	9	1'42.207 P	23.914*	22.629	26.426	29.238	311.6	
Run # 6	Front Tyre Slick-Soft	Slick-Soft		Rear Tyre Slick-Soft	New Tyre		Run # 2	Front Tyre Slick-Medium	Rear Tyre Slick-Soft					
5 Laps at start							New Tyre						13 Laps at start	
19	5'27.186	30.772	22.240	25.648	24.781		10	8'34.839	32.280	22.717	26.618	25.564		
20	1'31.713	21.091	21.050	25.206	24.366	312.6	11	1'34.464	21.954	21.720	25.725	25.065	310.6	
21	1'31.514	20.986	20.931	25.283	24.314	311.6	12	1'33.471	21.375	21.482	25.735	24.879	310.6	
22	1'37.651 *	24.929*	21.983	26.123	24.616	314.5	13	1'33.300	21.300	21.481	25.629	24.890	311.6	
23	1'31.467	20.948	20.905	25.224	24.390	315.5	14	1'44.562 P	23.700	22.032			313.5	
10th 73 Alex MARQUEZ	DUCATI		SPA					Run # 3	Front Tyre Slick-Soft	Rear Tyre Slick-Soft				
Gresini Racing MotoGP							25 Laps at start						18 Laps at start	
Runs=4 Total laps=21 Full laps=14 Valid laps=15							15	6'35.421	31.770	22.644	26.700	25.496		
Run # 1	Front Tyre Slick-Medium	Slick-Medium		Rear Tyre Slick-Soft	New Tyre		16	1'34.883	21.976	21.932	25.764	25.211	308.7	
4 Laps at start							17	1'35.462 *	21.373	21.531*	26.401*	26.157	309.6	
1	2'02.668	32.126	23.063	26.928	25.773		18	1'37.768 P	21.460	21.461	25.867	28.980	309.6	
2	1'35.409	21.679	22.622	25.887	25.221	303.1	Run # 4	Front Tyre Slick-Soft	Rear Tyre Slick-Soft					
3	1'32.829	21.288	21.340	25.528	24.673	309.6	4 Laps at start						New Tyre	
4	1'32.377	21.072	21.238	25.502	24.565	310.6	19	6'41.749	31.759	22.315	26.204	25.302		
5	1'34.474 *	21.022	21.183	26.686*	25.583*	310.6	20	1'33.500	21.380	21.469	25.708	24.943	309.6	
6	1'32.757	21.178	21.283	25.604	24.692	307.7	21	1'32.290	21.061	21.165	25.508	24.556	312.6	
7	1'32.658	21.167	21.153	25.694	24.644	309.6	22	1'38.505 P	21.058	21.183	28.792	27.472	310.6	
unfinished	21.083					311.6	Run # 5	Front Tyre Slick-Soft	Rear Tyre Slick-Soft					
Run # 2	Front Tyre Slick-Soft	Slick-Soft		Rear Tyre Slick-Medium	New Tyre		8 Laps at start						New Tyre	
17 Laps at start							23	2'50.056	34.181	21.838	25.533	24.754		
8	1'50.018	33.850	23.483	27.046	25.639		24	1'31.899	21.031	21.081	25.318	24.469	313.5	
9	1'34.856	21.726	21.968	25.640	25.522	305.8	25	1'31.553	20.932	21.002	25.105	24.514	312.6	
10	1'33.253	21.431	21.548	25.432	24.842	306.8	26	1'31.511	21.000	20.952	25.185	24.374	313.5	
11	1'32.522	21.202	21.281	25.335	24.704	306.8	27	1'51.701 *	21.175	29.090	33.601*	27.835*	313.5	
12	1'32.301	21.151	21.261	25.309	24.580	309.6								
13	1'36.597 P	21.106	21.620	25.679	28.192	311.6								
Run # 3	Front Tyre Slick-Soft	Slick-Soft		Rear Tyre Slick-Soft	New Tyre									
4 Laps at start														
14	12'51.378	31.948	22.298	26.418	26.525									

Fastest Lap: Jack MILLER Red Bull KTM Factory AUS **1'30.950** 20.862 20.851 24.964 24.273

These data/results cannot be reproduced, stored and/or transmitted in whole or in part by any manner of electronic, mechanical, photocopying, recording, broadcasting or otherwise now known or herein after developed without the previous express consent by the copyright owner, except for reproduction in daily press and regular printed publications on sale to the public within 60 days of the event related to those data/results and always provided that copyright symbol appears together as follows below.
© DORNA, 2023



Practice Nr. 2

MotoGP

Lap	Lap Time	T1	T2	T3	T4	Speed	Lap	Lap Time	T1	T2	T3	T4	Speed	
12th	20	Fabio QUARTARARO				YAMAHA	FRA	9	8'27.730	34.430	22.745	26.354	25.380	
		Monster Energy Yamaha MotoGP						10	1'33.423	21.442	21.464	25.660	24.857	304.9
		Runs=4 Total laps=29 Full laps=22 Valid laps=16						11	1'32.769	21.223	21.268	25.470	24.808	306.8
Run #	1	Front Tyre	Slick-Medium	Rear Tyre	Slick-Soft		12	1'32.919	21.239	21.419	25.442	24.819	305.8	
		New Tyre		5 Laps at start			13	1'38.785	21.223	21.397	30.971	25.194	306.8	
1	2'56.957	32.904	23.007	26.809	25.364		14	1'32.692	21.165	21.315	25.476	24.736	307.7	
2	1'34.719	21.872	21.561	25.890	25.396	294.1	15	1'33.129	21.170	21.540	25.594	24.825	307.7	
3	1'32.957	21.437	21.350	25.443	24.727	305.8	16	1'45.156 P	25.718*	23.601	27.298	28.539	306.8	
4	1'32.747 *	21.179	21.270	25.662*	24.636*	304.9	Run #	3	Front Tyre	Slick-Soft	Rear Tyre	Slick-Soft		
5	1'32.758	21.267	21.177	25.640	24.674	305.8			New Tyre		New Tyre			
6	1'33.518 *	21.163	21.267	25.696*	25.392*	304.9	17	7'04.304	33.241	22.561	26.633	25.390		
7	1'32.519 *	21.182	21.229*	25.612	24.496	307.7	18	1'34.254	21.483	21.903	25.959	24.909	306.8	
8	1'38.208 P	22.795*	22.360	26.333	26.720	307.7	19	1'33.503	21.097	21.620	25.914	24.872	305.8	
Run #	2	Front Tyre	Slick-Soft	Rear Tyre	Slick-Soft		20	1'32.289	21.076	21.257	25.294	24.662	304.0	
		20 Laps at start			13 Laps at start		21	1'40.625 P	22.817*	23.030	26.862	27.916	298.5	
9	6'47.396	33.230	22.389	26.472	25.121		Run #	4	Front Tyre	Slick-Soft	Rear Tyre	Slick-Soft		
10	1'32.830	21.456	21.319	25.422	24.633	304.0			5 Laps at start		New Tyre			
11	1'32.394	21.204	21.163	25.417	24.610	305.8	22	6'03.901	32.798	23.827	26.329	24.724		
12	1'32.437	21.119	21.203	25.579	24.536	307.7	23	1'32.109	21.092	21.110	25.271	24.636	308.7	
13	1'32.988 *	21.149	21.191	25.675	24.973*	309.6	24	1'33.695	20.947	22.443	25.649	24.656	306.8	
14	1'32.720	21.198	21.329	25.636	24.557	309.6	25	1'31.942	20.970	21.045	25.321	24.606	310.6	
15	1'32.308	21.132	21.170	25.551	24.455	310.6	26	1'35.523 *	23.905*	21.642	25.389	24.587	308.7	
16	1'32.386	21.077	21.264	25.471	24.574	307.7	27	1'31.993	20.954	21.125	25.347	24.567	307.7	
17	1'35.765 P	21.858	21.378	26.201	26.328	298.5								
Run #	3	Front Tyre	Slick-Soft	Rear Tyre	Slick-Soft		14th	37	Augusto FERNANDEZ				KTM	SPA
		New Tyre		New Tyre					GASGAS Factory Racing Tech3					
18	7'21.647	32.664	22.318	26.330	24.704				Runs=4 Total laps=23 Full laps=16 Valid laps=16					
19	1'36.852 *	21.216	24.053	25.655	25.928*	306.8	Run #	1	Front Tyre	Slick-Medium	Rear Tyre	Slick-Soft		
20	1'38.791	21.203	27.474	25.589	24.525	306.8			New Tyre		3 Laps at start			
21	1'31.675	20.981	21.019	25.265	24.410	309.6	1	2'07.974	32.777	23.151	27.182	25.372		
22	1'36.159 P	21.928*	21.544	26.434	26.253	309.6	2	1'34.351	21.632	21.661	26.153	24.905	302.1	
Run #	4	Front Tyre	Slick-Soft	Rear Tyre	Slick-Soft		3	1'33.489	21.366	21.280	25.941	24.902	302.1	
		5 Laps at start			New Tyre		4	1'32.973	21.205	21.227	25.904	24.637	303.1	
23	4'09.432	32.461	21.731	25.647	24.695		5	1'32.646	21.151	21.275	25.557	24.663	304.9	
24	1'33.245	21.071	21.023	26.376	24.775	304.9	6	1'32.663	21.108	21.177	25.701	24.677	304.0	
25	1'31.650	21.010	20.987	25.287	24.366	306.8	7	1'35.934 *	22.966*	22.170	25.993	24.805	306.8	
26	1'34.412	20.915	23.143	25.799	24.555	306.8			unfinished					
27	1'31.694	21.027	21.038	25.359	24.270	304.0	Run #	2	Front Tyre	Slick-Soft	Rear Tyre	Slick-Medium		
28	1'35.152 *	23.645*	21.555	25.489	24.463	308.7			3 Laps at start		17 Laps at start			
29	1'31.820	21.050	21.087	25.348	24.335	304.9	8	1'51.226 *	34.627*	23.142	27.971	25.486		
							9	1'33.989	21.629	21.550	25.771	25.039	304.9	
13th	42	Alex RINS				HONDA	SPA	10	1'33.346	21.417	21.388	25.838	24.703	306.8
		LCR Honda CASTROL						11	1'33.127	21.290	21.378	25.635	24.824	305.8
		Runs=4 Total laps=27 Full laps=20 Valid laps=18						12	1'35.792 P	21.453	21.322	25.669	27.348	304.9
Run #	1	Front Tyre	Slick-Medium	Rear Tyre	Slick-Soft		Run #	3	Front Tyre	Slick-Medium	Rear Tyre	Slick-Soft		
		New Tyre		New Tyre					New Tyre		New Tyre			
1	2'29.774	32.872	22.763	26.736	25.630		13	6'34.422	32.615	22.472	26.474	25.021		
2	1'33.236	21.356	21.446	25.680	24.754	308.7	14	1'33.210	21.345	21.253	25.623	24.989	302.1	
3	1'32.598	21.143	21.208	25.552	24.695	307.7	15	1'32.365	21.172	21.085	25.469	24.639	305.8	
4	1'33.007	21.128	21.345	25.715	24.819	309.6	16	1'32.135	21.043	21.099	25.478	24.515	305.8	
5	1'32.354 *	20.986	21.257	25.425	24.686*	309.6	17	1'38.151 P	22.533	22.130	26.547	26.941	297.6	
6	1'32.998	21.473	21.282	25.510	24.733	310.6	Run #	4	Front Tyre	Slick-Medium	Rear Tyre	Slick-Soft		
7	1'32.252	21.042	21.130	25.519	24.561	309.6			5 Laps at start		New Tyre			
8	1'42.446 P	24.087*	23.191*	27.137	28.031	311.6	18	10'27.017	36.099	22.801	26.726	29.631		
Run #	2	Front Tyre	Slick-Medium	Rear Tyre	Slick-Soft		19	1'33.145	21.432	21.238	25.693	24.782	307.7	
		8 Laps at start			8 Laps at start									

Fastest Lap: Jack MILLER Red Bull KTM Factory AUS **1'30.950** 20.862 20.851 24.964 24.273

These data/results cannot be reproduced, stored and/or transmitted in whole or in part by any manner of electronic, mechanical, photocopying, recording, broadcasting or otherwise now known or herein after developed without the previous express consent by the copyright owner, except for reproduction in daily press and regular printed publications on sale to the public within 60 days of the event related to those data/results and always provided that copyright symbol appears together as follows below.
© DORNA, 2023

Official MotoGP Timing by TISSOT
www.motogp.com

Le Mans, Friday, May 12, 2023

Page 5 of 8



Practice Nr. 2

MotoGP

Lap	Lap Time	T1	T2	T3	T4	Speed	Lap	Lap Time	T1	T2	T3	T4	Speed
20	1'31.990	21.024	21.054	25.399	24.513	307.7	5	1'47.040	32.743	22.652	26.470	25.175	
21	1'32.659	21.094	21.123	25.548	24.894	308.7	6	1'34.234	21.758	21.615	26.055	24.806	306.8
22	1'35.303 *	23.052*	21.791	25.727	24.733	308.7	7	1'33.388	21.428	21.445	25.757	24.758	309.6
23	1'32.428	21.042	21.132	25.610	24.644	309.6	8	1'33.335	21.413	21.353	25.760	24.809	310.6
							9	1'42.547 P	23.201	22.453	27.251*	29.642	309.6

15th 30 **Takaaki NAKAGAMI** HONDA JPN
LCR Honda IDEMITSU
Runs=4 Total laps=27 Full laps=20 Valid laps=14

Run #	1	Front Tyre	Slick-Medium	Rear Tyre	Slick-Soft	
			New Tyre		7 Laps at start	
1	2'27.374	33.644	24.344	27.764	26.078	
2	1'36.821	22.103	22.981	26.841	24.896	305.8
3	1'39.252 *	21.501	21.367			305.8
4	1'33.142 *	21.488	21.367	25.630	24.657	306.8
5	1'32.969 *	21.275	21.232	25.729	24.733*	304.9
6	1'32.499	21.255	21.211	25.449	24.584	304.0
7	1'37.924 *	24.174*	22.903*	25.997	24.850	304.9
8	1'39.507 P	22.787*	22.274	26.249	28.197	304.0

Run #	2	Front Tyre	Slick-Medium	Rear Tyre	Slick-Soft	
			8 Laps at start		15 Laps at start	
9	6'43.931	34.163	25.121	28.486	26.212	
10	1'35.303	22.214	21.980	26.068	25.041	303.1
11	1'33.186	21.410	21.441	25.569	24.766	306.8
12	1'34.973	21.191	23.278	25.667	24.837	306.8
13	1'32.403	21.147	21.229	25.414	24.613	308.7
14	1'33.454	21.139	21.709	25.736	24.870	306.8
15	1'32.649	21.196	21.317	25.485	24.651	306.8
16	1'43.422 P	23.177	23.358	27.208	29.679	299.4

Run #	3	Front Tyre	Slick-Soft	Rear Tyre	Slick-Soft	
			New Tyre		New Tyre	
17	7'41.762 *	33.496	23.822*	26.853	25.635	
18	1'34.318	22.032	21.680	25.635	24.971	300.3
19	1'34.193 *	21.480	21.163	25.781*	25.769	303.1
20	1'32.496	21.294	21.189	25.312	24.701	303.1
21	1'39.897 P	23.037*	22.593	25.954	28.313	302.1
Run #	4	Front Tyre	Slick-Soft	Rear Tyre	Slick-Soft	
			5 Laps at start		New Tyre	
22	7'25.147	33.471	23.432	26.683	25.664	
23	1'34.171	21.924	21.708	25.699	24.840	302.1
24	1'32.394	21.222	21.247	25.314	24.611	304.9
25	1'31.998	21.163	21.094	25.232	24.509	304.0
26	1'35.798 *	23.392*	21.908	25.717	24.781	304.0
27	1'32.351	21.349	21.108	25.297	24.597	303.1

16th 21 **Franco MORBIDELLI** YAMAHA ITA
Monster Energy Yamaha MotoGP
Runs=4 Total laps=18 Full laps=10 Valid laps=12

Run #	1	Front Tyre	Slick-Medium	Rear Tyre	Slick-Soft	
			New Tyre		5 Laps at start	
1	2'00.603	32.584	23.415	27.119	25.664	
2	1'34.547	21.850	21.761	25.978	24.958	303.1
3	1'33.796 *	21.625	21.498	25.731	24.942*	303.1
4	1'33.419	21.356	21.423	25.843	24.797	305.8
	unfinished	21.316	21.378	25.758		305.8
Run #	2	Front Tyre	Slick-Soft	Rear Tyre	Slick-Medium	
			16 Laps at start		16 Laps at start	

Run #	3	Front Tyre	Slick-Soft	Rear Tyre	Slick-Soft	
			21 Laps at start		New Tyre	
10	14'08.708	32.551	22.499	26.473	24.988	
11	1'32.774	21.445	21.259	25.474	24.596	306.8
12	1'35.563 P	21.163	21.273	25.516	27.611	306.8
Run #	4	Front Tyre	Slick-Soft	Rear Tyre	Slick-Soft	
			5 Laps at start		New Tyre	
13	6'30.696	33.266	22.208	26.163	24.959	
14	1'33.307	21.468	21.414	25.686	24.739	304.9
15	1'33.142	21.636	21.472	25.432	24.602	304.9
16	1'32.143	21.261	21.119	25.308	24.455	305.8
17	1'33.733	22.125	21.370	25.637	24.601	307.7
18	1'38.328 P	21.181	21.117	25.698*	30.332	307.7

17th 49 **Fabio DI GIANNANTONI** DUCATI ITA
Gresini Racing MotoGP
Runs=4 Total laps=24 Full laps=17 Valid laps=16

Run #	1	Front Tyre	Slick-Soft	Rear Tyre	Slick-Soft	
			5 Laps at start		5 Laps at start	
1	2'04.799	32.702	22.819	26.788	25.495	
2	1'34.505	21.732	21.690	25.902	25.181	307.7
3	1'33.680	21.358	21.505	25.882	24.935	307.7
4	1'33.034	21.282	21.340	25.758	24.654	307.7
5	1'33.943	21.154	21.336	25.967	25.486	308.7
6	1'33.071	21.184	21.431	25.652	24.804	307.7
7	1'32.759	21.085	21.259	25.591	24.824	307.7
8	1'37.672 P	21.150	21.383	25.881	29.258	311.6

Run #	2	Front Tyre	Slick-Soft	Rear Tyre	Slick-Soft	
			13 Laps at start		13 Laps at start	
9	10'35.918	33.203	22.555	26.526	25.588	
10	1'34.867	21.578	22.094	25.969	25.226	304.9
11	1'33.910	21.506	21.344	25.863	25.197	304.9
12	1'33.462	21.384	21.332	25.718	25.028	306.8
13	1'33.129	21.227	21.356	25.636	24.910	307.7
14	1'37.729 P	21.313	21.386	25.760	29.270	305.8

Run #	3	Front Tyre	Slick-Soft	Rear Tyre	Slick-Soft	
			New Tyre		New Tyre	
15	5'51.949	34.187	22.473	26.150	25.733	
16	1'32.783	21.331	21.255	25.395	24.802	304.0
17	1'32.382	21.069	21.110	25.461	24.742	305.8
18	1'32.503	21.026	21.256	25.483	24.738	306.8
19	1'39.130 P	21.000	23.694	26.016	28.420	307.7

Run #	4	Front Tyre	Slick-Soft	Rear Tyre	Slick-Soft	
			5 Laps at start		New Tyre	
20	10'37.702	33.809	22.256	26.269	25.267	
21	1'36.441	21.287	21.290	28.852	25.012	304.9
22	1'32.438	21.125	21.155	25.480	24.678	305.8
23	1'32.791 *	21.287*	21.276	25.512	24.716	305.8
24	1'32.311	21.069	21.055	25.428	24.759	306.8

Fastest Lap: Jack MILLER Red Bull KTM Factory AUS **1'30.950** 20.862 20.851 24.964 24.273

These data/results cannot be reproduced, stored and/or transmitted in whole or in part by any manner of electronic, mechanical, photocopying, recording, broadcasting or otherwise now known or herein after developed without the previous express consent by the copyright owner, except for reproduction in daily press and regular printed publications on sale to the public within 60 days of the event related to those data/results and always provided that copyright symbol appears together as follows below.
© DORNA, 2023

Official MotoGP Timing by TISSOT
www.motogp.com

Le Mans, Friday, May 12, 2023

Page 6 of 8



Practice Nr. 2

MotoGP

Lap	Lap Time	T1	T2	T3	T4	Speed	Lap	Lap Time	T1	T2	T3	T4	Speed
18th	36	Joan MIR				HONDA	SPA						
		Repsol Honda Team											
		Runs=4	Total laps=21	Full laps=14	Valid laps=9								
Run #	1	Front Tyre	Slick-Medium	Rear Tyre	Slick-Soft								
		New Tyre		5 Laps at start									
1	2'20.345	32.751	23.064	26.776	25.668								
2	1'35.047	22.059	21.823	25.891	25.274	305.8							
3	1'34.091	21.862	21.420	25.690	25.119	301.2							
4	1'37.998	21.388	21.647	30.044	24.919	301.2							
5	1'33.310 *	21.350	21.366	25.744	24.850*	307.7							
6	1'34.220 *	22.089*	21.536	25.713	24.882	306.8							
7	2'43.832 P	21.192	1'08.266				304.9						
Run #	2	Front Tyre	Slick-Soft	Rear Tyre	Slick-Soft								
		16 Laps at start		12 Laps at start									
8	16'08.805	33.696	23.411	26.424	25.266								
9	1'33.916	21.702	21.509	25.894	24.811	306.8							
10	1'33.140	21.438	21.333	25.602	24.767	305.8							
11	1'33.175	21.327	21.384	25.667	24.797	304.9							
12	1'53.174 P	21.324	21.420	25.559	44.871	304.0							
Run #	3	Front Tyre	Slick-Soft	Rear Tyre	Slick-Soft								
		5 Laps at start		New Tyre									
13	7'58.816	34.287	24.228	26.114	25.117								
14	1'32.736	21.283	21.243	25.319	24.891	303.1							
15	1'32.477 *	21.127	21.228	25.420	24.702*	303.1							
16	1'38.720 P	21.148	21.194	28.014	28.364	304.0							
Run #	4	Front Tyre	Slick-Soft	Rear Tyre	Slick-Soft								
		9 Laps at start		New Tyre									
17	6'19.449	27.234	21.928	25.714	24.785								
18	1'34.552 *	21.244	21.165			304.0							
19	1'32.338 *	21.157	21.130	25.493	24.558	306.8							
20	1'32.369	21.107	21.210	25.425	24.627	304.9							
21	1'36.073	21.141	23.563	25.643	25.726	304.9							
19th	9	Danilo PETRUCCI				DUCATI	ITA						
		Ducati Lenovo Team											
		Runs=4	Total laps=23	Full laps=18	Valid laps=16								
Run #	1	Front Tyre	Slick-Medium	Rear Tyre	Slick-Medium								
		New Tyre		New Tyre									
1	2'08.693	32.155	22.633	27.070	25.500								
2	1'34.898	21.669	21.640	26.278	25.311	306.8							
3	1'35.256 *	21.503	21.619	26.179*	25.955	305.8							
4	1'34.236	21.453	21.611	26.045	25.127	306.8							
5	1'34.154 *	21.502	21.616	25.961	25.075*	304.9							
6	1'33.867	21.565	21.523	25.854	24.925	306.8							
7	1'33.678	21.448	21.417	25.836	24.977	308.7							
8	1'42.196 P	22.706*	23.343*	26.252	29.895	308.7							
Run #	2	Front Tyre	Slick-Medium	Rear Tyre	Slick-Soft								
		8 Laps at start		3 Laps at start									
9	9'27.506	33.201	22.767	27.238	26.404								
10	1'41.639	21.695	21.693	27.770	30.481	302.1							
11	1'33.404	21.403	21.454	25.743	24.804	310.6							
12	1'33.270	21.340	21.411	25.632	24.887	306.8							
13	1'33.662	21.428	21.447	25.822	24.965	306.8							
14	1'33.408	21.398	21.464	25.694	24.852	309.6							
15	1'44.409 P	23.356	22.951	28.717*	29.385	306.8							
20th	32	Lorenzo SAVADORI				APRILIA	ITA						
		CryptoDATA RNF MotoGP Team											
		Runs=3	Total laps=18	Full laps=13	Valid laps=12								
Run #	1	Front Tyre	Slick-Medium	Rear Tyre	Slick-Soft								
		New Tyre		New Tyre									
1	2'22.670	43.885	23.573	27.352	25.795								
2	1'35.155	22.244	21.805	26.162	24.944	300.3							
3	1'33.489	21.499	21.428	25.841	24.721	305.8							
4	1'35.068	21.295	21.389	27.573	24.811	304.0							
5	1'38.156 *	21.130	21.264			306.8							
		unfinished		23.474		23.084							
Run #	2	Front Tyre	Slick-Soft	Rear Tyre	Slick-Soft								
		New Tyre		New Tyre									
6	1'49.686	34.183	23.144	26.924	25.435								
7	1'35.964	22.067	21.713	26.701	25.483	302.1							
8	1'34.430	21.614	21.549	26.053	25.214	302.1							
9	1'40.049 *	22.132	21.696			300.3							
10	1'41.581 *	21.858	22.755*	26.640	30.328	302.1							
11	1'35.135	22.045	21.677	26.113	25.300	297.6							
12	1'33.841	21.441	21.528	25.864	25.008	305.8							
13	1'41.415 P	22.514	22.919	27.937	28.045	304.0							
Run #	3	Front Tyre	Slick-Soft	Rear Tyre	Slick-Soft								
		8 Laps at start		8 Laps at start									
14	10'15.170	33.308	22.759	26.590	25.262								
15	1'35.498	21.645	21.608	26.208	26.037	304.0							
16	1'33.929	21.501	21.440	25.978	25.010	305.8							
17	1'36.906 *	22.065*	23.585	26.046	25.210	305.8							
18	1'35.273	21.554	21.581	26.000	26.138	304.9							
21st	94	Jonas FOLGER				KTM	GER						
		GASGAS Factory Racing Tech3											
		Runs=4	Total laps=25	Full laps=18	Valid laps=13								
Run #	1	Front Tyre	Slick-Medium	Rear Tyre	Slick-Soft								
		New Tyre		3 Laps at start									
1	2'17.282	34.356	23.892	27.396	27.015								
2	1'38.402	22.387	22.518	26.809	26.688	301.2							
3	1'34.599	21.897	21.581	26.003	25.118	302.1							
4	1'40.886	21.499	21.598	32.253	25.536	304.0							
5	1'34.351 *	21.685	21.575	26.132	24.959*	304.9							
6	1'39.033	23.257	24.166	26.236	25.374	307.7							
7	1'38.154 P	21.607	21.622*	25.972	28.953	306.8							

Fastest Lap: Jack MILLER Red Bull KTM Factory AUS **1'30.950** 20.862 20.851 24.964 24.273

These data/results cannot be reproduced, stored and/or transmitted in whole or in part by any manner of electronic, mechanical, photocopying, recording, broadcasting or otherwise now known or herein after developed without the previous express consent by the copyright owner, except for reproduction in daily press and regular printed publications on sale to the public within 60 days of the event related to those data/results and always provided that copyright symbol appears together as follows below.
© DORNA, 2023



Practice Nr. 2

MotoGP

Lap	Lap Time	T1	T2	T3	T4	Speed	Lap	Lap Time	T1	T2	T3	T4	Speed
Run #	2	Front Tyre	Slick-Medium	Rear Tyre	Slick-Soft								
		7 Laps at start			10 Laps at start								
8	10'03.129	33.185	23.468	27.223	26.055								
9	1'43.317 *	21.884	21.977	27.310*	32.146	302.1							
10	1'34.556	21.763	21.615	25.901	25.277	304.9							
11	1'33.991	21.519	21.526	25.935	25.011	304.9							
12	1'33.672	21.420	21.453	25.776	25.023	305.8							
13	1'40.419 P	21.532	21.661	26.896	30.330	304.9							
Run #	3	Front Tyre	Slick-Medium	Rear Tyre	Slick-Soft								
		New Tyre			New Tyre								
14	5'50.110	33.360	23.437	27.375	28.239								
15	1'36.959	22.268	22.082	26.626	25.983	305.8							
16	1'42.538 *	21.554	27.358*	27.164	26.462	303.1							
17	1'33.981	21.411	21.443	26.099	25.028	307.7							
18	1'39.471 *	25.581*	22.446	26.036	25.408	304.0							
19	1'39.960 P	21.421	21.469	25.941	31.129	305.8							
Run #	4	Front Tyre	Slick-Medium	Rear Tyre	Slick-Soft								
		6 Laps at start			New Tyre								
20	9'06.659	33.945	24.040	28.012	31.611								
21	1'36.133	22.212	21.936	26.571	25.414	305.8							
22	1'35.281	21.781	21.750	26.112	25.638	306.8							
23	1'33.951	21.546	21.438	25.930	25.037	304.0							
24	1'33.702	21.435	21.409	25.866	24.992	305.8							
25	1'34.708 *	21.557	21.540	26.137*	25.474*	305.8							

Fastest Lap: Jack MILLER Red Bull KTM Factory AUS **1'30.950** 20.862 20.851 24.964 24.273

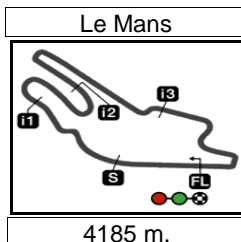
These data/results cannot be reproduced, stored and/or transmitted in whole or in part by any manner of electronic, mechanical, photocopying, recording, broadcasting or otherwise now known or herein after developed without the previous express consent by the copyright owner, except for reproduction in daily press and regular printed publications on sale to the public within 60 days of the event related to those data/results and always provided that copyright symbol appears together as follows below.
© DORNA, 2023

Official MotoGP Timing by TISSOT
www.motogp.com

Le Mans, Friday, May 12, 2023

Page 8 of 8





Results and timing service provided by **TISSOT**

SHARK GRAND PRIX DE FRANCE

Practice Nr. 2

Best Partial Times

MotoGP™

IT Ideal Lap Time, sum of the best partial times

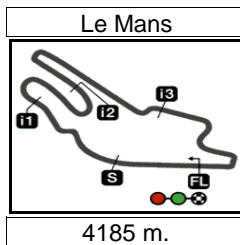
BT Best Lap Time

T1		T2		T3		T4				<i>IT</i>	<i>BT</i>	
Pos	Rider	Time	Rider	Time	Rider	Time	Rider	Time	Pos	Rider		
1	A.ESPARGARO	20.700	J.ZARCO	20.801	J.MILLER	24.964	M.BEZZECCHI	24.171	1	J.MILLER	1'30.940	1'30.950 (1)
2	M.VIÑALES	20.786	J.MILLER	20.851	M.BEZZECCHI	24.991	J.MILLER	24.263	2	M.BEZZECCHI	1'30.972	1'31.150 (3)
3	J.ZARCO	20.794	J.MARTIN	20.882	J.MARTIN	25.076	A.ESPARGARO	24.268	3	A.ESPARGAR	1'31.033	1'31.069 (2)
4	B.BINDER	20.799	F.BAGNAIA	20.905	M.VIÑALES	25.079	F.QUARTARARO	24.270	4	J.ZARCO	1'31.224	1'31.276 (5)
5	J.MARTIN	20.861	M.BEZZECCHI	20.937	J.ZARCO	25.101	F.BAGNAIA	24.314	5	J.MARTIN	1'31.235	1'31.235 (4)
6	J.MILLER	20.862	A.ESPARGARO	20.949	L.MARINI	25.105	M.MARQUEZ	24.325	6	M.VIÑALES	1'31.262	1'31.342 (6)
7	M.BEZZECCHI	20.873	M.MARQUEZ	20.949	B.BINDER	25.116	B.BINDER	24.336	7	B.BINDER	1'31.321	1'31.352 (7)
8	F.QUARTARARO	20.915	L.MARINI	20.952	A.ESPARGARO	25.116	L.MARINI	24.374	8	L.MARINI	1'31.363	1'31.511 (11)
9	M.MARQUEZ	20.924	F.QUARTARARO	20.987	A.MARQUEZ	25.130	M.VIÑALES	24.397	9	F.BAGNAIA	1'31.373	1'31.467 (9)
10	L.MARINI	20.932	M.VIÑALES	21.000	M.MARQUEZ	25.183	A.MARQUEZ	24.401	10	M.MARQUEZ	1'31.381	1'31.432 (8)
11	A.MARQUEZ	20.946	A.MARQUEZ	21.031	F.BAGNAIA	25.206	J.MARTIN	24.416	11	F.QUARTARAR	1'31.437	1'31.650 (12)
12	A.RINS	20.947	A.RINS	21.045	T.NAKAGAMI	25.232	F.MORBIDELLI	24.455	12	A.MARQUEZ	1'31.508	1'31.508 (10)
13	F.BAGNAIA	20.948	A.FERNANDEZ	21.054	F.QUARTARARO	25.265	T.NAKAGAMI	24.509	13	A.RINS	1'31.824	1'31.942 (13)
14	F.DI GIANNANTO	21.000	F.DI GIANNANTO	21.055	A.RINS	25.271	A.FERNANDEZ	24.513	14	T.NAKAGAMI	1'31.974	1'31.998 (15)
15	A.FERNANDEZ	21.024	B.BINDER	21.070	F.MORBIDELLI	25.308	J.ZARCO	24.528	15	A.FERNANDEZ	1'31.990	1'31.990 (14)
16	J.MIR	21.107	T.NAKAGAMI	21.094	J.MIR	25.319	J.MIR	24.558	16	F.MORBIDELLI	1'32.043	1'32.143 (16)
17	L.SAVADORI	21.130	F.MORBIDELLI	21.117	F.DI GIANNANTO	25.395	A.RINS	24.561	17	F.DI GIANNAN	1'32.104	1'32.311 (17)
18	T.NAKAGAMI	21.139	J.MIR	21.130	A.FERNANDEZ	25.399	F.DI GIANNANTO	24.654	18	J.MIR	1'32.114	1'32.369 (18)
19	F.MORBIDELLI	21.163	L.SAVADORI	21.264	D.PETRUCCI	25.632	L.SAVADORI	24.721	19	D.PETRUCCI	1'32.918	1'33.022 (19)
20	PETRUCCI	21.198	D.PETRUCCI	21.308	J.FOLGER	25.776	D.PETRUCCI	24.780	20	L.SAVADORI	1'32.956	1'33.489 (20)
21	J.FOLGER	21.411	J.FOLGER	21.409	L.SAVADORI	25.841	J.FOLGER	24.992	21	J.FOLGER	1'33.588	1'33.672 (21)

These data/results cannot be reproduced, stored and/or transmitted in whole or in part by any manner of electronic, mechanical, photocopying, recording, broadcasting or otherwise now known or herein after developed without the previous express consent by the copyright owner, except for reproduction in daily press and regular printed publications on sale to the public within 60 days of the event related to those data/results and always provided that copyright symbol appears together as follows below.
© DORNA, 2023

Official MotoGP Timing by **TISSOT**
www.motogp.com





Results and timing service provided by **TISSOT**

MotoGP™

SHARK GRAND PRIX DE FRANCE

Practice Nr. 2

Fastest Laps Sequence

<i>Practice Time</i>	 <i>Rider</i>	<i>Nation</i>	<i>Motorcycle</i>	<i>Time</i>	<i>Km/h</i>	<i>Rider's Lap</i>
3'31.899	10 Luca MARINI	ITA	DUCATI	1'35.361	157.9	2
3'32.592	43 Jack MILLER	AUS	KTM	1'35.217	158.2	2
3'35.150	21 Franco MORBIDELLI	ITA	YAMAHA	1'34.547	159.3	2
3'37.125	72 Marco BEZZECCHI	ITA	DUCATI	1'34.118	160.0	2
3'59.290	89 Jorge MARTIN	SPA	DUCATI	1'33.633	160.9	2
4'03.010	42 Alex RINS	SPA	HONDA	1'33.236	161.5	2
5'05.430	43 Jack MILLER	AUS	KTM	1'32.838	162.2	3
5'09.400	72 Marco BEZZECCHI	ITA	DUCATI	1'32.275	163.2	3
9'55.597	33 Brad BINDER	RSA	KTM	1'32.262	163.2	6
11'32.816	72 Marco BEZZECCHI	ITA	DUCATI	1'31.654	164.3	7
45'31.040	89 Jorge MARTIN	SPA	DUCATI	1'31.597	164.4	11
45'59.136	33 Brad BINDER	RSA	KTM	1'31.352	164.9	19
49'59.629	43 Jack MILLER	AUS	KTM	1'31.312	164.9	21
50'05.011	72 Marco BEZZECCHI	ITA	DUCATI	1'31.150	165.2	21
57'47.346	41 Aleix ESPARGARO	SPA	APRILIA	1'31.069	165.4	21
59'49.593	43 Jack MILLER	AUS	KTM	1'30.950	165.6	26

These data/results cannot be reproduced, stored and/or transmitted in whole or in part by any manner of electronic, mechanical, photocopying, recording, broadcasting or otherwise now known or herein after developed without the previous express consent by the copyright owner, except for reproduction in daily press and regular printed publications on sale to the public within 60 days of the event related to those data/results and always provided that copyright symbol appears together as follows below.

© DORNA, 2023

Official MotoGP Timing by **TISSOT**
www.motogp.com

Le Mans, Friday, May 12, 2023

