

4185 m.

SHARK GRAND PRIX DE FRANCE

Practice Nr. 1

Classification

3



	Rider	Nation	Team	Motorcycle	Time	Lap Total	Gap	Top Speed
1	71 Ayumu SASAKI	JPN	Liqui Moly Husqvarna Intact GP	HUSQVARNA	1'42.402	12 15		219.1
2	10 Diogo MOREIRA	BRA	MT Helmets - MSI	KTM	1'42.510	12 16	0.108 0.108	219.6
3	53 Deniz ÖNCÜ	TUR	Red Bull KTM Ajo	KTM	1'43.152	12 14	0.750 0.642	215.8
4	16 Andrea MIGNO	ITA	CIP Green Power	KTM	1'43.253	15 15	0.851 0.101	216.3
5	96 Daniel HOLGADO	SPA	Red Bull KTM Tech3	KTM	1'43.256	13 13	0.854 0.003	219.6
6	43 Xavier ARTIGAS	SPA	CFMOTO Racing PruestelGP	CFMOTO	1'43.373	12 15	0.971 0.117	218.6
7	5 Jaume MASIA	SPA	Leopard Racing	HONDA	1'43.383	13 15	0.981 0.010	216.3
8	80 David ALONSO	COL	Gaviota GASGAS Aspar M3	GASGAS	1'43.465	14 17	1.063 0.082	217.7
9	24 Tatsuki SUZUKI	JPN	Leopard Racing	HONDA	1'43.465	14 15	1.063	214.9
10	99 José Antonio RUEDA	SPA	Red Bull KTM Ajo	KTM	1'43.596	13 15	1.194 0.131	216.3
11	63 Syarifuddin AZMAN	MAL	MT Helmets - MSI	KTM	1'43.624	14 15	1.222 0.028	217.7
12	82 Stefano NEPA	ITA	Angeluss MTA Team	KTM	1'43.665	13 15	1.263 0.041	214.9
13	55 Romano FENATI	ITA	Rivacold Snipers Team	HONDA	1'43.696	14 14	1.294 0.031	216.7
14	66 Joel KELSO	AUS	CFMOTO Racing PruestelGP	CFMOTO	1'43.728	9 16	1.326 0.032	220.6
15	54 Riccardo ROSSI	ITA	SIC58 Squadra Corse	HONDA	1'43.754	14 14	1.352 0.026	217.2
16	18 Matteo BERTELLE	ITA	Rivacold Snipers Team	HONDA	1'43.773	16 16	1.371 0.019	215.3
17	19 Scott OGDEN	GBR	VisionTrack Racing Team	HONDA	1'43.835	16 17	1.433 0.062	216.7
18	48 Ivan ORTOLÁ	SPA	Angeluss MTA Team	KTM	1'44.154	14 14	1.752 0.319	215.3
19	7 Filippo FARIOLI	ITA	Red Bull KTM Tech3	KTM	1'44.174	13 16	1.772 0.020	213.0
20	27 Kaito TOBA	JPN	SIC58 Squadra Corse	HONDA	1'44.261	17 20	1.859 0.087	217.7
21	6 Ryusei YAMANAKA	JPN	Gaviota GASGAS Aspar M3	GASGAS	1'44.269	15 15	1.867 0.008	213.5
22	64 Mario AJI	INA	Honda Team Asia	HONDA	1'44.398	6 10	1.996 0.129	212.6
23	70 Joshua WHATLEY	GBR	VisionTrack Racing Team	HONDA	1'44.414	13 16	2.012 0.016	214.9
24	95 Collin VEIJER	NED	Liqui Moly Husqvarna Intact GP	HUSQVARNA	1'44.780	17 17	2.378 0.366	215.8
25	38 David SALVADOR	SPA	CIP Green Power	KTM	1'44.820	13 13	2.418 0.040	215.3
26	72 Taiyo FURUSATO	JPN	Honda Team Asia	HONDA	1'44.823	11 14	2.421 0.003	216.3
27	22 Ana CARRASCO	SPA	BOE Motorsports	KTM	1'44.971	12 15	2.569 0.148	216.3

Practice condition: Dry

Air: 12°

Humidity: 80%

Ground: 14°

Fastest Lap:	Lap: 12	Ayumu SASAKI	1'42.402	147.1 Km/h
Best Race Lap:	2020	Celestino VIETTI	1'41.690	148.1 Km/h
All Time Lap Record:	2020	Jaume MASIA	1'41.399	148.5 Km/h

The results are provisional until the end of the limit for protest and appeals.

Time limit for protest expires 30' after publication of the results - Time:

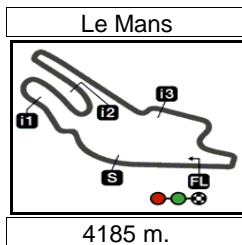
These data/results cannot be reproduced, stored and/or transmitted in whole or in part by any manner of electronic, mechanical, photocopying, recording, broadcasting or otherwise now known or herein after developed without the previous express consent by the copyright owner, except for reproduction in daily press and regular printed publications on sale to the public within 60 days of the event related to those data/results and always provided that copyright symbol appears together as follows below.

© DORNA, 2023

Official MotoGP Timing by TISSOT
www.motogp.com

Le Mans, Friday, May 12, 2023





Results and timing service provided by **TISSOT**

Moto3™

SHARK GRAND PRIX DE FRANCE

Practice Nr. 1

Top Speed & Average

4



Rider	Nation	Motorcycle	Top 5 speeds					Average	Top
66 Joel KELSO	AUS	CFMOTO	220.6	219.1	219.1	219.1	218.6	219.3	220.6
10 Diogo MOREIRA	BRA	KTM	219.6	219.1	218.6	217.2	217.2	218.2	219.6
96 Daniel HOLGADO	SPA	KTM	219.6	218.2	218.2	217.2	217.2	218.1	219.6
71 Ayumu SASAKI	JPN	HUSQVARNA	219.1	218.6	217.7	217.7	217.7	218.1	219.1
43 Xavier ARTIGAS	SPA	CFMOTO	218.6	215.8	215.8	215.3	214.4	215.7	218.6
27 Kaito TOBA	JPN	HONDA	217.7	216.3	214.4	214.4	213.9	215.3	217.7
63 Syarifuddin AZMAN	MAL	KTM	217.7	217.7	217.2	216.7	216.3	217.1	217.7
80 David ALONSO	COL	GASGAS	217.7	215.8	215.8	215.8	215.3	216.0	217.7
54 Riccardo ROSSI	ITA	HONDA	217.2	216.3	215.3	214.4	213.9	215.2	217.2
19 Scott OGDEN	GBR	HONDA	216.7	215.8	215.3	215.3	214.4	215.3	216.7
55 Romano FENATI	ITA	HONDA	216.7	215.8	213.9	213.5	213.0	214.3	216.7
5 Jaume MASIA	SPA	HONDA	216.3	215.8	215.3	215.3	215.3	215.6	216.3
16 Andrea MIGNO	ITA	KTM	216.3	216.3	216.3	214.9	214.9	215.6	216.3
22 Ana CARRASCO	SPA	KTM	216.3	215.3	214.9	213.9	213.9	214.9	216.3
72 Taiyo FURUSATO	JPN	HONDA	216.3	214.9	214.9	214.4	213.5	214.8	216.3
99 José Antonio RUEDA	SPA	KTM	216.3	216.3	216.3	215.8	215.8	216.1	216.3
53 Deniz ÖNCÜ	TUR	KTM	215.8	215.3	213.5	213.0	212.6	213.6	215.8
95 Collin VEIJER	NED	HUSQVARNA	215.8	215.8	214.9	214.9	213.9	214.6	215.8
18 Matteo BERTELLE	ITA	HONDA	215.3	215.3	214.9	213.5	213.5	214.3	215.3
38 David SALVADOR	SPA	KTM	215.3	214.4	213.9	213.9	213.5	214.1	215.3
48 Ivan ORTOLÁ	SPA	KTM	215.3	213.0	213.0	212.6	212.6	213.3	215.3
24 Tatsuki SUZUKI	JPN	HONDA	214.9	213.9	213.9	213.5	213.5	213.7	214.9
70 Joshua WHATLEY	GBR	HONDA	214.9	214.4	213.5	213.0	213.0	213.8	214.9
82 Stefano NEPA	ITA	KTM	214.9	214.4	213.9	213.9	213.5	214.1	214.9
6 Ryusei YAMANAKA	JPN	GASGAS	213.5	213.0	213.0	212.6	212.6	212.9	213.5
7 Filippo FARIOLI	ITA	KTM	213.0	212.1	211.2	210.8	209.9	211.0	213.0
64 Mario AJI	INA	HONDA	212.6	210.3	209.0	209.0	208.6	209.9	212.6

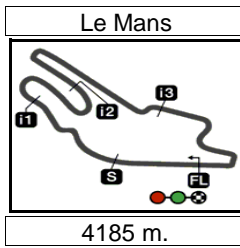
These data/results cannot be reproduced, stored and/or transmitted in whole or in part by any manner of electronic, mechanical, photocopying, recording, broadcasting or otherwise now known or herein after developed without the previous express consent by the copyright owner, except for reproduction in daily press and regular printed publications on sale to the public within 60 days of the event related to those data/results and always provided that copyright symbol appears together as follows below.

© DORNA, 2023

Official MotoGP Timing by TISSOT
www.motogp.com



Le Mans, Friday, May 12, 2023



SHARK GRAND PRIX DE FRANCE

Practice Nr. 1

Chronological Analysis of Performances

5

* Lap / Sector time cancelled T1 Time from finish line to 1st intermediate T3 Time from 2nd intermed. to 3rd intermed.
P Crossing the finish line in pit lane T2 Time from 1st intermed. to 2nd intermed. T4 Time from 3rd intermediate to finish line

Lap	Lap Time	T1	T2	T3	T4	Speed	Lap	Lap Time	T1	T2	T3	T4	Speed
1st 71 Ayumu SASAKI Liqui Moly Husqvarna JPN													
Runs=2 Total laps=15 Full laps=12 Valid laps=8													
1	3'15.468	32.792	25.102	30.768	28.213		8	1'47.497	25.991	23.146	29.887	28.473	212.1
2	1'47.647 *	26.04*	23.986	30.024	27.592	217.7	9	1'43.872	25.025	22.893	29.210	26.744	212.6
3	1'46.086	25.436	23.457	29.726	27.467	217.2	10	1'46.480 P	25.009	23.054	29.738	28.679	212.6
4	1'45.682	25.203	23.413	29.807	27.259	216.7	11	5'59.226 *	34.685	22.905	29.178*	26.902*	
5	1'45.053	25.132	23.283	29.511	27.127	216.7	12	1'43.152	24.763	22.754	29.024	26.611	215.8
6	1'44.488	25.019	23.132	29.355	26.982	215.8	13	2'53.180 P	24.757	1'23.823	35.007*	29.593	215.3
7	1'44.201	24.853	23.146	29.337	26.865	216.7	14	6'01.901	33.881	24.254	31.108	29.212	
8	1'53.313 P	26.040	24.121	30.527	32.625	212.1							
9	10'21.156	32.633	23.552	29.304	26.816								
10	1'43.157	24.758	22.742	29.018	26.639	217.2							
11	1'42.911 *	24.676	22.705*	28.991	26.539	217.7							
12	1'42.402	24.600	22.551	28.790	26.461	219.1							
13	1'46.236 *	25.22*	23.349*	30.284	27.383	217.7							
14	1'42.807 *	24.73*	22.614	28.901	26.553	217.7							
15	1'42.858	24.678	22.606	28.991	26.583	218.6							
2nd 10 Diogo MOREIRA MT Helmets - MSI BRA													
Runs=2 Total laps=16 Full laps=13 Valid laps=9													
1	3'19.899	32.381	24.201	30.472	27.512								
2	1'45.814 *	25.33*	23.518	29.745	27.214	216.7							
3	1'45.882	25.216	23.534	29.967	27.165	218.6							
4	1'44.924	25.162	23.130	29.609	27.023	213.9							
5	1'44.361	24.999	23.119	29.407	26.836	216.3							
6	1'43.937	24.786	23.045	29.473	26.633	219.6							
7	1'43.927	24.670	23.049	29.409	26.799	217.2							
8	1'44.196 *	24.766	23.073	29.536*	26.821	219.1							
9	1'44.660	24.838	23.100	29.411	27.311	213.5							
10	1'48.910 P	25.443	23.460	30.212	29.795	212.6							
11	6'45.572	32.685	22.911	29.191	26.421								
12	1'42.510	24.476	22.680	29.009	26.345	217.2							
13	1'42.567	24.459	22.622	29.038	26.448	217.2							
14	1'42.829 *	24.528	22.738	29.054	26.509*	215.8							
15	3'09.218 *	24.72*	1'47.475	30.212*	26.802*	215.8							
16	1'43.018	24.627	22.854	29.100	26.437	216.3							
3rd 53 Deniz ÖNCÜ Red Bull KTM Ajo TUR													
Runs=3 Total laps=14 Full laps=9 Valid laps=8													
1	3'59.983	33.816	24.385	30.897	27.976								
2	1'46.912	25.858	23.502	30.169	27.383	212.1							
3	1'46.025	25.459	23.501	29.759	27.306	213.5							
4	1'45.588	25.565	23.004	29.804	27.215	213.0							
5	1'45.241 *	25.327	23.197	29.710*	27.007	212.6							
6	1'44.608	25.258	22.963	29.411	26.976	211.2							
7	1'44.343	25.168	22.926	29.457	26.792	211.7							
4th 16 Andrea MIGNO CIP Green Power ITA													
Runs=3 Total laps=15 Full laps=10 Valid laps=9													
1	2'54.739	34.096	24.544	30.836	28.018								
2	1'47.326 *	26.09*	23.510	30.166	27.551	213.0							
3	1'46.139	25.545	23.320	29.957	27.317	214.4							
4	1'45.241	25.142	23.260	29.662	27.177	214.9							
5	1'44.999	25.002	23.100	29.762	27.135	214.9							
6	1'44.763	24.956	23.080	29.638	27.089	214.4							
7	1'44.745	24.986	23.197	29.495	27.067	214.9							
8	1'44.213	24.869	23.050	29.362	26.932	216.3							
9	1'48.461 P	25.307	23.208	29.449	30.497	216.3							
10	6'00.096	31.780	23.779	31.464	28.017								
11	1'45.666	25.420	23.315	29.738	27.193	211.7							
12	1'47.224 P	25.137	23.185	29.572	29.330	212.6							
13	5'20.585	31.660	23.532	29.906	27.137								
14	1'43.718	24.798	22.895	29.291	26.734	213.9							
15	1'43.253	24.661	22.757	29.284	26.551	216.3							
5th 96 Daniel HOLGADO Red Bull KTM Tech3 SPA													
Runs=3 Total laps=13 Full laps=8 Valid laps=8													
1	2'23.513	34.168	24.897	30.488	27.765								
2	1'47.077	25.453	23.727	30.194	27.703	215.8							
3	1'46.531	25.299	23.641	29.989	27.602	216.7							
4	1'48.236	25.324	24.720	30.585	27.607	216.3							
5	1'46.205	25.364	23.614	29.893	27.334	216.7							
6	1'50.753 P	25.699	24.265	30.225	30.564	218.2							
7	10'18.846	32.263	24.395	30.742	27.757								
8	1'45.189	25.056	23.474	29.637	27.022	217.2							
9	1'48.148 P	24.857	23.244	29.655	30.392	218.2							
10	4'50.758 *	32.974	23.855*	29.652*	26.672								
11	1'43.567	24.635	22.936	29.372	26.624	217.2							
12	1'47.571	24.773	23.108	32.758	26.932	215.8							
13	1'43.256	24.451	22.927	29.181	26.697	219.6							
6th 43 Xavier ARTIGAS CFMOTO Racing Pru SPA													
Runs=2 Total laps=15 Full laps=12 Valid laps=8													
1	3'17.818	31.830	24.291	30.561	28.093								
2	1'47.829 *	26.21*	23.651	30.383	27.583	212.6							

Fastest Lap: Ayumu SASAKI Liqui Moly Husqvarna JPN 1'42.402 24.600 22.551 28.790 26.461

These data/results cannot be reproduced, stored and/or transmitted in whole or in part by any manner of electronic, mechanical, photocopying, recording, broadcasting or otherwise now known or herein after developed without the previous express consent by the copyright owner, except for reproduction in daily press and regular printed publications on sale to the public within 60 days of the event related to those data/results and always provided that copyright symbol appears together as follows below.
© DORNA, 2023



Practice Nr. 1

Moto3

Lap	Lap Time	T1	T2	T3	T4	Speed	Lap	Lap Time	T1	T2	T3	T4	Speed
3	1'45.906	25.234	23.446	29.875	27.351	213.0	3	1'45.776	25.423	23.328	29.830	27.195	214.9
4	1'45.511	25.500	23.305	29.616	27.090	215.3	4	1'45.268	25.243	23.185	29.794	27.046	213.5
5	1'44.615	25.161	23.161	29.421	26.872	215.8	5	1'45.005	25.165	23.106	29.715	27.019	213.5
6	1'48.329 P	24.979	23.193	29.479	30.678	213.9	6	1'45.181 *	24.22 *	24.202	29.679*	27.077	213.5
7	10'31.949	36.619	24.120	29.919	27.573		7	1'44.658	25.227	23.021	29.537	26.873	213.5
8	1'44.123	24.871	22.911	29.477	26.864	213.5	8	1'53.379 P	25.31 *	24.417	30.282*	33.362	204.3
9	1'44.142	25.041	22.942	29.257	26.902	213.0	9	6'27.847 *	32.381	23.979	30.188	27.412*	
10	1'45.662	25.254	23.616	29.633	27.159	211.7	10	1'44.671	25.057	23.126	29.652	26.836	213.9
11	1'44.705 *	24.831	22.984*	29.731	27.159	214.4	11	1'44.281	25.134	22.844	29.494	26.809	213.5
12	1'43.373	24.719	22.803	29.186	26.665	214.4	12	1'50.547 P	24.96 *	25.284	29.725	30.574	213.0
13	1'50.110 *	25.14*	24.096*	33.582	27.286	213.0	13	4'00.292	30.332	23.170	29.487	26.780	
14	1'43.970 *	24.92 *	22.984	29.262	26.797	218.6	14	1'43.465	25.011	22.726	29.226	26.502	213.5
15	1'43.392	24.680	22.734	29.237	26.741	215.8	15	1'42.994 *	23.75 *	22.923	29.462	26.852	213.9

7th 5 **Jaume MASIA** Leopard Racing SPA
Runs=3 Total laps=15 Full laps=10 Valid laps=9

1	3'34.153	34.733	25.076	30.805	28.717	
2	1'47.569	25.936	23.557	29.985	28.091	214.4
3	1'46.457	25.548	23.455	30.018	27.436	216.3
4	1'45.734	25.372	23.236	29.876	27.250	214.9
5	1'45.201	25.153	23.222	29.581	27.245	214.4
6	1'44.987	25.186	23.190	29.587	27.024	214.4
7	1'44.669	24.955	23.109	29.419	27.186	213.5
8	1'52.515 P	24.959	24.811	31.164	31.581	213.9
9	6'39.971	36.601	24.019	30.024	27.291	
10	1'46.783	24.957	23.150	31.469	27.207	214.9
11	1'47.128 P	24.846	23.157	29.511	29.614	215.8
12	4'17.562 *	35.807	23.849*	29.659	26.945	
13	1'43.383	24.708	22.874	29.234	26.567	215.3
14	1'43.119 *	24.695	22.755	29.157*	26.512*	215.3
15	1'48.696	24.700	22.753	29.171	32.072	215.3

8th 80 **David ALONSO** Gaviota GASGAS Asp COL
Runs=2 Total laps=17 Full laps=13 Valid laps=9

1	2'41.732 *	33.716	24.929	31.013*	29.127	
2	1'49.651	26.024	24.423	30.876	28.328	214.4
3	1'48.272	25.792	24.154	30.447	27.879	213.5
4	1'46.794	25.418	23.599	30.021	27.756	215.3
5	1'46.473	25.565	23.325	30.097	27.486	211.7
6	1'45.476	25.320	23.159	29.791	27.206	209.0
7	1'48.326 *	25.250	23.341	29.987*	29.748	213.9
8	1'44.605	25.028	23.103	29.454	27.020	214.9
9	1'51.289 P	25.151	25.071	29.624	31.443	215.8
10	7'26.162	31.718	23.588	29.566	26.887	
11	1'43.812	24.651	23.076	29.205	26.880	215.8
12	1'44.013	24.768	22.940	29.288	27.017	214.9
13	1'44.096 *	25.000	22.895*	29.208	26.993	215.8
14	1'43.465	24.819	22.851	29.132	26.663	217.7
15	1'45.024 *	25.08*	23.371*	29.561	27.003	215.3
16	1'44.197 *	24.98*	23.083	29.120	27.014	213.5
17	2'27.078 P	24.870	22.926			213.9

9th 24 **Tatsuki SUZUKI** Leopard Racing JPN
Runs=3 Total laps=15 Full laps=10 Valid laps=7

1	3'24.858 *	29.714	24.223	30.901*	28.218	
2	1'47.232 *	25.90*	23.703	30.261	27.364	213.0

10th 99 **José Antonio RUED** Red Bull KTM Ajo SPA
Runs=2 Total laps=15 Full laps=12 Valid laps=11

1	4'00.592 *	33.277	24.504	30.770*	28.311	
2	1'47.875	26.163	23.648	30.530	27.534	216.3
3	1'46.327	25.652	23.415	29.853	27.407	215.8
4	1'45.247	25.315	23.144	29.644	27.144	215.3
5	1'44.815	25.154	23.059	29.609	26.993	215.3
6	1'44.534	25.055	23.158	29.465	26.856	214.9
7	1'44.401	25.090	23.071	29.424	26.816	214.9
8	1'46.792	25.071	23.621	29.878	28.222	214.9
9	1'47.643 P	25.442	23.328	29.753	29.120	214.9
10	8'40.381	39.119	23.587	29.603	26.735	
11	1'43.878	24.956	22.984	29.369	26.569	214.4
12	1'43.531 *	24.822	22.897*	29.299	26.513	214.9
13	1'43.596	24.795	22.871	29.295	26.635	215.8
14	1'43.664	24.749	22.978	29.243	26.694	216.3
15	1'43.616	24.801	22.998	29.374	26.443	216.3

11th 63 **Syarifuddin AZMAN** MT Helmets - MSI MAL
Runs=3 Total laps=15 Full laps=10 Valid laps=8

1	2'45.821	33.594	24.467	31.443	28.930	
2	1'48.041 *	26.37*	23.556	30.368	27.743	208.6
3	1'47.039	25.770	23.423	30.071	27.775	215.8
4	1'45.633	25.107	23.240	29.817	27.469	216.7
5	1'47.176	25.625	23.330	30.339	27.882	210.3
6	1'45.143	25.034	23.060	29.683	27.366	215.8
7	1'46.599 *	25.107	24.225	29.717*	27.550	214.9
8	1'47.411 P	25.128	23.323	29.527	29.433	217.7
9	6'27.479 *	38.599	24.540	30.363*	27.521	
10	1'45.509	25.347	23.447	29.623	27.092	210.8
11	1'48.974 P	25.239	23.485	30.075	30.175	210.8
12	4'51.606 *	31.856	23.390*	29.533	26.642	
13	1'43.962	24.821	22.974	29.292	26.875	217.2
14	1'43.624	24.740	22.752	29.295	26.837	217.7
15	1'44.992	25.218	23.235	29.439	27.100	216.3

12th 82 **Stefano NEPA** Angeluss MTA Team ITA
Runs=3 Total laps=15 Full laps=10 Valid laps=9

1	2'31.036	33.290	24.757	31.075	28.166	
2	1'47.464	25.848	23.566	30.469	27.581	213.5
3	1'45.877	25.518	23.369	29.889	27.101	212.6
4	1'45.530	25.439	23.201	29.802	27.088	212.6

Fastest Lap: Ayumu SASAKI Liqui Moly Husqvarna JPN **1'42.402** 24.600 22.551 28.790 26.461

These data/results cannot be reproduced, stored and/or transmitted in whole or in part by any manner of electronic, mechanical, photocopying, recording, broadcasting or otherwise now known or herein after developed without the previous express consent by the copyright owner, except for reproduction in daily press and regular printed publications on sale to the public within 60 days of the event related to those data/results and always provided that copyright symbol appears together as follows below.
© DORNA, 2023

Practice Nr. 1

Moto3

Lap	Lap Time	T1	T2	T3	T4	Speed	Lap	Lap Time	T1	T2	T3	T4	Speed
5	1'45.496	25.345	23.266	29.849	27.036	212.1	7	2'00.623 P	30.35*	25.701	32.966	31.605	204.3
6	1'47.646 P	25.204	23.088	29.756	29.598	212.1	8	7'39.794	32.948	23.997	30.284	27.629	
7	6'08.560	33.002	23.680	30.097	27.253		9	1'45.799	25.327	23.544	29.839	27.089	215.3
8	1'44.810	25.200	23.093	29.582	26.935	211.7	10	1'45.690	25.255	23.477	29.834	27.124	213.9
9	1'44.618	25.042	23.112	29.576	26.888	212.1	11	1'47.736 P	25.215	23.250	29.705	29.566	212.1
10	1'44.368	24.959	22.987	29.611	26.811	212.6	12	4'50.289	31.209	23.836	30.925	32.582	
11	1'49.032 P	24.904	23.520	31.572	29.036	213.9	13	1'45.665	25.055	23.096	29.507	28.007	216.3
12	6'00.354 *	32.050	23.924*	29.791	26.935		14	1'43.754	24.800	23.044	29.265	26.645	217.2
13	1'43.665	24.829	22.911	29.286	26.639	214.4							
14	1'44.119 *	24.852	22.855	29.574*	26.838*	213.9							
15	1'43.801	24.765	22.906	29.379	26.751	214.9							

13th 55 Romano FENATI Rivacold Snipers Tea ITA
Runs=3 Total laps=14 Full laps=9 Valid laps=6

1	2'46.034 *	34.115	24.347	31.152*	27.996	
2	1'46.610 *	25.74*	23.388	30.206	27.268	216.7
3	1'45.917	25.337	23.324	30.087	27.169	213.9
4	1'45.471	25.350	23.166	29.855	27.100	213.0
5	1'45.037	25.167	23.120	29.613	27.137	215.8
6	1'59.450 P	25.820	23.577			210.8
7	5'34.778	37.586	24.857	30.252	27.413	
8	1'45.051	25.118	23.178	29.736	27.019	212.1
9	1'44.541	25.096	23.009	29.633	26.803	212.1
10	1'48.097 P	25.234	23.444	30.638	28.781	211.7
11	8'21.043	35.427	23.773	29.612	26.677	
12	1'43.989 *	25.06*	22.798	29.418	26.708	213.5
13	1'44.034 *	24.900	22.865	29.482*	26.787*	213.0
14	1'43.696	24.966	22.893	29.294	26.543	212.1

14th 66 Joel KELSO CFMOTO Racing Pru AUS
Runs=2 Total laps=16 Full laps=13 Valid laps=9

1	3'18.777	32.831	24.617	30.566	27.934	
2	1'47.273 *	25.96*	23.918	30.035	27.359	215.3
3	1'45.987	25.113	23.683	29.855	27.336	219.1
4	1'45.580	25.169	23.512	29.766	27.133	219.1
5	1'44.735	24.957	23.243	29.500	27.035	217.7
6	1'44.699	24.913	23.274	29.428	27.084	216.7
7	1'48.952 P	25.025	23.347	29.997	30.583	215.8
8	8'46.597	36.581	23.847	29.922	27.926	
9	1'43.728	24.664	22.909	29.321	26.834	217.2
10	1'44.513	24.877	23.159	29.480	26.997	219.1
11	1'44.118	24.718	23.148	29.454	26.798	217.2
12	1'44.285 *	24.859	23.088*	29.426	26.912	216.7
13	1'48.000	24.927	22.982	33.041	27.050	215.8
14	1'45.793 *	24.87*	23.430*	30.714	26.773	218.6
15	1'43.963 *	24.74*	22.913	29.359	26.948	217.7
16	1'44.177	24.717	23.215	29.431	26.814	220.6

15th 54 Riccardo ROSSI SIC58 Squadra Corse ITA
Runs=3 Total laps=14 Full laps=9 Valid laps=8

1	3'05.829	32.845	24.824	31.212	29.185	
2	1'49.188 *	26.62*	24.058	30.751	27.757	214.4
3	1'47.743	25.815	23.672	30.502	27.754	213.9
4	1'46.624	25.538	23.544	30.096	27.446	213.5
5	1'45.898	25.415	23.468	29.817	27.198	212.1
6	1'45.869	25.336	23.380	29.982	27.171	212.1

16th 18 Matteo BERTELLE Rivacold Snipers Tea ITA
Runs=3 Total laps=16 Full laps=11 Valid laps=8

1	2'50.923	33.127	24.876	30.984	28.426	
2	1'47.742 *	25.70*	24.069	30.153	27.811	213.0
3	1'46.762	25.331	23.763	30.065	27.603	213.5
4	1'45.593	25.130	23.410	29.675	27.378	215.3
5	1'45.467	24.930	23.348	29.927	27.262	213.5
6	1'45.018	24.935	23.236	29.614	27.233	213.0
7	1'44.938	24.961	23.215	29.641	27.121	211.7
8	1'44.840	24.960	23.197	29.537	27.146	213.5
9	1'52.858 P	26.756	24.468	30.885	30.749	212.6
10	5'07.129	33.325	24.270	30.016	27.263	
11	1'45.154	25.013	23.364	29.668	27.109	211.7
12	1'47.442 P	25.013	23.257	29.559	29.613	211.2
13	5'16.536	36.035	25.305	30.926	27.152	
14	1'44.266 *	24.82*	23.151	29.448	26.842	215.3
15	1'45.903 *	24.879	24.399	29.669*	26.956*	211.7
16	1'43.773	24.732	22.986	29.347	26.708	214.9

17th 19 Scott OGDEN VisionTrack Racing T GBR
Runs=2 Total laps=17 Full laps=13 Valid laps=9

1	2'51.619	35.119	24.785	31.209	28.473	
2	1'47.611 *	25.79*	23.693	30.573	27.551	213.5
3	1'46.241	25.308	23.523	30.133	27.277	214.4
4	1'47.336	25.931	23.748	30.254	27.403	215.3
5	1'45.788	25.248	23.318	30.098	27.124	212.1
6	1'44.821	25.019	23.107	29.695	27.000	216.7
7	1'44.996	24.909	23.278	29.737	27.072	215.8
8	1'44.215	24.912	23.010	29.670	26.623	214.4
9	1'50.589 P	24.960	23.265	30.041	32.323	213.5
10	5'58.208	32.218	23.765	31.654	27.941	
11	1'45.991 *	25.141	23.084	30.358*	27.408	212.1
12	1'44.223	25.056	22.965	29.520	26.682	212.1
13	1'47.714 *	27.36*	23.359	30.216	26.777	209.0
14	1'46.475 *	25.114	23.659*	30.826	26.876	212.1
15	1'43.994	24.848	22.922	29.507	26.717	213.9
16	1'43.835	24.741	22.827	29.550	26.717	215.3
17	1'58.424 P	29.53*	23.817	30.810*	34.267	209.9

18th 48 Ivan ORTOLÁ Angeluss MTA Team SPA
Runs=3 Total laps=14 Full laps=9 Valid laps=8

1	2'40.298 *	34.124	24.716	31.003*	28.556	
2	1'48.508	25.941	24.039	30.767	27.761	211.2
3	1'47.626 *	25.596	23.787	30.181*	28.062	212.6
4	1'46.895	25.503	23.613	30.230	27.549	213.0
5	1'45.987	25.071	23.503	29.874	27.539	212.1
6	1'45.873	25.269	23.430	29.966	27.208	215.3

Fastest Lap: Ayumu SASAKI Liqui Moly Husqvarna JPN **1'42.402** 24.600 22.551 28.790 26.461

These data/results cannot be reproduced, stored and/or transmitted in whole or in part by any manner of electronic, mechanical, photocopying, recording, broadcasting or otherwise now known or herein after developed without the previous express consent by the copyright owner, except for reproduction in daily press and regular printed publications on sale to the public within 60 days of the event related to those data/results and always provided that copyright symbol appears together as follows below.
© DORNA, 2023

Practice Nr. 1

Moto3

Lap	Lap Time	T1	T2	T3	T4	Speed	Lap	Lap Time	T1	T2	T3	T4	Speed
7	1'45.069	24.958	23.352	29.642	27.117	210.8	3	1'46.666	25.616	23.539	29.996	27.515	213.0
8	1'45.269	25.043	23.361	29.764	27.101	209.4	4	1'45.929	25.239	23.359	29.751	27.580	212.6
9	1'49.273 P	24.977	23.395	30.042*	30.859	211.2	5	1'46.408	25.525	23.310	29.999	27.574	210.3
10	4'57.581	34.988	24.253	30.212	27.325		6	1'46.694	25.194	23.255	29.869	28.376	213.0
11	1'45.442	25.082	23.404	29.675	27.281	211.2	7	1'45.235	25.248	23.155	29.569	27.263	212.6
12	1'47.778 P	24.939	23.362	29.921	29.556	210.8	8	1'45.577	25.357	23.101	29.716	27.403	209.9
13	4'56.803 *	32.849	23.819*	30.052	27.079		9	1'48.966 P	25.408	23.214	29.565	30.779	209.9
14	1'44.154	24.775	23.112	29.367	26.900	212.6	10	9'33.573	37.196	25.190	33.654	27.158	
unfinished		24.876	23.287			213.0	11	1'45.067	25.163	23.182	29.596	27.126	210.8

19th 7 Filippo FARIOLI Red Bull KTM Tech3 ITA
Runs=2 Total laps=16 Full laps=13 Valid laps=11

1	2'21.827 *	34.462	24.563	31.049*	28.494	
2	1'48.662	26.121	23.963	30.600	27.978	209.0
3	1'47.182	25.760	23.621	30.101	27.700	209.9
4	1'46.697	25.430	23.549	30.077	27.641	212.1
5	1'46.789	25.526	23.674	30.093	27.496	209.4
6	1'46.593	25.374	23.746	29.903	27.570	208.1
7	1'53.697	25.444	23.529	34.051	30.673	208.6
8	1'45.987	25.434	23.382	29.962	27.209	209.9
9	1'48.439 P	25.334	23.382	29.884*	29.839	210.8
10	8'51.978 *	32.736	23.703	29.677*	27.473	
11	1'45.111	25.182	23.070	29.659	27.200	209.0
12	1'44.196	25.061	22.938	29.372	26.825	208.6
13	1'44.174	24.938	22.979	29.394	26.863	209.9
14	2'02.200 *	42.13*	23.623*	29.278*	27.167	209.4
15	1'51.389 *	25.19*	23.145	29.548	33.497	211.2
16	1'45.319	25.192	23.100	29.549	27.478	213.0

20th 27 Kaito TOBA SIC58 Squadra Corse JPN
Runs=1 Total laps=20 Full laps=19 Valid laps=15

1	3'14.485	34.777	25.394	32.113	28.950	
2	1'49.000 *	26.52*	24.107	30.642	27.727	211.7
3	1'46.336	25.616	23.436	29.838	27.446	216.3
4	1'45.724	25.251	23.289	29.840	27.344	214.4
5	1'45.125	25.167	23.158	29.706	27.094	213.9
6	1'45.077	25.182	23.115	29.672	27.108	213.0
7	1'45.323	25.270	23.206	29.797	27.050	213.0
8	1'44.913	25.144	23.127	29.603	27.039	212.1
9	1'44.912	25.085	23.154	29.688	26.985	212.6
10	1'44.658	25.041	23.113	29.612	26.892	212.6
11	1'45.119	25.102	23.092	29.552	27.373	212.1
12	1'45.006	25.102	23.074	29.703	27.127	211.2
13	1'45.578	25.055	23.206	29.626	27.691	212.1
14	1'45.053	25.073	23.374	29.651	26.955	212.1
15	1'44.452	25.012	23.016	29.503	26.921	212.6
16	1'51.265 *	24.970	25.608*	33.594*	27.093	212.6
17	1'44.261	24.902	22.921	29.585	26.853	214.4
18	1'44.729 *	25.13*	23.054*	29.571	26.973	217.7
19	1'44.830 *	25.13*	23.025	29.592	27.081	212.6
20	1'44.603	25.016	23.003	29.581	27.003	213.5

21st 6 Ryusei YAMANAKA Gaviota GASGAS Asp JPN
Runs=2 Total laps=15 Full laps=12 Valid laps=9

1	2'45.711	34.080	24.631	31.432	28.939	
2	1'48.099 *	26.25*	23.679	30.351	27.819	209.9

22nd 64 Mario AJI Honda Team Asia INA
Runs=2 Total laps=10 Full laps=8 Valid laps=8

1	2'41.098 *	32.928	24.057	30.458*	27.993	
unfinished						208.6
2	1'56.809 *	33.86*	24.225	31.109	27.607	
3	1'46.404	25.857	23.438	30.280	26.829	207.7
4	1'44.707	25.238	22.917	29.723	26.829	209.0
5	1'45.913	25.685	23.477	29.803	26.948	209.0
6	1'44.398	25.127	22.861	29.550	26.860	210.3
7	1'46.180	25.443	23.213	29.932	27.592	206.8
8	1'44.960 *	25.17*	23.056	29.807	26.924	212.6
9	1'44.852	25.260	22.913	29.761	26.918	207.3
10	1'45.045	25.272	22.922	29.844	27.007	207.3

23rd 70 Joshua WHATLEY VisionTrack Racing T GBR
Runs=2 Total laps=16 Full laps=13 Valid laps=7

1	2'45.966 *	33.807	25.595	34.434*	28.773	
2	1'49.355 *	26.51*	24.355	30.722	27.764	209.9
3	1'47.661	25.664	24.124	30.237	27.636	212.1
4	1'47.069	25.403	23.756	30.231	27.679	212.1
5	1'46.763	25.396	23.493	30.520	27.354	210.3
6	1'45.160	25.116	23.269	29.603	27.172	213.5
7	1'45.100	25.124	23.207	29.787	26.982	211.7
8	1'44.603	24.952	23.178	29.516	26.957	213.0
9	1'52.348 P	26.368	24.658	31.046	30.276	213.0
10	9'07.176	34.341	23.872	33.661	29.927	
11	1'45.598 *	25.055	23.251	29.575*	27.717	212.6
12	1'44.406 *	24.947	22.953*	29.484	27.022	214.9
13	1'44.414	24.867	22.923	29.762	26.862	214.4
14	1'48.220 *	24.92*	25.214*	31.023	27.055	210.8
15	1'45.348 *	25.15*	23.337	29.630*	27.226	210.8
16	1'44.874 *	24.971	23.034	29.859*	27.010*	211.7

24th 95 Collin VEIJER Liqui Moly Husqvarna NED
Runs=2 Total laps=17 Full laps=14 Valid laps=11

1	3'47.412	34.323	26.226	32.816	29.472	
2	1'52.618	27.171	24.906	31.523	29.018	212.1
3	1'50.747	26.452	24.523	31.206	28.566	212.6
4	1'51.378	26.154	24.749	32.171	28.304	211.7
5	1'48.649	25.960	24.141	30.378	28.170	213.9
6	1'48.315	26.032	23.980	30.358	27.945	212.1
7	1'47.592	25.741	23.901	30.189	27.761	212.1

Fastest Lap: Ayumu SASAKI Liqui Moly Husqvarna JPN 1'42.402 24.600 22.551 28.790 26.461

These data/results cannot be reproduced, stored and/or transmitted in whole or in part by any manner of electronic, mechanical, photocopying, recording, broadcasting or otherwise now known or herein after developed without the previous express consent by the copyright owner, except for reproduction in daily press and regular printed publications on sale to the public within 60 days of the event related to those data/results and always provided that copyright symbol appears together as follows below.
© DORNA, 2023

Practice Nr. 1

Moto3

Lap	Lap Time	T1	T2	T3	T4	Speed	Lap	Lap Time	T1	T2	T3	T4	Speed
8	1'47.201	25.624	23.731	30.187	27.659	212.6	11	1'48.136	25.160	23.650	30.149	29.177	213.9
9	1'46.647	25.558	23.703	29.856	27.530	213.0	12	1'44.971	25.041	23.102	29.687	27.141	213.5
10	1'49.235 P	25.464	23.675	30.132	29.964	213.9	13	1'48.433 *	25.06*	23.264	30.285	29.821	215.3
11	5'45.677	33.025	24.328	30.233	27.563		14	1'50.185 *	25.09*	23.257	30.340	31.495	216.3
12	1'45.880	25.280	23.493	29.823	27.284	213.9	15	1'45.823	25.051	23.191	30.169	27.412	214.9
13	1'45.783 *	25.263	23.429*	29.831	27.260	213.9							
14	1'45.770	25.273	23.234	29.987	27.276	214.9							
15	1'45.829 *	25.34*	23.441*	29.740	27.307	214.9							
16	1'45.273 *	25.25*	23.218	29.544	27.256	215.8							
17	1'44.780	25.084	23.117	29.537	27.042	215.8							

25th 38 David SALVADOR CIP Green Power SPA
Runs=2 Total laps=13 Full laps=10 Valid laps=6

1	2'59.109 *	34.484	25.319	31.386*	29.072	
2	1'50.235 *	26.59*	24.565	30.918	28.160	209.4
3	1'48.603	25.931	24.216	30.498	27.958	211.7
4	1'51.603	25.904	23.907	32.692	29.100	211.7
5	1'46.842	25.545	23.714	30.096	27.487	213.5
6	1'46.505	25.589	23.465	29.974	27.477	212.1
7	1'53.938 P	25.665	24.409	30.045*	33.819	211.2
8	13'54.331	34.213	26.395	30.069	29.851	
9	1'49.334 *	25.220	23.588*	33.172	27.354	213.9
10	1'45.444	25.278	23.132	29.835	27.199	213.5
11	1'45.591 *	25.44*	23.450*	29.632	27.067	215.3
12	1'45.028 *	25.24*	23.102	29.620	27.066	213.9
13	1'44.820	25.053	23.209	29.659	26.899	214.4

26th 72 Taiyo FURUSATO Honda Team Asia JPN
Runs=2 Total laps=14 Full laps=11 Valid laps=8

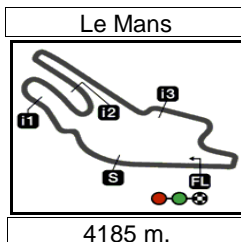
1	2'30.279 *	32.811	24.918	30.732*	28.619	
2	1'48.655	25.914	24.171	30.476	28.094	212.1
3	1'46.492	25.184	23.674	30.010	27.624	216.3
4	1'45.804	25.035	23.577	29.785	27.407	214.9
5	1'45.819	25.116	23.478	29.862	27.363	213.5
6	1'46.402 *	25.042	23.383	29.543*	28.434	213.0
7	1'47.109	25.368	23.555	30.276	27.910	210.3
8	1'45.799	25.274	23.411	29.707	27.407	211.2
9	1'52.797 P	26.74*	24.088	31.514	30.450	210.8
10	8'54.735 *	32.175	23.614	29.800*	27.402	
11	1'44.823	24.939	23.335	29.615	26.934	212.6
12	1'51.476 *	25.789	26.124	32.254*	27.309	212.1
13	1'44.853	24.914	23.177	29.582	27.180	214.9
14	1'46.106 *	24.43*	24.539	29.822	27.306	214.4

27th 22 Ana CARRASCO BOE Motorsports SPA
Runs=2 Total laps=15 Full laps=12 Valid laps=10

1	2'34.540	33.932	25.167	31.695	28.303	
2	1'48.864	26.151	24.147	30.423	28.143	212.1
3	1'47.782	25.524	23.909	30.475	27.874	212.6
4	1'52.586	25.419	25.210	32.616	29.341	212.1
5	1'47.070	25.370	23.816	30.335	27.549	213.5
6	1'46.429	25.292	23.609	30.166	27.362	212.1
7	1'47.988	25.293	24.669	30.093	27.933	211.7
8	1'45.935	25.188	23.402	30.042	27.303	213.5
9	1'49.411 P	25.168	23.403	29.924	30.916	213.9
10	10'29.368	36.341	24.278	30.098	27.173	

Fastest Lap: Ayumu SASAKI Liqui Moly Husqvarna JPN **1'42.402** 24.600 22.551 28.790 26.461

These data/results cannot be reproduced, stored and/or transmitted in whole or in part by any manner of electronic, mechanical, photocopying, recording, broadcasting or otherwise now known or herein after developed without the previous express consent by the copyright owner, except for reproduction in daily press and regular printed publications on sale to the public within 60 days of the event related to those data/results and always provided that copyright symbol appears together as follows below.
© DORNA, 2023



Results and timing service provided by **TISSOT**

Moto3™

SHARK GRAND PRIX DE FRANCE

Practice Nr. 1

Best Partial Times

IT Ideal Lap Time, sum of the best partial times

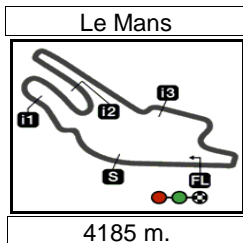
BT Best Lap Time

T1		T2		T3		T4				IT	BT	
Pos	Rider	Time	Rider	Time	Rider	Time	Rider	Time	Pos	Rider	IT	BT
1	D.HOLGADO	24.451	A.SASAKI	22.551	A.SASAKI	28.790	D.MOREIRA	26.345	1	A.SASAKI	1'42.402	1'42.402 (1)
2	D.MOREIRA	24.459	D.MOREIRA	22.622	D.MOREIRA	29.009	J.RUEDA	26.443	2	D.MOREIRA	1'42.435	1'42.510 (2)
3	A.SASAKI	24.600	T.SUZUKI	22.726	D.ÖNCÜ	29.024	A.SASAKI	26.461	3	D.ÖNCÜ	1'43.146	1'43.152 (3)
4	D.ALONSO	24.651	X.ARTIGAS	22.734	D.ALONSO	29.120	T.SUZUKI	26.502	4	D.HOLGADO	1'43.183	1'43.256 (5)
5	A.MIGNO	24.661	S.AZMAN	22.752	J.MASIA	29.171	R.FENATI	26.543	5	J.MASIA	1'43.186	1'43.383 (7)
6	J.KELSO	24.664	J.MASIA	22.753	D.HOLGADO	29.181	A.MIGNO	26.551	6	A.MIGNO	1'43.253	1'43.253 (4)
7	X.ARTIGAS	24.680	D.ÖNCÜ	22.754	X.ARTIGAS	29.186	J.MASIA	26.567	7	X.ARTIGAS	1'43.265	1'43.373 (6)
8	J.MASIA	24.695	A.MIGNO	22.757	T.SUZUKI	29.226	D.ÖNCÜ	26.611	8	D.ALONSO	1'43.285	1'43.465 (8)
9	M.BERTELLE	24.732	R.FENATI	22.798	J.RUEDA	29.243	S.OGDEN	26.623	9	J.RUEDA	1'43.306	1'43.596 (10)
10	S.AZMAN	24.740	S.OGDEN	22.827	R.ROSSI	29.265	D.HOLGADO	26.624	10	S.AZMAN	1'43.426	1'43.624 (11)
11	S.OGDEN	24.741	D.ALONSO	22.851	A.MIGNO	29.284	S.NEPA	26.639	11	T.SUZUKI	1'43.465	1'43.465 (9)
12	J.RUEDA	24.749	S.NEPA	22.855	S.NEPA	29.286	S.AZMAN	26.642	12	R.FENATI	1'43.535	1'43.696 (13)
13	D.ÖNCÜ	24.757	M.AJI	22.861	S.AZMAN	29.292	R.ROSSI	26.645	13	S.NEPA	1'43.545	1'43.665 (12)
14	S.NEPA	24.765	R.YAMANAKA	22.868	R.FENATI	29.294	D.ALONSO	26.663	14	J.KELSO	1'43.667	1'43.728 (14)
15	I.ORTOLÁ	24.775	J.RUEDA	22.871	J.KELSO	29.321	X.ARTIGAS	26.665	15	S.OGDEN	1'43.698	1'43.835 (17)
16	R.ROSSI	24.800	J.KELSO	22.909	M.BERTELLE	29.347	M.BERTELLE	26.708	16	R.ROSSI	1'43.754	1'43.754 (15)
17	J.WHATLEY	24.867	K.TOBA	22.921	I.ORTOLÁ	29.367	J.KELSO	26.773	17	M.BERTELLE	1'43.773	1'43.773 (16)
18	R.FENATI	24.900	J.WHATLEY	22.923	F.FARIOLI	29.372	F.FARIOLI	26.825	18	F.FARIOLI	1'44.073	1'44.174 (19)
19	K.TOBA	24.902	D.HOLGADO	22.927	R.YAMANAKA	29.405	M.AJI	26.829	19	R.YAMANAKA	1'44.108	1'44.269 (21)
20	T.FURUSATO	24.914	F.FARIOLI	22.938	J.WHATLEY	29.484	K.TOBA	26.853	20	J.WHATLEY	1'44.136	1'44.414 (23)
21	F.FARIOLI	24.938	M.BERTELLE	22.986	K.TOBA	29.503	R.YAMANAKA	26.855	21	I.ORTOLÁ	1'44.154	1'44.154 (18)
22	R.YAMANAKA	24.980	R.ROSSI	23.044	S.OGDEN	29.507	J.WHATLEY	26.862	22	K.TOBA	1'44.179	1'44.261 (20)
23	T.SUZUKI	25.011	A.CARRASCO	23.102	C.VEIJER	29.537	D.SALVADOR	26.899	23	M.AJI	1'44.367	1'44.398 (22)
24	A.CARRASCO	25.041	D.SALVADOR	23.102	M.AJI	29.550	I.ORTOLÁ	26.900	24	T.FURUSATO	1'44.607	1'44.823 (26)

These data/results cannot be reproduced, stored and/or transmitted in whole or in part by any manner of electronic, mechanical, photocopying, recording, broadcasting or otherwise now known or herein after developed without the previous express consent by the copyright owner, except for reproduction in daily press and regular printed publications on sale to the public within 60 days of the event related to those data/results and always provided that copyright symbol appears together as follows below.
© DORNA, 2023

Official MotoGP Timing by **TISSOT**
www.motogp.com





Results and timing service provided by **TISSOT**

Moto3™

SHARK GRAND PRIX DE FRANCE

Practice Nr. 1

Best Partial Times

IT Ideal Lap Time, sum of the best partial times

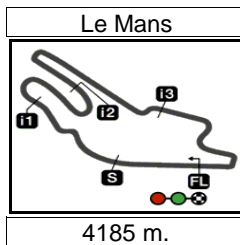
BT Best Lap Time

		T1		T2		T3		T4				
<i>Pos</i>	<i>Rider</i>	<i>Time</i>	<i>Rider</i>	<i>Time</i>	<i>Rider</i>	<i>Time</i>	<i>Rider</i>	<i>Time</i>	<i>Pos</i>	<i>Rider</i>	<i>IT</i>	<i>BT</i>
25	D.SALVADOR	25.053	I.ORTOLÁ	23.112	T.FURUSATO	29.582	T.FURUSATO	26.934	25	D.SALVADOR	1'44.674	1'44.820 (25)
26	C.VEIJER	25.084	C.VEIJER	23.117	D.SALVADOR	29.620	C.VEIJER	27.042	26	C.VEIJER	1'44.780	1'44.780 (24)
27	M.AJI	25.127	T.FURUSATO	23.177	A.CARRASCO	29.687	A.CARRASCO	27.141	27	A.CARRASCO	1'44.971	1'44.971 (27)

These data/results cannot be reproduced, stored and/or transmitted in whole or in part by any manner of electronic, mechanical, photocopying, recording, broadcasting or otherwise now known or herein after developed without the previous express consent by the copyright owner, except for reproduction in daily press and regular printed publications on sale to the public within 60 days of the event related to those data/results and always provided that copyright symbol appears together as follows below.
© DORNA, 2023

Official MotoGP Timing by **TISSOT**
www.motogp.com





Results and timing service provided by **TISSOT**

Moto3™

SHARK GRAND PRIX DE FRANCE

Practice Nr. 1

Fastest Laps Sequence

<i>Practice Time</i>	 <i>Rider</i>	<i>Nation</i>	<i>Motorcycle</i>	<i>Time</i>	<i>Km/h</i>	<i>Rider's Lap</i>
4'10.489	7 Filippo FARIOLI	ITA	KTM	1'48.662	138.6	2
4'10.590	96 Daniel HOLGADO	SPA	KTM	1'47.077	140.7	2
5'46.895	53 Deniz ÖNCÜ	TUR	KTM	1'46.912	140.9	2
5'57.121	96 Daniel HOLGADO	SPA	KTM	1'46.531	141.4	3
6'04.377	82 Stefano NEPA	ITA	KTM	1'45.877	142.2	3
6'57.866	24 Tatsuki SUZUKI	JPN	HONDA	1'45.776	142.4	3
7'49.907	82 Stefano NEPA	ITA	KTM	1'45.530	142.7	4
8'04.032	55 Romano FENATI	ITA	HONDA	1'45.471	142.8	4
8'13.445	16 Andrea MIGNO	ITA	KTM	1'45.241	143.1	4
8'36.519	10 Diogo MOREIRA	BRA	KTM	1'44.924	143.5	4
10'20.880	10 Diogo MOREIRA	BRA	KTM	1'44.361	144.3	5
12'04.817	10 Diogo MOREIRA	BRA	KTM	1'43.937	144.9	6
13'48.744	10 Diogo MOREIRA	BRA	KTM	1'43.927	144.9	7
18'04.069	53 Deniz ÖNCÜ	TUR	KTM	1'43.872	145.0	9
24'26.328	66 Joel KELSO	AUS	CFMOTO	1'43.728	145.2	9
27'32.927	53 Deniz ÖNCÜ	TUR	KTM	1'43.152	146.0	12
27'34.592	10 Diogo MOREIRA	BRA	KTM	1'42.510	146.9	12
31'11.564	71 Ayumu SASAKI	JPN	HUSQVARNA	1'42.402	147.1	12

These data/results cannot be reproduced, stored and/or transmitted in whole or in part by any manner of electronic, mechanical, photocopying, recording, broadcasting or otherwise now known or herein after developed without the previous express consent by the copyright owner, except for reproduction in daily press and regular printed publications on sale to the public within 60 days of the event related to those data/results and always provided that copyright symbol appears together as follows below.

© DORNA, 2023

Official MotoGP Timing by TISSOT
www.motogp.com

Le Mans, Friday, May 12, 2023

