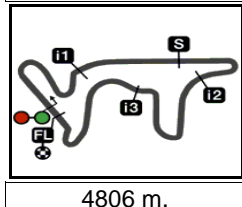


GRAN PREMIO MICHELIN® DE LA REPÚBLICA ARGENTINA

Free Practice

Classification

10



	Rider	Nation	Team	Motorcycle	Time	Lap	Total	Gap	Top Speed
1	1 <b>Francesco BAGNAIA</b>	ITA	Ducati Lenovo Team	DUCATI	<b>1'41.029</b>	7	12		<b>344.6</b>
2	72 <b>Marco BEZZECCHI</b>	ITA	Mooney VR46 Racing Team	DUCATI	<b>1'41.064</b>	5	11	0.035 0.035	<b>341.8</b>
3	42 <b>Alex RINS</b>	SPA	LCR Honda CASTROL	HONDA	<b>1'41.141</b>	6	11	0.112 0.077	<b>337.1</b>
4	12 <b>Maverick VIÑALES</b>	SPA	Aprilia Racing	APRILIA	<b>1'41.389</b>	8	13	0.360 0.248	<b>339.0</b>
5	73 <b>Alex MARQUEZ</b>	SPA	Gresini Racing MotoGP	DUCATI	<b>1'41.529</b>	8	11	0.500 0.140	<b>335.3</b>
6	25 <b>Raul FERNANDEZ</b>	SPA	CryptoDATA RNF MotoGP Team	APRILIA	<b>1'41.706</b>	8	9	0.677 0.177	<b>336.2</b>
7	36 <b>Joan MIR</b>	SPA	Repsol Honda Team	HONDA	<b>1'41.730</b>	6	13	0.701 0.024	<b>335.3</b>
8	30 <b>Takaaki NAKAGAMI</b>	JPN	LCR Honda IDEMITSU	HONDA	<b>1'42.146</b>	6	13	1.117 0.416	<b>334.4</b>
9	41 <b>Aleix ESPARGARO</b>	SPA	Aprilia Racing	APRILIA	<b>1'42.231</b>	5	8	1.202 0.085	<b>339.0</b>
10	37 <b>Augusto FERNANDEZ</b>	SPA	GASGAS Factory Racing Tech3	KTM	<b>1'42.349</b>	6	12	1.320 0.118	<b>334.4</b>
11	43 <b>Jack MILLER</b>	AUS	Red Bull KTM Factory Racing	KTM	<b>1'42.626</b>	7	13	1.597 0.277	<b>338.1</b>
12	20 <b>Fabio QUARTARARO</b>	FRA	Monster Energy Yamaha MotoGP	YAMAHA	<b>1'42.688</b>	11	12	1.659 0.062	<b>336.2</b>
13	10 <b>Luca MARINI</b>	ITA	Mooney VR46 Racing Team	DUCATI	<b>1'43.032</b>	5	11	2.003 0.344	<b>336.2</b>
14	89 <b>Jorge MARTIN</b>	SPA	Prima Pramac Racing	DUCATI	<b>1'43.167</b>	11	13	2.138 0.135	<b>335.3</b>
15	33 <b>Brad BINDER</b>	RSA	Red Bull KTM Factory Racing	KTM	<b>1'43.792</b>	14	15	2.763 0.625	<b>334.4</b>
16	49 <b>Fabio DI GIANNANTONIO</b>	ITA	Gresini Racing MotoGP	DUCATI	<b>1'45.460</b>	3	6	4.431 1.668	<b>334.4</b>
17	5 <b>Johann ZARCO</b>	FRA	Prima Pramac Racing	DUCATI	<b>1'45.832</b>	7	8	4.803 0.372	<b>334.4</b>
18	21 <b>Franco MORBIDELLI</b>	ITA	Monster Energy Yamaha MotoGP	YAMAHA	<b>1'46.534</b>	6	9	5.505 0.702	<b>336.2</b>

Practice condition: Dry

Air: 17°

Humidity: 72%

Ground: 20°

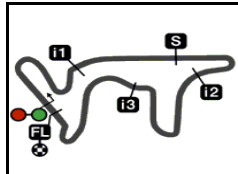
<b>Fastest Lap:</b>	Lap: 7	<b>Francesco BAGNAIA</b>	<b>1'41.029</b>	171.2 Km/h
<b>Best Race Lap:</b>	2015	<b>Valentino ROSSI</b>	<b>1'39.019</b>	174.7 Km/h
<b>All Time Lap Record:</b>	2014	<b>Marc MARQUEZ</b>	<b>1'37.683</b>	177.1 Km/h

The results are provisional until the end of the limit for protest and appeals.

Time limit for protest expires 30' after publication of the results - ..... Time: .....

These data/results cannot be reproduced, stored and/or transmitted in whole or in part by any manner of electronic, mechanical, photocopying, recording, broadcasting or otherwise now known or herein after developed without the previous express consent by the copyright owner, except for reproduction in daily press and regular printed publications on sale to the public within 60 days of the event related to those data/results and always provided that copyright symbol appears together as follows below.

© DORNA, 2023



4806 m.

**GRAN PREMIO MICHELIN® DE LA REPÚBLICA ARGENTINA****Free Practice****Top Speed & Average****12**

<i>Rider</i>	<i>Nation</i>	<i>Motorcycle</i>	<i>Top 5 speeds</i>					<i>Average</i>	<i>Top</i>
1 <b>Francesco BAGNAIA</b>	<b>ITA</b>	DUCATI	344.6	339.9	339.0	339.0	339.0	340.3	<b>344.6</b>
72 <b>Marco BEZZECCHI</b>	<b>ITA</b>	DUCATI	341.8	341.8	339.9	338.1	337.1	339.7	<b>341.8</b>
12 <b>Maverick VIÑALES</b>	<b>SPA</b>	APRILIA	339.0	338.1	338.1	336.2	335.3	337.3	<b>339.0</b>
41 <b>Aleix ESPARGARO</b>	<b>SPA</b>	APRILIA	339.0	337.1	334.4	334.4	330.9	335.2	<b>339.0</b>
43 <b>Jack MILLER</b>	<b>AUS</b>	KTM	338.1	335.3	335.3	334.4	333.6	335.1	<b>338.1</b>
42 <b>Alex RINS</b>	<b>SPA</b>	HONDA	337.1	337.1	335.3	334.4	331.8	335.1	<b>337.1</b>
10 <b>Luca MARINI</b>	<b>ITA</b>	DUCATI	336.2	334.4	334.4	333.6	333.6	334.4	<b>336.2</b>
20 <b>Fabio QUARTARARO</b>	<b>FRA</b>	YAMAHA	336.2	334.4	333.6	333.6	333.6	334.3	<b>336.2</b>
21 <b>Franco MORBIDELLI</b>	<b>ITA</b>	YAMAHA	336.2	332.7	332.7	331.8	331.8	333.0	<b>336.2</b>
25 <b>Raul FERNANDEZ</b>	<b>SPA</b>	APRILIA	336.2	335.3	334.4	332.7	331.8	334.1	<b>336.2</b>
36 <b>Joan MIR</b>	<b>SPA</b>	HONDA	335.3	335.3	334.4	334.4	334.4	334.8	<b>335.3</b>
73 <b>Alex MARQUEZ</b>	<b>SPA</b>	DUCATI	335.3	334.4	334.4	334.4	334.4	334.6	<b>335.3</b>
89 <b>Jorge MARTIN</b>	<b>SPA</b>	DUCATI	335.3	335.3	335.3	334.4	333.6	334.6	<b>335.3</b>
5 <b>Johann ZARCO</b>	<b>FRA</b>	DUCATI	334.4	333.6	332.7	326.6	316.7	328.8	<b>334.4</b>
30 <b>Takaaki NAKAGAMI</b>	<b>JPN</b>	HONDA	334.4	330.0	330.0	329.2	327.4	329.7	<b>334.4</b>
33 <b>Brad BINDER</b>	<b>RSA</b>	KTM	334.4	334.4	334.4	332.7	332.7	333.7	<b>334.4</b>
37 <b>Augusto FERNANDEZ</b>	<b>SPA</b>	KTM	334.4	333.6	333.6	333.6	330.0	333.0	<b>334.4</b>
49 <b>Fabio DI GIANNANTONIO</b>	<b>ITA</b>	DUCATI	334.4	334.4	333.6	329.2	325.7	331.5	<b>334.4</b>

These data/results cannot be reproduced, stored and/or transmitted in whole or in part by any manner of electronic, mechanical, photocopying, recording, broadcasting or otherwise now known or herein after developed without the previous express consent by the copyright owner, except for reproduction in daily press and regular printed publications on sale to the public within 60 days of the event related to those data/results and always provided that copyright symbol appears together as follows below.

© DORNA, 2023

Official MotoGP Timing by **TISSOT**  
www.motogp.com



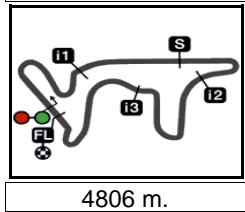
**Termas de Río Hondo, Saturday, April 01, 2023**

GRAN PREMIO MICHELIN® DE LA REPÚBLICA ARGENTINA

Free Practice

Chronological Analysis of Performances

13



\* Lap / Sector time cancelled      T1 Time from finish line to 1st intermediate      T3 Time from 2nd intermed. to 3rd intermed.  
 P Crossing the finish line in pit lane      T2 Time from 1st intermed. to 2nd intermed.      T4 Time from 3rd intermediate to finish line  
 \*\*Tyre data subject to further updates

Lap	Lap Time	T1	T2	T3	T4	Speed	Lap	Lap Time	T1	T2	T3	T4	Speed																																																									
<b>1st</b>	<b>1</b>	<b>Francesco BAGNAIA</b> DUCATI ITA Ducati Lenovo Team						Run #	1	Front Tyre	Slick-Medium	Rear Tyre	Slick-Medium																																																									
		Runs=2 Total laps=12		Full laps=9 Valid laps=9					5 Laps at start		4 Laps at start																																																											
Run #	1	Front Tyre	Slick-Medium	Rear Tyre	Slick-Medium																																																																	
		4 Laps at start		3 Laps at start																																																																		
1	2'14.914	31.438	25.968	28.306	26.696	316.7	1	2'16.067	32.321	26.058	28.925	26.713	306.6																																																									
2	1'47.865	30.564	24.479	26.715	26.107	335.3	2	1'47.446	30.173	24.781	26.765	25.727	311.9																																																									
3	1'44.222	29.358	24.070	26.057	24.737	335.3	3	1'45.195	29.557	24.252	25.979	25.407	337.1																																																									
4	1'42.710	28.543	23.919	25.781	24.467	337.1	4	1'42.245	28.326	23.921	25.528	24.470	337.1																																																									
5	1'41.795	28.222	23.679	25.555	24.339	339.0	5	1'42.578	28.302	24.026	25.737	24.513	334.4																																																									
6	1'42.254	27.925	23.429	25.671	25.229	339.9	6	1'41.141	27.710	23.678	25.432	24.321	335.3																																																									
7	1'41.029	27.740	23.489	25.628	24.172	344.6	7	1'44.496 P	28.517	24.944	26.079	24.956	329.2																																																									
8	1'45.587 P	29.329	23.990	26.383	25.885	334.4	Run #	2	Front Tyre	Slick-Medium	Rear Tyre	Slick-Medium																																																										
		12 Laps at start		11 Laps at start					12 Laps at start		11 Laps at start																																																											
Run #	2	Front Tyre	Slick-Medium	Rear Tyre	Slick-Medium		8	5'24.569	30.662	24.984	26.952	25.577	326.6																																																									
		12 Laps at start		11 Laps at start			9	1'45.422 P	28.586	24.261	26.520	26.055	330.0																																																									
9	11'40.467	34.923	26.443	27.105	25.394	308.1	Run #	3	Front Tyre	Slick-Medium	Rear Tyre	Slick-Medium																																																										
10	1'43.650	28.698	24.140	26.055	24.757	337.1		14 Laps at start		13 Laps at start																																																												
11	1'42.454	28.183	23.705	25.764	24.802	339.0	10	8'54.179	30.087	26.169	27.303	25.944	302.1																																																									
12	1'43.958	28.731	23.952	26.033	25.242	339.0	11	1'48.163	29.566	24.772	27.370	26.455	331.8																																																									
<b>2nd</b>	<b>72</b>	<b>Marco BEZZECCHI</b> DUCATI ITA Mooney VR46 Racing Team						<b>4th</b>	<b>12</b>	<b>Maverick VIÑALES</b> APRILIA SPA Aprilia Racing																																																												
		Runs=3 Total laps=11		Full laps=6 Valid laps=6					Runs=2 Total laps=13		Full laps=10 Valid laps=10																																																											
Run #	1	Front Tyre	Slick-Soft	Rear Tyre	Slick-Medium		Run #	1	Front Tyre	Slick-Medium	Rear Tyre	Slick-Medium																																																										
		11 Laps at start		5 Laps at start					New Tyre		4 Laps at start																																																											
1	2'12.464	33.312	29.109	30.999	28.398	251.7	1	2'44.059	30.734	26.152	28.363	26.779	305.1																																																									
2	1'50.674	31.143	25.496	27.387	26.648	327.4	2	1'48.389	30.427	25.082	27.090	25.790	330.9																																																									
3	1'44.958	29.460	24.218	26.038	25.242	336.2	3	1'45.297	28.940	24.190	26.581	25.586	339.0																																																									
4	1'42.623	28.543	23.850	25.674	24.556	339.9	4	1'44.225	28.627	24.277	26.154	25.167	334.4																																																									
5	1'41.064	27.863	23.562	25.362	24.277	341.8	5	1'43.119	28.204	23.952	25.908	25.055	335.3																																																									
6	1'41.207	27.739	23.461	25.540	24.467	341.8	6	1'42.200	27.947	23.837	25.780	24.636	338.1																																																									
7	1'41.233	27.812	23.598	25.347	24.476	337.1	7	1'42.582	28.274	23.962	25.643	24.703	333.6																																																									
8	1'45.518 P	30.005	24.035	26.303	25.175	338.1	8	1'41.389	27.887	23.554	25.338	24.610	338.1																																																									
		19 Laps at start		13 Laps at start			9	1'51.991 P	30.948	26.714	27.246	27.083	278.6																																																									
Run #	2	Front Tyre	Slick-Soft	Rear Tyre	Slick-Medium		Run #	2	Front Tyre	Slick-Medium	Rear Tyre	Slick-Medium																																																										
		19 Laps at start		13 Laps at start					9 Laps at start		13 Laps at start																																																											
9	7'00.190	30.262	26.601	27.253	26.406	312.7	10	8'17.774	29.619	25.072	27.464	26.085	325.7																																																									
10	1'47.213 P	30.385	24.753	26.616	25.459	332.7	11	1'46.243	28.912	25.265	26.801	25.265	333.6																																																									
Run #	3	Front Tyre	Slick-Soft	Rear Tyre	Slick-Medium		12	1'43.418	28.377	24.063	25.978	25.000	336.2																																																									
		21 Laps at start		15 Laps at start			13	1'54.196	31.091	25.934	29.892	27.279	328.3																																																									
11	8'01.237	34.225	27.544	29.339	26.992	305.8	<b>3rd</b>	<b>42</b>	<b>Alex RINS</b> HONDA SPA LCR Honda CASTROL						<b>5th</b>	<b>73</b>	<b>Alex MARQUEZ</b> DUCATI SPA Gresini Racing MotoGP							Runs=3 Total laps=11		Full laps=6 Valid laps=6					Runs=3 Total laps=11		Full laps=6 Valid laps=6			Run #	1	Front Tyre	Slick-Soft	Rear Tyre	Slick-Medium		Run #	1	Front Tyre	Slick-Soft	Rear Tyre	Slick-Medium				New Tyre		4 Laps at start					New Tyre		4 Laps at start			1	2'15.222	31.204	25.896	27.823	26.508	304.3
<b>3rd</b>	<b>42</b>	<b>Alex RINS</b> HONDA SPA LCR Honda CASTROL						<b>5th</b>	<b>73</b>	<b>Alex MARQUEZ</b> DUCATI SPA Gresini Racing MotoGP																																																												
		Runs=3 Total laps=11		Full laps=6 Valid laps=6					Runs=3 Total laps=11		Full laps=6 Valid laps=6																																																											
Run #	1	Front Tyre	Slick-Soft	Rear Tyre	Slick-Medium		Run #	1	Front Tyre	Slick-Soft	Rear Tyre	Slick-Medium																																																										
		New Tyre		4 Laps at start					New Tyre		4 Laps at start																																																											
1	2'15.222	31.204	25.896	27.823	26.508	304.3																																																																

**Fastest Lap:** Francesco BAGNAIA Ducati Lenovo Team ITA 1'41.029 27.740 23.489 25.628 24.172

These data/results cannot be reproduced, stored and/or transmitted in whole or in part by any manner of electronic, mechanical, photocopying, recording, broadcasting or otherwise now known or herein after developed without the previous express consent by the copyright owner, except for reproduction in daily press and regular printed publications on sale to the public within 60 days of the event related to those data/results and always provided that copyright symbol appears together as follows below.  
 © DORNA, 2023



# Free Practice

# MotoGP

Lap	Lap Time	T1	T2	T3	T4	Speed	Lap	Lap Time	T1	T2	T3	T4	Speed	
2	<b>1'47.642</b>	30.365	24.515	26.734	26.028	326.6	2	<b>1'50.610</b>	30.888	25.711	27.930	26.081	298.5	
3	1'43.957 P	29.406	24.117	26.047	24.387	325.7	3	<b>1'47.589</b>	29.741	24.875	27.273	25.700	320.7	
<b>Run # 2</b>	<b>Front Tyre</b>	Slick-Soft		<b>Rear Tyre</b>	Slick-Medium		4	<b>1'44.570</b>	28.867	24.325	26.390	24.988	327.4	
		3 Laps at start			4 Laps at start			5	<b>1'42.946</b>	28.329	24.107	25.767	24.743	330.0
4	6'16.847 *	29.492	24.484	26.690	25.440*	330.9	6	<b>1'42.146</b>	28.043	23.855	25.564	24.684	334.4	
5	<b>1'43.463</b>	28.524	24.064	25.780	25.095	334.4	7	1'45.215 P	28.329	24.049	26.573	26.264	327.4	
6	<b>1'42.495</b>	28.204	23.770	25.746	24.775	335.3	<b>Run # 2</b>	<b>Front Tyre</b>	Slick-Medium		<b>Rear Tyre</b>	Slick-Medium		
7	<b>1'41.789</b>	28.026	23.686	25.571	24.506	334.4			7 Laps at start			12 Laps at start		
8	<b>1'41.529</b>	27.787	23.652	25.592	24.498	334.4	8	9'29.147	32.768	26.384	29.052	28.122	313.5	
9	1'47.992 P	30.623	25.138	27.054	25.177	324.9	9	<b>1'48.088</b>	29.942	24.739	27.178	26.229	326.6	
<b>Run # 3</b>	<b>Front Tyre</b>	Slick-Soft		<b>Rear Tyre</b>	Slick-Medium		10	<b>1'45.412</b>	28.962	24.321	26.743	25.386	329.2	
		9 Laps at start			10 Laps at start			11	<b>1'48.537</b>	31.097	25.077	26.963	25.400	323.2
10	8'02.560	29.138	24.457	26.719	25.464	334.4	12	<b>1'45.397</b>	28.826	24.353	26.777	25.441	330.0	
11	<b>1'44.103</b>	28.855	23.931	26.363	24.954	334.4	13	<b>1'55.409</b>	32.777	26.402	29.884	26.346	320.7	

**6th 25 Raul FERNANDEZ** APRILIA SPA  
 CryptoDATA RNF MotoGP Team  
 Runs=1 Total laps=9 Full laps=7 Valid laps=7

Run #	1	Front Tyre	Slick-Medium	Rear Tyre	Slick-Medium	Speed
		4 Laps at start		4 Laps at start		
1	2'37.062	30.558	25.339	27.669	26.995	323.2
2	<b>1'47.085</b>	29.757	24.938	26.825	25.565	328.3
3	<b>1'44.261</b>	28.903	24.366	26.104	24.888	330.9
4	<b>1'43.174</b>	28.530	24.267	25.686	24.691	332.7
5	<b>1'42.773</b>	28.120	24.143	25.610	24.900	335.3
6	<b>1'51.968</b>	32.765	24.241	28.105	26.857	331.8
7	<b>1'43.896</b>	28.797	24.174	26.173	24.752	334.4
8	<b>1'41.706</b>	27.962	23.725	25.498	24.521	336.2
9	1'51.862 P	32.243	25.517	27.179	26.923	324.9

**7th 36 Joan MIR** HONDA SPA  
 Repsol Honda Team  
 Runs=2 Total laps=13 Full laps=9 Valid laps=9

Run #	1	Front Tyre	Slick-Medium	Rear Tyre	Slick-Medium	Speed	
		3 Laps at start		4 Laps at start			
1	2'11.597	31.534	25.674	28.031	27.182	315.1	
2	<b>1'48.305</b>	30.205	25.155	27.143	25.802	319.9	
3	<b>1'49.240</b>	33.590	24.460	26.146	25.044	315.1	
4	<b>1'43.037</b>	28.451	24.200	25.743	24.643	330.9	
5	<b>1'42.246</b>	27.930	23.957	25.677	24.682	335.3	
6	<b>1'41.730</b>	27.839	23.943	25.457	24.491	334.4	
7	<b>1'41.906</b>	27.874	23.808	25.537	24.687	335.3	
8	1'54.932 P	32.239	25.791	28.674	28.228	310.4	
<b>Run # 2</b>	<b>Front Tyre</b>	Slick-Medium		<b>Rear Tyre</b>	Slick-Medium		
		11 Laps at start			12 Laps at start		
9	9'45.088	29.457	25.494	27.634	26.755	324.0	
10	<b>1'44.077</b>	28.841	24.318	26.004	24.914	331.8	
11	<b>1'42.672</b>	28.099	24.134	25.828	24.611	334.4	
12	<b>1'42.514</b>	28.030	23.956	25.726	24.802	334.4	
13	1'44.582 P	28.624	24.135	25.965	25.858	333.6	

**8th 30 Takaaki NAKAGAMI** HONDA JPN  
 LCR Honda IDEMITSU  
 Runs=2 Total laps=13 Full laps=10 Valid laps=10

Run #	1	Front Tyre	Slick-Medium	Rear Tyre	Slick-Medium	Speed
		New Tyre		5 Laps at start		
1	2'39.865	32.042	28.802	33.513	27.613	281.7

**9th 41 Aleix ESPARGARO** APRILIA SPA  
 Aprilia Racing  
 Runs=2 Total laps=8 Full laps=4 Valid laps=4

Run #	1	Front Tyre	Slick-Medium	Rear Tyre	Slick-Medium	Speed	
		New Tyre		4 Laps at start			
1	2'36.032	32.134	26.519	28.677	27.421	310.4	
2	<b>1'48.984</b>	30.287	25.355	27.270	26.072	329.2	
3	<b>1'44.749</b>	29.082	24.395	26.195	25.077	334.4	
4	<b>1'43.542</b>	28.360	24.114	25.817	25.251	337.1	
5	<b>1'42.231</b>	28.132	23.954	25.532	24.613	339.0	
6	1'47.919 P	31.845	24.355	26.683	25.036	330.9	
<b>Run # 2</b>	<b>Front Tyre</b>	Slick-Medium		<b>Rear Tyre</b>	Slick-Medium		
		6 Laps at start			3 Laps at start		
7	13'49.821	30.699	25.920	27.955	26.688	317.5	
8	1'46.915 P	29.575	24.218	27.172	25.950	334.4	

**10th 37 Augusto FERNANDEZ** KTM SPA  
 GASGAS Factory Racing Tech3  
 Runs=2 Total laps=12 Full laps=8 Valid laps=8

Run #	1	Front Tyre	Slick-Medium	Rear Tyre	Slick-Medium	Speed	
		8 Laps at start		3 Laps at start			
1	2'37.694	33.610	27.814	28.941	27.770	254.7	
2	<b>1'49.749</b>	30.536	25.749	27.271	26.193	299.2	
3	<b>1'45.194</b>	29.137	24.689	26.287	25.081	330.0	
4	<b>1'43.127</b>	28.411	24.257	25.831	24.628	333.6	
5	<b>1'42.454</b>	28.151	24.090	25.737	24.476	334.4	
6	<b>1'42.349</b>	28.067	24.041	25.600	24.641	333.6	
7	1'54.737 P	30.037	30.503	28.320	25.877	220.2	
<b>Run # 2</b>	<b>Front Tyre</b>	Slick-Medium		<b>Rear Tyre</b>	Slick-Medium		
		15 Laps at start			10 Laps at start		
8	10'46.944	30.955	26.387	27.215	26.206	305.8	
9	<b>1'46.501</b>	29.461	24.889	26.472	25.679	329.2	
10	<b>1'44.841</b>	28.617	24.297	26.249	25.678	333.6	
11	<b>1'56.019</b>	29.350	28.016	32.406	26.247	309.6	
12	1'53.094 P	33.028	26.475	28.067	25.524	313.5	

**11th 43 Jack MILLER** KTM AUS  
 Red Bull KTM Factory Racing  
 Runs=2 Total laps=13 Full laps=9 Valid laps=9

Run #	1	Front Tyre	Slick-Medium	Rear Tyre	Slick-Medium	Speed
		13 Laps at start		7 Laps at start		
1	2'35.240	30.190	26.158	28.554	26.379	301.4

**Fastest Lap:** Francesco BAGNAIA Ducati Lenovo Team ITA **1'41.029** 27.740 23.489 25.628 24.172

These data/results cannot be reproduced, stored and/or transmitted in whole or in part by any manner of electronic, mechanical, photocopying, recording, broadcasting or otherwise now known or herein after developed without the previous express consent by the copyright owner, except for reproduction in daily press and regular printed publications on sale to the public within 60 days of the event related to those data/results and always provided that copyright symbol appears together as follows below.  
 © DORNA, 2023



# Free Practice

# MotoGP

Lap	Lap Time	T1	T2	T3	T4	Speed
2	<b>1'47.485</b>	29.820	24.903	26.998	25.764	330.0
3	<b>1'44.990</b>	29.143	24.448	26.260	25.139	333.6
4	<b>1'43.580</b>	28.643	24.254	25.982	24.701	331.8
5	<b>1'42.933</b>	28.278	24.039	<b>25.530</b>	25.086	<b>338.1</b>
6	<b>1'50.307</b>	33.887	24.665	26.324	25.431	324.9
7	<b>1'42.626</b>	28.504	24.059	25.603	<b>24.460</b>	335.3
8	<b>1'42.722</b>	<b>28.211</b>	<b>23.893</b>	25.753	24.865	334.4
9	1'53.485 P	33.875	25.617	27.189	26.804	320.7
Run #	2	Front Tyre Slick-Medium	Rear Tyre Slick-Medium			
		22 Laps at start		16 Laps at start		
10	9'08.958	32.789	25.115	27.267	26.302	328.3
11	<b>1'45.266</b>	29.814	24.251	26.340	24.861	333.6
12	<b>1'44.045</b>	28.652	24.285	26.152	24.956	335.3
13	1'52.593 P	36.702	24.934	26.294	24.663	331.8

12th	20	Fabio QUARTARARO	YAMAHA	FRA
		Monster Energy Yamaha MotoGP		
		Runs=2	Total laps=12	Full laps=8 Valid laps=8
Run #	1	Front Tyre Slick-Soft	Rear Tyre Slick-Medium	
		15 Laps at start		5 Laps at start
1	5'32.832	30.872	25.656	28.559 27.579 325.7
2	<b>1'49.444</b>	30.810	25.088	27.410 26.136 330.0
3	<b>1'45.710</b>	29.420	24.406	26.375 25.509 332.7
4	<b>1'44.458</b>	28.870	24.102	26.155 25.331 333.6
5	<b>1'43.532</b>	28.662	<b>23.690</b>	25.930 25.250 <b>336.2</b>
6	<b>1'44.414</b>	28.560	24.020	26.206 25.628 333.6
7	1'46.972 P	28.257	24.950	25.869 27.896 326.6
Run #	2	Front Tyre Slick-Soft	Rear Tyre Slick-Medium	
		22 Laps at start		12 Laps at start
8	7'21.254	29.762	24.554	26.856 26.015 330.9
9	<b>1'44.867</b>	28.759	24.074	26.093 25.941 330.9
10	<b>1'43.195</b>	28.578	23.877	<b>25.777</b> 24.963 332.7
11	<b>1'42.688</b>	<b>28.158</b>	23.808	25.856 <b>24.866</b> 333.6
12	1'45.989 P	28.303	23.740	27.758 26.188 334.4

13th	10	Luca MARINI	DUCATI	ITA
		Mooney VR46 Racing Team		
		Runs=3	Total laps=11	Full laps=6 Valid laps=6
Run #	1	Front Tyre Slick-Medium	Rear Tyre Slick-Medium	
		7 Laps at start		4 Laps at start
1	2'58.579	30.673	26.761	29.124 27.193 288.9
2	<b>1'48.320</b>	30.136	25.092	27.308 25.784 330.9
3	<b>1'45.865</b>	29.225	24.540	26.549 25.551 333.6
4	<b>1'44.854</b>	28.722	24.691	26.307 25.134 330.9
5	<b>1'43.032</b>	<b>28.443</b>	24.000	<b>25.736</b> <b>24.853</b> <b>336.2</b>
6	<b>1'43.430</b>	28.561	<b>23.910</b>	25.742 25.217 334.4
7	1'52.470 P	31.081	25.767	28.679 26.943 323.2
Run #	2	Front Tyre Slick-Medium	Rear Tyre Slick-Medium	
		14 Laps at start		11 Laps at start
8	10'21.205	31.018	25.782	27.980 27.062 321.5
9	<b>1'47.686</b>	29.715	24.624	27.194 26.153 333.6
10	1'47.537 P	29.079	24.360	26.455 27.643 334.4
Run #	3	Front Tyre Slick-Medium	Rear Tyre Slick-Medium	
		17 Laps at start		14 Laps at start
11	4'03.007	32.336	26.204	28.348 27.520 300.0

14th	89	Jorge MARTIN	DUCATI	SPA
		Prima Pramac Racing		
		Runs=2	Total laps=13	Full laps=10 Valid laps=10
Run #	1	Front Tyre Slick-Medium	Rear Tyre Slick-Medium	
		15 Laps at start		5 Laps at start
1	2'25.339	32.138	25.657	27.131 26.890 327.4
2	<b>1'50.912</b>	30.730	25.250	27.919 27.013 330.9
3	<b>1'47.264</b>	30.126	24.902	26.600 25.636 330.0
4	<b>1'45.400</b>	29.346	24.690	26.173 25.191 330.9
5	<b>1'47.259</b>	28.653	24.210	<b>25.869</b> 28.527 334.4
6	<b>1'44.212</b>	28.839	<b>23.989</b>	26.531 24.853 <b>335.3</b>
7	1'53.047 P	31.236	27.727	28.352 25.732 326.6
Run #	2	Front Tyre Slick-Medium	Rear Tyre Slick-Medium	
		22 Laps at start		12 Laps at start
8	9'11.409	31.490	25.602	27.107 26.203 324.9
9	<b>1'47.120</b>	29.320	25.141	26.318 26.341 331.8
10	<b>1'44.981</b>	28.742	24.129	26.922 25.188 333.6
11	<b>1'43.167</b>	<b>28.323</b>	24.148	25.906 <b>24.790</b> 335.3
12	<b>1'45.967</b>	28.802	24.333	27.254 25.578 333.6
13	<b>1'48.639</b>	31.330	25.036	26.571 25.702 335.3

15th	33	Brad BINDER	KTM	RSA
		Red Bull KTM Factory Racing		
		Runs=2	Total laps=15	Full laps=11 Valid laps=11
Run #	1	Front Tyre Slick-Medium	Rear Tyre Slick-Medium	
		New Tyre	4 Laps at start	
1	2'23.357	31.768	26.759	30.699 28.007 290.9
2	<b>1'52.418</b>	31.576	25.940	27.941 26.961 318.3
3	<b>1'48.436</b>	29.796	26.002	26.771 25.867 317.5
4	<b>1'45.431</b>	29.171	24.894	26.088 25.278 330.9
5	<b>1'44.454</b>	28.643	24.298	26.090 25.423 <b>334.4</b>
6	<b>1'51.526</b>	28.554	24.347	32.771 25.854 332.7
7	<b>1'45.318</b>	29.359	24.944	<b>25.868</b> 25.147 334.4
8	<b>1'49.677</b>	31.980	25.575	26.573 25.549 331.8
9	1'44.575 P	28.390	24.446	26.258 25.481 331.8
Run #	2	Front Tyre Slick-Medium	Rear Tyre Slick-Medium	
		9 Laps at start		13 Laps at start
10	5'55.331	32.146	30.370	28.124 26.578 324.9
11	<b>1'46.288</b>	29.064	24.774	26.983 25.467 325.7
12	<b>1'50.491</b>	<b>28.119</b>	24.413	32.396 25.563 330.0
13	<b>1'48.682</b>	28.317	24.314	30.463 25.588 332.7
14	<b>1'43.792</b>	28.215	<b>24.200</b>	26.274 <b>25.103</b> 334.4
15	1'54.321 P	33.895	26.068	28.145 26.213 326.6

16th	49	Fabio DI GIANNANTONI	DUCATI	ITA
		Gresini Racing MotoGP		
		Runs=2	Total laps=6	Full laps=2 Valid laps=2
Run #	1	Front Tyre Slick-Medium	Rear Tyre Slick-Medium	
		New Tyre	8 Laps at start	
1	2'15.489	31.850	26.223	27.852 26.523 297.8
2	<b>1'47.917</b>	30.486	24.753	26.606 26.072 <b>334.4</b>
3	<b>1'45.460</b>	29.540	24.525	26.041 <b>25.354</b> 333.6
4	1'43.542 P	<b>28.493</b>	<b>24.152</b>	<b>25.566</b> 25.331 334.4
Run #	2	Front Tyre Slick-Medium	Rear Tyre Slick-Medium	
		4 Laps at start		4 Laps at start
5	6'59.649	31.053	24.890	27.168 27.091 325.7

**Fastest Lap:** Francesco BAGNAIA      Ducati Lenovo Team      ITA      **1'41.029**      27.740      23.489      25.628      24.172

These data/results cannot be reproduced, stored and/or transmitted in whole or in part by any manner of electronic, mechanical, photocopying, recording, broadcasting or otherwise now known or herein after developed without the previous express consent by the copyright owner, except for reproduction in daily press and regular printed publications on sale to the public within 60 days of the event related to those data/results and always provided that copyright symbol appears together as follows below.  
© DORNA, 2023

Official MotoGP Timing by TISSOT  
www.motogp.com





## Free Practice

MotoGP

Lap	Lap Time		T1	T2	T3	T4	Speed	Lap	Lap Time		T1	T2	T3	T4	Speed
6	1'47.190	P	29.714	24.322	26.125	27.029	329.2								

**17th** **5** **Johann ZARCO** DUCATI FRA  
Prima Pramac Racing

Runs=3 Total laps=8 Full laps=4 Valid laps=4

Run #	1	Front Tyre	Slick-Medium	Rear Tyre	Slick-Medium	
		**	12 Laps at start	**	4 Laps at start	
1	2'21.464	31.056	26.284	28.872	27.212	302.9
2	<b>1'49.664</b>	30.555	25.084	27.362	26.663	333.6
3	1'47.319	P 30.020	24.857	<b>26.569</b>	25.873	332.7
Run #	2	Front Tyre	missing data	Rear Tyre	missing data	
		**	Laps at start	**	Laps at start	
4	10'18.596	P 32.119	25.909	28.791	29.442	301.4
Run #	3	Front Tyre	Slick-Medium	Rear Tyre	Slick-Medium	
		**	15 Laps at start	**	7 Laps at start	
5	9'34.858	31.098	26.763	27.650	26.427	303.6
6	<b>1'47.466</b>	30.067	24.854	26.941	25.604	326.6
7	<b>1'45.832</b>	<b>29.318</b>	<b>24.278</b>	26.641	<b>25.595</b>	<b>334.4</b>
8	<b>1'54.500</b>	32.643	26.428	28.493	26.936	316.7

**18th** **21** **Franco MORBIDELLI** YAMAHA ITA  
Monster Energy Yamaha MotoGP

Runs=2 Total laps=9 Full laps=6 Valid laps=5

Run #	1	Front Tyre	Slick-Medium	Rear Tyre	Slick-Medium	
			3 Laps at start		4 Laps at start	
1	8'21.715	33.867	26.110	28.038	26.356	310.4
2	<b>1'48.317</b>	30.384	24.887	27.199	25.847	332.7
3	1'46.987	* 29.522	24.464	<b>26.484</b>	26.517*	331.8
4	1'55.858	P 34.253	26.145	28.855	26.605	325.7
Run #	2	Front Tyre	Slick-Medium	Rear Tyre	Slick-Medium	
			7 Laps at start		8 Laps at start	
5	10'06.944	31.554	25.036	27.547	26.449	330.9
6	<b>1'46.534</b>	29.542	24.615	26.641	<b>25.736</b>	331.8
7	<b>1'48.993</b>	28.970	24.221	26.765	29.037	<b>336.2</b>
8	<b>1'55.085</b>	<b>28.919</b>	<b>24.142</b>	33.860	28.164	332.7
9	<b>1'54.371</b>	33.559	25.893	28.094	26.825	326.6

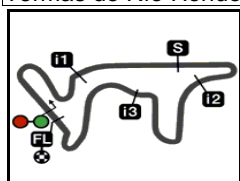
**Fastest Lap:** Francesco BAGNAIA Ducati Lenovo Team ITA **1'41.029** 27.740 23.489 25.628 24.172

These data/results cannot be reproduced, stored and/or transmitted in whole or in part by any manner of electronic, mechanical, photocopying, recording, broadcasting or otherwise now known or herein after developed without the previous express consent by the copyright owner, except for reproduction in daily press and regular printed publications on sale to the public within 60 days of the event related to those data/results and always provided that copyright symbol appears together as follows below.  
© DORNA, 2023

Official MotoGP Timing by TISSOT  
www.motogp.com



Termas de Río Hondo, Saturday, April 01, 2023 Page 4 of 4



4806 m.

# GRAN PREMIO MICHELIN® DE LA REPÚBLICA ARGENTINA

## Free Practice

### Best Partial Times

MotoGP™

*IT* Ideal Lap Time, sum of the best partial times

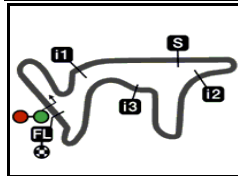
*BT* Best Lap Time

T1		T2		T3		T4				IT	BT	
Pos	Rider	Time	Rider	Time	Rider	Time	Rider	Time	Pos	Rider	IT	BT
1	A.RINS	27.710	F.BAGNAIA	23.429	M.VIÑALES	25.338	F.BAGNAIA	24.172	1	<b>M.BEZZECCHI</b>	1'40.824	1'41.064 (2)
2	<b>M.BEZZECCHI</b>	<b>27.739</b>	<b>M.BEZZECCHI</b>	<b>23.461</b>	<b>M.BEZZECCHI</b>	<b>25.347</b>	<b>M.BEZZECCHI</b>	<b>24.277</b>	2	<b>F.BAGNAIA</b>	1'40.896	1'41.029 (1)
3	F.BAGNAIA	27.740	M.VIÑALES	23.554	A.RINS	25.432	A.RINS	24.321	3	<b>A.RINS</b>	1'41.141	1'41.141 (3)
4	<b>A.MARQUEZ</b>	<b>27.787</b>	<b>A.MARQUEZ</b>	<b>23.652</b>	<b>J.MIR</b>	<b>25.457</b>	<b>J.MILLER</b>	<b>24.460</b>	4	<b>M.VIÑALES</b>	1'41.389	1'41.389 (4)
5	J.MIR	27.839	A.RINS	23.678	R.FERNANDEZ	25.498	A.FERNANDEZ	24.476	5	<b>A.MARQUEZ</b>	1'41.508	1'41.529 (5)
6	<b>M.VIÑALES</b>	<b>27.887</b>	<b>F.QUARTARARO</b>	<b>23.690</b>	<b>J.MILLER</b>	<b>25.530</b>	<b>J.MIR</b>	<b>24.491</b>	6	<b>J.MIR</b>	1'41.595	1'41.730 (7)
7	R.FERNANDEZ	27.962	R.FERNANDEZ	23.725	A.ESPARGARO	25.532	A.MARQUEZ	24.498	7	<b>R.FERNANDEZ</b>	1'41.706	1'41.706 (6)
8	<b>T.NAKAGAMI</b>	<b>28.043</b>	<b>J.MIR</b>	<b>23.808</b>	<b>F.BAGNAIA</b>	<b>25.555</b>	<b>R.FERNANDEZ</b>	<b>24.521</b>	8	<b>J.MILLER</b>	1'42.094	1'42.626 (11)
9	A.FERNANDEZ	28.067	T.NAKAGAMI	23.855	T.NAKAGAMI	25.564	M.VIÑALES	24.610	9	<b>T.NAKAGAMI</b>	1'42.146	1'42.146 (8)
10	<b>B.BINDER</b>	<b>28.119</b>	<b>J.MILLER</b>	<b>23.893</b>	<b>F.DI GIANNANTO</b>	<b>25.566</b>	<b>A.ESPARGARO</b>	<b>24.613</b>	10	<b>A.FERNANDEZ</b>	1'42.184	1'42.349 (10)
11	A.ESPARGARO	28.132	L.MARINI	23.910	A.MARQUEZ	25.571	T.NAKAGAMI	24.684	11	<b>A.ESPARGAR</b>	1'42.231	1'42.231 (9)
12	<b>F.QUARTARARO</b>	<b>28.158</b>	<b>A.ESPARGARO</b>	<b>23.954</b>	<b>A.FERNANDEZ</b>	<b>25.600</b>	<b>J.MARTIN</b>	<b>24.790</b>	12	<b>F.QUARTARAR</b>	1'42.491	1'42.688 (12)
13	J.MILLER	28.211	J.MARTIN	23.989	L.MARINI	25.736	L.MARINI	24.853	13	<b>L.MARINI</b>	1'42.942	1'43.032 (13)
14	<b>J.MARTIN</b>	<b>28.323</b>	<b>A.FERNANDEZ</b>	<b>24.041</b>	<b>F.QUARTARARO</b>	<b>25.777</b>	<b>F.QUARTARARO</b>	<b>24.866</b>	14	<b>J.MARTIN</b>	1'42.971	1'43.167 (14)
15	L.MARINI	28.443	F.MORBIDELLI	24.142	B.BINDER	25.868	B.BINDER	25.103	15	<b>B.BINDER</b>	1'43.290	1'43.792 (15)
16	<b>F.DI GIANNANTO</b>	<b>28.493</b>	<b>F.DI GIANNANTO</b>	<b>24.152</b>	<b>J.MARTIN</b>	<b>25.869</b>	<b>F.DI GIANNANTO</b>	<b>25.354</b>	16	<b>F.DI GIANNAN</b>	1'43.565	1'45.460 (16)
17	F.MORBIDELLI	28.919	B.BINDER	24.200	F.MORBIDELLI	26.484	J.ZARCO	25.595	17	<b>F.MORBIDELLI</b>	1'45.281	1'46.534 (18)
18	<b>J.ZARCO</b>	<b>29.318</b>	<b>J.ZARCO</b>	<b>24.278</b>	<b>J.ZARCO</b>	<b>26.569</b>	<b>F.MORBIDELLI</b>	<b>25.736</b>	18	<b>J.ZARCO</b>	1'45.760	1'45.832 (17)

These data/results cannot be reproduced, stored and/or transmitted in whole or in part by any manner of electronic, mechanical, photocopying, recording, broadcasting or otherwise now known or herein after developed without the previous express consent by the copyright owner, except for reproduction in daily press and regular printed publications on sale to the public within 60 days of the event related to those data/results and always provided that copyright symbol appears together as follows below.  
© DORNA, 2023


Official MotoGP Timing by   
www.motogp.com





4806 m.

**GRAN PREMIO MICHELIN® DE LA REPÚBLICA ARGENTINA****Free Practice****Fastest Laps Sequence**

<i>Practice Time</i>	 <i>Rider</i>	<i>Nation</i>	<i>Motorcycle</i>	<i>Time</i>	<i>Km/h</i>	<i>Rider's Lap</i>
<b>3'59.902</b>	36 <b>Joan MIR</b>	SPA	HONDA	<b>1'48.305</b>	159.7	2
<b>4'02.779</b>	1 <b>Francesco BAGNAIA</b>	ITA	DUCATI	<b>1'47.865</b>	160.4	2
<b>4'02.864</b>	73 <b>Alex MARQUEZ</b>	SPA	DUCATI	<b>1'47.642</b>	160.7	2
<b>4'03.513</b>	42 <b>Alex RINS</b>	SPA	HONDA	<b>1'47.446</b>	161.0	2
<b>4'24.147</b>	25 <b>Raul FERNANDEZ</b>	SPA	APRILIA	<b>1'47.085</b>	161.5	2
<b>5'47.001</b>	1 <b>Francesco BAGNAIA</b>	ITA	DUCATI	<b>1'44.222</b>	166.0	3
<b>7'29.711</b>	1 <b>Francesco BAGNAIA</b>	ITA	DUCATI	<b>1'42.710</b>	168.4	4
<b>7'30.719</b>	72 <b>Marco BEZZECCHI</b>	ITA	DUCATI	<b>1'42.623</b>	168.5	4
<b>7'30.953</b>	42 <b>Alex RINS</b>	SPA	HONDA	<b>1'42.245</b>	169.2	4
<b>9'11.506</b>	1 <b>Francesco BAGNAIA</b>	ITA	DUCATI	<b>1'41.795</b>	169.9	5
<b>9'11.783</b>	72 <b>Marco BEZZECCHI</b>	ITA	DUCATI	<b>1'41.064</b>	171.1	5
<b>12'34.789</b>	1 <b>Francesco BAGNAIA</b>	ITA	DUCATI	<b>1'41.029</b>	171.2	7

These data/results cannot be reproduced, stored and/or transmitted in whole or in part by any manner of electronic, mechanical, photocopying, recording, broadcasting or otherwise now known or herein after developed without the previous express consent by the copyright owner, except for reproduction in daily press and regular printed publications on sale to the public within 60 days of the event related to those data/results and always provided that copyright symbol appears together as follows below.

© DORNA, 2023

