


4005 m.

GRAN PREMIO MOTUL DE LA COMUNITAT VALENCIANA

Free Practice Nr. 2

Classification

6

	Rider	Nation	Team	Motorcycle	Time	Lap	Total	Gap	Top Speed
1	10 Luca MARINI	ITA	Mooney VR46 Racing Team	DUCATI	1'30.217	19	21		325.8
2	89 Jorge MARTIN	SPA	Prima Pramac Racing	DUCATI	1'30.322	19	20	0.105 0.105	328.9
3	43 Jack MILLER	AUS	Ducati Lenovo Team	DUCATI	1'30.345	17	18	0.128 0.023	330.5
4	93 Marc MARQUEZ	SPA	Repsol Honda Team	HONDA	1'30.390	18	19	0.173 0.045	327.4
5	23 Enea BASTIANINI	ITA	Gresini Racing MotoGP	DUCATI	1'30.394	19	20	0.177 0.004	330.5
6	88 Miguel OLIVEIRA	POR	Red Bull KTM Factory Racing	KTM	1'30.422	20	21	0.205 0.028	325.8
7	5 Johann ZARCO	FRA	Prima Pramac Racing	DUCATI	1'30.424	21	21	0.207 0.002	324.3
8	20 Fabio QUARTARARO	FRA	Monster Energy Yamaha MotoGP	YAMAHA	1'30.442	20	21	0.225 0.018	325.8
9	63 Francesco BAGNAIA	ITA	Ducati Lenovo Team	DUCATI	1'30.447	19	20	0.230 0.005	327.4
10	33 Brad BINDER	RSA	Red Bull KTM Factory Racing	KTM	1'30.519	20	20	0.302 0.072	328.9
11	42 Alex RINS	SPA	Team SUZUKI ECSTAR	SUZUKI	1'30.707	21	22	0.490 0.188	327.4
12	12 Maverick VIÑALES	SPA	Aprilia Racing	APRILIA	1'30.814	18	19	0.597 0.107	327.4
13	41 Aleix ESPARGARO	SPA	Aprilia Racing	APRILIA	1'30.890	17	17	0.673 0.076	327.4
14	36 Joan MIR	SPA	Team SUZUKI ECSTAR	SUZUKI	1'31.004	17	18	0.787 0.114	325.8
15	72 Marco BEZZECCHI	ITA	Mooney VR46 Racing Team	DUCATI	1'31.014	20	21	0.797 0.010	327.4
16	21 Franco MORBIDELLI	ITA	Monster Energy Yamaha MotoGP	YAMAHA	1'31.016	14	15	0.799 0.002	322.8
17	73 Alex MARQUEZ	SPA	LCR Honda CASTROL	HONDA	1'31.148	18	19	0.931 0.132	325.8
18	44 Pol ESPARGARO	SPA	Repsol Honda Team	HONDA	1'31.249	17	19	1.032 0.101	325.8
19	35 Cal CRUTCHLOW	GBR	WithU Yamaha RNF MotoGP Tea	YAMAHA	1'31.345	19	19	1.128 0.096	324.3
20	25 Raul FERNANDEZ	SPA	Tech3 KTM Factory Racing	KTM	1'31.598	18	19	1.381 0.253	322.8
21	87 Remy GARDNER	AUS	Tech3 KTM Factory Racing	KTM	1'31.621	19	20	1.404 0.023	322.8
22	30 Takaaki NAKAGAMI	JPN	LCR Honda IDEMITSU	HONDA	1'31.672	20	21	1.455 0.051	322.8
23	49 Fabio DI GIANNANTONIO	ITA	Gresini Racing MotoGP	DUCATI	1'31.762	12	13	1.545 0.090	325.8
24	40 Darryn BINDER	RSA	WithU Yamaha RNF MotoGP Tea	YAMAHA	1'32.420	20	20	2.203 0.658	327.4

Practice condition: Dry

Air: 24°

Humidity: 16%

Ground: 36°

Fastest Lap:	Lap: 19	Luca MARINI	1'30.217	159.8 Km/h
Best Race Lap:	2021	Francesco BAGNAIA	1'31.042	158.3 Km/h
All Time Lap Record:	2016	Jorge LORENZO	1'29.401	161.2 Km/h

The results are provisional until the end of the limit for protest and appeals.

Time limit for protest expires 30' after publication of the results - Time:

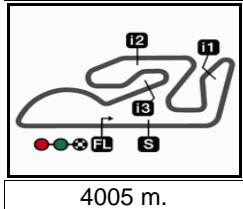
These data/results cannot be reproduced, stored and/or transmitted in whole or in part by any manner of electronic, mechanical, photocopying, recording, broadcasting or otherwise now known or herein after developed without the previous express consent by the copyright owner, except for reproduction in daily press and regular printed publications on sale to the public within 60 days of the event related to those data/results and always provided that copyright symbol appears together as follows below.

© DORNA, 2022

Official MotoGP Timing by TISSOT
www.motogp.com

Cheste, Friday, November 04, 2022





4005 m.


MotoGP™

GRAN PREMIO MOTUL DE LA COMUNITAT VALENCIANA

Free Practice Nr. 2

Combined Free Practice Times

7

	Rider	Nation	Team	MOTORCYCLE	FP1	FP2	Gap
1	10 L.MARINI	ITA	Mooney VR46 Racing Team	DUCATI	1'31.874 19	1'30.217 19	
2	89 J.MARTIN	SPA	Prima Pramac Racing	DUCATI	1'31.762 18	1'30.322 19	0.105 0.105
3	43 J.MILLER	AUS	Ducati Lenovo Team	DUCATI	1'31.542 8	1'30.345 17	0.128 0.023
4	93 M.MARQUEZ	SPA	Repsol Honda Team	HONDA	1'31.434 6	1'30.390 18	0.173 0.045
5	23 E.BASTIANINI	ITA	Gresini Racing MotoGP	DUCATI	1'31.917 15	1'30.394 19	0.177 0.004
6	88 M.OLIVEIRA	POR	Red Bull KTM Factory Racing	KTM	1'31.775 13	1'30.422 20	0.205 0.028
7	5 J.ZARCO	FRA	Prima Pramac Racing	DUCATI	1'31.684 22	1'30.424 21	0.207 0.002
8	20 F.QUARTARARO	FRA	Monster Energy Yamaha MotoGP	YAMAHA	1'31.399 14	1'30.442 20	0.225 0.018
9	63 F.BAGNAIA	ITA	Ducati Lenovo Team	DUCATI	1'31.999 19	1'30.447 19	0.230 0.005
10	33 B.BINDER	RSA	Red Bull KTM Factory Racing	KTM	1'31.470 20	1'30.519 20	0.302 0.072
11	42 A.RINS	SPA	Team SUZUKI ECSTAR	SUZUKI	1'31.564 19	1'30.707 21	0.490 0.188
12	12 M.VIÑALES	SPA	Aprilia Racing	APRILIA	1'31.993 4	1'30.814 18	0.597 0.107
13	41 A.ESPARGARO	SPA	Aprilia Racing	APRILIA	1'31.782 9	1'30.890 17	0.673 0.076
14	36 J.MIR	SPA	Team SUZUKI ECSTAR	SUZUKI	1'31.809 14	1'31.004 17	0.787 0.114
15	72 M.BEZZECCHI	ITA	Mooney VR46 Racing Team	DUCATI	1'32.159 14	1'31.014 20	0.797 0.010
16	21 F.MORBIDELLI	ITA	Monster Energy Yamaha MotoGP	YAMAHA	1'31.915 8	1'31.016 14	0.799 0.002
17	73 A.MARQUEZ	SPA	LCR Honda CASTROL	HONDA	1'32.068 6	1'31.148 18	0.931 0.132
18	44 P.ESPARGARO	SPA	Repsol Honda Team	HONDA	1'32.116 4	1'31.249 17	1.032 0.101
19	35 C.CRUTCHLOW	GBR	WithU Yamaha RNF MotoGP Team	YAMAHA	1'32.274 19	1'31.345 19	1.128 0.096
20	25 R.FERNANDEZ	SPA	Tech3 KTM Factory Racing	KTM	1'31.881 17	1'31.598 18	1.381 0.253
21	87 R.GARDNER	AUS	Tech3 KTM Factory Racing	KTM	1'31.977 17	1'31.621 19	1.404 0.023
22	30 T.NAKAGAMI	JPN	LCR Honda IDEMITSU	HONDA	1'32.982 17	1'31.672 20	1.455 0.051
23	49 F.DI GIANNANTO	ITA	Gresini Racing MotoGP	DUCATI	1'32.604 17	1'31.762 12	1.545 0.090
24	40 D.BINDER	RSA	WithU Yamaha RNF MotoGP Team	YAMAHA	1'33.969 7	1'32.420 20	2.203 0.658

Pole Position Record:	2016	Jorge LORENZO	1'29.401	161.2 Km/h
Best Race Lap:	2021	Francesco BAGNAIA	1'31.042	158.3 Km/h
All Time Lap Record:	2016	Jorge LORENZO	1'29.401	161.2 Km/h

The results are provisional until the end of the limit for protest and appeals.

Time limit for protest expires 60' after publication of the results - Time:

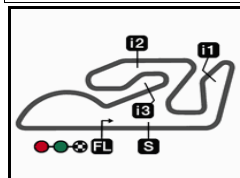
These data/results cannot be reproduced, stored and/or transmitted in whole or in part by any manner of electronic, mechanical, photocopying, recording, broadcasting or otherwise now known or herein after developed without the previous express consent by the copyright owner, except for reproduction in daily press and regular printed publications on sale to the public within 60 days of the event related to those data/results and always provided that copyright symbol appears together as follows below.

© DORNA, 2022

Official MotoGP Timing by **TISSOT**
www.motogp.com

Cheste, Friday, November 04, 2022





4005 m.

GRAN PREMIO MOTUL DE LA COMUNITAT VALENCIANA

Free Practice Nr. 2

Top Speed & Average

8



Rider	Nation	Motorcycle	Top 5 speeds					Average	Top
23 Enea BASTIANINI	ITA	DUCATI	330.5	330.5	328.9	328.9	328.9	329.4	330.5
43 Jack MILLER	AUS	DUCATI	330.5	328.9	328.9	328.9	327.4	328.5	330.5
33 Brad BINDER	RSA	KTM	328.9	327.4	327.4	325.8	325.8	326.7	328.9
89 Jorge MARTIN	SPA	DUCATI	328.9	327.4	327.4	325.8	325.8	327.1	328.9
12 Maverick VIÑALES	SPA	APRILIA	327.4	327.4	327.4	325.8	325.8	326.6	327.4
40 Darryn BINDER	RSA	YAMAHA	327.4	325.8	324.3	324.3	324.3	325.2	327.4
41 Aleix ESPARGARO	SPA	APRILIA	327.4	325.8	324.3	324.3	324.3	325.1	327.4
42 Alex RINS	SPA	SUZUKI	327.4	327.4	324.3	324.3	324.3	324.9	327.4
63 Francesco BAGNAIA	ITA	DUCATI	327.4	325.8	325.8	325.8	325.8	326.0	327.4
72 Marco BEZZECCHI	ITA	DUCATI	327.4	325.8	325.8	324.3	324.3	324.8	327.4
93 Marc MARQUEZ	SPA	HONDA	327.4	325.8	324.3	324.3	322.8	323.8	327.4
10 Luca MARINI	ITA	DUCATI	325.8	325.8	324.3	324.3	324.3	324.8	325.8
20 Fabio QUARTARARO	FRA	YAMAHA	325.8	325.8	324.3	322.8	322.8	323.6	325.8
36 Joan MIR	SPA	SUZUKI	325.8	325.8	325.8	324.3	324.3	325.1	325.8
44 Pol ESPARGARO	SPA	HONDA	325.8	325.8	325.8	325.8	325.8	325.8	325.8
49 Fabio DI GIANNANTONIO	ITA	DUCATI	325.8	325.8	324.3	324.3	322.8	324.6	325.8
73 Alex MARQUEZ	SPA	HONDA	325.8	324.3	324.3	322.8	322.8	323.8	325.8
88 Miguel OLIVEIRA	POR	KTM	325.8	325.8	325.8	325.8	324.3	325.5	325.8
5 Johann ZARCO	FRA	DUCATI	324.3	324.3	324.3	322.8	322.8	323.2	324.3
35 Cal CRUTCHLOW	GBR	YAMAHA	324.3	324.3	322.8	322.8	322.8	323.4	324.3
21 Franco MORBIDELLI	ITA	YAMAHA	322.8	322.8	322.8	322.8	321.3	322.3	322.8
25 Raul FERNANDEZ	SPA	KTM	322.8	322.8	322.8	321.3	321.3	322.2	322.8
30 Takaaki NAKAGAMI	JPN	HONDA	322.8	322.8	322.8	321.3	321.3	321.9	322.8
87 Remy GARDNER	AUS	KTM	322.8	321.3	319.8	319.8	319.8	320.6	322.8

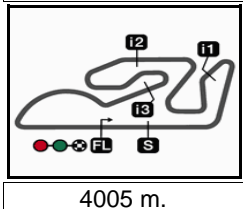
These data/results cannot be reproduced, stored and/or transmitted in whole or in part by any manner of electronic, mechanical, photocopying, recording, broadcasting or otherwise now known or herein after developed without the previous express consent by the copyright owner, except for reproduction in daily press and regular printed publications on sale to the public within 60 days of the event related to those data/results and always provided that copyright symbol appears together as follows below.

© DORNA, 2022

Official MotoGP Timing by TISSOT
www.motogp.com



Cheste, Friday, November 04, 2022



4005 m.

GRAN PREMIO MOTUL DE LA COMUNITAT VALENCIANA

Free Practice Nr. 2

Chronological Analysis of Performances

9

* Lap / Sector time cancelled

T1 Time from finish line to 1st intermediate

T3 Time from 2nd intermed. to 3rd intermed.

P Crossing the finish line in pit lane

T2 Time from 1st intermed. to 2nd intermed.

T4 Time from 3rd intermediate to finish line

**Tyre data subject to further updates

Lap	Lap Time	T1	T2	T3	T4	Speed	Lap	Lap Time	T1	T2	T3	T4	Speed	
1st	10	Luca MARINI DUCATI ITA						8	6'56.423	21.970	25.416	22.184	24.940	
		Mooney VR46 Racing Team						9	1'31.476	20.539	24.631	21.844	24.462	321.3
		Runs=2 Total laps=21 Full laps=13						10	1'31.270	20.447	24.571	21.789	24.463	324.3
<i>Run #</i>	<i>1</i>	<i>Front Tyre</i>	<i>Slick-Hard</i>	<i>Rear Tyre</i>	<i>Slick-Medium</i>		11	1'31.292	20.435	24.551	21.869	24.437	324.3	
		<i>New Tyre</i>		<i>New Tyre</i>			12	1'35.502 *	22.506*	25.854	21.992	25.150	324.3	
1	2'03.766	22.917	29.993	24.037	25.530		13	1'31.875	20.596	24.656	22.033	24.590	325.8	
2	1'34.583	21.348	26.068	22.461	24.706	319.8	14	1'31.195	20.450	24.519	21.817	24.409	324.3	
3	1'32.259	20.691	24.869	21.891	24.808	324.3	15	1'31.505	20.478	24.629	21.895	24.503	327.4	
4	1'31.542 *	20.629*	24.677	21.729	24.507	324.3	16	1'43.702 P	24.939	26.934	23.247	28.582	324.3	
5	1'36.602 *	22.504*	25.746	23.446	24.906	324.3	<i>Run #</i>	<i>3</i>	<i>Front Tyre</i>	<i>Slick-Medium</i>	<i>Rear Tyre</i>	<i>Slick-Soft</i>		
6	1'31.502	20.551	24.650	21.756	24.545	321.3			<i>New Tyre</i>		<i>New Tyre</i>			
7	1'31.537 *	20.512	24.670*	21.773	24.582	322.8	17	9'26.597	21.550	25.449	22.399	27.789		
8	1'31.201	20.403	24.568	21.696	24.534	321.3	18	1'30.768	20.460	24.446	21.595	24.267	325.8	
9	1'42.190 P	22.645	26.455	23.104	29.986	321.3	19	1'30.322	20.236	24.277	21.645	24.164	327.4	
<i>Run #</i>	<i>2</i>	<i>Front Tyre</i>	<i>Slick-Medium</i>	<i>Rear Tyre</i>	<i>Slick-Medium</i>		20	1'40.013	23.198	30.254	22.102	24.459	328.9	
		<i>6 Laps at start</i>			<i>9 Laps at start</i>									
10	7'36.398	21.761	26.122	22.556	24.908		3rd	43	Jack MILLER DUCATI AUS					
11	1'32.118	20.656	24.968	21.839	24.655	319.8			Ducati Lenovo Team					
12	1'31.423	20.492	24.641	21.779	24.511	321.3			Runs=2 Total laps=18 Full laps=11					
13	1'31.110	20.486	24.557	21.687	24.380	321.3	<i>Run #</i>	<i>1</i>	<i>Front Tyre</i>	<i>Slick-Hard</i>	<i>Rear Tyre</i>	<i>Slick-Medium</i>		
14	1'36.940	21.625	26.452	23.306	25.557	322.8			<i>New Tyre</i>		<i>New Tyre</i>			
15	1'31.450	20.439	24.641	21.780	24.590	321.3	1	2'33.140	22.814	26.963	23.184	25.036		
16	1'41.850 P	20.434	26.463	23.901	31.052	322.8	2	1'32.015	20.856	24.697	21.850	24.612	324.3	
<i>Run #</i>	<i>3</i>	<i>Front Tyre</i>	<i>Slick-Medium</i>	<i>Rear Tyre</i>	<i>Slick-Soft</i>		3	1'31.388	20.731	24.485	21.717	24.455	327.4	
		<i>New Tyre</i>		<i>New Tyre</i>			4	1'34.786 *	21.470*	25.815	22.571	24.930	325.8	
17	7'35.602	25.388	26.262	22.779	25.253		5	1'33.190 *	21.171*	25.148	21.940	24.931	327.4	
18	1'31.502	20.469	24.732	21.888	24.413	322.8	6	1'31.204	20.646	24.556	21.670	24.332	325.8	
19	1'30.217	20.258	24.351	21.409	24.199	324.3	7	1'31.237	20.556	24.493	21.714	24.474	328.9	
20	1'38.882	20.291	30.329	23.368	24.894	325.8	8	1'37.432 P	20.709	24.510	21.844	30.369	328.9	
21	1'32.057	20.845	24.802	21.807	24.603	325.8	<i>Run #</i>	<i>2</i>	<i>Front Tyre</i>	<i>Slick-Hard</i>	<i>Rear Tyre</i>	<i>Slick-Medium</i>		
									<i>8 Laps at start</i>		<i>8 Laps at start</i>			
2nd	89	Jorge MARTIN DUCATI SPA						9	10'15.691	25.054	25.599	22.260	24.957	
		Prima Pramac Racing						10	1'31.674	20.668	24.607	21.829	24.570	322.8
		Runs=2 Total laps=20 Full laps=12						11	1'31.585	20.745	24.514	21.819	24.507	324.3
<i>Run #</i>	<i>1</i>	<i>Front Tyre</i>	<i>Slick-Hard</i>	<i>Rear Tyre</i>	<i>Slick-Medium</i>		12	1'31.490	20.563	24.628	21.768	24.531	324.3	
		<i>New Tyre</i>		<i>New Tyre</i>			13	1'42.285 P	20.624	26.997	24.239	30.425	324.3	
1	2'02.548	23.271	26.388	23.113	24.961		<i>Run #</i>	<i>3</i>	<i>Front Tyre</i>	<i>Slick-Soft</i>	<i>Rear Tyre</i>	<i>Slick-Soft</i>		
2	1'32.510	21.142	24.813	21.990	24.565	321.3			<i>New Tyre</i>		<i>New Tyre</i>			
3	1'32.292	20.558	24.631	22.605	24.498	322.8	14	9'21.382	23.187	25.510	22.527	24.668		
4	1'31.886 *	20.638*	24.686	22.080	24.482	322.8	15	1'30.608	20.355	24.446	21.571	24.236	325.8	
5	1'38.891 *	26.482*	25.775	22.081	24.553	322.8	16	1'37.622	23.911	27.395	21.913	24.403	327.4	
6	1'31.613	20.505	24.705	21.902	24.501	322.8	17	1'30.345	20.309	24.254	21.510	24.272	328.9	
7	1'51.057 P	20.542	24.787*	37.102	28.626	324.3	18	1'45.186	29.739	27.685	22.656	25.106	330.5	
<i>Run #</i>	<i>2</i>	<i>Front Tyre</i>	<i>Slick-Hard</i>	<i>Rear Tyre</i>	<i>Slick-Medium</i>									
		<i>7 Laps at start</i>			<i>7 Laps at start</i>									

Fastest Lap: Luca MARINI Mooney VR46 Racing ITA **1'30.217** 20.258 24.351 21.409 24.199

These data/results cannot be reproduced, stored and/or transmitted in whole or in part by any manner of electronic, mechanical, photocopying, recording, broadcasting or otherwise now known or herein after developed without the previous express consent by the copyright owner, except for reproduction in daily press and regular printed publications on sale to the public within 60 days of the event related to those data/results and always provided that copyright symbol appears together as follows below.
© DORNA, 2022



Free Practice Nr. 2

MotoGP

Lap	Lap Time	T1	T2	T3	T4	Speed	Lap	Lap Time	T1	T2	T3	T4	Speed		
12	1'33.567	*	21.378*	25.200	22.184	24.805	322.8	6	1'34.316	20.765	24.841	22.153	26.557	325.8	
13	1'37.436		25.760	25.363	21.882	24.431	322.8	7	1'39.735	27.447	25.462	22.048	24.778	324.3	
14	1'42.952	P	23.618	27.786	23.287	28.261	322.8	8	1'31.954	20.659	24.701	21.864	24.730	324.3	
Run #	3	Front Tyre	Slick-Hard	Rear Tyre	Slick-Medium			9	1'31.661	20.588	24.650	21.874	24.549	324.3	
			New Tyre		14 Laps at start			10	1'40.731	P	23.330	26.204	22.769	28.428	324.3
15	5'06.407		21.514	26.014	22.644	24.931		Run #	2	Front Tyre	Slick-Hard	Rear Tyre	Slick-Medium		
16	1'32.612		20.703	25.357	22.008	24.544	322.8				New Tyre		10 Laps at start		
17	1'35.260	P	20.706	24.586	21.787	28.181	322.8	11	7'24.316		22.974	26.149	22.196	24.856	
Run #	4	Front Tyre	Slick-Hard	Rear Tyre	Slick-Soft			12	1'31.873	20.683	24.782	21.950	24.458	324.3	
			3 Laps at start		New Tyre			13	1'31.330	20.670	24.512	21.734	24.414	324.3	
18	5'39.824		21.246	25.623	22.162	24.560		14	1'31.366	20.558	24.540	21.778	24.490	325.8	
19	1'30.685		20.407	24.460	21.681	24.137	324.3	15	1'31.635	20.669	24.573	21.823	24.570	325.8	
20	1'36.274		24.656	25.397	21.874	24.347	324.3	16	1'48.865	P	20.587	24.565	35.327	28.386	325.8
21	1'30.424		20.272	24.353	21.472	24.327	324.3	Run #	3	Front Tyre	Slick-Hard	Rear Tyre	Slick-Soft		
											New Tyre		New Tyre		

8th **20** **Fabio QUARTARARO** YAMAHA FRA
 Monster Energy Yamaha MotoGP

Runs=2 Total laps=21 Full laps=14

Run #	1	Front Tyre	Slick-Hard	Rear Tyre	Slick-Medium	Speed	
			New Tyre		New Tyre		
1	2'47.112		24.601	27.305	22.854	25.316	
2	1'32.412		21.009	24.929	21.808	24.666	321.3
3	1'31.243		20.545	24.509	21.663	24.526	321.3
4	1'31.149		20.509	24.470	21.598	24.572	321.3
5	1'31.301	*	20.669*	24.440	21.641	24.551	321.3
6	1'31.407	*	20.567	24.542*	21.736	24.562	319.8
7	1'31.284		20.595	24.488	21.633	24.568	321.3
8	1'38.988	P	22.439	26.872	21.928	27.749	321.3
Run #	2	Front Tyre	Slick-Hard	Rear Tyre	Slick-Medium		
			8 Laps at start		8 Laps at start		
9	8'29.291		22.698	26.110	22.262	25.053	
10	1'31.710		20.699	24.621	21.772	24.618	319.8
11	1'31.280		20.498	24.471	21.708	24.603	322.8
12	1'31.279		20.537	24.470	21.658	24.614	322.8
13	1'31.414		20.596	24.502	21.735	24.581	322.8
14	1'32.152		20.540	24.514	21.788	25.310	322.8
15	1'31.478		20.669	24.511	21.715	24.583	322.8
16	1'31.329		20.571	24.443	21.726	24.589	321.3
17	1'36.304	P	20.620	25.213	22.425	28.046	322.8
Run #	3	Front Tyre	Slick-Hard	Rear Tyre	Slick-Soft		
			New Tyre		New Tyre		
18	6'50.139		21.969	25.575	21.931	24.525	
19	1'30.660		20.380	24.422	21.571	24.287	324.3
20	1'30.442		20.358	24.295	21.495	24.294	325.8
21	1'30.616		20.334	24.334	21.535	24.413	325.8

9th **63** **Francesco BAGNAIA** DUCATI ITA
 Ducati Lenovo Team

Runs=2 Total laps=20 Full laps=13

Run #	1	Front Tyre	Slick-Medium	Rear Tyre	Slick-Medium	Speed	
			New Tyre		New Tyre		
1	2'17.780		24.247	27.098	22.944	25.323	
2	1'45.151		20.920	25.268	33.881	25.082	321.3
3	1'32.378		20.759	24.928	21.990	24.701	322.8
4	1'33.599	*	21.215*	25.411	22.139	24.834	324.3
5	1'36.580	*	22.842*	26.796	22.259	24.683	324.3

10th **33** **Brad BINDER** KTM RSA
 Red Bull KTM Factory Racing

Runs=2 Total laps=20 Full laps=11

Run #	1	Front Tyre	Slick-Medium	Rear Tyre	Slick-Medium	Speed	
			5 Laps at start		5 Laps at start		
1	2'09.086		22.603	26.591	23.170	25.374	
2	1'32.883		20.808	25.160	22.144	24.771	321.3
3	1'35.900		20.547	24.813	22.026	28.514	325.8
4	1'32.888	*	20.884*	25.049	22.251	24.704	321.3
5	1'32.527	*	20.873*	24.736	22.063	24.855	324.3
6	1'31.970		20.680	24.681	22.116	24.493	324.3
7	1'31.877	*	20.567	24.726*	21.971	24.613	324.3
8	1'39.122	P	20.711	25.583	22.362	30.466	324.3
Run #	2	Front Tyre	Slick-Medium	Rear Tyre	Slick-Medium		
			13 Laps at start		13 Laps at start		
9	6'41.148		25.485	25.767	22.478	24.807	
10	1'31.917		20.712	24.775	21.885	24.545	324.3
11	1'31.610		20.542	24.636	21.964	24.468	325.8
12	1'31.786	*	20.497*	24.657	21.994	24.638	325.8
13	1'36.312		24.109	25.247	22.217	24.739	325.8
14	1'31.895		20.600	24.639	22.044	24.612	324.3
15	1'31.865		20.584	24.688	22.044	24.549	324.3
16	1'46.350	P	23.730	26.100	24.254	32.266	324.3
Run #	3	Front Tyre	Slick-Hard	Rear Tyre	Wet-Medium		
			New Tyre		New Tyre		
17	9'48.783		26.280	25.550	22.549	33.503	
18	1'32.356		20.428	24.489	22.953	24.486	327.4
19	1'30.532		20.306	24.178	21.847	24.201	327.4
20	1'30.519		20.307	24.399	21.632	24.181	328.9

11th **42** **Alex RINS** SUZUKI SPA
 Team SUZUKI ECSTAR

Runs=2 Total laps=22 Full laps=13

Run #	1	Front Tyre	Slick-Medium	Rear Tyre	Slick-Medium	Speed
			New Tyre		New Tyre	
1	2'04.544		22.159	26.657	23.146	25.889

Fastest Lap: Luca MARINI Mooney VR46 Racing ITA **1'30.217** 20.258 24.351 21.409 24.199

These data/results cannot be reproduced, stored and/or transmitted in whole or in part by any manner of electronic, mechanical, photocopying, recording, broadcasting or otherwise now known or herein after developed without the previous express consent by the copyright owner, except for reproduction in daily press and regular printed publications on sale to the public within 60 days of the event related to those data/results and always provided that copyright symbol appears together as follows below.
 © DORNA, 2022



Free Practice Nr. 2

MotoGP

Lap	Lap Time	T1	T2	T3	T4	Speed
2	1'33.154	20.934	25.370	22.083	24.767	324.3
3	1'31.238	20.437	24.603	21.788	24.410	322.8
4	1'32.497 *	21.009*	24.874	22.000	24.614	324.3
5	1'34.477 *	21.474*	25.850	22.190	24.963	324.3
6	1'31.758	20.582	24.737	21.892	24.547	324.3
7	1'31.246 *	20.403	24.623*	21.721	24.499	322.8
8	1'31.513	20.519	24.596	21.819	24.579	322.8
9	1'40.803 P	22.454	26.681	22.559	29.109	321.3
Run #	2	Front Tyre	Slick-Hard	Rear Tyre	Slick-Medium	
			New Tyre		9 Laps at start	
10	5'33.946	22.711	26.562	22.787	25.143	
11	1'33.051	20.809	25.226	22.171	24.845	327.4
12	1'31.453	20.510	24.688	21.742	24.513	322.8
13	1'33.894 *	21.197*	25.541	22.282	24.874	322.8
14	1'31.313	20.430	24.586	21.780	24.517	322.8
15	1'31.443	20.517	24.555	21.825	24.546	322.8
16	1'31.263	20.380	24.609	21.762	24.512	324.3
17	1'31.511	20.442	24.628	21.866	24.575	324.3
18	1'44.025 P	23.923	27.036	23.268	29.798	322.8
Run #	3	Front Tyre	Slick-Soft	Rear Tyre	Slick-Soft	
			New Tyre		New Tyre	
19	8'21.060	20.695	25.686	22.269	24.657	
20	1'36.066	23.812	25.330	22.152	24.772	324.3
21	1'30.707	20.394	24.408	21.630	24.275	324.3
22	1'30.854	20.341	24.473	21.672	24.368	327.4

12th 12 Maverick VIÑALES APRILIA SPA
Aprilia Racing

Run #	1	Front Tyre	Slick-Hard	Rear Tyre	Slick-Medium	
			New Tyre		New Tyre	
1	2'31.579	23.444	25.797	22.555	24.904	
2	1'32.755	20.831	24.947	22.332	24.645	321.3
3	1'31.524	20.613	24.549	21.843	24.519	325.8
4	1'34.677 *	21.564*	25.704	22.390	25.019	327.4
5	1'33.098 *	21.044*	25.142	21.970	24.942	325.8
6	1'31.525	20.693	24.593	21.871	24.368	324.3
7	1'31.586	20.650	24.570	21.885	24.481	322.8
8	1'34.773 P	20.649	24.599	21.851	27.674	322.8
Run #	2	Front Tyre	Slick-Hard	Rear Tyre	Slick-Medium	
			8 Laps at start		8 Laps at start	
9	7'51.908	22.501	26.377	22.681	24.705	
10	1'31.927	20.643	24.850	22.016	24.418	322.8
11	1'32.022 *	20.891*	24.670	21.903	24.558	322.8
12	1'31.696	20.549	24.697	21.848	24.602	324.3
13	1'31.797	20.632	24.698	21.893	24.574	321.3
14	1'38.456 P	22.387	25.917	22.607	27.545	321.3
Run #	3	Front Tyre	Slick-Hard	Rear Tyre	Slick-Soft	
			New Tyre		New Tyre	
15	11'03.715	21.933	25.666	22.179	25.377	
16	1'31.742	20.831	24.566	21.862	24.483	327.4
17	1'30.997	20.503	24.550	21.731	24.213	325.8
18	1'30.814	20.473	24.371	21.677	24.293	327.4
19	1'36.298	23.894	25.403	22.257	24.744	324.3

Lap	Lap Time	T1	T2	T3	T4	Speed	
13th 41	Aleix ESPARGARO	APRILIA			SPA		
	Aprilia Racing						
		Runs=2	Total laps=18	Full laps=13			
Run #	1	Front Tyre	Slick-Hard	Rear Tyre	Slick-Medium		
			New Tyre		New Tyre		
1	2'31.443	22.952	26.314	22.571	25.309		
2	1'32.252	20.844	24.886	21.926	24.596	319.8	
3	1'31.880	20.640	24.716	21.900	24.624	324.3	
4	1'34.289 *	21.400*	26.037	22.191	24.661	324.3	
5	1'33.216 *	21.541*	25.133	21.880	24.662	322.8	
	unfinished	20.584				322.8	
Run #	2	Front Tyre	Slick-Medium	Rear Tyre	Slick-Medium		
			8 Laps at start		18 Laps at start		
6	1'38.034	22.547	26.768	23.353	25.366		
7	1'33.876	21.088	25.461	22.314	25.013	319.8	
8	1'33.020	21.002	25.221	22.050	24.747	319.8	
9	1'32.287	20.764	24.889	21.962	24.672	321.3	
10	1'32.247	20.650	24.888	21.994	24.715	322.8	
11	1'42.631 P	24.840	25.916	22.368	29.507	321.3	
Run #	3	Front Tyre	Slick-Hard	Rear Tyre	Slick-Soft		
			New Tyre		New Tyre		
12	9'43.352	22.154	25.518	22.113	24.637		
13	1'31.528	20.537	24.725	21.709	24.557	322.8	
14	1'31.096	20.448	24.532	21.724	24.392	324.3	
15	1'33.117	20.519	24.525	22.914	25.159	324.3	
16	1'37.223	23.817	25.400	21.981	26.025	325.8	
17	1'30.890	20.375	24.476	21.576	24.463	327.4	

14th 36 Joan MIR SUZUKI SPA
Team SUZUKI ECSTAR

Run #	1	Front Tyre	Slick-Medium	Rear Tyre	Slick-Medium	
			New Tyre		20 Laps at start	
1	1'49.059	23.324	26.731	23.168	25.634	
2	1'34.419	21.277	25.480	22.460	25.202	321.3
3	1'33.041	20.936	24.981	22.202	24.922	322.8
4	1'33.212 *	21.404*	24.982	22.101	24.725	325.8
5	1'41.156 P	22.138	26.193	22.480	30.345	322.8
Run #	2	Front Tyre	Slick-Medium	Rear Tyre	Slick-Medium	
			5 Laps at start		New Tyre	
6	5'28.717	21.718	25.352	22.120	24.790	
7	1'31.812	20.719	24.740	21.829	24.524	324.3
8	1'31.904	20.746	24.669	21.834	24.655	322.8
9	1'37.441 P	20.675	24.527	21.976	30.263	324.3
Run #	3	Front Tyre	Slick-Medium	Rear Tyre	Slick-Medium	
			New Tyre		4 Laps at start	
10	10'15.402	26.356	26.217	22.398	24.914	
11	1'31.823	20.661	24.814	21.799	24.549	325.8
12	1'31.432	20.497	24.611	21.777	24.547	322.8
13	1'38.818 P	20.639	24.928	23.937	29.314	322.8
Run #	4	Front Tyre	Slick-Medium	Rear Tyre	Slick-Soft	
			4 Laps at start		New Tyre	
14	6'43.997	22.178	25.654	22.200	24.822	
15	1'31.319	20.599	24.597	21.700	24.423	322.8
16	1'34.465	22.825	25.141	21.924	24.575	321.3

Fastest Lap: Luca MARINI Mooney VR46 Racing ITA **1'30.217** 20.258 24.351 21.409 24.199

These data/results cannot be reproduced, stored and/or transmitted in whole or in part by any manner of electronic, mechanical, photocopying, recording, broadcasting or otherwise now known or herein after developed without the previous express consent by the copyright owner, except for reproduction in daily press and regular printed publications on sale to the public within 60 days of the event related to those data/results and always provided that copyright symbol appears together as follows below.
© DORNA, 2022

Official MotoGP Timing by **TISSOT**
www.motogp.com



Free Practice Nr. 2

MotoGP

Lap	Lap Time	T1	T2	T3	T4	Speed	Lap	Lap Time	T1	T2	T3	T4	Speed
17	1'31.004	20.444	24.400	21.741	24.419	325.8	13	1'46.285	25.224	34.150	22.177	24.734	322.8
18	1'33.748	20.569	24.527	23.658	24.994	324.3	14	1'31.016	20.529	24.397	21.686	24.404	322.8
							15	1'47.838	29.732	29.566	22.916	25.624	322.8

15th 72 Marco BEZZECCHI DUCATI ITA
Mooney VR46 Racing Team
Runs=2 Total laps=21 Full laps=12

Run #	1	Front Tyre	Slick-Medium	Rear Tyre	Slick-Medium	Speed
		New Tyre		New Tyre		
1	2'04.135		22.250	29.408	23.868	25.652
2	1'33.759		21.244	25.559	22.319	24.637 324.3
3	1'32.128		20.925	24.817	21.890	24.496 324.3
4	1'31.953 *		20.776*	24.806	21.837	24.534 324.3
5	1'34.127 *		21.089*	26.030	22.153	24.855 324.3
6	1'31.722		20.580	24.627	22.042	24.473 321.3
7	1'31.686 *		20.576	24.658*	21.912	24.540 322.8
8	1'31.832		20.589	24.621	21.966	24.656 324.3
9	1'39.081 P		21.928	25.853	22.562	28.738 324.3
Run #	2	Front Tyre	Slick-Hard	Rear Tyre	Slick-Medium	Speed
		New Tyre		New Tyre		9 Laps at start
10	7'01.146		23.995	26.573	22.674	25.136
11	1'34.350		21.529	25.633	22.302	24.886 322.8
12	1'32.138 *		20.843*	24.832	21.919	24.544 322.8
13	1'31.894		20.702	24.766	21.852	24.574 324.3
14	1'31.866		20.717	24.736	21.831	24.582 324.3
15	1'31.494		20.495	24.658	21.922	24.419 324.3
16	1'40.278 P		20.641	25.352	25.866	28.419 324.3
Run #	3	Front Tyre	Slick-Hard	Rear Tyre	Slick-Soft	Speed
		New Tyre		New Tyre		
17	8'11.037		25.583	26.451	22.720	25.112
18	1'32.790		20.593	24.896	22.540	24.761 321.3
19	1'31.265		20.586	24.680	21.636	24.363 325.8
20	1'31.014		20.566	24.463	21.770	24.215 325.8
21	1'31.230		20.498	24.633	21.733	24.366 327.4

16th 21 Franco MORBIDELLI YAMAHA ITA
Monster Energy Yamaha MotoGP
Runs=2 Total laps=16 Full laps=12

Run #	1	Front Tyre	Slick-Medium	Rear Tyre	Slick-Medium	Speed
		New Tyre		New Tyre		
1	1'39.016		22.724	26.289	22.604	25.124
2	1'32.824		20.775	25.041	22.114	24.894 316.8
3	1'31.928		20.629	24.751	21.836	24.712 318.3
	unfinished					318.3
Run #	2	Front Tyre	Slick-Hard	Rear Tyre	Slick-Medium	Speed
		New Tyre		New Tyre		20 Laps at start
4	1'37.227 *		23.260*	25.994	22.626	25.347
5	1'32.878		21.002	24.992	22.009	24.875 318.3
6	1'32.448		20.767	24.770	22.033	24.878 318.3
7	1'32.567		20.979	24.780	22.042	24.766 318.3
8	1'32.094		20.738	24.717	21.918	24.721 318.3
9	1'49.084 P		25.237	28.661	24.304	30.882 321.3
Run #	3	Front Tyre	Slick-Medium	Rear Tyre	Slick-Soft	Speed
		New Tyre		New Tyre		
10	10'36.416		22.496	25.402	22.197	24.857
11	1'31.627		20.582	24.570	21.825	24.650 321.3
12	1'31.135		20.482	24.446	21.729	24.478 322.8

17th 73 Alex MARQUEZ HONDA SPA
LCR Honda CASTROL
Runs=2 Total laps=19 Full laps=11

Run #	1	Front Tyre	Slick-Medium	Rear Tyre	Slick-Medium	Speed
						6 Laps at start
1	1'54.826		21.783	26.745	23.065	25.319
2	1'33.129		20.972	25.117	22.204	24.836 318.3
3	1'31.998		20.839	24.755	21.874	24.530 321.3
4	1'32.025 *		20.619*	24.724	22.013	24.669 321.3
5	1'32.261 *		20.826*	24.696	22.070	24.669 324.3
6	1'32.053		20.755	24.644	22.014	24.640 321.3
7	1'41.979 P		23.164	26.306	22.769	29.740 319.8
Run #	2	Front Tyre	Slick-Medium	Rear Tyre	Slick-Medium	Speed
						13 Laps at start
8	7'03.549		22.121	25.944	23.427	26.495
9	1'32.362		20.833	24.829	21.997	24.703 321.3
10	1'31.867		20.671	24.664	21.914	24.618 321.3
11	1'32.010		20.731	24.600	22.065	24.614 321.3
12	1'35.718 *		23.178*	25.482	22.121	24.937 319.8
13	1'37.783		25.031	25.790	22.202	24.760 321.3
14	1'32.120		20.751	24.716	21.968	24.685 322.8
15	1'39.908 P		23.135	25.831	22.285	28.657 322.8
Run #	3	Front Tyre	Slick-Hard	Rear Tyre	Slick-Soft	Speed
		New Tyre		New Tyre		
16	11'32.919		20.754	25.433	22.229	24.607
17	1'31.431		20.669	24.611	21.759	24.392 322.8
18	1'31.148		20.553	24.387	21.792	24.416 324.3
19	1'33.717		21.171	26.194	21.849	24.503 325.8

18th 44 Poi ESPARGARO HONDA SPA
Repsol Honda Team
Runs=2 Total laps=19 Full laps=11

Run #	1	Front Tyre	Slick-Medium	Rear Tyre	Slick-Medium	Speed
		New Tyre		New Tyre		
1	2'12.787		23.839	26.924	22.874	25.342
2	1'39.986		23.843	26.083	24.602	25.458 324.3
3	1'39.964		23.907	27.419	23.398	25.240 324.3
4	1'32.668 *		20.870*	24.995	22.067	24.736 324.3
5	1'36.757 *		20.653*	24.666	25.212	26.226 324.3
6	1'43.997		20.528	24.690	33.690	25.089 322.8
7	1'31.356		20.561	24.489	21.790	24.516 324.3
8	1'36.025 P		20.458	24.661	21.838	29.068 325.8
Run #	2	Front Tyre	Slick-Medium	Rear Tyre	Slick-Medium	Speed
						8 Laps at start
9	7'59.591		24.380	26.792	22.945	25.253
10	1'34.441		20.637	26.192	22.658	24.954 324.3
11	1'37.224 *		23.615*	25.921	22.562	25.126 324.3
12	1'32.596		20.684	24.734	21.976	25.202 325.8
13	1'31.485		20.491	24.581	21.846	24.567 324.3
14	1'37.838		22.535	25.977	24.179	25.147 325.8
15	1'35.771 P		20.647	24.777	21.935	28.412 325.8

Fastest Lap: Luca MARINI Mooney VR46 Racing ITA **1'30.217** 20.258 24.351 21.409 24.199

These data/results cannot be reproduced, stored and/or transmitted in whole or in part by any manner of electronic, mechanical, photocopying, recording, broadcasting or otherwise now known or herein after developed without the previous express consent by the copyright owner, except for reproduction in daily press and regular printed publications on sale to the public within 60 days of the event related to those data/results and always provided that copyright symbol appears together as follows below.
© DORNA, 2022



Free Practice Nr. 2

MotoGP

Lap	Lap Time	T1	T2	T3	T4	Speed	Lap	Lap Time	T1	T2	T3	T4	Speed
Run # 3	Front Tyre Slick-Medium New Tyre	Rear Tyre Slick-Soft New Tyre	11	1'32.623	20.847	24.849	22.054	24.873	318.3				
12	1'32.338	20.798	24.790	22.055	24.695	315.4							
13	1'32.539	20.785	24.888	21.987	24.879	316.8							
14	1'32.470	20.704	24.821	22.072	24.873	316.8							
15	1'49.898 P	28.942	26.764	23.472	30.720	316.8							

19th 35 Cal CRUTCHLOW YAMAHA GBR
WithU Yamaha RNF MotoGP Team
Runs=3 Total laps=20 Full laps=12

Run #	1	Front Tyre Slick-Hard New Tyre	Rear Tyre Slick-Hard New Tyre	Lap Time	T1	T2	T3	T4	Speed
1	2'10.696	22.768	29.241	23.670	25.845				
2	1'43.224	24.130	30.218	23.554	25.322	324.3			
3	1'44.091	23.279	29.752	25.849	25.211	321.3			
4	1'33.876 *	21.151*	25.239	22.518	24.968	321.3			
5	1'33.138 *	21.003*	25.143	22.122	24.870	321.3			
6	1'32.184	20.871	24.693	21.929	24.691	322.8			
7	1'31.997	20.847	24.650	21.880	24.620	321.3			
8	1'32.255	20.704	24.791	21.924	24.836	321.3			
9	1'41.754 P	24.524	25.738	22.901	28.591	318.3			

unfinished 319.8

Run #	2	Front Tyre Slick-Hard 9 Laps at start	Rear Tyre Slick-Medium New Tyre	Lap Time	T1	T2	T3	T4	Speed
10	7'21.133	22.976	25.709	22.501	25.082				

Run #	3	Front Tyre Slick-Medium New Tyre	Rear Tyre Slick-Medium 1 Laps at start	Lap Time	T1	T2	T3	T4	Speed
11	1'40.994 *	24.754*	28.407	22.629	25.204				
12	1'33.724	21.604	25.017	22.317	24.786	321.3			
13	1'31.965	20.761	24.726	21.915	24.563	319.8			
14	1'33.685 P	20.592	24.635	21.755	26.703	319.8			

20th 25 Raul FERNANDEZ KTM SPA
Tech3 KTM Factory Racing
Runs=2 Total laps=19 Full laps=12

Run #	1	Front Tyre Slick-Medium 5 Laps at start	Rear Tyre Slick-Medium 5 Laps at start	Lap Time	T1	T2	T3	T4	Speed
1	2'09.454	22.829	26.876	23.420	25.802				
2	1'33.097	20.945	25.078	22.164	24.910	322.8			
3	1'37.029	23.999	25.675	22.364	24.991	322.8			
4	1'33.704 *	21.576*	25.004	22.272	24.852	318.3			
5	1'32.630 *	20.911*	24.856	22.009	24.854	321.3			
6	1'32.435	20.861	24.761	22.105	24.708	318.3			
7	1'41.551	24.442	25.961	22.767	28.381	319.8			
8	1'43.019 P	20.859	26.250	25.095	30.815	318.3			

Run #	2	Front Tyre Slick-Medium 13 Laps at start	Rear Tyre Slick-Medium 13 Laps at start	Lap Time	T1	T2	T3	T4	Speed
9	6'57.222	22.673	25.748	22.676	25.291				
10	1'32.854	21.105	24.976	22.111	24.662	315.4			

21st 87 Remy GARDNER KTM AUS
Tech3 KTM Factory Racing
Runs=2 Total laps=20 Full laps=12

Run #	1	Front Tyre Wet-Medium New Tyre	Rear Tyre Slick-Medium 6 Laps at start	Lap Time	T1	T2	T3	T4	Speed
1	2'04.858	22.350	26.849	23.219	25.636				
2	1'34.399	21.368	25.452	22.454	25.125	318.3			
3	1'32.825	21.016	24.919	22.164	24.726	319.8			
4	1'39.178 *	24.206*	26.336	22.758	25.878	319.8			
5	1'32.977 *	20.976*	24.797	22.179	25.025	316.8			
6	1'32.820	20.960	24.963	22.141	24.756	315.4			
7	1'43.366	20.909	24.855	26.578	31.024	316.8			
8	1'39.238 P	20.758	24.817	22.855	30.808	318.3			

Run #	2	Front Tyre Wet-Medium 8 Laps at start	Rear Tyre Slick-Medium 14 Laps at start	Lap Time	T1	T2	T3	T4	Speed
9	7'36.153	23.570	28.951	23.191	28.675				
10	1'39.257	21.145	25.319	22.365	30.428	319.8			
11	1'34.168 *	21.555*	25.344	22.269	25.000	316.8			
12	1'33.435	21.259	25.019	22.166	24.991	318.3			
13	1'48.810	20.781	24.879	36.076	27.074	316.8			
14	1'32.707	21.036	24.841	22.017	24.813	318.3			
15	1'42.994 P	22.906	25.839	22.924	31.325	318.3			

Run #	3	Front Tyre Slick-Hard New Tyre	Rear Tyre Slick-Soft New Tyre	Lap Time	T1	T2	T3	T4	Speed
16	9'16.071	26.755	26.542	22.294	25.093				
17	1'41.840	24.607	27.403	23.551	26.279	322.8			
18	1'31.829	20.706	24.625	21.971	24.527	319.8			
19	1'31.621	20.597	24.705	21.821	24.498	321.3			
20	1'40.662	23.774	25.094	26.218	25.576	318.3			

22nd 30 Takaaki NAKAGAMI HONDA JPN
LCR Honda IDEMITSU
Runs=3 Total laps=21 Full laps=12

Run #	1	Front Tyre Slick-Medium New Tyre	Rear Tyre Slick-Medium New Tyre	Lap Time	T1	T2	T3	T4	Speed
1	2'20.115	25.143	28.277	26.014	26.112				
2	1'35.068	21.407	25.826	22.774	25.061	319.8			
3	1'32.719	20.755	25.037	22.101	24.826	322.8			
4	1'38.936 *	22.314*	28.216	23.410	24.996	321.3			
5	1'32.597 *	20.836*	24.945	22.101	24.715	321.3			
6	1'37.797 P	20.683	24.916	24.184	28.014	318.3			

Fastest Lap: Luca MARINI Mooney VR46 Racing ITA **1'30.217** 20.258 24.351 21.409 24.199

These data/results cannot be reproduced, stored and/or transmitted in whole or in part by any manner of electronic, mechanical, photocopying, recording, broadcasting or otherwise now known or herein after developed without the previous express consent by the copyright owner, except for reproduction in daily press and regular printed publications on sale to the public within 60 days of the event related to those data/results and always provided that copyright symbol appears together as follows below.
© DORNA, 2022



Free Practice Nr. 2

MotoGP

Lap	Lap Time	T1	T2	T3	T4	Speed	Lap	Lap Time	T1	T2	T3	T4	Speed
8	1'33.192	20.759	25.180	22.219	25.034	321.3	Run # 2	Front Tyre Slick-Medium	Rear Tyre Slick-Medium				
9	1'32.085	20.662	24.854	21.937	24.632	319.8	8 Laps at start			8 Laps at start			
10	1'32.372	20.673	24.963	21.978	24.758	319.8	9	8'29.286	22.340	27.188	23.875	25.959	
11	1'40.388 P	21.626	26.637	23.274	28.851	319.8	10	1'36.633	21.760	26.777	22.681	25.415	321.3
Run # 3	Front Tyre Slick-Medium	Rear Tyre Slick-Medium					11	1'33.881	21.093	25.341	22.412	25.035	319.8
		11 Laps at start		11 Laps at start			12	1'33.521	21.042	25.178	22.397	24.904	321.3
12	6'06.378	25.348	28.609	25.941	27.468		13	1'33.605	21.049	25.158	22.287	25.111	322.8
13	1'37.389	21.311	27.480	23.486	25.112	319.8	14	1'34.082	21.017	25.141	22.237	25.687	324.3
14	1'33.180	20.987	25.210	22.185	24.798	319.8	15	1'33.088	20.893	25.094	22.218	24.883	324.3
15	1'37.895	24.978	25.507	22.427	24.983	319.8	16	1'42.524 P	21.045	28.983	23.199	29.297	322.8
16	1'40.600 P	20.771	25.703	23.893	30.233	318.3	Run # 3	Front Tyre Slick-Medium	Rear Tyre Slick-Soft				
Run # 4	Front Tyre Slick-Medium	Rear Tyre Slick-Soft					New Tyre		New Tyre				
17	6'18.293	23.127	27.478	23.255	25.175		17	8'48.634	23.119	26.032	22.895	24.856	
18	1'34.001	20.751	25.657	22.641	24.952	319.8	18	1'33.998	21.921	25.143	22.189	24.745	324.3
19	1'31.805	20.654	24.789	21.903	24.459	321.3	19	1'32.799	20.795	25.246	22.171	24.587	325.8
20	1'31.672	20.510	24.676	21.964	24.522	322.8	20	1'32.420	20.717	24.934	22.065	24.704	322.8
21	1'40.382	23.522	27.685	23.688	25.487	322.8							

23rd 49 **Fabio DI GIANNANTONI** DUCATI ITA
Gresini Racing MotoGP

Runs=2 Total laps=14 Full laps=9

Run #	1	Front Tyre	Slick-Medium	Rear Tyre	Slick-Medium	
		New Tyre		New Tyre		
1	2'04.974	22.829	26.742	23.059	25.531	
2	1'33.782	21.066	25.305	22.487	24.924	325.8
3	1'32.132	20.775	24.790	21.965	24.602	325.8
	unfinished					324.3
Run #	2	Front Tyre	Slick-Hard	Rear Tyre	Slick-Medium	
		New Tyre		19 Laps at start		
4	1'40.778 *	25.180*	26.929	23.084	25.585	
5	1'34.207 *	21.448	25.429	22.259	25.071*	319.8
6	1'32.858	20.779	25.011	22.221	24.847	319.8
7	1'33.178	20.817	25.037	22.178	25.146	321.3
8	1'43.235 P	22.658	26.418	23.508	30.651	319.8
Run #	3	Front Tyre	Slick-Medium	Rear Tyre	Slick-Soft	
		New Tyre		New Tyre		
9	16'50.786	22.588	26.056	22.715	25.108	
10	1'31.929	20.640	24.824	21.938	24.527	319.8
11	1'31.941	20.656	24.676	21.888	24.721	321.3
12	1'31.762	20.574	24.684	21.886	24.618	324.3
13	1'33.673	20.591	24.872	22.777	25.433	322.8

24th 40 **Darryn BINDER** YAMAHA RSA
WithU Yamaha RNF MotoGP Team

Runs=2 Total laps=20 Full laps=13

Run #	1	Front Tyre	Slick-Medium	Rear Tyre	Slick-Medium	
		New Tyre		New Tyre		
1	2'04.519	24.589	29.015	24.229	26.379	
2	1'35.080	21.417	25.896	22.642	25.125	322.8
3	1'33.500	21.080	25.099	22.413	24.908	327.4
4	1'39.152 *	21.623*	25.815	26.324	25.390	322.8
5	1'34.408 *	21.315*	25.732	22.366	24.995	321.3
6	1'33.295	20.933	25.174	22.344	24.844	322.8
7	1'35.100	21.637	25.316	22.891	25.256	321.3
8	1'46.219 P	26.350	27.519	22.860	29.490	318.3

Fastest Lap: Luca MARINI Mooney VR46 Racing ITA **1'30.217** 20.258 24.351 21.409 24.199

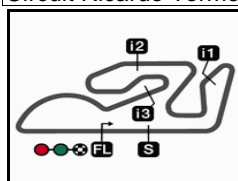
These data/results cannot be reproduced, stored and/or transmitted in whole or in part by any manner of electronic, mechanical, photocopying, recording, broadcasting or otherwise now known or herein after developed without the previous express consent by the copyright owner, except for reproduction in daily press and regular printed publications on sale to the public within 60 days of the event related to those data/results and always provided that copyright symbol appears together as follows below.
© DORNA, 2022

Official MotoGP Timing by **TISSOT**
www.motogp.com

Cheste, Friday, November 04, 2022

Page 7 of 7





4005 m.

GRAN PREMIO MOTUL DE LA COMUNITAT VALENCIANA

Free Practice Nr. 2

Best Partial Times

MotoGP™

IT Ideal Lap Time, sum of the best partial times

BT Best Lap Time

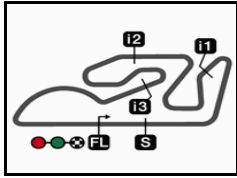
T1		T2		T3		T4				IT		BT	
Pos	Rider	Time	Rider	Time	Rider	Time	Rider	Time	Pos	Rider	IT	BT	
1	E.BASTIANINI	20.233	B.BINDER	24.178	L.MARINI	21.409	J.ZARCO	24.137	1	L.MARINI	1'30.217	1'30.217	(1)
2	J.MARTIN	20.236	E.BASTIANINI	24.206	J.ZARCO	21.472	M.OLIVEIRA	24.154	2	J.ZARCO	1'30.234	1'30.424	(7)
3	L.MARINI	20.258	J.MILLER	24.254	F.QUARTARARO	21.495	J.MARTIN	24.164	3	E.BASTIANINI	1'30.236	1'30.394	(5)
4	J.ZARCO	20.272	M.OLIVEIRA	24.264	J.MILLER	21.510	B.BINDER	24.181	4	J.MARTIN	1'30.272	1'30.322	(2)
5	B.BINDER	20.306	J.MARTIN	24.277	M.MARQUEZ	21.512	E.BASTIANINI	24.194	5	B.BINDER	1'30.297	1'30.519	(10)
6	J.MILLER	20.309	F.BAGNAIA	24.289	F.BAGNAIA	21.554	L.MARINI	24.199	6	J.MILLER	1'30.309	1'30.345	(3)
7	M.MARQUEZ	20.310	F.QUARTARARO	24.295	C.CRUTCHLOW	21.565	M.VIÑALES	24.213	7	M.OLIVEIRA	1'30.374	1'30.422	(6)
8	F.BAGNAIA	20.314	M.MARQUEZ	24.314	A.ESPARGARO	21.576	M.BEZZECCHI	24.215	8	M.MARQUEZ	1'30.390	1'30.390	(4)
9	F.QUARTARARO	20.334	L.MARINI	24.351	J.MARTIN	21.595	J.MILLER	24.236	9	F.QUARTARARO	1'30.411	1'30.442	(8)
10	A.RINS	20.341	J.ZARCO	24.353	E.BASTIANINI	21.603	M.MARQUEZ	24.254	10	F.BAGNAIA	1'30.447	1'30.447	(9)
11	M.OLIVEIRA	20.348	M.VIÑALES	24.371	M.OLIVEIRA	21.608	A.RINS	24.275	11	A.RINS	1'30.654	1'30.707	(11)
12	A.ESPARGARO	20.375	A.MARQUEZ	24.387	A.RINS	21.630	F.QUARTARARO	24.287	12	M.VIÑALES	1'30.734	1'30.814	(12)
13	P.ESPARGARO	20.431	F.MORBIDELLI	24.397	B.BINDER	21.632	F.BAGNAIA	24.290	13	M.BEZZECCHI	1'30.809	1'31.014	(15)
14	J.MIR	20.444	J.MIR	24.400	M.BEZZECCHI	21.636	A.ESPARGARO	24.392	14	A.ESPARGARO	1'30.819	1'30.890	(13)
15	M.VIÑALES	20.473	A.RINS	24.408	M.VIÑALES	21.677	A.MARQUEZ	24.392	15	J.MIR	1'30.963	1'31.004	(14)
16	F.MORBIDELLI	20.482	M.BEZZECCHI	24.463	F.MORBIDELLI	21.686	C.CRUTCHLOW	24.397	16	F.MORBIDELLI	1'30.969	1'31.016	(16)
17	M.BEZZECCHI	20.495	A.ESPARGARO	24.476	J.MIR	21.700	F.MORBIDELLI	24.404	17	A.MARQUEZ	1'31.091	1'31.148	(17)
18	T.NAKAGAMI	20.510	P.ESPARGARO	24.489	P.ESPARGARO	21.727	J.MIR	24.419	18	C.CRUTCHLOW	1'31.095	1'31.345	(19)
19	A.MARQUEZ	20.553	C.CRUTCHLOW	24.564	A.MARQUEZ	21.759	R.FERNANDEZ	24.438	19	P.ESPARGARO	1'31.151	1'31.249	(18)
20	C.CRUTCHLOW	20.569	R.FERNANDEZ	24.621	R.GARDNER	21.821	T.NAKAGAMI	24.459	20	R.FERNANDEZ	1'31.533	1'31.598	(20)
21	F.DI GIANNANTO	20.574	R.GARDNER	24.625	R.FERNANDEZ	21.858	R.GARDNER	24.498	21	R.GARDNER	1'31.541	1'31.621	(21)
22	R.GARDNER	20.597	T.NAKAGAMI	24.676	F.DI GIANNANTO	21.886	P.ESPARGARO	24.504	22	T.NAKAGAMI	1'31.548	1'31.672	(22)
23	R.FERNANDEZ	20.616	F.DI GIANNANTO	24.676	T.NAKAGAMI	21.903	F.DI GIANNANTO	24.527	23	F.DI GIANNANTO	1'31.663	1'31.762	(23)
24	D.BINDER	20.717	D.BINDER	24.934	D.BINDER	22.065	D.BINDER	24.587	24	D.BINDER	1'32.303	1'32.420	(24)

These data/results cannot be reproduced, stored and/or transmitted in whole or in part by any manner of electronic, mechanical, photocopying, recording, broadcasting or otherwise now known or herein after developed without the previous express consent by the copyright owner, except for reproduction in daily press and regular printed publications on sale to the public within 60 days of the event related to those data/results and always provided that copyright symbol appears together as follows below.

© DORNA, 2022


Official MotoGP Timing by TISSOT
www.motogp.com





4005 m.

GRAN PREMIO MOTUL DE LA COMUNITAT VALENCIANA**Free Practice Nr. 2****Fastest Laps Sequence**

<i>Practice Time</i>	 <i>Rider</i>	<i>Nation</i>	<i>Motorcycle</i>	<i>Time</i>	<i>Km/h</i>	<i>Rider's Lap</i>
3'11.840	21 Franco MORBIDELLI	ITA	YAMAHA	1'32.824	155.3	2
3'24.668	88 Miguel OLIVEIRA	POR	KTM	1'32.253	156.2	2
4'03.695	41 Aleix ESPARGARO	SPA	APRILIA	1'32.252	156.2	2
4'05.155	43 Jack MILLER	AUS	DUCATI	1'32.015	156.6	2
4'43.768	21 Franco MORBIDELLI	ITA	YAMAHA	1'31.928	156.8	3
4'50.260	93 Marc MARQUEZ	SPA	HONDA	1'31.470	157.6	3
5'08.936	42 Alex RINS	SPA	SUZUKI	1'31.238	158.0	3
7'21.916	20 Fabio QUARTARARO	FRA	YAMAHA	1'31.149	158.1	4
26'46.231	10 Luca MARINI	ITA	DUCATI	1'31.110	158.2	13
40'49.107	43 Jack MILLER	AUS	DUCATI	1'30.608	159.1	15
42'13.792	10 Luca MARINI	ITA	DUCATI	1'30.217	159.8	19

These data/results cannot be reproduced, stored and/or transmitted in whole or in part by any manner of electronic, mechanical, photocopying, recording, broadcasting or otherwise now known or herein after developed without the previous express consent by the copyright owner, except for reproduction in daily press and regular printed publications on sale to the public within 60 days of the event related to those data/results and always provided that copyright symbol appears together as follows below.

© DORNA, 2022

