


4005 m.

GRAN PREMIO MOTUL DE LA COMUNITAT VALENCIANA

Free Practice Nr. 2

Classification

6

	Rider	Nation	Team	Motorcycle	Time	Lap Total	Gap	Top Speed
1	24 Tatsuki SUZUKI	JPN	Leopard Racing	HONDA	1'39.467	14 15		228.4
2	7 Dennis FOGGIA	ITA	Leopard Racing	HONDA	1'39.488	19 19	0.021 0.021	230.7
3	99 Carlos TATAY	SPA	CFMOTO Racing PruestelGP	CFMOTO	1'39.537	16 17	0.070 0.049	225.4
4	11 Sergio GARCIA	SPA	Valresa GASGAS Aspar Team	GASGAS	1'39.586	18 19	0.119 0.049	226.1
5	38 David SALVADOR	SPA	Angeluss MTA Team	KTM	1'39.597	15 15	0.130 0.011	229.2
6	10 Diogo MOREIRA	BRA	MT Helmets - MSI	KTM	1'39.599	15 16	0.132 0.002	230.7
7	43 Xavier ARTIGAS	SPA	CFMOTO Racing PruestelGP	CFMOTO	1'39.642	16 16	0.175 0.043	231.5
8	96 Daniel HOLGADO	SPA	Red Bull KTM Ajo	KTM	1'39.671	19 19	0.204 0.029	231.5
9	6 Ryusei YAMANAKA	JPN	MT Helmets - MSI	KTM	1'39.794	15 15	0.327 0.123	229.2
10	17 John MCPHEE	GBR	Sterilgarda Husqvarna Max	HUSQVARNA	1'39.837	13 14	0.370 0.043	229.2
11	28 Izan GUEVARA	SPA	Valresa GASGAS Aspar Team	GASGAS	1'39.909	11 18	0.442 0.072	227.6
12	44 David MUÑOZ	SPA	BOE Motorsports	KTM	1'39.935	9 10	0.468 0.026	232.2
13	31 Adrian FERNANDEZ	SPA	Red Bull KTM Tech3	KTM	1'39.996	14 15	0.529 0.061	229.9
14	71 Ayumu SASAKI	JPN	Sterilgarda Husqvarna Max	HUSQVARNA	1'40.217	4 14	0.750 0.221	230.7
15	95 David ALMANSÁ	SPA	Finetwork Team BOE Motorsports	KTM	1'40.284	15 17	0.817 0.067	226.9
16	5 Jaume MASIA	SPA	Red Bull KTM Ajo	KTM	1'40.375	15 16	0.908 0.091	225.4
17	48 Ivan ORTOLÁ	SPA	Angeluss MTA Team	KTM	1'40.398	15 15	0.931 0.023	226.9
18	53 Deniz ÖNCÜ	TUR	Red Bull KTM Tech3	KTM	1'40.405	12 17	0.938 0.007	226.1
19	54 Riccardo ROSSI	ITA	SIC58 Squadra Corse	HONDA	1'40.627	8 9	1.160 0.222	227.6
20	66 Joel KELSO	AUS	CIP Green Power	KTM	1'40.795	11 12	1.328 0.168	226.9
21	23 Elia BARTOLINI	ITA	QJMotor Avintia Racing Team	KTM	1'40.796	15 15	1.329 0.001	228.4
22	27 Kaito TOBA	JPN	CIP Green Power	KTM	1'40.799	3 15	1.332 0.003	225.4
23	20 Lorenzo FELLON	FRA	SIC58 Squadra Corse	HONDA	1'40.805	17 17	1.338 0.006	225.4
24	9 Nicola Fabio CARRARO	ITA	QJMotor Avintia Racing Team	KTM	1'40.931	3 15	1.464 0.126	228.4
25	72 Taiyo FURUSATO	JPN	Honda Team Asia	HONDA	1'40.943	11 18	1.476 0.012	225.4
26	16 Andrea MIGNO	ITA	Rivacold Snipers Team	HONDA	1'40.999	15 15	1.532 0.056	226.9
27	77 Filippo FARIOLI	ITA	GASGAS Aspar Team	GASGAS	1'41.290	4 8	1.823 0.291	227.6
28	64 Mario AJI	INA	Honda Team Asia	HONDA	1'41.343	11 18	1.876 0.053	220.3
29	19 Scott OGDEN	GBR	VisionTrack Racing Team	HONDA	1'41.374	11 12	1.907 0.031	223.2
30	67 Alberto SURRA	ITA	Rivacold Snipers Team	HONDA	1'41.798	6 7	2.331 0.424	221.8
31	70 Joshua WHATLEY	GBR	VisionTrack Racing Team	HONDA	1'41.962	12 13	2.495 0.164	225.4
32	22 Ana CARRASCO	SPA	BOE Motorsports	KTM	1'42.460	15 15	2.993 0.498	225.4

Practice condition: Dry

Air: 23°

Humidity: 18%

Ground: 36°

Fastest Lap:	Lap: 14	Tatsuki SUZUKI	1'39.467	144.9 Km/h
Best Race Lap:	2020	Sergio GARCIA	1'38.858	145.8 Km/h
All Time Lap Record:	2020	Darryn BINDER	1'38.286	146.6 Km/h

The results are provisional until the end of the limit for protest and appeals.

Time limit for protest expires 30' after publication of the results - Time:

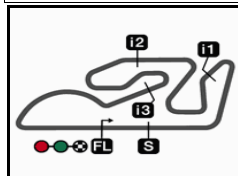
These data/results cannot be reproduced, stored and/or transmitted in whole or in part by any manner of electronic, mechanical, photocopying, recording, broadcasting or otherwise now known or herein after developed without the previous express consent by the copyright owner, except for reproduction in daily press and regular printed publications on sale to the public within 60 days of the event related to those data/results and always provided that copyright symbol appears together as follows below.

© DORNA, 2022

Official MotoGP Timing by TISSOT
www.motogp.com

Chestre, Friday, November 04, 2022






4005 m.

GRAN PREMIO MOTUL DE LA COMUNITAT VALENCIANA

Free Practice Nr. 2

Combined Free Practice Times

7

 Rider	Nation	Team	MOTORCYCLE	FP1	FP2	Gap
1 24 T.SUZUKI	JPN	Leopard Racing	HONDA	1'40.145 16	1'39.467 14	
2 7 D.FOGGIA	ITA	Leopard Racing	HONDA	1'39.780 15	1'39.488 19	0.021 0.021
3 28 I.GUEVARA	SPA	Valresa GASGAS Aspar Team	GASGAS	1'39.533 17	1'39.909 11	0.066 0.045
4 99 C.TATAY	SPA	CFMOTO Racing PruestelGP	CFMOTO	1'40.936 15	1'39.537 16	0.070 0.004
5 10 D.MOREIRA	BRA	MT Helmets - MSI	KTM	1'39.543 15	1'39.599 15	0.076 0.006
6 11 S.GARCIA	SPA	Valresa GASGAS Aspar Team	GASGAS	1'39.855 19	1'39.586 18	0.119 0.043
7 38 D.SALVADOR	SPA	Angeluss MTA Team	KTM	1'40.636 14	1'39.597 15	0.130 0.011
8 43 X.ARTIGAS	SPA	CFMOTO Racing PruestelGP	CFMOTO	1'39.938 16	1'39.642 16	0.175 0.045
9 96 D.HOLGADO	SPA	Red Bull KTM Ajo	KTM	1'39.683 18	1'39.671 19	0.204 0.029
10 71 A.SASAKI	JPN	Sterilgarda Husqvarna Max	HUSQVARNA	1'39.715 15	1'40.217 4	0.248 0.044
11 53 D.ÖNCÜ	TUR	Red Bull KTM Tech3	KTM	1'39.722 15	1'40.405 12	0.255 0.007
12 6 R.YAMANAKA	JPN	MT Helmets - MSI	KTM	1'39.905 16	1'39.794 15	0.327 0.072
13 17 J.MCPHEE	GBR	Sterilgarda Husqvarna Max	HUSQVARNA	1'39.847 17	1'39.837 13	0.370 0.043
14 44 D.MUÑOZ	SPA	BOE Motorsports	KTM	1'40.629 14	1'39.935 9	0.468 0.098
15 31 A.FERNANDEZ	SPA	Red Bull KTM Tech3	KTM	1'40.296 18	1'39.996 14	0.529 0.061
16 27 K.TOBA	JPN	CIP Green Power	KTM	1'40.030 15	1'40.799 3	0.563 0.034
17 54 R.ROSSI	ITA	SIC58 Squadra Corse	HONDA	1'40.116 18	1'40.627 8	0.649 0.086
18 77 F.FARIOLI	ITA	GASGAS Aspar Team	GASGAS	1'40.215 17	1'41.290 4	0.748 0.099
19 16 A.MIGNO	ITA	Rivacold Snipers Team	HONDA	1'40.231 18	1'40.999 15	0.764 0.016
20 95 D.ALMANSA	SPA	Finetwork Team BOE Motorsports	KTM	1'40.800 17	1'40.284 15	0.817 0.053
21 5 J.MASIA	SPA	Red Bull KTM Ajo	KTM	1'40.545 15	1'40.375 15	0.908 0.091
22 48 I.ORTOLÁ	SPA	Angeluss MTA Team	KTM	1'40.486 13	1'40.398 15	0.931 0.023
23 66 J.KELSO	AUS	CIP Green Power	KTM	1'40.518 18	1'40.795 11	1.051 0.120
24 23 E.BARTOLINI	ITA	QJMotor Avintia Racing Team	KTM	1'42.032 18	1'40.796 15	1.329 0.278
25 20 L.FELLON	FRA	SIC58 Squadra Corse	HONDA	1'41.347 16	1'40.805 17	1.338 0.009
26 9 N.CARRARO	ITA	QJMotor Avintia Racing Team	KTM	1'41.485 8	1'40.931 3	1.464 0.126
27 72 T.FURUSATO	JPN	Honda Team Asia	HONDA	1'41.912 14	1'40.943 11	1.476 0.012
28 64 M.AJI	INA	Honda Team Asia	HONDA	1'42.002 18	1'41.343 11	1.876 0.400
29 19 S.OGDEN	GBR	VisionTrack Racing Team	HONDA	1'41.902 17	1'41.374 11	1.907 0.031
30 70 J.WHATLEY	GBR	VisionTrack Racing Team	HONDA	1'41.467 16	1'41.962 12	2.000 0.093
31 67 A.SURRA	ITA	Rivacold Snipers Team	HONDA	1'41.706 13	1'41.798 6	2.239 0.239
32 22 A.CARRASCO	SPA	BOE Motorsports	KTM	1'43.015 13	1'42.460 15	2.993 0.754

Pole Position Record:	2020	Darryn BINDER	1'38.286	146.6 Km/h
Best Race Lap:	2020	Sergio GARCIA	1'38.858	145.8 Km/h
All Time Lap Record:	2020	Darryn BINDER	1'38.286	146.6 Km/h

The results are provisional until the end of the limit for protest and appeals.

Time limit for protest expires 60' after publication of the results - Time:

These data/results cannot be reproduced, stored and/or transmitted in whole or in part by any manner of electronic, mechanical, photocopying, recording, broadcasting or otherwise now known or herein after developed without the previous express consent by the copyright owner, except for reproduction in daily press and regular printed publications on sale to the public within 60 days of the event related to those data/results and always provided that copyright symbol appears together as follows below.

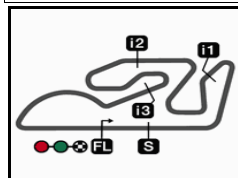
© DORNA, 2022

Official MotoGP Timing by TISSOT

www.motogp.com

Cheste, Friday, November 04, 2022






4005 m.

GRAN PREMIO MOTUL DE LA COMUNITAT VALENCIANA

Free Practice Nr. 2

Top Speed & Average

8

	Rider	Nation	Motorcycle	Top 5 speeds					Average	Top
44	David MUÑOZ	SPA	KTM	232.2	230.7	229.2	228.4	227.6	229.3	232.2
43	Xavier ARTIGAS	SPA	CFMOTO	231.5	231.5	229.2	228.4	226.9	229.5	231.5
96	Daniel HOGGADO	SPA	KTM	231.5	224.7	224.7	223.9	223.9	225.2	231.5
7	Dennis FOGGIA	ITA	HONDA	230.7	227.6	226.9	226.9	226.1	227.0	230.7
10	Diogo MOREIRA	BRA	KTM	230.7	229.2	228.4	227.6	226.9	228.6	230.7
71	Ayumu SASAKI	JPN	HUSQVARNA	230.7	229.2	228.4	226.1	225.4	227.2	230.7
31	Adrian FERNANDEZ	SPA	KTM	229.9	226.9	222.5	221.0	221.0	223.0	229.9
6	Ryusei YAMANAKA	JPN	KTM	229.2	228.4	228.4	227.6	226.9	227.9	229.2
17	John MCPHEE	GBR	HUSQVARNA	229.2	228.4	228.4	227.6	227.6	228.1	229.2
38	David SALVADOR	SPA	KTM	229.2	225.4	225.4	224.7	224.7	225.9	229.2
9	Nicola Fabio CARRARO	ITA	KTM	228.4	227.6	226.9	226.1	225.4	226.9	228.4
23	Elia BARTOLINI	ITA	KTM	228.4	226.9	226.1	225.4	224.7	226.0	228.4
24	Tatsuki SUZUKI	JPN	HONDA	228.4	226.9	226.9	226.9	226.9	227.2	228.4
28	Izan GUEVARA	SPA	GASGAS	227.6	226.9	225.4	225.4	224.7	225.5	227.6
54	Riccardo ROSSI	ITA	HONDA	227.6	226.9	225.4	224.7	224.7	225.9	227.6
77	Filippo FARIOLI	ITA	GASGAS	227.6	226.9	226.1	224.7	224.7	226.0	227.6
16	Andrea MIGNO	ITA	HONDA	226.9	226.1	225.4	223.9	223.9	225.2	226.9
48	Ivan ORTOLÁ	SPA	KTM	226.9	225.4	225.4	225.4	225.4	225.7	226.9
66	Joel KELSO	AUS	KTM	226.9	226.1	225.4	223.9	223.9	225.0	226.9
95	David ALMANSA	SPA	KTM	226.9	226.1	223.9	223.9	222.5	224.0	226.9
11	Sergio GARCIA	SPA	GASGAS	226.1	224.7	223.9	223.9	223.2	224.2	226.1
53	Deniz ÖNCÜ	TUR	KTM	226.1	225.4	224.7	223.2	223.2	224.3	226.1
5	Jaume MASIA	SPA	KTM	225.4	225.4	224.7	223.9	223.2	224.3	225.4
20	Lorenzo FELLON	FRA	HONDA	225.4	225.4	224.7	223.9	223.9	224.7	225.4
22	Ana CARRASCO	SPA	KTM	225.4	223.9	223.9	223.9	223.2	223.9	225.4
27	Kaito TOBA	JPN	KTM	225.4	224.7	223.9	223.2	222.5	223.9	225.4
70	Joshua WHATLEY	GBR	HONDA	225.4	225.4	224.7	223.9	223.9	224.7	225.4
72	Taiyo FURUSATO	JPN	HONDA	225.4	224.7	223.9	223.2	222.5	223.3	225.4
99	Carlos TATAY	SPA	CFMOTO	225.4	223.9	223.2	223.2	221.8	223.0	225.4
19	Scott OGDEN	GBR	HONDA	223.2	221.0	219.6	218.2	217.5	219.9	223.2
67	Alberto SURRA	ITA	HONDA	221.8	221.0	220.3	219.6	217.5	219.6	221.8
64	Mario AJI	INA	HONDA	220.3	218.9	218.9	218.9	218.9	219.2	220.3

These data/results cannot be reproduced, stored and/or transmitted in whole or in part by any manner of electronic, mechanical, photocopying, recording, broadcasting or otherwise now known or herein after developed without the previous express consent by the copyright owner, except for reproduction in daily press and regular printed publications on sale to the public within 60 days of the event related to those data/results and always provided that copyright symbol appears together as follows below.

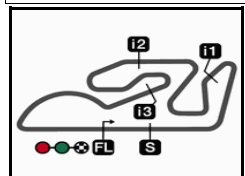
© DORNA, 2022

Official MotoGP Timing by TISSOT
www.motogp.com





Cheste, Friday, November 04, 2022



4005 m.

GRAN PREMIO MOTUL DE LA COMUNITAT VALENCIANA

Free Practice Nr. 2

Chronological Analysis of Performances

9

* Lap / Sector time cancelled						T1 Time from finish line to 1st intermedate					T3 Time from 2nd intermed. to 3rd intermed.				
P Crossing the finish line in pit lane						T2 Time from 1st intermed. to 2nd intermed.					T4 Time from 3rd intermediate to finish line				
Lap	Lap Time	T1	T2	T3	T4	Speed	Lap	Lap Time	T1	T2	T3	T4	Speed		
1st	24	Tatsuki SUZUKI			Leopard Racing JPN		Runs=2 Total laps=15 Full laps=4		5	1'41.090 *	23.234	26.837	23.208	27.811*	223.2
1	2'43.030	27.585	27.957	26.991	28.297		6	1'54.259 P	25.66*	31.377	25.434	31.785	221.8		
2	1'47.627 *	23.506	27.100	28.786	28.235*	224.7	7	5'56.698	26.035	27.442	23.431	28.052			
3	1'40.861 *	23.265	26.678	23.184	27.734*	228.4	8	1'40.964	23.416	26.751	23.037	27.760	216.9		
4	1'43.770 *	23.328	26.742	25.861	27.839*	226.9	9	1'40.774	23.391	26.653	23.050	27.680	216.9		
5	1'41.002 *	23.240	26.745	23.270	27.747*	226.9	10	1'43.909	24.144	27.918	23.739	28.108	216.9		
6	1'40.926 *	23.29*	26.650	23.232	27.750*	226.9	11	1'40.730 *	23.383	26.620	22.956	27.771*	216.9		
7	1'52.735 P	23.324	28.917	25.598	34.896	226.1	12	1'40.677	23.342	26.544	23.140	27.651	216.9		
8	6'23.297 *	25.439	27.550	23.418	27.817*		13	1'45.556 P	23.637	27.036	23.578	31.305	217.5		
9	1'41.356	23.379	26.935	23.190	27.852	223.9	14	7'44.535	6'26.035	27.882	23.126	27.492			
10	1'40.960	23.318	26.795	23.100	27.747	223.2	15	1'40.324	23.219	26.682	22.920	27.503	221.8		
11	1'40.795 *	23.267	26.746	23.052	27.730*	223.2	16	1'39.537	23.064	26.199	22.759	27.515	221.8		
12	1'52.397 P	23.324	26.797	24.444	37.832	222.5	17	1'40.131 *	23.196	26.455	22.939	27.541*	225.4		
13	10'32.252 *	26.153	27.208*	23.151	27.594*		4th	11	Sergio GARCIA			Valresa GASGAS Asp SPA			
14	1'39.467	23.028	26.320	22.732	27.387	226.9	Runs=2 Total laps=19 Full laps=5		1	2'01.746	22.396	27.512	23.639	28.233	
15	1'39.536	22.995	26.379	22.837	27.325	226.1	2	1'41.965 *	23.590	26.972	23.291	28.112*	219.6		
2nd	7	Dennis FOGGIA			Leopard Racing ITA		3	1'41.614 *	23.551	26.938	23.201	27.924*	221.8		
Runs=2 Total laps=19 Full laps=8		1	2'44.568	22.229	27.664	26.679	27.993	4	1'41.234 *	23.437	26.789	23.180	27.828*	223.2	
2	1'41.518 *	23.425	26.852	23.289	27.952*	230.7	5	1'41.165 *	23.478	26.864	23.137	27.686*	221.8		
3	1'40.862	23.342	26.601	23.261	27.658	226.1	6	1'40.969 *	23.425	26.740	23.128	27.676*	223.9		
4	1'41.620 *	23.89*	26.854	23.208	27.665	227.6	7	1'41.088 *	23.45*	26.736	23.219	27.679	221.8		
5	1'40.701 *	23.248	26.564	23.139	27.750*	226.9	8	1'41.000 *	23.402	26.734*	23.153	27.711	221.0		
6	1'45.055 *	24.27*	29.052	23.544	28.186	226.1	9	1'40.677	23.440	26.694	23.007	27.536	222.5		
7	1'40.574	23.311	26.435	23.220	27.608	226.1	10	1'43.226 P	23.337	26.836	23.248	29.805	221.8		
8	1'40.707 *	23.416	26.584	23.107	27.600*	226.1	11	6'40.596 *	22.262	27.074	23.245	27.917*			
9	1'44.361 P	24.175	27.191	23.368	29.627	225.4	12	1'41.188 *	23.467	26.721	23.303	27.697*	219.6		
10	5'32.467	23.372	27.587	23.133	27.479		13	1'40.786	23.383	26.655	23.096	27.652	219.6		
11	1'40.232 *	23.266	26.473	22.943	27.550*	223.9	14	1'40.863 *	23.270	26.714	23.203	27.676*	222.5		
12	1'40.057	23.148	26.377	22.973	27.559	223.9	15	1'44.641 P	23.372	26.728	23.206	31.335	223.2		
13	1'40.130	23.136	26.457	22.965	27.572	223.2	16	4'35.348	23.508	27.925	23.044	27.361			
14	1'40.120	23.206	26.402	22.984	27.528	225.4	17	1'39.627	23.168	26.313	22.911	27.235	223.9		
15	1'39.862	23.069	26.342	22.880	27.571	225.4	18	1'39.586	23.061	26.262	22.817	27.446	226.1		
16	1'45.246 P	26.411	26.512	23.206	29.117	225.4	19	1'39.817	23.137	26.335	22.960	27.385	224.7		
17	5'43.729 *	21.503	26.775	23.103	28.079*		5th	38	David SALVADOR			Angeluss MTA Team SPA			
18	1'39.622	23.044	26.279	22.896	27.403	226.9	Runs=2 Total laps=15 Full laps=18		1	2'28.716	25.872	28.644	23.933	29.558	
19	1'39.488	23.133	26.244	22.850	27.261	226.1	2	1'42.959	23.818	27.280	23.624	28.237	218.9		
3rd	99	Carlos TATAY			CFMOTO Racing Pru SPA		3	1'42.047	23.623	27.033	23.358	28.033	221.8		
Runs=2 Total laps=17 Full laps=22		1	2'46.287 *	27.436	29.644	23.979	28.595*	4	1'41.917	23.586	27.048	23.423	27.860	222.5	
2	1'42.023	23.681	27.045	23.361	27.936	221.0	5	1'41.785 *	23.577	26.894	23.454	27.860*	224.7		
3	1'40.843	23.278	26.693	23.173	27.699	223.2	6	1'47.309 *	27.23*	27.479	24.761	27.830	221.8		
4	1'41.086	23.274	26.664	23.288	27.860	223.9	7	1'41.221	23.470	26.772	23.289	27.690	225.4		
							8	1'46.473 P	23.660	27.097	23.597	32.119	224.7		

Fastest Lap: Tatsuki SUZUKI Leopard Racing JPN **1'39.467** 23.028 26.320 22.732 27.387

These data/results cannot be reproduced, stored and/or transmitted in whole or in part by any manner of electronic, mechanical, photocopying, recording, broadcasting or otherwise now known or herein after developed without the previous express consent by the copyright owner, except for reproduction in daily press and regular printed publications on sale to the public within 60 days of the event related to those data/results and always provided that copyright symbol appears together as follows below.
© DORNA, 2022

Free Practice Nr. 2

Moto3

Lap	Lap Time	T1	T2	T3	T4	Speed	Lap	Lap Time	T1	T2	T3	T4	Speed
9	7'05.308	25.126	28.022	23.900	27.926		9	1'41.134	23.426	26.800	23.229	27.679	223.9
10	1'41.666 *	23.509	26.929	23.273	27.955*	220.3	10	1'46.231 *	23.403	29.953*	24.486	28.389	222.5
11	1'42.029 *	23.623	26.953	23.474	27.979*	220.3	11	1'41.288	23.397	26.856	23.330	27.705	221.8
12	1'44.992 P	23.879	27.121	23.417	30.575	219.6	12	1'46.028 P	23.468	26.900	23.309	32.351	224.7
13	10'29.697	9'10.560	27.762	23.712	27.663		13	7'28.551	24.160	27.624	23.771	28.124	
14	1'47.959	23.271	32.245	25.036	27.407	225.4	14	1'41.296	23.396	26.833	23.341	27.726	223.2
15	1'39.597	23.182	26.335	22.894	27.186	229.2	15	1'41.211 *	23.39*	26.770	23.335	27.715	223.9

6th 10 Diogo MOREIRA MT Helmets - MSI BRA
Runs=2 Total laps=16 Full laps=11

1	2'38.263	24.942	27.937	26.725	28.210	
2	1'41.342	23.465	26.962	23.232	27.683	222.5
3	1'40.756	23.209	26.757	23.192	27.598	226.1
4	1'41.031	23.315	26.807	23.151	27.758	226.9
5	1'41.411	23.425	26.754	23.148	28.084	225.4
6	1'41.103	23.565	26.741	23.206	27.591	224.7
7	1'40.931	23.528	26.656	23.091	27.656	229.2
8	1'45.215 P	23.470	26.627	23.463	31.655	230.7
9	9'26.549	22.472	27.120	23.262	27.803	
10	1'40.916	23.400	26.788	23.146	27.582	220.3
11	1'40.721	23.312	26.603	23.123	27.683	221.0
12	1'40.832	23.246	26.782	23.082	27.722	223.9
13	1'49.592 P	24.020	27.795	26.412	31.365	224.7
14	6'53.453	22.678	26.775	23.152	28.158	
15	1'39.599	23.013	26.330	22.852	27.404	228.4
16	1'40.029	23.179	26.402	22.993	27.455	227.6

7th 43 Xavier ARTIGAS CFMOTO Racing Pru SPA
Runs=2 Total laps=16 Full laps=22

1	2'38.947	33.367	27.726	27.077	28.313	
2	1'41.392 *	23.67*	26.872	23.148	27.700	225.4
3	1'40.618	23.341	26.693	23.089	27.495	226.9
4	1'40.783	23.372	26.641	23.047	27.723	228.4
5	1'40.975	23.328	26.652	23.134	27.861	231.5
6	1'41.101	23.480	26.713	23.232	27.676	224.7
7	1'40.805	23.412	26.618	23.122	27.653	225.4
8	1'45.587 P	23.351	26.697	23.208	32.331	229.2
9	6'48.996	28.822	27.689	23.702	28.315	
10	1'42.353	23.502	26.801	24.066	27.984	223.9
11	1'40.989 *	23.227	26.572	22.908	28.282*	223.9
12	1'41.044	23.406	26.630	23.214	27.794	222.5
13	1'45.271 P	23.384	26.756	23.160	31.971	223.9
14	9'06.103	7'47.233	27.819	23.471	27.580	
15	1'48.909	26.229	31.206	23.984	27.490	225.4
16	1'39.642	23.233	26.281	22.890	27.238	231.5

8th 96 Daniel HOLGADO Red Bull KTM Ajo SPA
Runs=2 Total laps=19 Full laps=8

1	2'10.440	23.998	28.237	24.072	28.019	
2	1'41.282	23.541	26.896	23.212	27.633	221.8
3	1'41.066	23.519	26.869	23.190	27.488	223.2
4	1'40.982	23.311	26.651	23.356	27.664	223.9
5	1'40.883	23.463	26.753	23.142	27.525	223.2
6	1'40.716 *	23.380	26.691	23.093	27.552*	224.7
7	1'41.148 *	23.45*	26.732	23.218	27.743	221.8
8	1'41.124 *	23.413	26.866*	23.134	27.711	222.5

9th 6 Ryusei YAMANAKA MT Helmets - MSI JPN
Runs=2 Total laps=15 Full laps=8

1	2'33.857	26.012	27.761	24.166	28.513	
2	1'41.722	23.702	26.807	23.402	27.811	223.2
3	1'41.186 *	23.437	26.762	23.207	27.780*	226.9
4	1'41.114	23.445	26.740	23.172	27.757	226.1
5	1'41.458 *	23.433	26.674	23.329	28.022*	228.4
6	1'44.844	23.413	26.686	26.972	27.773	229.2
7	1'46.067 P	23.453	26.764	23.435	32.415	226.9
8	11'08.067	22.488	27.070	23.365	28.048	
9	1'41.809	23.710	26.844	23.460	27.795	220.3
10	1'41.337	23.571	26.735	23.217	27.814	221.0
11	1'41.148	23.561	26.725	23.106	27.756	222.5
12	1'46.206 P	23.817	27.191	23.538	31.660	223.2
13	6'53.340 *	23.222	27.132	23.355	28.736*	
14	1'39.891	23.187	26.368	22.883	27.453	227.6
15	1'39.794	23.171	26.338	22.864	27.421	228.4

10th 17 John MCPHEE Sterilgarda Husqvarna GBR
Runs=2 Total laps=14 Full laps=5

1	2'45.596	24.879	28.733	26.957	28.504	
2	1'41.491	23.576	26.975	23.228	27.712	227.6
3	1'40.810	23.414	26.659	23.101	27.636	229.2
4	1'47.999 *	25.417	31.356	23.573	27.653*	227.6
5	1'40.450 *	23.258	26.600	23.118	27.474*	226.9
6	1'40.986 *	23.42*	26.612	23.316	27.632	226.9
7	1'49.060 P	23.416	28.057	24.783	32.804	228.4
8	9'36.468	31.153	28.650	23.864	28.011	
9	1'41.554 *	23.505	26.897	23.220	27.932*	222.5
10	1'41.470	23.616	26.853	23.182	27.819	220.3
11	1'51.131 P	25.371	28.161	24.519	33.080	223.2
12	9'37.118	29.167	27.298	24.018	28.726	
13	1'39.837	23.024	26.509	22.908	27.396	227.6
14	1'40.329	23.224	26.543	23.102	27.460	228.4

11th 28 Izan GUEVARA Valresa GASGAS Asp SPA
Runs=1 Total laps=18 Full laps=14

1	3'29.575	22.737	27.714	23.500	27.966	
2	1'41.225	23.420	26.781	23.228	27.796	223.9
3	1'41.171	23.515	26.729	23.138	27.789	225.4
4	1'40.716	23.335	26.735	22.982	27.664	224.7
5	1'40.721 *	23.430	26.601	23.044	27.646*	224.7
6	1'44.578 P	23.23*	26.621	23.083	31.643	223.9
7	9'56.956	23.966	27.635	23.287	27.699	

Fastest Lap: Tatsuki SUZUKI Leopard Racing JPN **1'39.467** 23.028 26.320 22.732 27.387

These data/results cannot be reproduced, stored and/or transmitted in whole or in part by any manner of electronic, mechanical, photocopying, recording, broadcasting or otherwise now known or herein after developed without the previous express consent by the copyright owner, except for reproduction in daily press and regular printed publications on sale to the public within 60 days of the event related to those data/results and always provided that copyright symbol appears together as follows below.
© DORNA, 2022

Free Practice Nr. 2

Moto3

Lap	Lap Time	T1	T2	T3	T4	Speed	Lap	Lap Time	T1	T2	T3	T4	Speed
8	1'40.175	23.288	26.463	22.862	27.562	223.9	11	1'49.178 P	24.670	27.873	23.785	32.850	225.4
9	1'40.197	23.202	26.458	23.017	27.520	223.9	12	9'21.982	22.280	27.079	23.393	27.734	
10	1'40.280	23.228	26.517	22.963	27.572	223.9	13	2'03.007	23.017	48.071	24.007	27.912	225.4
11	1'39.909	23.160	26.352	22.906	27.491	226.9	14	1'40.221	23.188	26.612	22.985	27.436	224.7
12	1'40.249	23.098	26.360	22.957	27.834	227.6							
13	1'40.404	23.278	26.464	23.108	27.554	224.7							
14	1'40.116	23.102	26.435	23.062	27.517	223.2							
15	1'40.683	23.286	26.876	23.024	27.497	223.9							
16	1'40.114	23.231	26.392	23.012	27.479	223.9							
17	1'39.973	23.098	26.396	22.887	27.592	225.4							
18	1'40.132	23.198	26.426	22.887	27.621	224.7							

12th 44 David MUÑOZ		BOE Motorsports			SPA	
Runs=1	Total laps=11	Full laps=6				
1	2'44.765	29.058	28.107	27.876	34.592	
2	1'41.481	23.604	26.903	23.244	27.730	229.2
3	1'40.900	23.352	26.577	23.269	27.702	227.6
4	1'42.025	24.400	26.733	23.170	27.722	228.4
5	1'40.789 *	23.260	26.705	23.236	27.588*	226.1
6	1'56.586 P	23.28*	29.490	32.166	31.642	225.4
7	10'45.072	27.572	27.706	23.920	27.877	
	unfinished	23.255	26.823	23.304		227.6
8	15'10.556		27.393	24.762	31.792	
9	1'39.935	23.190	26.429	23.049	27.267	230.7
10	1'40.785 *	23.030	26.495	23.195	28.065*	232.2

13th 31 Adrian FERNANDEZ		Red Bull KTM Tech3			SPA	
Runs=2	Total laps=15	Full laps=8				
1	2'17.431	23.584	27.645	23.634	28.471	
2	1'42.012	23.816	27.012	23.396	27.788	217.5
3	1'41.607	23.607	26.866	23.330	27.804	220.3
4	1'41.336 *	23.417	26.858	23.156	27.905*	221.0
5	1'41.296	23.579	26.785	23.179	27.753	220.3
6	1'40.888	23.407	26.728	23.160	27.593	222.5
7	1'47.439 P	23.577	27.116	23.695	33.051	219.6
8	5'42.281 *	23.177	27.271	23.343	27.800*	
9	1'41.134	23.464	26.835	23.206	27.629	221.0
10	1'41.289	23.415	26.941	23.217	27.716	221.0
11	1'40.755	23.382	26.706	23.073	27.594	221.0
12	1'44.558 P	23.366	26.664	23.179	31.349	221.0
13	12'20.010	22.529	26.842	23.234	27.505	
14	1'39.996	23.118	26.412	23.100	27.366	226.9
15	1'41.203 *	23.686	26.995	22.926	27.596*	229.9

14th 71 Ayumu SASAKI		Sterilgarda Husqvarna			JPN	
Runs=2	Total laps=14	Full laps=7				
1	2'51.660	22.129	27.432	23.524	27.640	
2	1'40.925	23.339	26.762	23.088	27.736	225.4
3	1'40.426	23.092	26.634	23.052	27.648	226.1
4	1'40.217	23.189	26.520	22.978	27.530	229.2
5	1'40.475 *	23.134	26.639	23.168	27.534*	230.7
6	1'47.181 P	24.46*	26.929	23.343	32.440	228.4
7	10'06.739	21.993	27.267	23.255	27.758	
8	1'40.679	23.316	26.734	23.058	27.571	223.2
9	1'40.787 *	23.275	26.688	23.160	27.664*	223.9
10	1'40.691	23.282	26.729	23.031	27.649	223.2

15th 95 David ALMANSA		Finetwork Team BOE			SPA	
Runs=2	Total laps=17	Full laps=11				
1	2'34.918	25.478	27.894	24.279	28.144	
2	1'41.572	23.614	26.730	23.399	27.829	222.5
3	1'40.931	23.425	26.681	23.144	27.681	222.5
4	1'40.647	23.432	26.507	23.059	27.649	223.9
5	1'41.449	23.396	26.597	23.415	28.041	226.1
6	1'41.416	23.423	26.608	23.599	27.786	226.9
7	1'43.636	23.519	27.002	24.261	28.854	218.9
8	1'46.809 P	23.572	26.749	23.586	32.902	223.9
9	6'26.120	27.266	27.863	27.454	28.107	
10	1'41.951	23.613	27.093	23.332	27.913	217.5
11	1'45.319 *	26.196	27.898	23.352	27.873*	216.9
12	1'41.376	23.626	26.745	23.152	27.853	218.2
13	1'48.604 P	23.538	27.881	24.573	32.612	220.3
14	7'23.767	24.436	28.644	23.320	27.476	
15	1'40.284	23.290	26.500	23.137	27.357	222.5
16	1'40.326	23.255	26.514	22.886	27.671	221.8
17	1'40.897	23.498	26.614	23.082	27.703	220.3

16th 5 Jaume MASIA		Red Bull KTM Ajo			SPA	
Runs=2	Total laps=16	Full laps=9				
1	2'32.826	25.265	27.818	23.780	28.528	
2	1'41.677	23.598	26.891	23.255	27.933	221.8
3	1'41.416	23.586	26.779	23.209	27.842	223.2
4	1'41.236	23.409	26.748	23.222	27.857	222.5
5	1'41.088	23.431	26.670	23.205	27.782	225.4
6	1'44.373	23.401	28.946	24.039	27.987	224.7
7	1'41.565	23.559	26.821	23.347	27.838	221.8
8	1'45.604 P	23.517	26.820	23.370	31.897	223.9
9	8'21.554	25.232	28.021	23.801	28.120	
10	1'41.423 *	23.535	26.852	23.142	27.894*	220.3
11	1'41.420 *	23.61*	26.774	23.205	27.823*	220.3
12	1'41.467	23.430	26.819	23.277	27.941	222.5
13	1'48.865 P	24.268	27.952	24.662	31.983	221.0
14	7'48.901	23.718	27.300	23.879	28.745	
15	1'40.375	23.287	26.491	22.972	27.625	225.4
16	1'40.450	23.290	26.549	22.970	27.641	223.2

17th 48 Ivan ORTOLÁ		Angeluss MTA Team			SPA	
Runs=2	Total laps=15	Full laps=6				
1	2'46.817 *	24.470	28.626	26.066	29.012*	
2	1'42.026	23.708	26.995	23.470	27.853	223.9
3	1'41.182	23.410	26.691	23.386	27.695	224.7
4	1'42.652 *	23.395	26.712	23.356	29.189*	225.4
5	1'41.425 *	23.537	26.743	23.404	27.741*	225.4
6	1'47.415 P	24.70*	26.925	23.581	32.206	225.4
7	5'42.604 *	24.339	27.516	23.592	28.109*	
8	1'42.055	23.690	27.002	23.608	27.755	219.6
9	1'41.736	23.662	26.945	23.408	27.721	218.2
10	1'41.719 *	23.52*	26.972	23.410	27.809	219.6

Fastest Lap: Tatsuki SUZUKI Leopard Racing JPN **1'39.467** 23.028 26.320 22.732 27.387

These data/results cannot be reproduced, stored and/or transmitted in whole or in part by any manner of electronic, mechanical, photocopying, recording, broadcasting or otherwise now known or herein after developed without the previous express consent by the copyright owner, except for reproduction in daily press and regular printed publications on sale to the public within 60 days of the event related to those data/results and always provided that copyright symbol appears together as follows below.
© DORNA, 2022



Free Practice Nr. 2

Moto3

Lap	Lap Time	T1	T2	T3	T4	Speed	Lap	Lap Time	T1	T2	T3	T4	Speed
11	1'41.721	23.498	26.877	23.487	27.859	220.3	1	2'31.564	1'07.261	28.072	24.119	32.112	
12	1'51.985 P	25.57*	30.237	24.026	32.149	218.9	2	1'43.287 *	23.822	27.481	24.012	27.972*	221.8
13	11'32.583	33.389	28.756	23.685	27.649		3	1'41.474	23.399	26.829	23.391	27.855	224.7
14	1'46.930 *	23.372	32.438	23.711	27.409*	226.9	4	1'41.179	23.340	26.752	23.233	27.854	223.9
15	1'40.398	23.136	26.431	23.087	27.744	225.4	5	1'41.693 *	23.385	26.745	23.497	28.066*	225.4

18th 53 Deniz ÖNCÜ Red Bull KTM Tech3 TUR
Runs=2 Total laps=17 Full laps=6

1	2'47.567	23.509	27.465	24.011	28.264	
2	1'42.238 *	23.812	27.039	23.345	28.042*	221.0
3	1'41.282 *	23.599	26.665	23.180	27.838*	223.2
4	1'41.286	23.499	26.823	23.154	27.810	224.7
5	1'40.905 *	23.385	26.729	23.164	27.627*	223.2
6	1'40.591 *	23.37*	26.726	23.056	27.430	222.5
7	1'41.151	23.396	26.752	23.437	27.566	219.6
8	1'40.734	23.507	26.505	23.155	27.567	226.1
9	1'41.266	23.405	26.906	23.236	27.719	225.4
10	1'43.401 P	23.348	26.756	23.284	30.013	219.6
11	8'06.765	24.476	27.141	23.336	27.707	
12	1'40.405	23.270	26.569	22.972	27.594	222.5
13	1'40.256 *	23.222	26.410	23.075	27.549*	223.2
14	1'41.512 P	23.213	26.638	22.993	28.668	221.8
15	6'12.349	23.485	26.954	23.093	27.510	
16	1'40.224 *	23.185	26.476	23.024	27.539*	221.8
17	1'40.880	23.432	26.478	23.150	27.820	221.8

19th 54 Riccardo ROSSI SIC58 Squadra Corse ITA
Runs=2 Total laps=10 Full laps=3

1	2'45.435	23.000	27.453	26.321	28.145	
2	1'41.461 *	23.523	26.955	23.304	27.679*	224.7
3	1'46.524 *	23.365	26.541	27.383	29.235*	226.9
4	1'40.965 *	23.366	26.672	23.141	27.786*	227.6
5	1'40.866 *	23.35*	26.699	23.245	27.567*	224.7
6	1'40.874 *	23.37*	26.639	23.324	27.539	223.2
unfinished	23.418					225.4
7	1'40.657	22.507	26.971	23.428	27.751	
8	1'40.627	23.451	26.661	23.079	27.436	223.9
9	1'55.932 P	31.407	29.430	24.432	30.663	223.2

20th 66 Joel KELSO CIP Green Power AUS
Runs=2 Total laps=12 Full laps=7

1	2'31.176	25.575	28.760	24.701	30.677	
2	1'46.453	24.034			27.991	219.6
3	1'41.670	23.438	26.857	23.496	27.879	223.9
4	1'42.285	23.568	27.037	23.510	28.170	223.9
5	1'41.574	23.628	26.809	23.305	27.832	226.9
6	1'41.256	23.439	26.649	23.430	27.738	225.4
7	1'47.414 P	23.482	26.660	23.399	33.873	226.1
8	8'31.300 *	24.730	27.745	23.659	30.583*	
9	1'46.172 P	24.458	27.375	23.590	30.749	216.2
10	13'52.645	27.708	28.812	28.491	28.144	
11	1'40.795	23.245	26.629	23.223	27.698	223.9
12	1'40.905	23.272	26.708	23.301	27.624	222.5

21st 23 Elia BARTOLINI QJMotor Avintia Racin ITA
Runs=2 Total laps=15 Full laps=16

1	2'45.435	23.000	27.453	26.321	28.145	
2	1'41.461 *	23.523	26.955	23.304	27.679*	224.7
3	1'46.524 *	23.365	26.541	27.383	29.235*	226.9
4	1'40.965 *	23.366	26.672	23.141	27.786*	227.6
5	1'40.866 *	23.35*	26.699	23.245	27.567*	224.7
6	1'40.874 *	23.37*	26.639	23.324	27.539	223.2
unfinished	23.418					225.4
7	1'40.657	22.507	26.971	23.428	27.751	
8	1'40.627	23.451	26.661	23.079	27.436	223.9
9	1'55.932 P	31.407	29.430	24.432	30.663	223.2

22nd 27 Kaito TOBA CIP Green Power JPN
Runs=2 Total laps=15 Full laps=18

1	2'44.344	31.253	30.114	24.510	28.492	
2	1'42.342	23.868	27.076	23.496	27.902	218.9
3	1'40.799	23.400	26.542	23.144	27.713	223.9
4	1'49.320	23.245	26.855	31.286	27.934	225.4
5	1'41.377 *	23.415	26.693	23.211	28.058*	224.7
6	1'41.650 *	23.52*	26.861	23.517	27.749	221.8
7	1'47.300 P	23.669	27.114	24.268	32.249	220.3
8	8'11.609	29.415	27.907	23.683	28.160	
9	1'41.986	23.664	26.976	23.232	28.114	218.2
10	1'41.247 *	23.430	26.835	23.075	27.907*	218.9
11	1'42.858 *	23.515	26.859*	24.486	27.998	218.2
12	1'49.411 P	23.398	26.658	23.855	35.500	222.5
13	9'05.325	7'45.962	27.709	23.545	28.109	
14	1'56.754	23.555	27.490	37.694	28.015	221.0
15	1'41.120	23.484	26.761	23.279	27.596	223.2

23rd 20 Lorenzo FELLON SIC58 Squadra Corse FRA
Runs=2 Total laps=17 Full laps=7

1	2'20.463	23.858	27.717	23.863	28.208	
2	1'42.385 *	23.870	27.024	23.498	27.993*	219.6
3	1'42.296 *	23.754	27.015	23.516	28.011*	221.8
4	1'57.387 *	26.867	28.179	28.649	33.692*	222.5
5	1'41.811	23.651	26.851	23.354	27.955	225.4
6	1'41.497	23.607	26.809	23.381	27.700	222.5
7	1'41.559	23.560	26.893	23.358	27.748	223.2
8	1'47.302 P	23.599	27.084	23.627	32.992	224.7
9	7'03.890	24.010	28.352	27.236	28.041	
10	1'41.388	23.601	26.748	23.196	27.843	221.8
11	1'41.497	23.496	26.665	23.683	27.653	221.8
12	1'52.093 *	23.70*	29.898	30.449	28.037*	221.8
13	1'41.247	23.539	26.589	23.302	27.817	225.4
14	1'47.602 P	24.555	27.056	23.666	32.325	223.9
15	6'53.195	24.252	27.298	23.846	28.068	
16	1'47.961 *	26.147	30.713	23.390	27.711*	223.2
17	1'40.805	23.850	26.423	23.059	27.473	223.9

Fastest Lap: Tatsuki SUZUKI Leopard Racing JPN 1'39.467 23.028 26.320 22.732 27.387

These data/results cannot be reproduced, stored and/or transmitted in whole or in part by any manner of electronic, mechanical, photocopying, recording, broadcasting or otherwise now known or herein after developed without the previous express consent by the copyright owner, except for reproduction in daily press and regular printed publications on sale to the public within 60 days of the event related to those data/results and always provided that copyright symbol appears together as follows below.
© DORNA, 2022

Free Practice Nr. 2

Moto3

Lap	Lap Time	T1	T2	T3	T4	Speed	Lap	Lap Time	T1	T2	T3	T4	Speed	
24th	9	Nicola Fabio CARR QJMotor Avintia Racin ITA						27th	77	Filippo FARIOLI GASGAS Aspar Team ITA				
		Runs=3	Total laps=15	Full laps=6					Runs=1	Total laps=9	Full laps=6			
1	2'34.388	38.429	29.348	25.978	32.841		1	2'47.989	23.528	27.641	23.793	28.131		
2	1'42.210	23.893	26.886	23.348	28.083	219.6	2	1'42.035	23.547	27.088	23.271	28.129	224.7	
3	1'40.931	23.530	26.564	23.263	27.574	223.2	3	1'41.865	23.647	26.779	23.447	27.992	226.1	
4	1'40.956	23.466	26.561	23.112	27.817	228.4	4	1'41.290	23.481	26.744	23.169	27.896	224.7	
5	1'41.680 *	23.498	26.617	23.351	28.214*	225.4	5	1'41.004 *	23.430	26.661	23.231	27.682*	221.8	
6	1'44.986	23.540	26.547	27.104	27.795	223.2	6	1'41.672 *	23.55*	26.889	23.243	27.981*	227.6	
7	1'40.913 *	23.564	26.501	23.231	27.617*	223.2	unfinished	23.560					220.3	
8	1'48.311 P	23.769	27.061	23.839	33.642	226.1	7	1'52.158	28.049	28.062	28.084	27.963		
9	7'26.737 P	24.181	27.433	23.575	32.424		8	1'41.937	23.407	26.882	23.335	28.313	226.9	
10	5'44.897	25.537	27.763	23.938	28.207		28th	64	Mario AJI Honda Team Asia INA					
11	1'42.268	23.834	26.929	23.762	27.743	218.2			Runs=1	Total laps=18	Full laps=14			
12	1'43.362 P	23.507	26.660	23.281	29.914	221.0	1	2'25.087	26.204	28.634	23.967	29.133		
13	5'49.613	40.785	28.033	23.339	27.547		2	1'43.671	24.413	27.042	23.754	28.462	214.2	
14	1'41.877 *	23.285	26.569	24.230	27.793*	227.6	3	1'42.498	23.979	26.987	23.418	28.114	218.9	
15	1'41.291	23.300	26.628	23.477	27.886	226.9	4	1'45.112	23.762	27.588	25.303	28.459	218.9	
25th	72	Taiyo FURUSATO Honda Team Asia JPN						5	1'42.509	23.780	26.800	23.404	28.525	218.2
		Runs=1	Total laps=18	Full laps=12			6	1'42.019	23.702	26.810	23.458	28.049	218.9	
1	2'25.216	25.502	27.974	24.326	29.543		7	1'46.023	24.269	27.347	26.383	28.024	214.2	
2	1'43.347	23.993	27.116	23.846	28.392	223.9	8	1'42.108	23.769	26.865	23.507	27.967	218.2	
3	1'42.403 *	23.675	27.048	23.602	28.078*	222.5	9	1'48.604 P	24.741	27.894	24.207	31.762	215.5	
4	1'44.084 *	23.740	28.367	23.851	28.126*	222.5	10	10'35.640	24.520	27.964	27.805	30.607		
5	1'42.507	23.732	26.996	23.579	28.200	221.0	11	1'41.343	23.578	26.586	23.275	27.904	217.5	
6	1'42.458	23.987	27.001	23.603	27.867	225.4	12	1'41.909	24.284	26.492	23.139	27.994	217.5	
7	1'42.702	23.694	27.147	23.612	28.249	219.6	13	1'42.571	24.129	26.813	23.329	28.300	217.5	
8	1'50.493 P	23.763	27.946	25.007	33.777	221.0	14	1'42.287	23.807	26.975	23.496	28.009	214.2	
9	11'04.499	26.391	28.755	24.087	28.031		15	1'48.889	25.783	27.731	25.598	29.777	214.2	
10	1'40.961	23.420	26.617	23.259	27.665	222.5	16	1'45.013	24.275	27.749	24.826	28.163	216.2	
11	1'40.943	23.299	26.643	23.205	27.796	222.5	17	1'51.608 *	23.914	27.708	31.400	28.586*	218.9	
12	1'41.442	23.329	26.746	23.375	27.992	223.2	18	1'41.836	23.750	26.897	23.286	27.903	220.3	
13	1'41.834	23.533	26.841	23.441	28.019	220.3	29th	19	Scott OGDEN VisionTrack Racing T GBR					
14	1'42.211	23.772	26.922	23.538	27.979	219.6			Runs=4	Total laps=12	Full laps=3			
15	1'41.868	23.633	26.855	23.376	28.004	219.6	1	2'11.178	24.006	28.338	28.552	30.444		
16	1'45.993 *	24.732	28.438	23.927	28.896*	221.0	2	1'48.970	24.157	28.123	26.945	29.745	216.2	
17	1'42.447	23.664	27.052	23.619	28.112	222.5	3	1'49.757 P	23.95*	28.069	24.136	33.599	217.5	
18	1'42.113	23.683	26.833	23.540	28.057	224.7	4	14'31.969 *	24.541	27.972	23.973	28.526*		
26th	16	Andrea MIGNO Rivacold Snipers Tea ITA						5	1'48.721 *	24.027	28.881	27.402	28.411*	215.5
		Runs=3	Total laps=15	Full laps=7			6	1'45.783 P	23.931	27.319	23.472	31.061	216.9	
1	2'44.439	24.991	27.959	23.899	28.098		7	5'44.091	24.437	27.334	23.896	28.436		
2	1'43.028	23.946	27.731	23.506	27.845	223.9	8	1'42.418	23.764	26.917	23.524	28.213	219.6	
3	1'41.110	23.470	26.746	23.164	27.730	226.9	9	1'45.291 P	23.729	26.944	23.512	31.106	218.2	
4	1'42.154	23.445	26.736	23.942	28.031	226.1	10	4'15.334	25.131	27.360	23.483	27.878		
5	1'41.554 *	23.508	26.761	23.311	27.974*	225.4	11	1'41.374	23.365	26.655	23.405	27.949	221.0	
6	1'51.987 P	27.87*	27.323	25.595	31.195	221.8	12	1'49.777 P	23.71*	26.887	26.080	33.095	223.2	
7	6'07.837	23.794	27.608	23.517	28.157		30th	67	Alberto SURRA Rivacold Snipers Tea ITA					
8	1'41.829	23.775	26.879	23.211	27.964	220.3			Runs=1	Total laps=8	Full laps=6			
9	1'41.580	23.602	26.840	23.240	27.898	221.0	1	2'20.805	25.648	29.192	24.691	28.310		
10	1'44.594 P	23.578	27.455	23.476	30.085	220.3	2	1'42.834	24.343	26.868	23.522	28.101	217.5	
11	6'06.025	23.736	27.445	23.339	28.018		3	1'41.851 *	23.716	26.814	23.290	28.031*	221.0	
12	1'46.382 P	24.272	27.526	23.694	30.890	221.8	4	1'51.111	23.859	29.449	29.187	28.616	219.6	
13	6'59.975	27.217	27.623	23.983	28.533		unfinished	24.111	26.856	24.293			220.3	
14	1'42.739	23.625	26.762	24.518	27.834	221.8								
15	1'40.999	23.436	26.555	23.261	27.747	223.9								

Fastest Lap: Tatsuki SUZUKI Leopard Racing JPN **1'39.467** 23.028 26.320 22.732 27.387

These data/results cannot be reproduced, stored and/or transmitted in whole or in part by any manner of electronic, mechanical, photocopying, recording, broadcasting or otherwise now known or herein after developed without the previous express consent by the copyright owner, except for reproduction in daily press and regular printed publications on sale to the public within 60 days of the event related to those data/results and always provided that copyright symbol appears together as follows below.
© DORNA, 2022

Official MotoGP Timing by TISSOT
www.motogp.com

Cheste, Friday, November 04, 2022

Page 5 of 6



Free Practice Nr. 2

Moto3

Lap	Lap Time	T1	T2	T3	T4	Speed	Lap	Lap Time	T1	T2	T3	T4	Speed
5	1'41.860	23.141	27.282	23.393	28.044								
6	1'41.798	23.724	26.675	23.200	28.199	217.5							
7	1'41.979	23.585	26.741	23.455	28.198	221.8							

31st 70 Joshua WHATLEY VisionTrack Racing T GBR
Runs=2 Total laps=13 Full laps=8

1	2'20.902	28.927	28.211	26.718	28.353								
2	1'42.531	23.836	26.998	23.683	28.014	223.9							
3	1'42.264	23.733	26.927	23.707	27.897	222.5							
4	1'56.274	25.134	29.714	28.055	33.371	224.7							
5	1'42.615	23.881	27.088	23.658	27.988	225.4							
6	1'41.974	23.769	26.842	23.508	27.855	223.9							
7	2'01.388 P	23.839	27.578	29.939	40.032	221.0							
8	7'50.011 *	24.781	27.874*	27.658	28.143								
9	1'42.584	23.757	27.255	23.480	28.092	221.0							
10	1'49.151 P	23.873	29.215	24.109	31.954	218.2							
11	12'32.547	27.335	29.380	28.764	28.252								
12	1'41.962	23.625	26.982	23.445	27.910	225.4							
13	1'42.192	23.817	26.929	23.545	27.901	222.5							

32nd 22 Ana CARRASCO BOE Motorsports SPA
Runs=2 Total laps=15 Full laps=10

1	2'24.374	26.509	28.628	24.517	29.127								
2	1'44.606	24.074	27.552	24.030	28.950	218.9							
3	1'43.265	23.992	27.249	23.804	28.220	223.9							
4	1'43.184	23.816	27.092	24.045	28.231	223.9							
5	1'46.472 P	23.885	27.245	23.691	31.651	223.2							
6	6'18.046	26.427	28.364	24.527	28.230								
7	1'43.098	23.833	27.151	23.821	28.293	221.8							
8	1'42.718	23.725	27.079	23.711	28.203	221.0							
9	1'52.393	25.944	27.616	29.536	29.297	220.3							
10	1'42.906	23.905	27.108	23.677	28.216	223.9							
11	1'48.724 P	23.800	27.417	25.261	32.246	221.8							
12	10'59.050	25.400	29.628	26.521	28.878								
13	1'48.835	23.731	27.650	28.979	28.475	220.3							
14	1'48.177	23.569	26.896	29.493	28.219	223.2							
15	1'42.460	23.670	26.963	23.527	28.300	225.4							

Fastest Lap: Tatsuki SUZUKI Leopard Racing JPN **1'39.467** 23.028 26.320 22.732 27.387

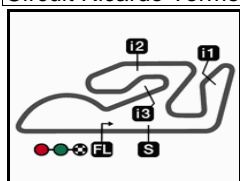
These data/results cannot be reproduced, stored and/or transmitted in whole or in part by any manner of electronic, mechanical, photocopying, recording, broadcasting or otherwise now known or herein after developed without the previous express consent by the copyright owner, except for reproduction in daily press and regular printed publications on sale to the public within 60 days of the event related to those data/results and always provided that copyright symbol appears together as follows below.
© DORNA, 2022

Official MotoGP Timing by TISSOT
www.motogp.com

Cheste, Friday, November 04, 2022

Page 6 of 6





4005 m.

GRAN PREMIO MOTUL DE LA COMUNITAT VALENCIANA

Free Practice Nr. 2

Best Partial Times

Moto3™

IT Ideal Lap Time, sum of the best partial times

BT Best Lap Time

T1		T2		T3		T4				IT	BT	
Pos	Rider	Time	Rider	Time	Rider	Time	Rider	Time	Pos	Rider	IT	BT
1	T.SUZUKI	22.995	C.TATAY	26.199	T.SUZUKI	22.732	D.SALVADOR	27.186	1	T.SUZUKI	1'39.372	1'39.467 (1)
2	D.MOREIRA	23.013	D.FOGGIA	26.244	C.TATAY	22.759	D.HOLGADO	27.218	2	S.GARCIA	1'39.375	1'39.586 (4)
3	A.SASAKI	23.017	S.GARCIA	26.262	S.GARCIA	22.817	S.GARCIA	27.235	3	D.FOGGIA	1'39.399	1'39.488 (2)
4	J.MCPHEE	23.024	X.ARTIGAS	26.281	D.FOGGIA	22.850	X.ARTIGAS	27.238	4	C.TATAY	1'39.514	1'39.537 (3)
5	D.MUÑOZ	23.030	T.SUZUKI	26.320	D.MOREIRA	22.852	D.FOGGIA	27.261	5	D.SALVADOR	1'39.597	1'39.597 (5)
6	D.FOGGIA	23.044	D.MOREIRA	26.330	I.GUEVARA	22.862	D.MUÑOZ	27.267	6	D.MOREIRA	1'39.599	1'39.599 (6)
7	S.GARCIA	23.061	D.SALVADOR	26.335	R.YAMANAKA	22.864	T.SUZUKI	27.325	7	X.ARTIGAS	1'39.636	1'39.642 (7)
8	C.TATAY	23.064	R.YAMANAKA	26.338	D.HOLGADO	22.874	D.ALMANSA	27.357	8	D.HOLGADO	1'39.671	1'39.671 (8)
9	I.GUEVARA	23.098	I.GUEVARA	26.352	D.ALMANSA	22.886	A.FERNANDEZ	27.366	9	D.MUÑOZ	1'39.775	1'39.935 (12)
10	A.FERNANDEZ	23.118	D.ÖNCÜ	26.410	X.ARTIGAS	22.890	J.MCPHEE	27.396	10	I.GUEVARA	1'39.791	1'39.909 (11)
11	I.ORTOLÁ	23.136	A.FERNANDEZ	26.412	D.SALVADOR	22.894	D.MOREIRA	27.404	11	R.YAMANAKA	1'39.794	1'39.794 (9)
12	D.HOLGADO	23.159	D.HOLGADO	26.420	J.MCPHEE	22.908	R.YAMANAKA	27.421	12	A.FERNANDEZ	1'39.822	1'39.996 (13)
13	R.YAMANAKA	23.171	L.FELLON	26.423	A.FERNANDEZ	22.926	D.ÖNCÜ	27.430	13	J.MCPHEE	1'39.837	1'39.837 (10)
14	D.SALVADOR	23.182	D.MUÑOZ	26.429	J.MASIA	22.970	R.ROSSI	27.436	14	A.SASAKI	1'39.951	1'40.217 (14)
15	D.ÖNCÜ	23.185	I.ORTOLÁ	26.431	D.ÖNCÜ	22.972	A.SASAKI	27.436	15	D.ÖNCÜ	1'39.997	1'40.405 (18)
16	X.ARTIGAS	23.227	J.MASIA	26.491	A.SASAKI	22.978	L.FELLON	27.473	16	D.ALMANSA	1'39.998	1'40.284 (15)
17	K.TOBA	23.245	M.AJI	26.492	D.MUÑOZ	23.049	I.GUEVARA	27.479	17	I.ORTOLÁ	1'40.303	1'40.398 (17)
18	J.KELSO	23.245	D.ALMANSA	26.500	L.FELLON	23.059	C.TATAY	27.492	18	J.MASIA	1'40.373	1'40.375 (16)
19	D.ALMANSA	23.255	N.CARRARO	26.501	K.TOBA	23.075	E.BARTOLINI	27.543	19	R.ROSSI	1'40.421	1'40.627 (19)
20	E.BARTOLINI	23.272	J.MCPHEE	26.509	R.ROSSI	23.079	N.CARRARO	27.547	20	N.CARRARO	1'40.445	1'40.931 (24)
21	N.CARRARO	23.285	E.BARTOLINI	26.513	I.ORTOLÁ	23.087	K.TOBA	27.596	21	L.FELLON	1'40.451	1'40.805 (23)
22	J.MASIA	23.287	A.SASAKI	26.520	N.CARRARO	23.112	J.KELSO	27.624	22	K.TOBA	1'40.458	1'40.799 (22)
23	T.FURUSATO	23.299	R.ROSSI	26.541	M.AJI	23.139	J.MASIA	27.625	23	E.BARTOLINI	1'40.561	1'40.796 (21)
24	S.ODGEN	23.365	K.TOBA	26.542	A.MIGNO	23.164	I.ORTOLÁ	27.649	24	J.KELSO	1'40.721	1'40.795 (20)

These data/results cannot be reproduced, stored and/or transmitted in whole or in part by any manner of electronic, mechanical, photocopying, recording, broadcasting or otherwise now known or herein after developed without the previous express consent by the copyright owner, except for reproduction in daily press and regular printed publications on sale to the public within 60 days of the event related to those data/results and always provided that copyright symbol appears together as follows below.


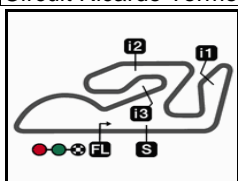
© DORNA, 2022

Official MotoGP Timing by TISSOT

www.motogp.com



Circuit Ricardo Tormo

Results and timing service provided by  TISSOT

4005 m.

GRAN PREMIO MOTUL DE LA COMUNITAT VALENCIANA

Free Practice Nr. 2

Best Partial Times

Moto3™

IT Ideal Lap Time, sum of the best partial times

BT Best Lap Time

T1		T2		T3		T4				IT		BT
Pos	Rider	Time	Rider	Time	Rider	Time	Rider	Time	Pos	Rider	IT	BT
25	R.ROSSI	23.365	A.MIGNO	26.555	F.FARIOLI	23.169	T.FURUSATO	27.665	25	T.FURUSATO	1'40.786	1'40.943 (25)
26	F.FARIOLI	23.407	T.FURUSATO	26.617	A.SURRA	23.200	A.MIGNO	27.730	26	A.MIGNO	1'40.885	1'40.999 (26)
27	A.MIGNO	23.436	J.KELSO	26.629	T.FURUSATO	23.205	J.WHATLEY	27.855	27	M.AJI	1'41.112	1'41.343 (28)
28	L.FELLON	23.496	S.OGDEN	26.655	J.KELSO	23.223	S.OGDEN	27.878	28	F.FARIOLI	1'41.133	1'41.290 (27)
29	A.CARRASCO	23.569	F.FARIOLI	26.661	E.BARTOLINI	23.233	F.FARIOLI	27.896	29	S.OGDEN	1'41.303	1'41.374 (29)
30	M.AJI	23.578	A.SURRA	26.675	S.OGDEN	23.405	M.AJI	27.903	30	A.SURRA	1'41.504	1'41.798 (30)
31	A.SURRA	23.585	J.WHATLEY	26.842	J.WHATLEY	23.445	A.SURRA	28.044	31	J.WHATLEY	1'41.767	1'41.962 (31)
32	J.WHATLEY	23.625	A.CARRASCO	26.896	A.CARRASCO	23.527	A.CARRASCO	28.203	32	A.CARRASCO	1'42.195	1'42.460 (32)

These data/results cannot be reproduced, stored and/or transmitted in whole or in part by any manner of electronic, mechanical, photocopying, recording, broadcasting or otherwise now known or herein after developed without the previous express consent by the copyright owner, except for reproduction in daily press and regular printed publications on sale to the public within 60 days of the event related to those data/results and always provided that copyright symbol appears together as follows below.

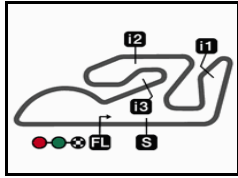
© DORNA, 2022

Official MotoGP Timing by TISSOT

www.motogp.com


motoE





4005 m.

Moto3™**GRAN PREMIO MOTUL DE LA COMUNITAT VALENCIANA****Free Practice Nr. 2****Fastest Laps Sequence**

<i>Practice Time</i>	 <i>Rider</i>	<i>Nation</i>	<i>Motorcycle</i>	<i>Time</i>	<i>Km/h</i>	<i>Rider's Lap</i>
3'51.722	96 Daniel HOLGADO	SPA	KTM	1'41.282	142.3	2
4'32.585	71 Ayumu SASAKI	JPN	HUSQVARNA	1'40.925	142.8	2
6'00.361	10 Diogo MOREIRA	BRA	KTM	1'40.756	143.0	3
6'00.957	43 Xavier ARTIGAS	SPA	CFMOTO	1'40.618	143.2	3
6'13.011	71 Ayumu SASAKI	JPN	HUSQVARNA	1'40.426	143.5	3
7'53.228	71 Ayumu SASAKI	JPN	HUSQVARNA	1'40.217	143.8	4
23'35.117	28 Izan GUEVARA	SPA	GASGAS	1'40.175	143.9	8
25'12.722	7 Dennis FOGGIA	ITA	HONDA	1'40.057	144.0	12
28'35.503	28 Izan GUEVARA	SPA	GASGAS	1'39.909	144.3	11
30'12.834	7 Dennis FOGGIA	ITA	HONDA	1'39.862	144.3	15
36'57.733	11 Sergio GARCIA	SPA	GASGAS	1'39.627	144.7	17
38'37.319	11 Sergio GARCIA	SPA	GASGAS	1'39.586	144.7	18
38'39.292	99 Carlos TATAY	SPA	CFMOTO	1'39.537	144.8	16
38'40.475	24 Tatsuki SUZUKI	JPN	HONDA	1'39.467	144.9	14

These data/results cannot be reproduced, stored and/or transmitted in whole or in part by any manner of electronic, mechanical, photocopying, recording, broadcasting or otherwise now known or herein after developed without the previous express consent by the copyright owner, except for reproduction in daily press and regular printed publications on sale to the public within 60 days of the event related to those data/results and always provided that copyright symbol appears together as follows below.

© DORNA, 2022

Official MotoGP Timing by TISSOT
www.motogp.com

Cheste, Friday, November 04, 2022

