


5543 m.

PETRONAS GRAND PRIX OF MALAYSIA

Warm Up Classification

25

	Rider	Nation	Team	Motorcycle	Time	Lap	Total	Gap	Top Speed
1	5 Johann ZARCO	FRA	Prima Pramac Racing	DUCATI	2'02.442	9	9		329.2
2	93 Marc MARQUEZ	SPA	Repsol Honda Team	HONDA	2'03.134	7	7	0.692 0.692	324.3
3	73 Alex MARQUEZ	SPA	LCR Honda CASTROL	HONDA	2'03.617	7	7	1.175 0.483	324.3
4	88 Miguel OLIVEIRA	POR	Red Bull KTM Factory Racing	KTM	2'03.998	9	9	1.556 0.381	312.1
5	42 Alex RINS	SPA	Team SUZUKI ECSTAR	SUZUKI	2'04.089	9	9	1.647 0.091	320.4
6	35 Cal CRUTCHLOW	GBR	WithU Yamaha RNF MotoGP Tea	YAMAHA	2'04.552	9	9	2.110 0.463	320.4
7	36 Joan MIR	SPA	Team SUZUKI ECSTAR	SUZUKI	2'04.646	8	8	2.204 0.094	325.3
8	63 Francesco BAGNAIA	ITA	Ducati Lenovo Team	DUCATI	2'04.713	9	9	2.271 0.067	330.2
9	49 Fabio DI GIANNANTONIO	ITA	Gresini Racing MotoGP	DUCATI	2'05.186	9	9	2.744 0.473	316.7
10	44 Pol ESPARGARO	SPA	Repsol Honda Team	HONDA	2'05.435	7	7	2.993 0.249	300.0
11	10 Luca MARINI	ITA	Mooney VR46 Racing Team	DUCATI	2'06.415	9	9	3.973 0.980	312.1
12	23 Enea BASTIANINI	ITA	Gresini Racing MotoGP	DUCATI	2'06.435	9	9	3.993 0.020	318.5
13	40 Darryn BINDER	RSA	WithU Yamaha RNF MotoGP Tea	YAMAHA	2'06.991	9	9	4.549 0.556	304.2
14	33 Brad BINDER	RSA	Red Bull KTM Factory Racing	KTM	2'07.768	9	9	5.326 0.777	318.5
15	41 Aleix ESPARGARO	SPA	Aprilia Racing	APRILIA	2'08.483	6	8	6.041 0.715	313.9
16	12 Maverick VIÑALES	SPA	Aprilia Racing	APRILIA	2'08.597	6	8	6.155 0.114	313.9
17	20 Fabio QUARTARARO	FRA	Monster Energy Yamaha MotoGP	YAMAHA	2'08.630	8	8	6.188 0.033	318.5
18	25 Raul FERNANDEZ	SPA	Tech3 KTM Factory Racing	KTM	2'09.422	3	9	6.980 0.792	317.6
19	72 Marco BEZZECCHI	ITA	Mooney VR46 Racing Team	DUCATI	2'09.722	7	8	7.280 0.300	313.9
20	43 Jack MILLER	AUS	Ducati Lenovo Team	DUCATI	2'10.188	5	8	7.746 0.466	319.5
21	87 Remy GARDNER	AUS	Tech3 KTM Factory Racing	KTM	2'10.532	3	9	8.090 0.344	298.3
22	45 Tetsuta NAGASHIMA	JPN	LCR Honda IDEMITSU	HONDA	2'10.828	3	9	8.386 0.296	317.6
23	89 Jorge MARTIN	SPA	Prima Pramac Racing	DUCATI	2'11.019	5	6	8.577 0.191	309.4
24	21 Franco MORBIDELLI	ITA	Monster Energy Yamaha MotoGP	YAMAHA	2'11.214	7	9	8.772 0.195	312.1

Practice condition: **Wet**

Air: 28°

Humidity: 64%

Ground: 32°

Fastest Lap:	Lap: 9	Johann ZARCO	2'02.442	162.9 Km/h
Best Race Lap:	2019	Valentino ROSSI	1'59.661	166.7 Km/h
All Time Lap Record:	2022	Jorge MARTIN	1'57.790	169.4 Km/h

The results are provisional until the end of the limit for protest and appeals.

Time limit for protest expires 30' after publication of the results - Time:

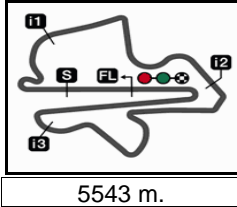
These data/results cannot be reproduced, stored and/or transmitted in whole or in part by any manner of electronic, mechanical, photocopying, recording, broadcasting or otherwise now known or herein after developed without the previous express consent by the copyright owner, except for reproduction in daily press and regular printed publications on sale to the public within 60 days of the event related to those data/results and always provided that copyright symbol appears together as follows below.

© DORNA, 2022

Official MotoGP Timing by **TISSOT**
www.motogp.com

Sepang, Sunday, October 23, 2022





PETRONAS GRAND PRIX OF MALAYSIA

Warm Up

Top Speed & Average

26

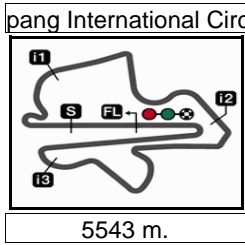


Rider	Nation	Motorcycle	Top 5 speeds					Average	Top
63 Francesco BAGNAIA	ITA	DUCATI	330.2	322.3	315.7	308.5	301.6	315.7	330.2
5 Johann ZARCO	FRA	DUCATI	329.2	325.3	316.7	305.9	300.8	315.6	329.2
36 Joan MIR	SPA	SUZUKI	325.3	310.3	297.5	297.5	292.6	304.6	325.3
73 Alex MARQUEZ	SPA	HONDA	324.3	316.7	297.5	295.8	292.6	305.4	324.3
93 Marc MARQUEZ	SPA	HONDA	324.3	314.8	307.6	306.8		313.4	324.3
35 Cal CRUTCHLOW	GBR	YAMAHA	320.4	310.3	307.6	305.0	302.5	309.2	320.4
42 Alex RINS	SPA	SUZUKI	320.4	311.2	306.8	305.0	304.2	309.5	320.4
43 Jack MILLER	AUS	DUCATI	319.5	312.1	306.8	305.9	296.7	308.2	319.5
20 Fabio QUARTARARO	FRA	YAMAHA	318.5	315.7	313.9	313.0	312.1	314.6	318.5
23 Enea BASTIANINI	ITA	DUCATI	318.5	314.8	304.2	299.1	298.3	305.5	318.5
33 Brad BINDER	RSA	KTM	318.5	316.7	313.9	310.3	306.8	313.2	318.5
25 Raul FERNANDEZ	SPA	KTM	317.6	308.5	306.8	305.9	302.5	307.3	317.6
45 Tetsuta NAGASHIMA	JPN	HONDA	317.6	308.5	307.6	306.8	304.2	308.9	317.6
49 Fabio DI GIANNANTONIO	ITA	DUCATI	316.7	309.4	304.2	299.1	290.3	303.9	316.7
12 Maverick VIÑALES	SPA	APRILIA	313.9	311.2	310.3	305.9	303.3	308.9	313.9
41 Aleix ESPARGARO	SPA	APRILIA	313.9	312.1	308.5	306.8	302.5	308.8	313.9
72 Marco BEZZECCHI	ITA	DUCATI	313.9	310.3	308.5	305.9	303.3	308.4	313.9
10 Luca MARINI	ITA	DUCATI	312.1	305.9	300.8	291.8	291.1	300.3	312.1
21 Franco MORBIDELLI	ITA	YAMAHA	312.1	309.4	309.4	307.6	306.8	309.1	312.1
88 Miguel OLIVEIRA	POR	KTM	312.1	310.3	307.6	298.3	295.0	304.7	312.1
89 Jorge MARTIN	SPA	DUCATI	309.4	309.4	302.5	293.4		303.7	309.4
40 Darryn BINDER	RSA	YAMAHA	304.2	304.2	304.2	302.5	302.5	303.5	304.2
44 Pol ESPARGARO	SPA	HONDA	300.0	295.0	295.0	288.7		294.7	300.0
87 Remy GARDNER	AUS	KTM	298.3	297.5	296.7	295.8	288.0	295.3	298.3

These data/results cannot be reproduced, stored and/or transmitted in whole or in part by any manner of electronic, mechanical, photocopying, recording, broadcasting or otherwise now known or herein after developed without the previous express consent by the copyright owner, except for reproduction in daily press and regular printed publications on sale to the public within 60 days of the event related to those data/results and always provided that copyright symbol appears together as follows below.

© DORNA, 2022





PETRONAS GRAND PRIX OF MALAYSIA
Warm Up
Chronological Analysis of Performances

27

* Lap / Sector time cancelled T1 Time from finish line to 1st intermediate T3 Time from 2nd intermed. to 3rd intermed.
P Crossing the finish line in pit lane T2 Time from 1st intermed. to 2nd intermed. T4 Time from 3rd intermediate to finish line
**Tyre data subject to further updates

Lap	Lap Time	T1	T2	T3	T4	Speed	Lap	Lap Time	T1	T2	T3	T4	Speed	
1st	5	Johann ZARCO DUCATI FRA						5	7'38.936	28.047	30.808	40.980	32.068	
		Prima Pramac Racing						6	2'05.515	26.207	29.044	39.013	31.251	316.7
								7	2'03.617	25.537	28.339	38.634	31.107	324.3

Run #	1	Front Tyre	Wet-Medium	Rear Tyre	Wet-Medium
		New Tyre		New Tyre	
1	2'30.652	26.055	31.571	42.610	32.633
2	2'09.770	26.884	30.148	40.583	32.155
3	2'09.841	26.583	30.120	40.729	32.409
4	2'09.634	26.779	29.968	40.397	32.490
5	2'12.307	27.258	29.993	42.330	32.726
6	2'22.577 P	30.753	30.220	40.810	40.794

Run #	2	Front Tyre	Slick-Soft	Rear Tyre	Slick-Soft
		New Tyre		3 Laps at start	
7	2'41.868	26.695	31.235	40.849	32.027
8	2'04.836	25.868	28.852	38.980	31.136
9	2'02.442	25.518	28.060	38.054	30.810

Run #	1	Front Tyre	Wet-Medium	Rear Tyre	Wet-Medium
		New Tyre		New Tyre	
1	2'31.106	27.987	32.857	43.384	33.636
2	2'11.150	27.374	30.091	40.913	32.772
3	2'10.043	26.964	29.765	40.493	32.821
4	2'09.693	27.035	29.583	40.423	32.652
5	2'09.746	26.867	29.717	40.444	32.718
6	2'09.125	26.734	29.668	40.201	32.522
7	2'16.438 P	26.768	29.715	40.219	39.736

Run #	2	Front Tyre	Slick-Medium	Rear Tyre	Slick-Soft
		7 Laps at start		4 Laps at start	
8	2'42.351	28.652	30.226	40.020	31.862
9	2'03.998	25.999	28.538	38.555	30.906

Run #	1	Front Tyre	Wet-Medium	Rear Tyre	Wet-Medium
		New Tyre		New Tyre	
1	2'45.991 P	30.770	34.211	45.824	45.275

Run #	2	Front Tyre	Wet-Medium	Rear Tyre	Wet-Medium
		New Tyre		New Tyre	
2	6'33.666	27.808	32.764	42.976	32.780
3	2'08.958	26.621	29.769	40.153	32.415
4	2'18.849	32.209	31.377	42.272	32.991
5	2'18.252 P	26.961	29.827	41.475	39.989

Run #	3	Front Tyre	Slick-Medium	Rear Tyre	Slick-Soft
		6 Laps at start		6 Laps at start	
6	2'49.698	26.625	30.110	39.928	32.121
7	2'03.134	25.609	28.447	38.171	30.907

Run #	1	Front Tyre	Wet-Soft	Rear Tyre	Wet-Soft
		New Tyre		3 Laps at start	
1	2'32.146 P	27.456	32.733	43.705	43.311

Run #	2	Front Tyre	Wet-Medium	Rear Tyre	Wet-Medium
		New Tyre		New Tyre	
2	2'55.113	27.076	32.681	42.339	33.051
3	2'10.845	27.161	30.507	40.783	32.394
4	2'09.857	26.945	29.962	40.560	32.390
5	2'08.826	26.684	29.658	40.257	32.227
6	2'28.757 P	29.740	32.415	44.732	41.870

Run #	3	Front Tyre	Slick-Soft	Rear Tyre	Slick-Soft
		New Tyre		4 Laps at start	
7	2'40.812	26.593	31.315	41.213	32.214
8	2'06.174	26.212	29.169	39.235	31.558
9	2'04.089	25.595	28.568	38.399	31.527

Run #	1	Front Tyre	Wet-Medium	Rear Tyre	Wet-Medium
		New Tyre		New Tyre	
1	2'30.314	29.436	32.774	43.050	33.760
2	2'11.298	27.045	30.424	41.011	32.818
3	2'10.474	26.976	30.029	40.646	32.823
4	2'29.334 P	29.866	34.065	43.308	42.095

Run #	2	Front Tyre	Slick-Medium	Rear Tyre	Slick-Soft
		6 Laps at start		3 Laps at start	

Run #	1	Front Tyre	Wet-Medium	Rear Tyre	Wet-Medium
		New Tyre		New Tyre	
1	3'07.250	28.761	33.208	44.491	34.134

Fastest Lap: Johann ZARCO Prima Pramac Racing FRA **2'02.442** 25.518 28.060 38.054 30.810

These data/results cannot be reproduced, stored and/or transmitted in whole or in part by any manner of electronic, mechanical, photocopying, recording, broadcasting or otherwise now known or herein after developed without the previous express consent by the copyright owner, except for reproduction in daily press and regular printed publications on sale to the public within 60 days of the event related to those data/results and always provided that copyright symbol appears together as follows below.
© DORNA, 2022



Warm Up

MotoGP

Lap	Lap Time	T1	T2	T3	T4	Speed	Lap	Lap Time	T1	T2	T3	T4	Speed
2	2'14.048	27.805	31.322	41.790	33.131	288.0	6	2'10.660	26.825	30.130	40.964	32.741	304.2
3	2'11.326	27.216	30.551	40.995	32.564	291.8	7	2'21.825 P	26.987	30.215	41.180	43.443	309.4
4	2'09.927	26.898	30.061	40.429	32.539	310.3	<i>Run # 2 Front Tyre Slick-Soft Rear Tyre Slick-Soft</i>						
5	2'09.850	27.017	30.094	40.300	32.439	302.5	<i>New Tyre 3 Laps at start</i>						
6	2'09.133	26.785	29.729	40.151	32.468	307.6	8	2'41.966	27.004	31.040	40.770	32.115	
7	2'24.512 P	32.488	31.238	41.123	39.663	305.0	9	2'05.186	26.035	28.994	38.883	31.274	316.7

Run #	2	Front Tyre	Slick-Soft	Rear Tyre	Slick-Soft	
<i>New Tyre 3 Laps at start</i>						
8	2'43.554	26.055	32.832	40.925	31.821	
9	2'04.552	25.891	28.880	38.758	31.023	320.4

7th **36** **Joan MIR** SUZUKI SPA
Team SUZUKI ECSTAR

Run #	1	Front Tyre	Wet-Medium	Rear Tyre	Wet-Medium
<i>New Tyre New Tyre</i>					
1	2'36.707 P	28.465	32.534	43.349	43.273

Run #	2	Front Tyre	Wet-Medium	Rear Tyre	Wet-Medium
<i>New Tyre New Tyre</i>					

2	4'36.225	29.805	31.183	42.938	32.382	
3	2'09.367	26.802	29.788	40.398	32.379	310.3
4	2'16.158	29.359	31.207	42.234	33.358	297.5
5	2'09.705	27.089	29.660	40.423	32.533	297.5
6	2'19.390 P	26.866	29.639	40.473	42.412	292.6

Run #	3	Front Tyre	Slick-Soft	Rear Tyre	Slick-Soft	
<i>New Tyre 3 Laps at start</i>						
7	3'09.781	29.287	30.751	40.023	31.779	
8	2'04.646	25.767	28.874	38.781	31.224	325.3

8th **63** **Francesco BAGNAIA** DUCATI ITA
Ducati Lenovo Team

Run #	1	Front Tyre	Wet-Medium	Rear Tyre	Wet-Medium
<i>14 Laps at start New Tyre</i>					

1	2'36.059	29.744	31.843	42.237	33.342	
2	2'11.639	27.061	30.495	41.342	32.741	291.8
3	2'10.757	27.049	30.317	40.887	32.504	293.4
4	2'10.489	26.970	30.204	40.747	32.568	301.6
5	2'10.221	26.920	30.189	40.622	32.490	315.7
6	2'19.932 P	26.864	29.922	42.490	40.656	308.5

Run #	2	Front Tyre	Slick-Medium	Rear Tyre	Slick-Soft
<i>5 Laps at start 1 Laps at start</i>					

7	2'42.408	26.818	31.101	41.294	32.003	
8	2'06.834	26.494	29.185	39.616	31.539	322.3
9	2'04.713	25.856	28.648	39.044	31.165	330.2

9th **49** **Fabio DI GIANNANTONI** DUCATI ITA
Gresini Racing MotoGP

Run #	1	Front Tyre	Wet-Medium	Rear Tyre	Wet-Medium
<i>New Tyre New Tyre</i>					

1	2'35.637	27.795	32.058	43.321	33.734	
2	2'12.283	27.336	30.526	41.562	32.859	286.4
3	2'11.208	27.006	30.348	41.200	32.654	290.3
4	2'11.315	26.920	30.351	41.097	32.947	299.1
5	2'11.397	27.187	30.284	41.170	32.756	281.9

10th **44** **Poi ESPARGARO** HONDA SPA
Repsol Honda Team

Run #	1	Front Tyre	Wet-Medium	Rear Tyre	Wet-Medium
<i>New Tyre New Tyre</i>					

1	2'44.232 P	28.557	33.920	45.982	44.714
---	------------	--------	--------	--------	--------

Run #	2	Front Tyre	Wet-Medium	Rear Tyre	Wet-Medium
<i>New Tyre New Tyre</i>					

2	7'17.561	28.205	32.555	41.940	33.246	
3	2'09.800	26.930	29.660	40.425	32.785	295.0
4	2'24.035	27.010	37.900	45.064	34.061	288.7
5	2'19.134 P	26.908	29.820	41.358	41.048	295.0

Run #	3	Front Tyre	Slick-Medium	Rear Tyre	Slick-Soft
<i>6 Laps at start 3 Laps at start</i>					

6	2'38.299	25.392	29.995	39.974	32.013	
7	2'05.435	26.315	28.741	38.931	31.448	300.0

11th **10** **Luca MARINI** DUCATI ITA
Mooney VR46 Racing Team

Run #	1	Front Tyre	Wet-Medium	Rear Tyre	Wet-Medium
<i>New Tyre New Tyre</i>					

1	2'37.463	26.345	33.306	45.753	36.592	
2	2'11.050	27.315	30.418	40.700	32.617	284.2
3	2'10.933	26.955	30.106	41.048	32.824	289.5
4	2'10.882	26.932	30.141	41.095	32.714	291.1
5	2'10.166	26.976	29.951	40.562	32.677	291.8
6	2'09.889	26.753	29.809	40.648	32.679	300.8
7	2'18.371 P	26.835	30.134	40.899	40.503	305.9

Run #	2	Front Tyre	Slick-Soft	Rear Tyre	Slick-Soft
<i>New Tyre 4 Laps at start</i>					

8	2'46.388	27.088	30.504	41.060	32.119	
9	2'06.415	26.361	29.025	39.459	31.570	312.1

12th **23** **Enea BASTIANINI** DUCATI ITA
Gresini Racing MotoGP

Run #	1	Front Tyre	Wet-Medium	Rear Tyre	Wet-Medium
<i>New Tyre New Tyre</i>					

1	2'46.698	26.653	31.291	42.072	32.986	
2	2'10.410	27.027	30.237	40.722	32.424	297.5
3	2'09.825	26.805	30.005	40.562	32.453	298.3
4	2'09.648	26.839	29.906	40.530	32.373	314.8
5	2'14.420	28.297	32.939	40.755	32.429	298.3
6	2'09.751	26.785	30.029	40.454	32.483	304.2
7	2'27.457 P	30.027	31.160	44.521	41.749	299.1

Run #	2	Front Tyre	Slick-Soft	Rear Tyre	Slick-Soft
<i>New Tyre 3 Laps at start</i>					

8	2'42.266	26.472	31.276	41.080	32.130
---	----------	--------	--------	--------	--------

Fastest Lap: Johann ZARCO Prima Pramac Racing FRA **2'02.442** 25.518 28.060 38.054 30.810

These data/results cannot be reproduced, stored and/or transmitted in whole or in part by any manner of electronic, mechanical, photocopying, recording, broadcasting or otherwise now known or herein after developed without the previous express consent by the copyright owner, except for reproduction in daily press and regular printed publications on sale to the public within 60 days of the event related to those data/results and always provided that copyright symbol appears together as follows below.
© DORNA, 2022

Official MotoGP Timing by TISSOT
www.motogp.com

Sepang, Sunday, October 23, 2022

Page 2 of 4



Warm Up

MotoGP

Lap	Lap Time	T1	T2	T3	T4	Speed	Lap	Lap Time	T1	T2	T3	T4	Speed
9	2'06.435	26.165	29.738	39.270	31.262	318.5	1	2'35.215	27.563	31.734	41.794	33.613	280.5
13th	40	Darryn BINDER YAMAHA RSA WithU Yamaha RNF MotoGP Team					unfinished						
<i>Run #</i>	<i>1</i>	<i>Front Tyre</i>	<i>Wet-Medium</i>	<i>Rear Tyre</i>	<i>Wet-Medium</i>		<i>Run #</i>	<i>2</i>	<i>Front Tyre</i>	<i>Wet-Medium</i>	<i>Rear Tyre</i>	<i>Wet-Medium</i>	
			<i>New Tyre</i>		<i>New Tyre</i>					<i>New Tyre</i>		<i>New Tyre</i>	
1	2'34.833	27.281	32.103	43.583	33.765		2	2'07.733	* 25.779*	29.740	39.862	32.352	
2	2'10.980	27.061	30.293	40.944	32.682	298.3	3	2'08.629	26.646	29.418	40.309	32.256	310.3
3	2'10.493	27.000	29.944	40.668	32.881	304.2	4	2'08.955	26.580	29.638	40.253	32.484	311.2
4	2'17.152	27.232	30.126	46.373	33.421	302.5	5	2'27.172	33.309	33.745	45.764	34.354	287.2
5	2'10.588	26.956	29.974	41.015	32.643	304.2	6	2'08.597	26.798	29.527	39.904	32.368	313.9
6	2'18.085	27.133	37.154	41.012	32.786	300.0	7	2'31.342	33.620	34.901	45.154	37.667	303.3
7	2'28.068 P	33.434	31.273	41.976	41.385	302.5	8	2'11.961	27.642	31.747	40.102	32.470	305.9
<i>Run #</i>	<i>2</i>	<i>Front Tyre</i>	<i>Slick-Medium</i>	<i>Rear Tyre</i>	<i>Slick-Soft</i>		17th	20	Fabio QUARTARARO YAMAHA FRA Monster Energy Yamaha MotoGP				
			<i>8 Laps at start</i>		<i>3 Laps at start</i>		<i>Run #</i>	<i>1</i>	<i>Front Tyre</i>	<i>Wet-Medium</i>	<i>Rear Tyre</i>	<i>Wet-Medium</i>	
8	2'43.359	26.705	31.039	41.478	32.363					<i>New Tyre</i>		<i>New Tyre</i>	
9	2'06.991	26.591	29.485	39.411	31.504	304.2	1	3'49.967	26.376	31.085	41.371	32.532	
14th	33	Brad BINDER KTM RSA Red Bull KTM Factory Racing					2	2'09.357	26.880	29.845	40.433	32.199	313.0
<i>Run #</i>	<i>1</i>	<i>Front Tyre</i>	<i>Wet-Medium</i>	<i>Rear Tyre</i>	<i>Wet-Medium</i>		3	2'08.880	26.619	29.671	40.324	32.266	318.5
			<i>New Tyre</i>		<i>New Tyre</i>		4	2'09.142	26.684	29.661	40.379	32.418	315.7
1	2'57.400	30.251	32.193	42.219	33.096		5	2'09.011	26.770	29.582	40.238	32.421	313.9
2	2'12.152	27.493	30.098	41.606	32.955	299.1	6	2'28.193 P	32.757	31.909	42.489	41.038	291.1
3	2'11.028	27.135	29.987	41.003	32.903	306.8	<i>Run #</i>	<i>2</i>	<i>Front Tyre</i>	<i>Slick-Medium</i>	<i>Rear Tyre</i>	<i>Slick-Soft</i>	
4	2'15.043	30.420	30.351	41.258	33.014	316.7				<i>6 Laps at start</i>		<i>2 Laps at start</i>	
5	2'11.285	27.194	30.074	41.213	32.804	313.9	7	4'38.133	31.917	31.438	44.904	32.745	
6	2'11.061	27.240	30.042	40.977	32.802	299.1	8	2'08.630	26.759	29.676	40.172	32.023	312.1
7	2'34.986 P	30.514	33.752	48.356	42.364	310.3	18th	25	Raul FERNANDEZ KTM SPA Tech3 KTM Factory Racing				
<i>Run #</i>	<i>2</i>	<i>Front Tyre</i>	<i>Slick-Medium</i>	<i>Rear Tyre</i>	<i>Slick-Soft</i>		<i>Run #</i>	<i>1</i>	<i>Front Tyre</i>	<i>Wet-Medium</i>	<i>Rear Tyre</i>	<i>Wet-Medium</i>	
8	2'58.385	34.966	31.646	42.526	32.408					<i>16 Laps at start</i>		<i>16 Laps at start</i>	
9	2'07.768	26.861	29.452	39.802	31.653	318.5	1	2'50.956 P	26.953	32.342	43.504	41.798	
15th	41	Aleix ESPARGARO APRILIA SPA Aprilia Racing					<i>Run #</i>	<i>2</i>	<i>Front Tyre</i>	<i>Wet-Medium</i>	<i>Rear Tyre</i>	<i>Wet-Medium</i>	
<i>Run #</i>	<i>1</i>	<i>Front Tyre</i>	<i>Wet-Medium</i>	<i>Rear Tyre</i>	<i>Wet-Medium</i>					<i>New Tyre</i>		<i>New Tyre</i>	
			<i>New Tyre</i>		<i>New Tyre</i>		2	3'16.476	27.362	31.076	41.299	32.693	
1	2'29.912	26.145	30.856	41.939	32.702		3	2'09.422	26.713	29.770	40.506	32.433	317.6
2	2'09.910	26.708	30.074	40.644	32.484	308.5	4	2'09.521	26.653	29.780	40.321	32.767	308.5
3	2'10.756	27.044	29.988	40.891	32.833	306.8	5	2'09.944	26.799	29.916	40.640	32.589	305.9
4	2'26.156 P	31.022	30.749	42.160	42.225	300.8	6	2'27.530	30.959	35.306	45.969	35.296	275.5
<i>Run #</i>	<i>2</i>	<i>Front Tyre</i>	<i>Wet-Medium</i>	<i>Rear Tyre</i>	<i>Wet-Medium</i>		7	2'09.544	26.681	30.004	40.431	32.428	306.8
			<i>New Tyre</i>		<i>New Tyre</i>		8	2'24.955	30.060	33.851	43.617	37.427	302.5
5	4'44.115	26.189	30.429	41.498	32.212		9	2'09.709	26.792	29.700	40.619	32.598	302.5
6	2'08.483	26.454	29.491	40.063	32.475	313.9	19th	72	Marco BEZZECCHI DUCATI ITA Mooney VR46 Racing Team				
7	2'09.389	26.762	29.582	40.378	32.667	312.1	<i>Run #</i>	<i>1</i>	<i>Front Tyre</i>	<i>Wet-Medium</i>	<i>Rear Tyre</i>	<i>Wet-Medium</i>	
8	2'18.913	30.492	30.783	43.770	33.868	302.5				<i>New Tyre</i>		<i>New Tyre</i>	
<i>Run #</i>	<i>1</i>	<i>Front Tyre</i>	<i>Wet-Soft</i>	<i>Rear Tyre</i>	<i>Wet-Soft</i>		1	2'26.654	27.758	32.309	42.371	33.139	
			<i>New Tyre</i>		<i>New Tyre</i>		2	2'11.457	27.122	30.556	41.016	32.763	301.6
16th	12	Maverick VIÑALES APRILIA SPA Aprilia Racing					3	2'10.424	26.970	30.156	40.476	32.822	305.9
<i>Run #</i>	<i>1</i>	<i>Front Tyre</i>	<i>Wet-Soft</i>	<i>Rear Tyre</i>	<i>Wet-Soft</i>		4	2'18.451 P	26.810	29.802	40.628	41.211	303.3
			<i>New Tyre</i>		<i>New Tyre</i>								

Fastest Lap: Johann ZARCO Prima Pramac Racing FRA **2'02.442** 25.518 28.060 38.054 30.810

These data/results cannot be reproduced, stored and/or transmitted in whole or in part by any manner of electronic, mechanical, photocopying, recording, broadcasting or otherwise now known or herein after developed without the previous express consent by the copyright owner, except for reproduction in daily press and regular printed publications on sale to the public within 60 days of the event related to those data/results and always provided that copyright symbol appears together as follows below.
© DORNA, 2022

Official MotoGP Timing by TISSOT
www.motogp.com



Warm Up

MotoGP

Lap	Lap Time	T1	T2	T3	T4	Speed	Lap	Lap Time	T1	T2	T3	T4	Speed
Run # 2	Front Tyre	Wet-Medium	Rear Tyre	Wet-Medium									
		4 Laps at start		4 Laps at start									
5	5'32.424	26.330	30.356	40.892	32.934								
6	2'10.351	26.943	29.843	40.638	32.927	313.9							
7	2'09.722	26.664	29.795	40.514	32.749	310.3							
8	2'09.822	26.534	29.790	40.682	32.816	308.5							

20th 43 Jack MILLER DUCATI AUS
Ducati Lenovo Team

Run #	1	Front Tyre	Wet-Soft	Rear Tyre	Wet-Soft	Speed
		New Tyre		New Tyre		
1	2'38.899	26.625	31.774	41.975	32.809	
2	2'11.145	27.100	30.645	40.794	32.606	295.0
3	2'21.687 P	27.016	30.584	42.013	42.074	296.7

Run #	2	Front Tyre	Wet-Medium	Rear Tyre	Wet-Medium	Speed
		New Tyre		New Tyre		
4	2'47.151	26.750	30.674	40.693	32.146	
5	2'10.188	26.705	29.650	41.251	32.582	319.5
6	2'24.461	33.038	34.135	43.960	33.328	305.9
7	2'17.751	26.828	30.206	47.594	33.123	312.1
8	2'30.689 P	29.493	32.226	44.969	44.001	306.8

21st 87 Remy GARDNER KTM AUS
Tech3 KTM Factory Racing

Run #	1	Front Tyre	Wet-Medium	Rear Tyre	Wet-Medium	Speed
		New Tyre		New Tyre		
1	2'31.891	27.680	33.087	43.783	33.432	
2	2'11.506	27.186	30.327	41.302	32.691	282.7
3	2'10.532	26.880	30.076	41.030	32.546	296.7
4	2'17.072	26.971	30.063	41.040	38.998	297.5
5	2'17.774	26.943	30.096	45.991	34.744	287.2
6	2'11.194	27.134	30.170	40.986	32.904	288.0
7	2'23.918	27.223	35.344	44.423	36.928	295.8
8	2'18.881 P	26.960	29.779	40.632	41.510	298.3

Run #	2	Front Tyre	Slick-Medium	Rear Tyre	Slick-Soft	Speed
		6 Laps at start		4 Laps at start		
9	2'47.630	28.769	32.200	41.744	32.070	

22nd 45 Tetsuta NAGASHIMA HONDA JPN
LCR Honda IDEMITSU

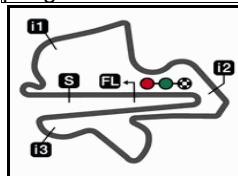
Run #	1	Front Tyre	Wet-Medium	Rear Tyre	Wet-Medium	Speed
		New Tyre		New Tyre		
1	2'33.370	27.796	32.539	44.565	33.687	
2	2'11.727	27.266	30.518	41.089	32.854	287.2
3	2'10.828	27.011	30.171	40.874	32.772	306.8
4	2'18.563	26.902	30.127	47.997	33.537	301.6
5	2'11.166	27.051	30.261	40.926	32.928	304.2
6	2'11.143	27.027	30.152	40.971	32.993	308.5
7	2'11.132	26.913	30.070	40.776	33.373	307.6
8	2'35.648 P	29.417	32.963	45.176	48.092	317.6

Run #	2	Front Tyre	Slick-Soft	Rear Tyre	Slick-Soft	Speed
		2 Laps at start		5 Laps at start		
9	2'47.703	27.473	33.611	41.761	32.370	

Fastest Lap: Johann ZARCO Prima Pramac Racing FRA **2'02.442** 25.518 28.060 38.054 30.810

These data/results cannot be reproduced, stored and/or transmitted in whole or in part by any manner of electronic, mechanical, photocopying, recording, broadcasting or otherwise now known or herein after developed without the previous express consent by the copyright owner, except for reproduction in daily press and regular printed publications on sale to the public within 60 days of the event related to those data/results and always provided that copyright symbol appears together as follows below.
© DORNA, 2022





5543 m.

PETRONAS GRAND PRIX OF MALAYSIA

Official Starting Grid

Race : 20 laps = 110.86 km

28



1	1 1'57.790 89 Jorge MARTIN Ducati	2 1'58.246 23 Enea BASTIANINI Ducati	3 1'58.454 93 Marc MARQUEZ Honda
2	4 1'58.490 72 Marco BEZZECCHI Ducati	5 1'58.575 42 Alex RINS Suzuki	6 1'58.579 10 Luca MARINI Ducati
3	7 1'58.654 21 Franco MORBIDELLI Yamaha	8 1'58.766 12 Maverick VIÑALES Aprilia	9 1'58.862 63 Francesco BAGNAIA Ducati
4	10 1'58.935 41 Aleix ESPARGARO Aprilia	11 1'59.145 36 Joan MIR Suzuki	12 1'59.215 20 Fabio QUARTARARO Yamaha
5	13 1'59.053 33 Brad BINDER KTM	14 1'59.064 43 Jack MILLER Ducati	15 1'59.256 35 Cal CRUTCHLOW Yamaha
6	16 1'59.278 49 Fabio DI GIANNANTONIO Ducati	17 1'59.690 5 Johann ZARCO Ducati	18 1'59.699 88 Miguel OLIVEIRA KTM
7	19 1'59.803 87 Remy GARDNER KTM	20 1'59.363 44 Pol ESPARGARO Honda	21 2'00.008 73 Alex MARQUEZ Honda
8	22 2'00.077 25 Raul FERNANDEZ KTM	23 2'00.803 45 Tetsuta NAGASHIMA Honda	24 2'10.717 40 Darryn BINDER Yamaha

FIM MotoGP Stewards grid penalty for rider #44, long lap penalty for rider #73 & double long lap penalty for rider #21

The results are provisional until the end of the limit for protest and appeals and until the ratification of the Event Management Committee.

Time limit for protest expires 60' at the latest after publication of the results - Time:

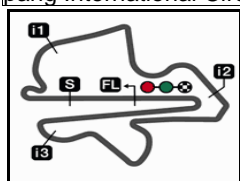
These data/results cannot be reproduced, stored and/or transmitted in whole or in part by any manner of electronic, mechanical, photocopying, recording, broadcasting or otherwise now known or herein after developed without the previous express consent of the copyright owner, except for reproduction in daily press and regular printed publications on sale to the public within 60 days of the event related to those data/results and always provided that copyright symbol appears together as follows below.

© DORNA, 2022

Official MotoGP Timing by TISSOT
www.motogp.com



Sepang, Sunday, October 23, 2022



5543 m.

PETRONAS GRAND PRIX OF MALAYSIA

Warm Up

Best Partial Times

MotoGP™

IT Ideal Lap Time, sum of the best partial times

BT Best Lap Time

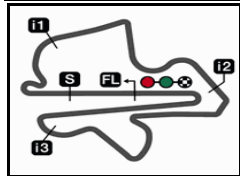
T1		T2		T3		T4		IT		BT		
Pos	Rider	Time	Rider	Time	Rider	Time	Rider	Time	Pos	Rider	IT	BT
1	J.ZARCO	25.518	J.ZARCO	28.060	J.ZARCO	38.054	J.ZARCO	30.810	1	J.ZARCO	2'02.442	2'02.442 (1)
2	A.MARQUEZ	25.537	A.MARQUEZ	28.339	M.MARQUEZ	38.171	M.OLIVEIRA	30.906	2	M.MARQUEZ	2'03.134	2'03.134 (2)
3	A.RINS	25.595	M.MARQUEZ	28.447	A.RINS	38.399	M.MARQUEZ	30.907	3	A.MARQUEZ	2'03.617	2'03.617 (3)
4	M.MARQUEZ	25.609	M.OLIVEIRA	28.538	M.OLIVEIRA	38.555	C.CRUTCHLOW	31.023	4	M.OLIVEIRA	2'03.998	2'03.998 (4)
5	J.MIR	25.767	A.RINS	28.568	A.MARQUEZ	38.634	A.MARQUEZ	31.107	5	A.RINS	2'04.089	2'04.089 (5)
6	F.BAGNAIA	25.856	F.BAGNAIA	28.648	C.CRUTCHLOW	38.758	F.BAGNAIA	31.165	6	C.CRUTCHLOW	2'04.552	2'04.552 (6)
7	C.CRUTCHLOW	25.891	P.ESPARGARO	28.741	J.MIR	38.781	J.MIR	31.224	7	J.MIR	2'04.646	2'04.646 (7)
8	M.OLIVEIRA	25.999	J.MIR	28.874	F.DI GIANNANTO	38.883	E.BASTIANINI	31.262	8	F.BAGNAIA	2'04.713	2'04.713 (8)
9	F.DI GIANNANTO	26.035	C.CRUTCHLOW	28.880	P.ESPARGARO	38.931	F.DI GIANNANTO	31.274	9	F.DI GIANNANTO	2'05.186	2'05.186 (9)
10	E.BASTIANINI	26.165	F.DI GIANNANTO	28.994	F.BAGNAIA	39.044	P.ESPARGARO	31.448	10	P.ESPARGARO	2'05.435	2'05.435 (10)
11	P.ESPARGARO	26.315	L.MARINI	29.025	E.BASTIANINI	39.270	D.BINDER	31.504	11	L.MARINI	2'06.415	2'06.415 (11)
12	L.MARINI	26.361	M.VIÑALES	29.418	D.BINDER	39.411	A.RINS	31.527	12	E.BASTIANINI	2'06.435	2'06.435 (12)
13	A.ESPARGARO	26.454	B.BINDER	29.452	L.MARINI	39.459	L.MARINI	31.570	13	D.BINDER	2'06.991	2'06.991 (13)
14	M.BEZZECCHI	26.534	D.BINDER	29.485	B.BINDER	39.802	B.BINDER	31.653	14	B.BINDER	2'07.768	2'07.768 (14)
15	J.MARTIN	26.572	A.ESPARGARO	29.491	M.VIÑALES	39.862	F.QUARTARARO	32.023	15	M.VIÑALES	2'08.116	2'08.597 (16)
16	M.VIÑALES	26.580	F.MORBIDELLI	29.578	A.ESPARGARO	40.063	R.GARDNER	32.070	16	A.ESPARGARO	2'08.220	2'08.483 (15)
17	D.BINDER	26.591	F.QUARTARARO	29.582	F.QUARTARARO	40.172	J.MILLER	32.146	17	F.QUARTARARO	2'08.396	2'08.630 (17)
18	F.MORBIDELLI	26.612	J.MILLER	29.650	R.FERNANDEZ	40.321	A.ESPARGARO	32.212	18	R.FERNANDEZ	2'09.102	2'09.422 (18)
19	F.QUARTARARO	26.619	R.FERNANDEZ	29.700	M.BEZZECCHI	40.476	M.VIÑALES	32.256	19	J.MILLER	2'09.194	2'10.188 (20)
20	R.FERNANDEZ	26.653	E.BASTIANINI	29.738	J.MARTIN	40.594	T.NAGASHIMA	32.370	20	R.GARDNER	2'09.361	2'10.532 (21)
21	J.MILLER	26.705	J.MARTIN	29.763	R.GARDNER	40.632	R.FERNANDEZ	32.428	21	J.MARTIN	2'09.410	2'11.019 (23)
22	B.BINDER	26.861	R.GARDNER	29.779	F.MORBIDELLI	40.687	J.MARTIN	32.481	22	M.BEZZECCHI	2'09.549	2'09.722 (19)
23	R.GARDNER	26.880	M.BEZZECCHI	29.790	J.MILLER	40.693	M.BEZZECCHI	32.749	23	T.NAGASHIMA	2'10.118	2'10.828 (22)
24	T.NAGASHIMA	26.902	T.NAGASHIMA	30.070	T.NAGASHIMA	40.776	F.MORBIDELLI	33.355	24	F.MORBIDELLI	2'10.232	2'11.214 (24)

These data/results cannot be reproduced, stored and/or transmitted in whole or in part by any manner of electronic, mechanical, photocopying, recording, broadcasting or otherwise now known or herein after developed without the previous express consent by the copyright owner, except for reproduction in daily press and regular printed publications on sale to the public within 60 days of the event related to those data/results and always provided that copyright symbol appears together as follows below.

© DORNA, 2022

Official MotoGP Timing by TISSOT
www.motogp.com





5543 m.

PETRONAS GRAND PRIX OF MALAYSIA**Warm Up****Fastest Laps Sequence**

<i>Practice Time</i>	 <i>Rider</i>	<i>Nation</i>	<i>Motorcycle</i>	<i>Time</i>	<i>Km/h</i>	<i>Rider's Lap</i>
4'34.477	21 Franco MORBIDELLI	ITA	YAMAHA	2'13.728	149.2	2
4'38.111	72 Marco BEZZECCHI	ITA	DUCATI	2'11.457	151.7	2
4'39.822	41 Aleix ESPARGARO	SPA	APRILIA	2'09.910	153.6	2
4'40.422	5 Johann ZARCO	FRA	DUCATI	2'09.770	153.7	2
5'59.324	20 Fabio QUARTARARO	FRA	YAMAHA	2'09.357	154.2	2
8'08.204	20 Fabio QUARTARARO	FRA	YAMAHA	2'08.880	154.8	3
10'25.946	12 Maverick VIÑALES	SPA	APRILIA	2'08.629	155.1	3
16'09.332	41 Aleix ESPARGARO	SPA	APRILIA	2'08.483	155.3	6
18'21.485	5 Johann ZARCO	FRA	DUCATI	2'04.836	159.8	8
20'23.650	88 Miguel OLIVEIRA	POR	KTM	2'03.998	160.9	9
20'23.927	5 Johann ZARCO	FRA	DUCATI	2'02.442	162.9	9

These data/results cannot be reproduced, stored and/or transmitted in whole or in part by any manner of electronic, mechanical, photocopying, recording, broadcasting or otherwise now known or herein after developed without the previous express consent by the copyright owner, except for reproduction in daily press and regular printed publications on sale to the public within 60 days of the event related to those data/results and always provided that copyright symbol appears together as follows below.

© DORNA, 2022

Official MotoGP Timing by **TISSOT**
www.motogp.com

Sepang, Sunday, October 23, 2022

