

PETRONAS GRAND PRIX OF MALAYSIA

Free Practice Nr. 2

Classification

6

	Rider	Nation	Team	Motorcycle	Time	Lap Total	Gap	Top Speed
1	35 Cal CRUTCHLOW	GBR	WithU Yamaha RNF MotoGP Tea	YAMAHA	2'05.710	15 15		323.3
2	63 Francesco BAGNAIA	ITA	Ducati Lenovo Team	DUCATI	2'06.610	17 17	0.900 0.900	323.3
3	73 Alex MARQUEZ	SPA	LCR Honda CASTROL	HONDA	2'06.896	11 11	1.186 0.286	319.5
4	43 Jack MILLER	AUS	Ducati Lenovo Team	DUCATI	2'07.553	14 14	1.843 0.657	329.2
5	5 Johann ZARCO	FRA	Prima Pramac Racing	DUCATI	2'08.589	17 18	2.879 1.036	307.6
6	12 Maverick VIÑALES	SPA	Aprilia Racing	APRILIA	2'09.353	15 15	3.643 0.764	310.3
7	21 Franco MORBIDELLI	ITA	Monster Energy Yamaha MotoGP	YAMAHA	2'09.390	14 17	3.680 0.037	314.8
8	36 Joan MIR	SPA	Team SUZUKI ECSTAR	SUZUKI	2'09.749	13 15	4.039 0.359	314.8
9	20 Fabio QUARTARARO	FRA	Monster Energy Yamaha MotoGP	YAMAHA	2'09.753	18 18	4.043 0.004	317.6
10	10 Luca MARINI	ITA	Mooney VR46 Racing Team	DUCATI	2'09.825	15 15	4.115 0.072	308.5
11	88 Miguel OLIVEIRA	POR	Red Bull KTM Factory Racing	KTM	2'09.898	12 15	4.188 0.073	316.7
12	42 Alex RINS	SPA	Team SUZUKI ECSTAR	SUZUKI	2'09.960	15 15	4.250 0.062	310.3
13	72 Marco BEZZECCHI	ITA	Mooney VR46 Racing Team	DUCATI	2'09.992	18 18	4.282 0.032	317.6
14	25 Raul FERNANDEZ	SPA	Tech3 KTM Factory Racing	KTM	2'10.392	16 16	4.682 0.400	300.8
15	93 Marc MARQUEZ	SPA	Repsol Honda Team	HONDA	2'10.411	12 14	4.701 0.019	318.5
16	33 Brad BINDER	RSA	Red Bull KTM Factory Racing	KTM	2'10.485	14 15	4.775 0.074	313.9
17	89 Jorge MARTIN	SPA	Prima Pramac Racing	DUCATI	2'10.572	13 16	4.862 0.087	313.9
18	87 Remy GARDNER	AUS	Tech3 KTM Factory Racing	KTM	2'10.592	16 16	4.882 0.020	301.6
19	49 Fabio DI GIANNANTONIO	ITA	Gresini Racing MotoGP	DUCATI	2'10.604	11 13	4.894 0.012	317.6
20	45 Tetsuta NAGASHIMA	JPN	LCR Honda IDEMITSU	HONDA	2'10.639	14 14	4.929 0.035	311.2
21	41 Aleix ESPARGARO	SPA	Aprilia Racing	APRILIA	2'11.433	9 11	5.723 0.794	309.4
22	23 Enea BASTIANINI	ITA	Gresini Racing MotoGP	DUCATI	2'11.568	13 13	5.858 0.135	303.3
Not qualified (Out 105%)					2'11.995			
	44 Pol ESPARGARO	SPA	Repsol Honda Team	HONDA	2'12.414	8 10	6.704 0.846	296.7
	40 Darryn BINDER	RSA	WithU Yamaha RNF MotoGP Tea	YAMAHA	2'12.878	13 15	7.168 0.464	304.2

Practice condition: **Wet**

Air: 29°

Humidity: 83%

Ground: 34°

Fastest Lap:	Lap: 15	Cal CRUTCHLOW	2'05.710	158.7 Km/h
Best Race Lap:	2019	Valentino ROSSI	1'59.661	166.7 Km/h
All Time Lap Record:	2019	Fabio QUARTARARO	1'58.303	168.6 Km/h

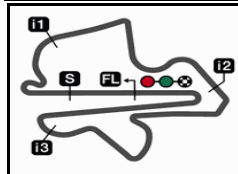
The results are provisional until the end of the limit for protest and appeals.

Time limit for protest expires 30' after publication of the results - Time:

These data/results cannot be reproduced, stored and/or transmitted in whole or in part by any manner of electronic, mechanical, photocopying, recording, broadcasting or otherwise now known or herein after developed without the previous express consent by the copyright owner, except for reproduction in daily press and regular printed publications on sale to the public within 60 days of the event related to those data/results and always provided that copyright symbol appears together as follows below.

© DORNA, 2022






5543 m.

PETRONAS GRAND PRIX OF MALAYSIA

Free Practice Nr. 2

Combined Free Practice Times

7

	Rider	Nation	Team	MOTORCYCLE	FP1	FP2	Gap
1	33 B.BINDER	RSA	Red Bull KTM Factory Racing	KTM	1'59.479	18	2'10.485 14
2	42 A.RINS	SPA	Team SUZUKI ECSTAR	SUZUKI	1'59.576	17	2'09.960 15 0.097 0.097
3	93 M.MARQUEZ	SPA	Repsol Honda Team	HONDA	1'59.623	14	2'10.411 12 0.144 0.047
4	23 E.BASTIANINI	ITA	Gresini Racing MotoGP	DUCATI	1'59.875	15	2'11.568 13 0.396 0.252
5	36 J.MIR	SPA	Team SUZUKI ECSTAR	SUZUKI	1'59.951	15	2'09.749 13 0.472 0.076
6	89 J.MARTIN	SPA	Prima Pramac Racing	DUCATI	1'59.966	15	2'10.572 13 0.487 0.015
7	20 F.QUARTARARO	FRA	Monster Energy Yamaha MotoGP	YAMAHA	2'00.543	7	2'09.753 18 1.064 0.577
8	49 F.DI GIANNANTO	ITA	Gresini Racing MotoGP	DUCATI	2'00.552	14	2'10.604 11 1.073 0.009
9	10 L.MARINI	ITA	Mooney VR46 Racing Team	DUCATI	2'00.733	10	2'09.825 15 1.254 0.181
10	72 M.BEZZECCHI	ITA	Mooney VR46 Racing Team	DUCATI	2'00.767	8	2'09.992 18 1.288 0.034
11	63 F.BAGNAIA	ITA	Ducati Lenovo Team	DUCATI	2'00.770	15	2'06.610 17 1.291 0.003
12	21 F.MORBIDELLI	ITA	Monster Energy Yamaha MotoGP	YAMAHA	2'00.771	6	2'09.390 14 1.292 0.001
13	73 A.MARQUEZ	SPA	LCR Honda CASTROL	HONDA	2'01.015	16	2'06.896 11 1.536 0.244
14	43 J.MILLER	AUS	Ducati Lenovo Team	DUCATI	2'01.034	14	2'07.553 14 1.555 0.019
15	5 J.ZARCO	FRA	Prima Pramac Racing	DUCATI	2'01.048	8	2'08.589 17 1.569 0.014
16	44 P.ESPARGARO	SPA	Repsol Honda Team	HONDA	2'01.200	4	2'12.414 8 1.721 0.152
17	88 M.OLIVEIRA	POR	Red Bull KTM Factory Racing	KTM	2'01.247	5	2'09.898 12 1.768 0.047
18	35 C.CRUTCHLOW	GBR	WithU Yamaha RNF MotoGP Team	YAMAHA	2'01.251	6	2'05.710 15 1.772 0.004
19	12 M.VIÑALES	SPA	Aprilia Racing	APRILIA	2'01.328	11	2'09.353 15 1.849 0.077
20	41 A.ESPARGARO	SPA	Aprilia Racing	APRILIA	2'01.654	4	2'11.433 9 2.175 0.326
21	87 R.GARDNER	AUS	Tech3 KTM Factory Racing	KTM	2'01.704	16	2'10.592 16 2.225 0.050
22	40 D.BINDER	RSA	WithU Yamaha RNF MotoGP Team	YAMAHA	2'01.831	9	2'12.878 13 2.352 0.127
23	25 R.FERNANDEZ	SPA	Tech3 KTM Factory Racing	KTM	2'01.831	4	2'10.392 16 2.352
24	45 T.NAGASHIMA	JPN	LCR Honda IDEMITSU	HONDA	2'02.866	12	2'10.639 14 3.387 1.035

Pole Position Record:	2019	Fabio QUARTARARO	1'58.303	168.6 Km/h
Best Race Lap:	2019	Valentino ROSSI	1'59.661	166.7 Km/h
All Time Lap Record:	2019	Fabio QUARTARARO	1'58.303	168.6 Km/h

The results are provisional until the end of the limit for protest and appeals.

Time limit for protest expires 60' after publication of the results - Time:

These data/results cannot be reproduced, stored and/or transmitted in whole or in part by any manner of electronic, mechanical, photocopying, recording, broadcasting or otherwise now known or herein after developed without the previous express consent by the copyright owner, except for reproduction in daily press and regular printed publications on sale to the public within 60 days of the event related to those data/results and always provided that copyright symbol appears together as follows below.

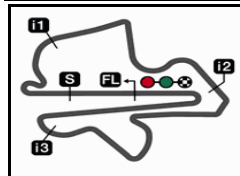
© DORNA, 2022

Official MotoGP Timing by TISSOT

www.motogp.com

Sepang, Friday, October 21, 2022





5543 m.

PETRONAS GRAND PRIX OF MALAYSIA

Free Practice Nr. 2

Top Speed & Average

8



Rider	Nation	Motorcycle	Top 5 speeds					Average	Top
43 Jack MILLER	AUS	DUCATI	329.2	313.0	311.2	309.4	307.6	314.1	329.2
35 Cal CRUTCHLOW	GBR	YAMAHA	323.3	322.3	305.0	304.2	301.6	311.3	323.3
63 Francesco BAGNAIA	ITA	DUCATI	323.3	310.3	310.3	307.6	307.6	311.8	323.3
73 Alex MARQUEZ	SPA	HONDA	319.5	314.8	304.2	296.7	295.0	306.0	319.5
93 Marc MARQUEZ	SPA	HONDA	318.5	314.8	314.8	307.6	306.8	312.5	318.5
20 Fabio QUARTARARO	FRA	YAMAHA	317.6	316.7	316.7	315.7	313.9	316.1	317.6
49 Fabio DI GIANNANTONIO	ITA	DUCATI	317.6	315.7	313.0	310.3	305.9	312.5	317.6
72 Marco BEZZECCHI	ITA	DUCATI	317.6	311.2	305.0	304.2	302.5	308.1	317.6
88 Miguel OLIVEIRA	POR	KTM	316.7	313.0	311.2	308.5	306.8	310.5	316.7
21 Franco MORBIDELLI	ITA	YAMAHA	314.8	311.2	311.2	309.4	305.0	308.8	314.8
36 Joan MIR	SPA	SUZUKI	314.8	313.9	308.5	300.8	297.5	307.1	314.8
33 Brad BINDER	RSA	KTM	313.9	311.2	310.3	309.4	308.5	310.7	313.9
89 Jorge MARTIN	SPA	DUCATI	313.9	308.5	307.6	307.6	305.9	308.7	313.9
45 Tetsuta NAGASHIMA	JPN	HONDA	311.2	309.4	305.0	303.3	302.5	305.7	311.2
12 Maverick VIÑALES	SPA	APRILIA	310.3	310.3	305.9	305.9	297.5	306.0	310.3
42 Alex RINS	SPA	SUZUKI	310.3	305.9	303.3	300.8	297.5	303.6	310.3
41 Aleix ESPARGARO	SPA	APRILIA	309.4	307.6	303.3	291.1	287.2	299.7	309.4
10 Luca MARINI	ITA	DUCATI	308.5	305.9	297.5	295.0	292.6	299.9	308.5
5 Johann ZARCO	FRA	DUCATI	307.6	307.6	306.8	305.9	304.2	306.4	307.6
40 Darryn BINDER	RSA	YAMAHA	304.2	300.0	295.8	295.0	295.0	298.0	304.2
23 Enea BASTIANINI	ITA	DUCATI	303.3	303.3	300.8	298.3	293.4	299.8	303.3
87 Remy GARDNER	AUS	KTM	301.6	300.0	299.1	298.3	295.8	299.0	301.6
25 Raul FERNANDEZ	SPA	KTM	300.8	299.1	298.3	298.3	296.7	298.6	300.8
44 Pol ESPARGARO	SPA	HONDA	296.7	283.4	270.6	266.0	265.3	276.4	296.7

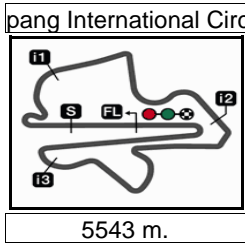
These data/results cannot be reproduced, stored and/or transmitted in whole or in part by any manner of electronic, mechanical, photocopying, recording, broadcasting or otherwise now known or herein after developed without the previous express consent by the copyright owner, except for reproduction in daily press and regular printed publications on sale to the public within 60 days of the event related to those data/results and always provided that copyright symbol appears together as follows below.

© DORNA, 2022

Official MotoGP Timing by TISSOT
www.motogp.com



Sepang, Friday, October 21, 2022



PETRONAS GRAND PRIX OF MALAYSIA
Free Practice Nr. 2
Chronological Analysis of Performances

9

* Lap / Sector time cancelled **T1** Time from finish line to 1st intermed. **T3** Time from 2nd intermed. to 3rd intermed.
P Crossing the finish line in pit lane **T2** Time from 1st intermed. to 2nd intermed. **T4** Time from 3rd intermediate to finish line
****Tyre data subject to further updates**

Lap	Lap Time	T1	T2	T3	T4	Speed	Lap	Lap Time	T1	T2	T3	T4	Speed		
1st	35	Cal CRUTCHLOW YAMAHA GBR						14	2'26.983 P	26.986	29.823	43.768	46.406	307.6	
		WithU Yamaha RNF MotoGP Team													
		Runs=2		Total laps=15		Full laps=10									
Run #	1	Front Tyre	Wet-Medium	Rear Tyre	Wet-Medium		Run #	3	Front Tyre	Slick-Medium	Rear Tyre	Slick-Soft			
		New Tyre		New Tyre					New Tyre		New Tyre				
1	3'47.389	29.131	35.876	46.502	34.739		15	3'34.645	29.886	33.413	44.985	34.133			
2	2'20.082	29.410	32.410	44.232	34.030	284.9	16	2'10.245	27.475	30.089	40.913	31.768	310.3		
3	2'17.563	28.710	31.831	43.180	33.842	286.4	17	2'06.610	26.607	28.913	39.683	31.407	323.3		
4	2'17.017	28.594	31.378	43.233	33.812	284.2									
5	2'19.056	28.247	33.638	43.183	33.988	295.8									
6	2'15.831	28.128	31.096	42.673	33.934	286.4									
7	2'31.122 P	30.099	33.151	44.889	42.983	292.6									
Run #	2	Front Tyre	Wet-Medium	Rear Tyre	Wet-Medium		3rd	73	Alex MARQUEZ HONDA SPA						
		7 Laps at start		7 Laps at start					LCR Honda CASTROL						
		New Tyre		New Tyre					Runs=2		Total laps=11		Full laps=6		
8	10'08.245	27.627	32.849	43.110	33.554		Run #	1	Front Tyre	Wet-Medium	Rear Tyre	Wet-Medium			
9	2'12.685	27.670	30.456	41.669	32.890	304.2			New Tyre		New Tyre				
10	2'11.599	27.360	30.171	41.360	32.708	305.0	1	2'37.929	29.399	34.747	44.640	34.492			
11	2'10.485	27.245	29.969	40.674	32.597	301.6	2	2'16.170	28.439	31.393	42.702	33.636	279.7		
12	2'27.718 P	27.168	32.944	44.230	43.376	300.8	3	2'14.771	27.879	30.960	42.300	33.632	290.3		
Run #	3	Front Tyre	Slick-Medium	Rear Tyre	Slick-Medium		4	2'32.944 P	27.968	31.364	46.821	46.791	295.0		
		New Tyre		New Tyre					4 Laps at start		4 Laps at start				
13	4'57.666	29.519	34.477	44.883	32.605		Run #	2	Front Tyre	Wet-Medium	Rear Tyre	Wet-Medium			
14	2'08.436	26.879	29.970	40.055	31.532	323.3			New Tyre		New Tyre				
15	2'05.710	26.210	29.221	39.135	31.144	322.3	5	20'16.985	30.097	33.700	44.124	34.865			
							6	2'19.374	27.463	30.264	46.721	34.926	296.7		
							7	2'11.138	27.235	30.084	40.910	32.909	304.2		
							8	2'28.382 P	27.425	33.249	43.672	44.036	294.2		
							Run #	3	Front Tyre	Slick-Medium	Rear Tyre	Slick-Soft			
									3 Laps at start		3 Laps at start				
							9	4'10.746	28.014	31.684	41.972	32.679			
							10	2'08.644	26.930	29.879	39.987	31.848	314.8		
							11	2'06.896	26.400	29.263	39.484	31.749	319.5		
2nd	63	Francesco BAGNAIA DUCATI ITA						4th	43	Jack MILLER DUCATI AUS					
		Ducati Lenovo Team								Ducati Lenovo Team					
		Runs=2		Total laps=17		Full laps=12			Runs=2		Total laps=14		Full laps=9		
Run #	1	Front Tyre	Wet-Medium	Rear Tyre	Wet-Medium		Run #	1	Front Tyre	Wet-Medium	Rear Tyre	Wet-Medium			
		New Tyre		New Tyre					New Tyre		New Tyre				
1	2'56.393	29.125	33.970	45.717	34.210		1	3'09.191	28.323	33.668	44.970	34.189			
2	2'19.240	28.774	32.448	44.045	33.973	277.6	2	2'16.463	28.289	31.548	43.188	33.438	288.7		
3	2'16.605	28.324	31.663	42.991	33.627	286.4	3	2'22.968	34.817	31.733	42.894	33.524	311.2		
4	2'28.353 P	30.310	32.453	43.087	42.503	281.9	4	2'20.132	28.150	31.592	46.849	33.541	307.6		
Run #	2	Front Tyre	Wet-Medium	Rear Tyre	Wet-Medium		5	2'15.176	27.893	31.266	42.607	33.410	293.4		
		4 Laps at start		4 Laps at start			6	2'26.273 P	27.916	31.268	42.497	44.592	304.2		
5	8'05.468	27.470	31.802	42.653	33.333		Run #	2	Front Tyre	Wet-Medium	Rear Tyre	missing data			
6	2'18.095	28.978	31.513	42.768	34.836	278.3			6 Laps at start		Laps at start				
7	2'14.486	28.121	30.886	42.089	33.390	290.3	7	9'00.588	35.273	31.990	43.329	33.739			
8	2'14.088	28.077	30.802	41.895	33.314	294.2	8	2'13.319	27.913	30.879	41.571	32.956	291.1		
9	2'13.159	27.761	30.456	41.709	33.233	303.3	9	2'12.882	27.684	30.678	41.545	32.975	294.2		
10	2'17.785	29.531	32.122	42.670	33.462	298.3	10	2'11.770	27.311	30.352	41.405	32.702	303.3		
11	2'11.528	27.285	30.189	41.248	32.806	310.3									
12	2'12.516	27.329	29.970	42.138	33.079	305.9									
13	2'10.664	27.075	29.735	40.950	32.904	307.6									

Fastest Lap: Cal CRUTCHLOW WithU Yamaha RNF GBR **2'05.710** 26.210 29.221 39.135 31.144

These data/results cannot be reproduced, stored and/or transmitted in whole or in part by any manner of electronic, mechanical, photocopying, recording, broadcasting or otherwise now known or herein after developed without the previous express consent by the copyright owner, except for reproduction in daily press and regular printed publications on sale to the public within 60 days of the event related to those data/results and always provided that copyright symbol appears together as follows below.
 © DORNA, 2022



Free Practice Nr. 2

MotoGP

Lap	Lap Time	T1	T2	T3	T4	Speed	Lap	Lap Time	T1	T2	T3	T4	Speed		
11	2'30.290	P	27.298	32.600	46.008	44.384	309.4	15	2'09.353	26.803	29.792	40.269	32.489	310.3	
Run # 3 Front Tyre Slick-Soft Rear Tyre Slick-Medium 15 Laps at start 15 Laps at start							7th 21 Franco MORBIDELLI YAMAHA ITA Monster Energy Yamaha MotoGP Runs=2 Total laps=17 Full laps=13								
12	8'37.255		29.435	33.176	43.112	32.908									
13	2'10.369		27.297	30.411	40.868	31.793	313.0								
14	2'07.553		26.429	29.658	39.965	31.501	329.2								
5th 5 Johann ZARCO DUCATI FRA Prima Pramac Racing Runs=1 Total laps=18 Full laps=15							Run # 1 Front Tyre Wet-Medium Rear Tyre Wet-Medium New Tyre New Tyre								
1	3'13.865		28.653	35.593	44.413	33.884		1	2'29.058	29.587	33.242	44.091	33.849		
2	2'16.417		28.147	31.742	42.743	33.785	286.4	2	2'15.423	27.895	31.404	42.426	33.698	300.0	
3	2'34.483		28.598	31.949	42.636	51.300	272.0	3	2'13.572	27.511	30.978	41.758	33.325	304.2	
4	2'15.398		28.344	31.214	42.370	33.470	274.8	4	2'13.226	27.373	30.874	41.689	33.290	303.3	
5	2'14.290		27.430	31.133	42.358	33.369	298.3	5	2'32.123	29.452	38.160	49.415	35.096	304.2	
6	2'13.753		27.531	31.086	41.819	33.317	301.6	6	2'15.072	27.618	31.638	42.537	33.279	305.0	
7	2'14.212		27.639	30.914	42.183	33.476	298.3	7	2'16.124	27.611	30.885	44.147	33.481	300.8	
8	2'13.716		27.694	30.783	41.948	33.291	293.4	8	2'34.086	27.530	30.608	1'02.458	33.490	309.4	
9	2'15.846		28.105	31.214	42.685	33.842	276.2	9	2'12.449	27.512	30.474	41.231	33.232	305.0	
10	2'12.095		27.507	30.310	41.438	32.840	297.5	10	2'21.288	30.538	34.696	42.747	33.307	284.9	
11	2'13.845		28.206	30.728	41.839	33.072	297.5	11	2'11.734	27.273	30.277	41.263	32.921	311.2	
12	2'11.259		27.196	30.144	41.107	32.812	307.6	12	2'38.383	P	30.780	37.713	46.096	43.794	294.2
13	2'12.719		27.475	30.511	41.632	33.101	304.2	Run # 2 Front Tyre Wet-Medium Rear Tyre Wet-Medium 12 Laps at start 12 Laps at start							
14	2'10.807		27.097	30.025	41.141	32.544	307.6	13	9'08.180	27.478	32.660	52.073	36.347		
15	2'25.248	P	27.078	30.378	43.349	44.443	305.9	14	2'09.390	26.888	29.738	40.421	32.343	305.0	
Run # 2 Front Tyre Wet-Medium Rear Tyre Wet-Medium 15 Laps at start 15 Laps at start							15 2'36.665 33.415 40.001 47.868 35.381 311.2								
16	6'59.628		27.199	33.697	43.359	32.706		16	2'13.838	26.929	29.625	40.144	37.140	314.8	
17	2'08.589		26.823	29.340	40.198	32.228	302.5	17	2'32.401	P	31.696	34.379	42.424	43.902	226.8
18	2'08.821		26.702	29.556	40.286	32.277	306.8	8th 36 Joan MIR SUZUKI SPA Team SUZUKI ECSTAR Runs=2 Total laps=15 Full laps=10							
6th 12 Maverick VIÑALES APRILIA SPA Aprilia Racing Runs=2 Total laps=15 Full laps=10							Run # 1 Front Tyre Wet-Medium Rear Tyre Wet-Medium New Tyre New Tyre								
1	3'17.547		29.697	33.623	44.621	34.196		1	2'49.898	29.425	34.152	44.756	34.336		
2	2'17.035		28.553	31.326	43.018	34.138	263.4	2	2'18.310	28.653	31.934	44.136	33.587	281.9	
3	2'15.278		28.110	31.149	42.266	33.753	282.7	3	2'18.599	28.714	31.476	44.819	33.590	291.8	
4	2'15.402		27.997	31.122	42.484	33.799	284.2	4	2'15.780	28.165	31.258	42.582	33.775	294.2	
5	2'22.950		35.317	31.580	42.196	33.857	295.0	5	2'37.283	P	32.996	33.814	43.613	46.860	255.3
6	2'26.320	P	28.020	31.193	42.351	44.756	296.7	Run # 2 Front Tyre Wet-Medium Rear Tyre Wet-Medium 5 Laps at start 5 Laps at start							
Run # 2 Front Tyre Wet-Medium Rear Tyre Wet-Medium 6 Laps at start 6 Laps at start							6 6'55.902 27.851 32.069 42.736 33.650								
7	7'56.109		27.049	31.123	42.860	33.555		7	2'13.143	27.816	30.576	41.605	33.146	297.5	
8	2'13.321		27.849	30.596	41.542	33.334	297.5	8	2'17.544	27.662	30.524	41.893	37.465	300.8	
9	2'24.797		28.699	36.295	45.288	34.515	305.9	9	2'21.130	27.702	30.428	47.932	35.068	295.8	
10	2'12.182		27.426	30.438	41.319	32.999	305.9	10	2'12.698	27.634	30.460	41.472	33.132	288.0	
11	2'21.195		29.150	33.399	43.898	34.748	292.6	11	2'31.260	P	29.389	32.580	43.752	45.539	295.8
12	2'11.019		27.127	30.340	40.731	32.821	310.3	Run # 3 Front Tyre Wet-Medium Rear Tyre Wet-Medium 11 Laps at start 11 Laps at start							
13	2'30.668	P	29.882	33.723	42.732	44.331	286.4	12	7'30.899	27.290	31.440	41.829	32.911		
Run # 3 Front Tyre Wet-Medium Rear Tyre Wet-Medium 13 Laps at start 13 Laps at start							13 2'09.749 26.827 29.940 40.655 32.327 314.8								
14	7'13.672		26.526	31.056	41.761	33.685		14	2'30.343	35.940	35.394	45.111	33.898	308.5	
								15	2'09.788	26.844	29.873	40.615	32.456	313.9	

Fastest Lap: Cal CRUTCHLOW WithU Yamaha RNF GBR 2'05.710 26.210 29.221 39.135 31.144

These data/results cannot be reproduced, stored and/or transmitted in whole or in part by any manner of electronic, mechanical, photocopying, recording, broadcasting or otherwise now known or herein after developed without the previous express consent by the copyright owner, except for reproduction in daily press and regular printed publications on sale to the public within 60 days of the event related to those data/results and always provided that copyright symbol appears together as follows below.
© DORNA, 2022

Official MotoGP Timing by **TISSOT**
www.motogp.com

Sepang, Friday, October 21, 2022

Page 2 of 6



Free Practice Nr. 2

MotoGP

Lap	Lap Time	T1	T2	T3	T4	Speed	Lap	Lap Time	T1	T2	T3	T4	Speed
9th	20	Fabio QUARTARARO YAMAHA FRA											
		Monster Energy Yamaha MotoGP											
		Runs=1		Total laps=18		Full laps=15							
Run #	1	Front Tyre	Wet-Medium	Rear Tyre	Wet-Medium								
		New Tyre		New Tyre									
1	3'30.544	28.110	33.184	44.829	34.102								
2	2'17.481	28.564	31.544	43.587	33.786	292.6							
3	2'16.147	28.019	31.593	42.930	33.605	304.2							
4	2'15.954	28.057	31.402	42.927	33.568	297.5							
5	2'16.263	28.108	31.395	42.925	33.835	292.6							
6	2'33.772	P 33.877	32.217	44.328	43.350	297.5							
Run #	2	Front Tyre	Wet-Medium	Rear Tyre	Wet-Medium								
		6 Laps at start		6 Laps at start									
7	6'48.520	27.010	31.595	43.433	33.439								
8	2'13.775	27.701	30.770	42.114	33.190	305.0							
9	2'13.365	27.560	30.665	41.918	33.222	308.5							
10	2'12.732	27.403	30.495	41.747	33.087	310.3							
11	2'12.310	27.430	30.440	41.493	32.947	308.5							
12	2'11.231	27.121	30.074	41.170	32.866	313.9							
13	2'21.856	27.135	34.345	46.786	33.590	316.7							
14	2'10.524	26.986	29.966	40.946	32.626	313.0							
15	2'10.229	26.893	29.954	40.712	32.670	316.7							
16	2'18.616	26.763	29.761	48.366	33.726	315.7							
17	2'20.520	27.270	29.860	50.195	33.195	317.6							
18	2'09.753	26.774	29.772	40.638	32.569	313.0							
12th	42	Alex RINS SUZUKI SPA											
		Team SUZUKI ECSTAR											
		Runs=2		Total laps=15		Full laps=10							
Run #	1	Front Tyre	Wet-Medium	Rear Tyre	Wet-Soft								
		New Tyre		New Tyre									
1	3'08.680	29.800	36.369	46.901	35.742								
2	2'21.062	29.367	33.116	44.501	34.078	284.2							
3	2'28.928	P 28.737	32.784	44.517	42.890	283.4							
Run #	2	Front Tyre	Wet-Medium	Rear Tyre	Wet-Medium								
		3 Laps at start		New Tyre									
4	3'36.210	29.116	33.634	44.678	34.257								
5	2'16.626	28.598	31.573	42.748	33.707	284.2							
6	2'15.330	28.325	31.035	42.373	33.597	289.5							
7	2'19.941	28.166	33.185	44.995	33.595	303.3							
8	2'14.241	28.085	30.834	41.935	33.387	281.2							
9	2'14.077	28.142	30.635	42.019	33.281	274.1							
10	2'30.996	P 29.909	32.428	44.989	43.670	288.7							
Run #	3	Front Tyre	Wet-Medium	Rear Tyre	Wet-Medium								
		10 Laps at start		7 Laps at start									
11	10'40.950	26.830	31.113	44.781	34.308								
12	2'11.362	27.308	30.128	41.193	32.733	297.5							
13	2'22.303	27.067	29.909	45.566	39.761	300.8							
14	2'10.626	26.975	29.996	41.033	32.622	305.9							
15	2'09.960	26.856	29.847	40.745	32.512	310.3							
13th	72	Marco BEZZECCHI DUCATI ITA											
		Mooney VR46 Racing Team											
		Runs=1		Total laps=18		Full laps=15							
Run #	1	Front Tyre	Wet-Medium	Rear Tyre	Wet-Medium								
		New Tyre		New Tyre									
1	2'39.661	29.140	34.968	45.119	34.903								
2	2'16.303	28.504	31.492	43.083	33.224	263.4							
3	2'14.867	27.840	31.217	42.500	33.310	285.7							
4	2'14.989	27.940	31.240	42.473	33.336	285.7							
5	2'14.448	27.826	31.081	42.152	33.389	292.6							
6	2'14.483	27.732	30.940	42.515	33.296	287.2							
7	2'14.573	27.899	30.989	42.170	33.515	284.2							
8	2'17.022	28.059	30.866	44.590	33.507	291.1							

Fastest Lap: Cal CRUTCHLOW WithU Yamaha RNF GBR **2'05.710** 26.210 29.221 39.135 31.144

These data/results cannot be reproduced, stored and/or transmitted in whole or in part by any manner of electronic, mechanical, photocopying, recording, broadcasting or otherwise now known or herein after developed without the previous express consent by the copyright owner, except for reproduction in daily press and regular printed publications on sale to the public within 60 days of the event related to those data/results and always provided that copyright symbol appears together as follows below.
© DORNA, 2022

Official MotoGP Timing by TISSOT
www.motogp.com



Sepang, Friday, October 21, 2022

Free Practice Nr. 2

MotoGP

Lap	Lap Time	T1	T2	T3	T4	Speed	Lap	Lap Time	T1	T2	T3	T4	Speed
9	2'14.490	27.754	31.122	42.189	33.425	302.5	13	2'22.935	35.582	33.110	41.013	33.230	318.5
10	2'15.446	27.631	30.937	43.188	33.690	304.2	14	2'35.306 P	29.522	37.269	43.714	44.801	314.8
11	2'14.017	27.856	30.882	41.924	33.355	284.2							
12	2'13.346	27.667	30.673	41.750	33.256	297.5							
13	2'12.989	27.340	30.429	41.869	33.351	300.0							
14	2'12.270	27.339	30.297	41.503	33.131	317.6							
15	2'33.390 P	29.619	31.052	42.051	50.668	311.2							

Run #	2	Front Tyre	Slick-Soft	Rear Tyre	Slick-Medium	
2 Laps at start						
16	6'14.205	31.126	36.725	44.391	33.537	
17	2'15.356	28.006	31.415	42.032	33.903	299.1
18	2'09.992	27.352	30.203	40.472	31.965	305.0

14th 25 Raul FERNANDEZ KTM SPA
Tech3 KTM Factory Racing
Runs=1 Total laps=16 Full laps=13

Run #	1	Front Tyre	Wet-Medium	Rear Tyre	Wet-Medium	
7 Laps at start						
1	2'58.156	28.462	32.747	44.975	33.624	
2	2'17.811	28.646	32.208	42.984	33.973	269.3
3	2'16.493	28.594	31.529	42.799	33.571	272.0
4	2'16.310	28.743	31.370	42.528	33.669	266.6
5	2'23.939	28.341	31.412	48.366	35.820	280.5
6	2'15.640	28.247	31.172	42.502	33.719	274.8
7	2'32.047 P	30.238	31.740	44.763	45.306	267.3

Run #	2	Front Tyre	Wet-Medium	Rear Tyre	Wet-Medium	
7 Laps at start						
8	11'25.875	29.948	39.590	43.529	34.036	
9	2'14.223	28.328	30.864	41.998	33.033	281.9
10	2'13.237	27.630	30.778	41.623	33.206	296.7
11	2'12.287	27.572	30.527	41.313	32.875	298.3
12	2'11.728	27.333	30.245	41.109	33.041	299.1
13	2'11.069	27.235	30.143	40.849	32.842	298.3
14	2'32.771	33.515	34.010	43.633	41.613	280.5
15	2'15.406	27.420	30.156	41.408	36.422	285.7
16	2'10.392	27.181	30.086	40.635	32.490	300.8

15th 93 Marc MARQUEZ HONDA SPA
Repsol Honda Team
Runs=2 Total laps=14 Full laps=10

Run #	1	Front Tyre	Wet-Medium	Rear Tyre	Wet-Medium	
6 Laps at start						
1	2'56.305	30.240	34.123	45.511	34.013	
2	2'17.248	28.371	31.830	43.153	33.894	280.5
3	2'16.007	28.143	31.411	42.669	33.784	285.7
4	2'15.592	28.050	31.351	42.600	33.591	286.4
5	2'24.168	30.745	34.371	44.724	34.328	287.2
6	2'20.694	28.040	31.415	42.991	38.248	298.3
7	2'15.004	28.007	31.046	42.388	33.563	291.8
8	2'36.684 P	33.219	34.076	44.780	44.609	305.0

Run #	2	Front Tyre	Wet-Medium	Rear Tyre	Wet-Medium	
8 Laps at start						
9	13'14.192	28.710	33.732	46.410	33.779	
10	2'11.239	27.141	30.391	41.010	32.697	307.6
11	2'28.652	32.309	34.294	46.593	35.456	306.8
12	2'10.411	27.122	30.114	40.626	32.549	314.8

16th 33 Brad BINDER KTM RSA
Red Bull KTM Factory Racing
Runs=2 Total laps=15 Full laps=11

Run #	1	Front Tyre	Wet-Medium	Rear Tyre	Wet-Medium	
New Tyre						
1	3'10.117	29.736	34.432	46.750	35.404	
2	2'20.089	29.433	32.402	44.178	34.076	277.6
3	2'20.989	28.533	31.597	46.703	34.156	281.2
4	2'15.956	28.380	31.263	42.528	33.785	286.4
5	2'31.275	35.361	33.743	47.743	34.428	286.4
6	2'15.448	28.038	31.105	42.519	33.786	291.8
7	2'45.846 P	35.822	34.404	47.339	48.281	299.1

Run #	2	Front Tyre	Wet-Medium	Rear Tyre	Wet-Medium	
7 Laps at start						
8	11'34.589	33.010	34.391	44.994	44.516	
9	2'13.251	28.173	30.757	41.415	32.906	305.9
10	2'12.389	27.655	30.278	41.443	33.013	311.2
11	2'12.493	27.477	30.340	41.522	33.154	301.6
12	2'31.881	36.505	35.897	45.852	33.627	313.9
13	2'21.990	27.101	29.838	51.877	33.174	309.4
14	2'10.485	27.035	29.874	40.812	32.764	308.5
15	2'51.361 P	37.224	33.274	47.112	53.751	310.3

17th 89 Jorge MARTIN DUCATI SPA
Prima Pramac Racing
Runs=1 Total laps=16 Full laps=13

Run #	1	Front Tyre	Wet-Medium	Rear Tyre	Wet-Medium	
New Tyre						
1	2'41.548	30.445	33.994	44.248	33.747	
2	2'16.353	28.252	31.521	43.111	33.469	288.7
3	2'14.685	27.786	31.080	42.392	33.427	298.3
4	2'19.624	29.899	31.619	44.136	33.970	301.6
5	2'19.560	28.507	31.335	45.227	34.491	308.5
6	2'27.048 P	28.119	31.143	44.197	43.589	287.2

Run #	2	Front Tyre	Wet-Medium	Rear Tyre	Wet-Medium	
6 Laps at start						
7	10'48.424	27.899	35.302	43.079	33.654	
8	2'13.557	27.725	30.876	41.734	33.222	302.5
9	2'12.697	27.621	30.541	41.594	32.941	295.8
10	2'22.076	32.128	32.273	43.446	34.229	291.8
11	2'11.728	27.283	30.371	41.279	32.795	305.9
12	2'18.719	30.917	31.870	42.429	33.503	307.6
13	2'10.572	27.104	29.959	40.989	32.520	307.6
14	2'15.876	29.746	30.312	41.796	34.022	297.5
15	2'13.898	27.232	31.539	41.937	33.190	313.9
16	2'11.306	27.117	30.070	41.293	32.826	303.3

18th 87 Remy GARDNER KTM AUS
Tech3 KTM Factory Racing
Runs=1 Total laps=16 Full laps=13

Run #	1	Front Tyre	Wet-Medium	Rear Tyre	Wet-Medium
New Tyre					
1	2'38.623	28.638	33.869	44.999	36.367

Fastest Lap: Cal CRUTCHLOW WithU Yamaha RNF GBR **2'05.710** 26.210 29.221 39.135 31.144

These data/results cannot be reproduced, stored and/or transmitted in whole or in part by any manner of electronic, mechanical, photocopying, recording, broadcasting or otherwise now known or herein after developed without the previous express consent by the copyright owner, except for reproduction in daily press and regular printed publications on sale to the public within 60 days of the event related to those data/results and always provided that copyright symbol appears together as follows below.
© DORNA, 2022

Official MotoGP Timing by TISSOT
www.motogp.com

Sepang, Friday, October 21, 2022

Page 4 of 6



Free Practice Nr. 2

MotoGP

Lap	Lap Time	T1	T2	T3	T4	Speed	Lap	Lap Time	T1	T2	T3	T4	Speed
2	2'24.548	28.781	31.740	43.393	40.634	267.3	11	2'13.494	27.586	30.771	41.885	33.252	309.4
3	2'16.269	28.445	31.329	42.703	33.792	276.2	12	2'26.570 P	28.331	31.493	41.949	44.797	305.0
4	2'24.656	27.977	31.241	48.391	37.047	288.7	Run # 3 Front Tyre Slick-Soft Rear Tyre Slick-Hard New Tyre New Tyre						
5	2'25.802	28.544	31.442	43.155	42.661	272.0	13	8'36.593	32.995	34.470	43.284	32.759	
6	2'15.804	28.095	31.284	42.617	33.808	274.8	14	2'10.639	27.423	30.554	40.715	31.947	311.2
7	2'19.392	28.082	31.361	45.730	34.219	287.2							
8	2'35.975 P	30.595	34.557	44.460	46.363	287.2							

Run #	2	Front Tyre	Wet-Medium	Rear Tyre	Wet-Medium	8 Laps at start	8 Laps at start
9	9'50.809	28.200	33.599	43.348	45.791		
10	2'13.840	28.008	30.669	42.030	33.133	273.4	
11	2'12.430	27.397	30.546	41.477	33.010	299.1	
12	2'20.769	31.589	32.832	43.241	33.107	295.8	
13	2'11.320	27.187	30.057	41.127	32.949	290.3	
14	2'22.376	29.763	33.324	42.233	37.056	301.6	
15	2'24.689	30.710	34.848	42.878	36.253	298.3	
16	2'10.592	26.983	29.976	40.742	32.891	300.0	

19th 49 Fabio DI GIANNANTONI DUCATI ITA
Gresini Racing MotoGP

Runs=1 Total laps=13 Full laps=10

Run #	1	Front Tyre	Wet-Medium	Rear Tyre	Wet-Medium	New Tyre	New Tyre
1	2'59.446	29.472	34.499	48.343	35.054		
2	2'20.631	28.842	32.571	44.772	34.446	274.1	
3	2'18.253	28.569	31.917	43.604	34.163	274.8	
4	2'17.384	28.115	31.659	43.622	33.988	285.7	
5	2'34.949 P	28.249	34.245	46.110	46.345	294.2	

Run #	2	Front Tyre	Wet-Medium	Rear Tyre	Wet-Medium	5 Laps at start	5 Laps at start
6	16'23.351	29.357	32.710	44.134	33.798		
7	2'14.428	27.788	31.060	42.420	33.160	296.7	
8	2'12.835	27.419	30.580	41.886	32.950	305.9	
9	2'34.415	33.444	39.015	47.903	34.053	313.0	
10	2'11.425	27.264	30.320	40.946	32.895	305.0	
11	2'10.604	26.958	30.078	40.863	32.705	310.3	
12	2'41.475	29.779	37.143	50.721	43.832	317.6	
13	2'10.873	26.981	30.213	40.908	32.771	315.7	

20th 45 Tetsuta NAGASHIMA HONDA JPN
LCR Honda IDEMITSU

Runs=2 Total laps=14 Full laps=9

Run #	1	Front Tyre	Wet-Medium	Rear Tyre	Wet-Medium	New Tyre	New Tyre
1	2'43.656	29.664	34.007	45.908	34.413		
2	2'17.875	28.473	31.933	43.534	33.935	292.6	
3	2'16.892	28.079	31.720	43.193	33.900	295.0	
4	2'16.098	28.245	31.312	42.732	33.809	288.7	
5	2'15.885	28.228	31.256	42.676	33.725	282.7	
6	2'30.819 P	30.001	31.092	44.226	45.500	290.3	

Run #	2	Front Tyre	Wet-Medium	Rear Tyre	Wet-Medium	6 Laps at start	6 Laps at start
7	8'28.332	29.836	32.826	43.011	33.692		
8	2'14.463	27.839	30.827	42.226	33.571	303.3	
9	2'18.580	27.789	31.974	45.337	33.480	302.5	
10	2'13.964	27.720	30.726	42.100	33.418	302.5	

21st 41 Aleix ESPARGARO APRILIA SPA
Aprilia Racing

Runs=3 Total laps=11 Full laps=4

Run #	1	Front Tyre	Wet-Medium	Rear Tyre	Wet-Medium	New Tyre	New Tyre
1	3'10.240	28.061	33.690	45.437	34.401		
2	2'18.947	28.376	32.326	44.240	34.005	285.7	
3	2'28.009 P	28.099	31.946	44.058	43.906	286.4	

Run #	2	Front Tyre	Wet-Medium	Rear Tyre	Wet-Medium	3 Laps at start	3 Laps at start
4	10'08.683	27.326	31.530	43.464	33.357		
5	2'15.439	27.990	31.258	42.784	33.407	287.2	
6	2'27.182 P	31.687	31.323	42.504	41.668	309.4	

Run #	3	Front Tyre	Wet-Medium	Rear Tyre	Wet-Medium	6 Laps at start	6 Laps at start
7	9'24.742	27.293	32.253	42.606	32.729		
8	2'12.237	27.289	30.713	41.300	32.935	303.3	
9	2'11.433	27.072	30.401	40.894	33.066	307.6	
10	2'25.520 P	28.947	31.528	42.477	42.568	291.1	

Run #	4	Front Tyre	Wet-Medium	Rear Tyre	Wet-Medium	10 Laps at start	10 Laps at start
11	6'56.817	28.791	31.200	41.276	33.238		

22nd 23 Enea BASTIANINI DUCATI ITA
Gresini Racing MotoGP

Runs=1 Total laps=13 Full laps=10

Run #	1	Front Tyre	Wet-Medium	Rear Tyre	Wet-Medium	New Tyre	New Tyre
1	3'46.062	28.374	33.785	46.037	34.302		
2	2'19.424	29.121	32.402	43.914	33.987	282.7	
3	2'17.131	28.341	31.797	43.219	33.774	291.8	
4	2'21.162	28.393	31.313	46.802	34.654	287.2	
5	2'16.136	28.045	31.512	42.813	33.766	279.7	
6	2'18.221	28.098	31.382	44.385	34.356	293.4	
7	2'15.722	28.023	31.347	42.649	33.703	289.5	
8	2'26.634 P	29.758	31.676	42.811	42.389	259.6	

Run #	2	Front Tyre	Wet-Medium	Rear Tyre	Wet-Medium	8 Laps at start	8 Laps at start
9	16'19.819	27.841	31.570	42.250	32.938		
10	2'12.586	27.439	30.750	41.584	32.813	303.3	
11	2'11.990	27.314	30.477	41.355	32.844	303.3	
12	2'14.946	27.134	30.310	41.395	36.107	300.8	
13	2'11.568	27.242	30.277	41.271	32.778	298.3	

Fastest Lap: Cal CRUTCHLOW WithU Yamaha RNF GBR **2'05.710** 26.210 29.221 39.135 31.144

These data/results cannot be reproduced, stored and/or transmitted in whole or in part by any manner of electronic, mechanical, photocopying, recording, broadcasting or otherwise now known or herein after developed without the previous express consent by the copyright owner, except for reproduction in daily press and regular printed publications on sale to the public within 60 days of the event related to those data/results and always provided that copyright symbol appears together as follows below.
© DORNA, 2022



Free Practice Nr. 2

MotoGP

Lap	Lap Time	T1	T2	T3	T4	Speed	Lap	Lap Time	T1	T2	T3	T4	Speed
-----	----------	----	----	----	----	-------	-----	----------	----	----	----	----	-------

23rd **44** **Po** **ESPARGARO** HONDA SPA
Repsol Honda Team

Runs=2 Total laps=10 Full laps=5

Run #	1	Front Tyre	Wet-Medium	Rear Tyre	Wet-Medium	
		New Tyre		New Tyre		
1	2'54.927	29.131	34.437	46.114	34.969	
2	2'20.879	30.794	32.265	43.765	34.055	264.7
3	2'17.215	28.427	31.575	43.315	33.898	270.6
4	2'16.442	28.310	31.584	42.807	33.741	266.0
5	2'20.008	28.423	32.572	44.595	34.418	265.3
6	2'25.626 P	28.264	31.378	42.920	43.064	283.4
Run #	2	Front Tyre	Wet-Medium	Rear Tyre	Wet-Medium	
		6 Laps at start		6 Laps at start		
7	11'31.250	28.681	35.127	47.376	34.164	
8	2'12.414	27.531	30.484	41.273	33.126	296.7
9	2'33.443 P	30.170	33.822	44.002	45.449	264.7
Run #	3	Front Tyre	Slick-Medium	Rear Tyre	Slick-Medium	
		3 Laps at start		12 Laps at start		
10	14'43.751	30.646	32.929	43.048	33.679	

24th **40** **Darryn** **BINDER** YAMAHA RSA
WithU Yamaha RNF MotoGP Team

Runs=2 Total laps=15 Full laps=10

Run #	1	Front Tyre	Wet-Medium	Rear Tyre	Wet-Medium	
		New Tyre		New Tyre		
1	2'52.394	31.881	34.805	45.853	34.504	
2	2'18.179	28.620	32.122	43.792	33.645	274.1
3	2'16.809	28.212	31.583	43.311	33.703	279.7
4	2'15.957	28.102	31.422	42.654	33.779	281.9
5	2'17.345	28.651	31.843	43.153	33.698	276.2
6	2'31.023 P	28.552	31.844	43.939	46.688	278.3
Run #	2	Front Tyre	Wet-Medium	Rear Tyre	Wet-Medium	
		6 Laps at start		6 Laps at start		
7	8'32.487	29.157	32.716	43.653	33.606	
8	2'16.528	28.212	31.479	42.947	33.890	293.4
9	2'15.071	28.043	31.268	42.253	33.507	295.0
10	2'14.810	27.957	30.873	42.718	33.262	290.3
11	2'13.567	27.664	30.869	41.996	33.038	295.8
12	2'13.148	27.449	30.576	41.892	33.231	300.0
13	2'12.878	27.303	30.470	41.888	33.217	304.2
14	2'30.224 P	29.430	31.336	43.509	45.949	295.0
Run #	3	Front Tyre	Wet-Medium	Rear Tyre	Wet-Medium	
		14 Laps at start		14 Laps at start		
15	7'46.001	34.130	32.278	44.092	36.344	

Fastest Lap: Cal CRUTCHLOW WithU Yamaha RNF GBR **2'05.710** 26.210 29.221 39.135 31.144

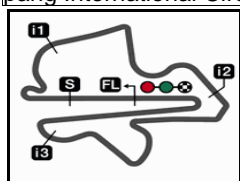
These data/results cannot be reproduced, stored and/or transmitted in whole or in part by any manner of electronic, mechanical, photocopying, recording, broadcasting or otherwise now known or herein after developed without the previous express consent by the copyright owner, except for reproduction in daily press and regular printed publications on sale to the public within 60 days of the event related to those data/results and always provided that copyright symbol appears together as follows below.
© DORNA, 2022

Official MotoGP Timing by TISSOT
www.motogp.com

Sepang, Friday, October 21, 2022

Page 6 of 6





5543 m.

PETRONAS GRAND PRIX OF MALAYSIA

Free Practice Nr. 2

Best Partial Times

MotoGP™

IT Ideal Lap Time, sum of the best partial times

BT Best Lap Time

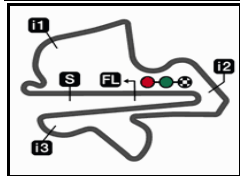
T1		T2		T3		T4				IT		BT	
Pos	Rider	Time	Rider	Time	Rider	Time	Rider	Time	Pos	Rider	IT	BT	
1	C.CRUTCHLOW	26.210	F.BAGNAIA	28.913	C.CRUTCHLOW	39.135	C.CRUTCHLOW	31.144	1	C.CRUTCHLO	2'05.710	2'05.710	(1)
2	A.MARQUEZ	26.400	C.CRUTCHLOW	29.221	A.MARQUEZ	39.484	F.BAGNAIA	31.407	2	F.BAGNAIA	2'06.610	2'06.610	(2)
3	J.MILLER	26.429	A.MARQUEZ	29.263	F.BAGNAIA	39.683	J.MILLER	31.501	3	A.MARQUEZ	2'06.896	2'06.896	(3)
4	F.BAGNAIA	26.607	J.ZARCO	29.340	J.MILLER	39.965	A.MARQUEZ	31.749	4	J.MILLER	2'07.553	2'07.553	(4)
5	J.ZARCO	26.702	F.MORBIDELLI	29.625	F.MORBIDELLI	40.144	T.NAGASHIMA	31.947	5	J.ZARCO	2'08.468	2'08.589	(5)
6	F.QUARTARARO	26.763	M.OLIVEIRA	29.654	J.ZARCO	40.198	M.BEZZECCHI	31.965	6	F.MORBIDELLI	2'09.000	2'09.390	(7)
7	M.VIÑALES	26.803	J.MILLER	29.658	M.VIÑALES	40.269	J.ZARCO	32.228	7	M.VIÑALES	2'09.353	2'09.353	(6)
8	J.MIR	26.827	L.MARINI	29.756	M.OLIVEIRA	40.471	J.MIR	32.327	8	M.OLIVEIRA	2'09.602	2'09.898	(11)
9	L.MARINI	26.840	F.QUARTARARO	29.761	M.BEZZECCHI	40.472	F.MORBIDELLI	32.343	9	J.MIR	2'09.642	2'09.749	(8)
10	A.RINS	26.856	M.VIÑALES	29.792	J.MIR	40.615	M.VIÑALES	32.489	10	F.QUARTARAR	2'09.731	2'09.753	(9)
11	F.MORBIDELLI	26.888	B.BINDER	29.838	L.MARINI	40.621	R.FERNANDEZ	32.490	11	L.MARINI	2'09.758	2'09.825	(10)
12	M.OLIVEIRA	26.927	A.RINS	29.847	M.MARQUEZ	40.626	A.RINS	32.512	12	A.RINS	2'09.960	2'09.960	(12)
13	DI GIANNANTO	26.958	J.MIR	29.873	R.FERNANDEZ	40.635	J.MARTIN	32.520	13	M.BEZZECCHI	2'09.979	2'09.992	(13)
14	R.GARDNER	26.983	J.MARTIN	29.959	F.QUARTARARO	40.638	L.MARINI	32.541	14	R.FERNANDEZ	2'10.392	2'10.392	(14)
15	B.BINDER	27.035	R.GARDNER	29.976	T.NAGASHIMA	40.715	M.MARQUEZ	32.549	15	M.MARQUEZ	2'10.411	2'10.411	(15)
16	A.ESPARGARO	27.072	F.DI GIANNANTO	30.078	R.GARDNER	40.742	M.OLIVEIRA	32.550	16	B.BINDER	2'10.449	2'10.485	(16)
17	J.MARTIN	27.104	R.FERNANDEZ	30.086	A.RINS	40.745	F.QUARTARARO	32.569	17	J.MARTIN	2'10.572	2'10.572	(17)
18	M.MARQUEZ	27.122	M.MARQUEZ	30.114	B.BINDER	40.812	F.DI GIANNANTO	32.705	18	R.GARDNER	2'10.592	2'10.592	(18)
19	E.BASTIANINI	27.134	M.BEZZECCHI	30.203	F.DI GIANNANTO	40.863	A.ESPARGARO	32.729	19	F.DI GIANNAN	2'10.604	2'10.604	(19)
20	R.FERNANDEZ	27.181	E.BASTIANINI	30.277	A.ESPARGARO	40.894	B.BINDER	32.764	20	T.NAGASHIMA	2'10.639	2'10.639	(20)
21	D.BINDER	27.303	A.ESPARGARO	30.401	J.MARTIN	40.989	E.BASTIANINI	32.778	21	A.ESPARGAR	2'11.096	2'11.433	(21)
22	M.BEZZECCHI	27.339	D.BINDER	30.470	E.BASTIANINI	41.271	R.GARDNER	32.891	22	E.BASTIANINI	2'11.460	2'11.568	(22)
23	T.NAGASHIMA	27.423	P.ESPARGARO	30.484	P.ESPARGARO	41.273	D.BINDER	33.038	23	P.ESPARGAR	2'12.414		(-1)
24	P.ESPARGARO	27.531	T.NAGASHIMA	30.554	D.BINDER	41.888	P.ESPARGARO	33.126	24	D.BINDER	2'12.699		(-1)

These data/results cannot be reproduced, stored and/or transmitted in whole or in part by any manner of electronic, mechanical, photocopying, recording, broadcasting or otherwise now known or herein after developed without the previous express consent by the copyright owner, except for reproduction in daily press and regular printed publications on sale to the public within 60 days of the event related to those data/results and always provided that copyright symbol appears together as follows below.

© DORNA, 2022

Official MotoGP Timing by TISSOT
www.motogp.com





5543 m.

PETRONAS GRAND PRIX OF MALAYSIA**Free Practice Nr. 2****Fastest Laps Sequence**

<i>Practice Time</i>	 <i>Rider</i>	<i>Nation</i>	<i>Motorcycle</i>	<i>Time</i>	<i>Km/h</i>	<i>Rider's Lap</i>
4'44.481	21 Franco MORBIDELLI	ITA	YAMAHA	2'15.423	147.3	2
6'58.053	21 Franco MORBIDELLI	ITA	YAMAHA	2'13.572	149.3	3
9'11.279	21 Franco MORBIDELLI	ITA	YAMAHA	2'13.226	149.7	4
21'01.133	21 Franco MORBIDELLI	ITA	YAMAHA	2'12.449	150.6	9
23'44.075	5 Johann ZARCO	FRA	DUCATI	2'12.095	151.0	10
25'34.155	21 Franco MORBIDELLI	ITA	YAMAHA	2'11.734	151.4	11
28'09.179	5 Johann ZARCO	FRA	DUCATI	2'11.259	152.0	12
32'32.705	5 Johann ZARCO	FRA	DUCATI	2'10.807	152.5	14
34'31.074	35 Cal CRUTCHLOW	GBR	YAMAHA	2'10.485	152.9	11
35'21.274	88 Miguel OLIVEIRA	POR	KTM	2'10.475	152.9	10
39'26.196	93 Marc MARQUEZ	SPA	HONDA	2'10.411	153.0	12
39'30.108	21 Franco MORBIDELLI	ITA	YAMAHA	2'09.390	154.2	14
43'17.083	73 Alex MARQUEZ	SPA	HONDA	2'08.644	155.1	10
44'04.894	35 Cal CRUTCHLOW	GBR	YAMAHA	2'08.436	155.3	14
45'23.979	73 Alex MARQUEZ	SPA	HONDA	2'06.896	157.2	11
46'10.604	35 Cal CRUTCHLOW	GBR	YAMAHA	2'05.710	158.7	15

These data/results cannot be reproduced, stored and/or transmitted in whole or in part by any manner of electronic, mechanical, photocopying, recording, broadcasting or otherwise now known or herein after developed without the previous express consent by the copyright owner, except for reproduction in daily press and regular printed publications on sale to the public within 60 days of the event related to those data/results and always provided that copyright symbol appears together as follows below.

© DORNA, 2022

Official MotoGP Timing by TISSOT
www.motogp.com

Sepang, Friday, October 21, 2022

