

5543 m.

PETRONAS GRAND PRIX OF MALAYSIA

Free Practice Nr. 1

Classification

3

	Rider	Nation	Team	Motorcycle	Time	Lap Total	Gap	Top Speed
1	37 Augusto FERNANDEZ	SPA	Red Bull KTM Ajo	KALEX	2'06.816	14 15		270.6
2	51 Pedro ACOSTA	SPA	Red Bull KTM Ajo	KALEX	2'07.644	11 13	0.828 0.828	270.0
3	14 Tony ARBOLINO	ITA	Elf Marc VDS Racing Team	KALEX	2'07.867	14 15	1.051 0.223	267.9
4	79 Ai OGURA	JPN	IDEMITSU Honda Team Asia	KALEX	2'07.938	14 15	1.122 0.071	274.1
5	75 Albert ARENAS	SPA	Inde GASGAS Aspar Team	KALEX	2'08.116	9 13	1.300 0.178	276.9
6	35 Somkiat CHANTRA	THA	IDEMITSU Honda Team Asia	KALEX	2'08.191	5 13	1.375 0.075	275.5
7	96 Jake DIXON	GBR	Inde GASGAS Aspar Team	KALEX	2'08.290	12 15	1.474 0.099	274.8
8	54 Fermín ALDEGUER	SPA	Beta Tools Speed Up	BOSCOSCURO	2'08.314	13 15	1.498 0.024	272.0
9	40 Aron CANET	SPA	Flexbox HP40	KALEX	2'08.444	7 10	1.628 0.130	270.6
10	13 Celestino VIETTI	ITA	Mooney VR46 Racing Team	KALEX	2'08.453	14 16	1.637 0.009	274.8
11	52 Jeremy ALCOBA	SPA	Liqui Moly Intact GP	KALEX	2'08.453	13 15	1.637	279.0
12	12 Filip SALAC	CZE	Gresini Racing Moto2	KALEX	2'08.589	12 12	1.773 0.136	273.4
13	19 Lorenzo DALLA PORTA	ITA	Italtrans Racing Team	KALEX	2'08.592	13 14	1.776 0.003	276.2
14	23 Marcel SCHROTTER	GER	Liqui Moly Intact GP	KALEX	2'08.668	11 15	1.852 0.076	275.5
15	21 Alonso LOPEZ	SPA	Beta Tools Speed Up	BOSCOSCURO	2'08.695	3 7	1.879 0.027	272.0
16	16 Joe ROBERTS	USA	Italtrans Racing Team	KALEX	2'08.737	14 15	1.921 0.042	272.0
17	18 Manuel GONZALEZ	SPA	Yamaha VR46 Master Camp Team	KALEX	2'08.763	15 16	1.947 0.026	272.0
18	42 Marcos RAMIREZ	SPA	MV Agusta Forward Racing	MV AGUSTA	2'08.993	11 12	2.177 0.230	270.6
19	28 Nicolò ANTONELLI	ITA	Mooney VR46 Racing Team	KALEX	2'09.025	13 15	2.209 0.032	274.1
20	22 Sam LOWES	GBR	Elf Marc VDS Racing Team	KALEX	2'09.235	8 15	2.419 0.210	271.3
21	64 Bo BENDSNEYDER	NED	Pertamina Mandalika SAG Team	KALEX	2'09.264	6 14	2.448 0.029	274.1
22	7 Barry BALTUS	BEL	RW Racing GP	KALEX	2'09.593	9 11	2.777 0.329	266.6
23	4 Sean Dylan KELLY	USA	American Racing	KALEX	2'09.683	6 12	2.867 0.090	274.1
24	6 Cameron BEAUBIER	USA	American Racing	KALEX	2'10.014	7 15	3.198 0.331	274.1
25	61 Alessandro ZACCONI	ITA	Gresini Racing Moto2	KALEX	2'10.142	14 15	3.326 0.128	271.3
26	72 Borja GOMEZ	SPA	Flexbox HP40	KALEX	2'10.153	14 15	3.337 0.011	270.6
27	81 Keminth KUBO	THA	Yamaha VR46 Master Camp Team	KALEX	2'10.415	13 14	3.599 0.262	272.0
28	29 Taiga HADA	JPN	Pertamina Mandalika SAG Team	KALEX	2'10.472	14 14	3.656 0.057	274.1
29	98 David SANCHIS	SPA	MV Agusta Forward Racing	MV AGUSTA	2'10.711	9 14	3.895 0.239	271.3
30	20 Azroy ANUAR	MAL	Petronas MIE Racing RW	KALEX	2'11.216	10 11	4.400 0.505	272.0
Not classified								
	27 Kasma DANIEL	MAL	Petronas MIE Racing RW	KALEX				

Practice condition: Dry

Air: 27°

Humidity: 89%

Ground: 37°

Fastest Lap:	Lap: 14	Augusto FERNANDEZ	2'06.816	157.3 Km/h
Best Race Lap:	2019	Alex MARQUEZ	2'05.860	158.5 Km/h
All Time Lap Record:	2019	Brad BINDER	2'04.769	159.9 Km/h

The results are provisional until the end of the limit for protest and appeals.

Time limit for protest expires 30' after publication of the results - Time:

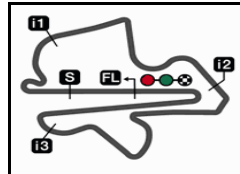
These data/results cannot be reproduced, stored and/or transmitted in whole or in part by any manner of electronic, mechanical, photocopying, recording, broadcasting or otherwise now known or herein after developed without the previous express consent by the copyright owner, except for reproduction in daily press and regular printed publications on sale to the public within 60 days of the event related to those data/results and always provided that copyright symbol appears together as follows below.

© DORNA, 2022

Official MotoGP Timing by TISSOT
www.motogp.com

Sepang, Friday, October 21, 2022





5543 m.

PETRONAS GRAND PRIX OF MALAYSIA

Free Practice Nr. 1

Top Speed & Average

4



Rider	Nation	Motorcycle	Top 5 speeds					Average	Top
52 Jeremy ALCOBA	SPA	KALEX	279.0	276.9	276.9	276.2	276.2	276.9	279.0
75 Albert ARENAS	SPA	KALEX	276.9	276.9	276.2	276.2	274.8	275.8	276.9
19 Lorenzo DALLA PORTA	ITA	KALEX	276.2	276.2	275.5	275.5	275.5	275.8	276.2
23 Marcel SCHROTTER	GER	KALEX	275.5	274.1	273.4	272.7	272.7	273.4	275.5
35 Somkiat CHANTRA	THA	KALEX	275.5	274.8	274.1	273.4	273.4	273.9	275.5
13 Celestino VIETTI	ITA	KALEX	274.8	274.1	274.1	274.1	274.1	274.2	274.8
96 Jake DIXON	GBR	KALEX	274.8	274.1	273.4	273.4	272.7	273.2	274.8
4 Sean Dylan KELLY	USA	KALEX	274.1	271.3	271.3	271.3	270.6	271.7	274.1
6 Cameron BEAUBIER	USA	KALEX	274.1	272.7	272.7	272.0	272.0	272.6	274.1
28 Niccolò ANTONELLI	ITA	KALEX	274.1	274.1	273.4	273.4	273.4	273.6	274.1
29 Taiga HADA	JPN	KALEX	274.1	273.4	272.7	272.7	272.0	273.0	274.1
64 Bo BENDSNEYDER	NED	KALEX	274.1	272.0	270.0	270.0	269.3	270.8	274.1
79 Ai OGURA	JPN	KALEX	274.1	274.1	274.1	273.4	272.7	273.5	274.1
12 Filip SALAC	CZE	KALEX	273.4	272.0	272.0	271.3	271.3	271.8	273.4
16 Joe ROBERTS	USA	KALEX	272.0	271.3	270.6	270.0	270.0	270.6	272.0
18 Manuel GONZALEZ	SPA	KALEX	272.0	272.0	270.6	270.6	270.0	270.7	272.0
20 Azroy ANUAR	MAL	KALEX	272.0	270.6	270.0	270.0	270.0	270.5	272.0
21 Alonso LOPEZ	SPA	BOSCOSCURO	272.0	270.6	270.0	270.0	270.0	270.5	272.0
54 Fermín ALDEGUER	SPA	BOSCOSCURO	272.0	271.3	271.3	270.6	270.6	271.2	272.0
81 Keminth KUBO	THA	KALEX	272.0	272.0	271.3	270.6	270.6	271.3	272.0
22 Sam LOWES	GBR	KALEX	271.3	270.6	270.0	270.0	270.0	270.3	271.3
61 Alessandro ZACCONE	ITA	KALEX	271.3	271.3	270.6	270.6	270.6	270.9	271.3
98 David SANCHIS	SPA	MV AGUSTA	271.3	271.3	271.3	271.3	270.6	271.1	271.3
37 Augusto FERNANDEZ	SPA	KALEX	270.6	270.0	269.3	268.6	267.9	269.3	270.6
40 Aron CANET	SPA	KALEX	270.6	267.9	267.3	267.3	266.6	267.9	270.6
42 Marcos RAMIREZ	SPA	MV AGUSTA	270.6	269.3	269.3	269.3	269.3	269.6	270.6
72 Borja GOMEZ	SPA	KALEX	270.6	270.0	270.0	269.3	269.3	269.6	270.6
51 Pedro ACOSTA	SPA	KALEX	270.0	269.3	267.9	267.9	267.9	268.6	270.0
14 Tony ARBOLINO	ITA	KALEX	267.9	267.3	266.6	266.0	266.0	266.8	267.9
7 Barry BALTUS	BEL	KALEX	266.6	266.0	265.3	265.3	265.3	265.7	266.6

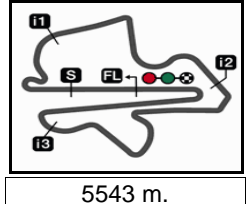
These data/results cannot be reproduced, stored and/or transmitted in whole or in part by any manner of electronic, mechanical, photocopying, recording, broadcasting or otherwise now known or herein after developed without the previous express consent by the copyright owner, except for reproduction in daily press and regular printed publications on sale to the public within 60 days of the event related to those data/results and always provided that copyright symbol appears together as follows below.

© DORNA, 2022

Official MotoGP Timing by TISSOT
www.motogp.com

Sepang, Friday, October 21, 2022





PETRONAS GRAND PRIX OF MALAYSIA
Free Practice Nr. 1
Chronological Analysis of Performances

5

* Lap / Sector time cancelled T1 Time from finish line to 1st intermediate T3 Time from 2nd intermed. to 3rd intermed.
P Crossing the finish line in pit lane T2 Time from 1st intermed. to 2nd intermed. T4 Time from 3rd intermediate to finish line

Lap	Lap Time	T1	T2	T3	T4	Speed	Lap	Lap Time	T1	T2	T3	T4	Speed
1st 37 Augusto FERNAND Red Bull KTM Ajo SPA							4th 79 Ai OGURA IDEMITSU Honda Tea JPN						
Runs=2 Total laps=15 Full laps=9							Runs=1 Total laps=15 Full laps=9						
1	3'15.297	28.541	31.695	41.449	35.070		1	3'14.366	28.822	31.418	41.702	34.382	
2	2'10.147	27.276	29.559	39.813	33.499	267.3	2	2'10.391	27.289	29.600	40.068	33.434	272.0
3	2'09.265	26.636	29.651	39.654	33.324	267.3	3	2'08.861	26.865	29.355	39.444	33.197	272.0
4	2'08.129 *	26.549	28.996*	39.073*	33.511	266.0	4	2'08.355 *	26.673	29.275*	39.279*	33.128	273.4
5	2'08.762	26.555	29.159	39.538	33.510	265.3	5	2'08.714	26.829	29.281	39.359	33.245	270.6
6	2'08.788	26.889	29.384	39.283	33.232	267.9	6	2'10.922	27.036	29.450	41.265	33.171	271.3
7	2'07.868	26.737	29.230	38.840	33.061	267.3	7	2'33.484 P	26.753	35.539	44.253	46.939	272.7
8	2'07.500	26.587	28.852	38.820	33.241	266.6	8	8'30.944	29.379	30.992	40.636	33.334	
9	2'12.049	28.700	29.406	39.211	34.732	266.6	9	2'09.096	26.907	29.473	39.591	33.125	269.3
10	2'07.235	26.513	28.936	38.724	33.062	266.0	10	2'08.213	26.741	29.230	39.226	33.016	271.3
11	2'17.146 P	26.429	29.015	39.532	42.170	268.6	11	2'08.349	26.928	29.178	39.217	33.026	274.1
12	8'26.372	26.582	29.467	39.572	33.224		12	2'07.956	26.742	29.060	39.185	32.969	272.7
13	2'07.642 *	26.783	28.846	38.826	33.187*	269.3	13	2'08.555 *	26.598	28.956	39.286	33.715*	274.1
14	2'06.816	26.477	28.857	38.549	32.933	270.0	14	2'07.938	26.685	29.008	39.232	33.013	271.3
15	4'35.022 P	26.319	28.928	38.790	3'00.985	270.6	15	2'08.999 *	26.674	29.276	39.194	33.855*	274.1
2nd 51 Pedro ACOSTA Red Bull KTM Ajo SPA							5th 75 Albert ARENAS Inde GASGAS Aspar SPA						
Runs=1 Total laps=13 Full laps=8							Runs=1 Total laps=13 Full laps=7						
1	3'04.791	27.140	31.592	41.020	33.984		1	3'14.839	27.202	32.100	41.569	35.068	
2	2'10.567	27.445	29.738	39.834	33.550	267.9	2	2'11.557	27.673	30.291	40.091	33.502	270.6
3	2'09.326	26.845	29.640	39.693	33.148	267.9	3	2'10.344	27.253	29.783	39.678	33.630	274.8
4	2'11.259 *	26.766	29.656*	39.853*	34.984	270.0	4	2'10.246 *	27.116	29.740*	39.852*	33.538	274.8
5	2'09.103	26.864	29.444	39.559	33.236	267.9	5	2'10.205	26.822	29.827	39.784	33.772	273.4
6	2'08.974	26.829	29.417	39.415	33.313	264.7	6	2'09.183	26.870	29.562	39.493	33.258	276.9
7	2'08.873	26.786	29.385	39.565	33.137	266.0	7	2'20.362 P	26.911	29.552*	40.754	43.145	267.3
8	2'23.584 P	26.897	29.708	42.007	44.972	266.0	8	12'57.377	28.633	30.547	40.630	33.460	
9	13'36.541	29.499	34.142	44.872	34.573		9	2'08.116	26.831	29.186	39.101	32.998	272.0
10	2'08.088	26.799	29.306	39.135	32.848	269.3	10	2'08.364	26.705	29.358	39.124	33.177	274.8
11	2'07.644	26.542	29.037	38.979	33.086	267.3	11	2'07.976 *	26.662	29.036	39.079	33.199*	276.2
12	2'09.421	27.466	29.443	39.427	33.085	267.3	12	2'08.345	26.578	29.074	39.348	33.345	276.2
13	2'09.266 *	26.575	29.065	39.160	34.466*	265.3	13	2'12.991 *	27.954	30.668	40.177	34.192*	276.9
3rd 14 Tony ARBOLINO Elf Marc VDS Racing ITA							6th 35 Somkiat CHANTRA IDEMITSU Honda Tea THA						
Runs=1 Total laps=15 Full laps=10							Runs=1 Total laps=13 Full laps=7						
1	3'16.959	27.411	32.656	41.038	34.629		1	3'30.926	27.054	30.817	40.471	33.902	
2	2'08.875	26.995	29.222	39.148	33.510	263.4	2	2'09.638	27.021	29.529	39.699	33.389	273.4
3	2'08.613	26.713	29.332	39.334	33.234	265.3	3	2'08.806	26.883	29.361	39.409	33.153	273.4
4	2'07.795 *	26.510	29.083*	39.014*	33.188	262.7	4	2'08.478 *	26.839	29.187*	39.249*	33.203	273.4
5	2'08.587	26.953	29.187	39.303	33.144	264.7							
6	2'08.736	26.854	29.263	39.546	33.073	262.1							
7	2'08.041	26.674	29.237	39.202	32.928	265.3							
8	2'07.900	26.593	29.163	39.064	33.080	265.3							
9	2'08.510	26.618	29.343	39.137	33.412	266.0							
10	2'25.418 P	27.895	30.752	40.477	46.294	266.0							

Fastest Lap: Augusto FERNANDEZ Red Bull KTM Ajo SPA **2'06.816** 26.477 28.857 38.549 32.933

These data/results cannot be reproduced, stored and/or transmitted in whole or in part by any manner of electronic, mechanical, photocopying, recording, broadcasting or otherwise now known or herein after developed without the previous express consent by the copyright owner, except for reproduction in daily press and regular printed publications on sale to the public within 60 days of the event related to those data/results and always provided that copyright symbol appears together as follows below.
© DORNA, 2022

Free Practice Nr. 1

Moto2

Lap	Lap Time	T1	T2	T3	T4	Speed	Lap	Lap Time	T1	T2	T3	T4	Speed
5	2'08.191	26.710	29.193	39.189	33.099	273.4	9	2'22.494 P	26.434	29.147	39.406	47.507	267.9
6	2'08.690	26.699	29.292	39.328	33.371	270.6	10	11'55.629	25.913	30.849	46.645	35.455	
7	2'08.945 *	26.753	29.365*	39.605	33.222	274.1		unfinished	26.516	29.047	38.916		270.6
8	2'08.265	26.485	29.083	39.687	33.010	273.4	10th 13 Celestino VIETTI Mooney VR46 Racing ITA						
9	2'08.393	26.458	29.440	39.151	33.344	274.8		Runs=1	Total laps=16	Full laps=12			
10	2'23.527 P	27.830	30.397	41.182	44.118	270.6	1	2'29.925	26.870	31.843	41.409	34.378	
11	13'25.817	27.028	32.351	39.673	34.198		2	2'10.783	27.710	29.959	39.573	33.541	272.7
12	2'08.219	26.538	29.214	39.405	33.062	272.7	3	2'15.323	27.167	29.558	39.624	38.974	273.4
13	2'08.419 *	26.437	29.089	39.250	33.643*	275.5	4	4'09.363 P	56.781	1'00.677*	1'10.862*	1'01.043	127.0
7th 96 Jake DIXON Inde GASGAS Aspar GBR							5	5'50.611	27.633	31.683	40.868	33.967	
	Runs=2	Total laps=15	Full laps=9				6	2'10.239	27.283	29.918	39.757	33.281	271.3
1	2'45.818	27.831	31.120	41.832	33.898		7	2'09.766	26.939	29.769	39.621	33.437	273.4
2	2'11.158	27.156	30.009	40.414	33.579	272.7	8	2'09.232	26.798	29.687	39.585	33.162	272.7
3	2'10.842	27.045	30.254	39.869	33.674	272.7	9	2'09.087	26.764	29.559	39.544	33.220	274.1
4	2'11.511 *	26.999	30.964*	40.008*	33.540	271.3	10	2'09.221	26.796	29.650	39.622	33.153	273.4
5	2'09.379	26.835	29.508	39.605	33.431	272.7	11	2'09.080	26.863	29.451	39.512	33.254	274.1
6	2'09.459	27.036	29.451	39.724	33.248	272.7	12	2'08.825	26.865	29.354	39.454	33.152	273.4
7	2'26.124	26.729	33.984	44.694	40.717	272.7	13	2'08.682	26.752	29.483	39.469	32.978	274.1
8	2'09.113	26.717	29.477	39.614	33.305	274.1	14	2'08.453	26.678	29.383	39.366	33.026	274.8
9	2'15.439	26.682	33.780	40.255	34.722	272.0	15	2'08.808	26.703	29.236	39.455	33.414	274.1
10	2'20.126 P	26.893	29.264	39.420	44.549	274.8	16	2'08.548 *	26.740	29.379	39.326	33.103*	272.7
11	8'31.046	31.922	30.893	44.131	33.909		11th 52 Jeremy ALCOBA Liqui Moly Intact GP SPA						
12	2'08.290	26.693	29.305	39.305	32.987	270.0		Runs=1	Total laps=15	Full laps=9			
13	2'15.859 *	26.380	29.238	40.573	39.668*	273.4	1	3'15.676	28.179	35.301	41.172	35.189	
14	2'08.336	26.577	29.280	39.371	33.108	273.4	2	2'10.949	27.518	29.822	39.981	33.628	272.7
15	2'35.040 P	32.721	32.547	44.868	44.904	272.0	3	2'10.606	26.832	29.459	39.460	34.855	279.0
8th 54 Fermín ALDEGUER Beta Tools Speed Up SPA							4	2'10.024 *	26.839	29.661*	39.915*	33.609	276.2
	Runs=1	Total laps=15	Full laps=10				5	2'09.352	26.785	29.687	39.480	33.400	276.2
1	2'31.015	27.781	32.596	41.961	34.697		6	2'09.321	26.774	29.602	39.542	33.403	273.4
2	2'10.844	27.383	29.877	39.772	33.812	269.3	7	2'15.546 *	29.266	29.765*	39.528	36.987	274.8
3	2'09.228	26.842	29.437	39.459	33.490	270.0	8	2'09.217	26.758	29.479	39.568	33.412	276.9
4	2'11.410 *	26.635	29.527*	41.405*	33.843	268.6	9	2'09.466	26.871	29.470	39.608	33.517	274.8
5	2'09.133	26.641	29.624	39.398	33.470	268.6	10	2'23.054 P	28.588	30.266	40.921	43.279	272.7
6	2'08.596	26.581	29.329	39.274	33.412	268.6	11	9'06.562	25.802	29.950	42.490	35.426	
7	2'16.470	29.695	31.743	41.313	33.719	269.3	12	2'08.887	26.789	29.323	39.387	33.388	275.5
8	2'08.521	26.699	29.196	39.353	33.273	270.0	13	2'08.453	26.638	29.225	39.229	33.361	276.9
9	2'23.834 P	28.802	29.896	39.670	45.466	271.3	14	2'08.739	26.602	29.349	39.519	33.269	276.2
10	10'31.740	26.388	30.046	40.302	33.583		15	2'08.276 *	26.618	29.241	39.193	33.224*	274.8
11	2'08.444	26.686	29.311	39.224	33.223	270.6	12th 12 Filip SALAC Gresini Racing Moto2 CZE						
12	2'10.827 *	26.550	29.354	40.545	34.378*	272.0		Runs=2	Total laps=12	Full laps=6			
13	2'08.314	26.656	29.262	39.151	33.245	270.0	1	3'04.572	32.680	31.787	41.028	34.101	
14	2'11.481	27.972	30.223	39.720	33.566	271.3	2	2'10.362	27.351	29.865	39.716	33.430	271.3
15	2'08.444	26.580	29.350	39.233	33.281	270.6	3	2'09.903	26.917	29.878	39.606	33.502	273.4
9th 40 Aron CANET Flexbox HP40 SPA							4	2'10.752 *	27.035	29.938*	39.456*	34.323	266.6
	Runs=2	Total laps=11	Full laps=6				5	2'09.107	26.926	29.527	39.386	33.268	270.6
1	2'38.244	26.784	29.900	40.183	33.738		6	2'09.005	26.801	29.414	39.413	33.377	271.3
2	2'10.678	26.729	29.308	41.074	33.567	264.7	7	2'08.965	26.855	29.484	39.410	33.216	271.3
3	2'10.454	26.695	30.827	39.358	33.574	266.6	8	2'21.030 P	26.825	31.413	40.259	42.533	272.0
4	2'10.129 *	27.093	29.957*	39.640*	33.439	266.0	9	13'41.557	27.850	34.266	40.264	42.011	
5	2'09.008	26.722	29.417	39.388	33.481	267.3	10	2'20.901 P	27.545	30.176	40.758	42.422	271.3
6	2'08.630	26.525	29.314	39.353	33.438	267.3	11	5'00.959	28.772	30.141	40.619	33.384	
7	2'08.444	26.500	29.324	39.293	33.327	265.3	12	2'08.589	26.768	29.370	39.306	33.145	272.0
8	2'10.882	28.927	29.286	39.407	33.262	265.3							

Fastest Lap: Augusto FERNANDEZ Red Bull KTM Ajo SPA **2'06.816** 26.477 28.857 38.549 32.933

These data/results cannot be reproduced, stored and/or transmitted in whole or in part by any manner of electronic, mechanical, photocopying, recording, broadcasting or otherwise now known or herein after developed without the previous express consent by the copyright owner, except for reproduction in daily press and regular printed publications on sale to the public within 60 days of the event related to those data/results and always provided that copyright symbol appears together as follows below.
© DORNA, 2022

Free Practice Nr. 1

Moto2

Lap	Lap Time	T1	T2	T3	T4	Speed	Lap	Lap Time	T1	T2	T3	T4	Speed	
13th	19	Lorenzo DALLA PO Italtrans Racing Team ITA						9	2'09.840	27.040	29.588	39.708	33.504	270.0
		Runs=1	Total laps=14	Full laps=8			10	2'25.635 P	27.681	30.291	42.049	45.614	270.0	
1	3'06.073	28.724	32.028	41.939	34.564		11	8'35.842	29.375	32.838	40.513	33.558		
2	2'13.833	27.879	30.311	41.441	34.202	271.3	12	2'09.282	26.932	29.631	39.523	33.196	268.6	
3	2'10.786	27.533	29.684	39.927	33.642	273.4	13	2'11.817 *	28.455	29.705	39.785	33.872*	271.3	
4	2'10.808 *	27.112	29.512*	40.593*	33.591	273.4	14	2'08.737	26.729	29.447	39.408	33.153	270.6	
5	2'09.965	27.080	29.688	39.731	33.466	273.4	15	2'08.786 *	26.742	29.327	39.316	33.401*	272.0	
6	2'09.631	26.981	29.411	39.900	33.339	276.2								
7	2'09.489	26.987	29.566	39.612	33.324	275.5								
8	2'09.467	26.893	29.469	39.780	33.325	275.5								
9	2'29.038 P	28.802	32.590	42.237	45.409	273.4								
10	11'31.346	26.278	29.859	40.180	33.411									
11	2'09.807 *	26.959	29.416	39.610	33.822*	273.4								
12	2'09.229	27.091	29.273	39.540	33.325	274.8								
13	2'08.592	26.835	29.240	39.496	33.021	276.2								
14	2'08.949 *	26.852	29.170	39.576	33.351*	275.5								
14th	23	Marcel SCHROTTE Liqui Moly Intact GP GER												
		Runs=1	Total laps=15	Full laps=9										
1	3'22.845	27.585	31.004	40.681	34.703									
2	2'11.039	27.671	29.884	39.760	33.724	266.6								
3	2'09.231	27.086	29.319	39.396	33.430	271.3								
4	2'09.070 *	26.925	29.215*	39.525*	33.405	272.0								
5	2'08.755	26.609	29.076	39.547	33.523	273.4								
6	2'10.605	26.877	29.646	40.159	33.923	275.5								
7	2'08.873 *	26.673	29.185*	39.659	33.356	274.1								
8	2'08.699	26.638	29.275	39.488	33.298	271.3								
9	2'16.725 P	26.704	29.161	39.046	41.814	272.0								
10	10'05.038	28.092	29.876	39.877	33.801									
11	2'08.668	26.720	29.327	39.344	33.277	272.7								
12	2'08.901 *	26.748	29.274	39.401	33.478*	272.0								
13	2'08.933	26.802	29.424	39.325	33.382	272.7								
14	2'08.682	26.677	29.284	39.458	33.263	272.7								
15	2'09.128	26.720	29.425	39.507	33.476	272.7								
15th	21	Alonso LOPEZ Beta Tools Speed Up SPA												
		Runs=1	Total laps=8	Full laps=4										
1	2'19.438	25.886	31.000	40.569	33.783									
2	2'09.139	26.982	29.529	39.428	33.200	270.6								
3	2'08.695	26.886	29.420	39.243	33.146	270.0								
	unfinished	26.696				270.0								
4	2'11.196 *	27.832	30.049	40.050	33.265*									
5	2'08.075 *	26.709	29.187	39.085	33.094*	269.3								
6	2'11.215	28.017	29.501	40.650	33.047	270.0								
7	2'11.422 *	26.648	29.080	39.076	36.618*	272.0								
16th	16	Joe ROBERTS Italtrans Racing Team USA												
		Runs=1	Total laps=15	Full laps=9										
1	2'57.959	28.395	32.207	42.022	34.858									
2	2'12.443	27.642	30.367	40.489	33.945	267.3								
3	2'11.380	27.323	30.062	40.190	33.805	267.9								
4	2'15.655 *	27.403	33.452*	40.841*	33.959	268.6								
5	2'11.174	27.257	29.882	40.246	33.789	269.3								
6	2'15.455	31.386	30.111	40.406	33.552	270.0								
7	2'10.561	26.931	29.968	40.074	33.588	268.6								
8	2'09.974	26.890	29.797	39.846	33.441	270.0								
17th	18	Manuel GONZALEZ Yamaha VR46 Master SPA												
		Runs=1	Total laps=16	Full laps=12										
1	2'20.726	27.629	31.005	40.488	33.951									
2	2'09.805	27.135	29.509	39.380	33.781	269.3								
3	2'11.732	28.635	29.468	39.912	33.717	270.6								
4	2'09.852	26.868	29.455	39.804	33.725	270.6								
5	2'11.995	26.840	29.528	41.494	34.133	269.3								
6	2'10.017	26.967	29.827	39.675	33.548	272.0								
7	2'21.669	26.850	29.394	40.788	44.637	272.0								
8	2'09.707	27.000	29.388	39.996	33.323	268.6								
9	2'09.592	26.801	29.405	39.620	33.766	270.0								
10	2'09.255	26.751	29.443	39.557	33.504	270.0								
11	2'23.921 P	31.245	29.436	40.399	42.841	270.0								
12	7'36.498	26.115	29.876	40.298	34.139									
13	2'10.065	26.885	29.301	39.447	34.432	269.3								
14	2'12.763	26.896	31.167	41.186	33.514	266.6								
15	2'08.763	26.780	29.375	39.430	33.178	268.6								
16	2'08.807 *	26.810	29.217	39.490	33.290*	267.3								
18th	42	Marcos RAMIREZ MV Agusta Forward R SPA												
		Runs=2	Total laps=12	Full laps=7										
1	2'52.539 P	27.196	33.329	43.952	46.670									
2	7'43.775	28.720	30.603	41.345	34.300									
3	2'11.186	27.333	29.965	40.087	33.801	269.3								
4	2'10.377	27.100	29.810	39.936	33.531	269.3								
5	2'10.417	27.002	29.955	39.939	33.521	269.3								
6	2'10.802	27.008	29.961	40.177	33.656	270.6								
7	2'29.137 P	28.848	32.533	41.978	45.778	262.7								
8	10'16.657	25.632	31.715	40.413	40.514									
9	2'09.819	27.199	29.565	39.457	33.598	261.5								
10	2'13.329	27.624	31.838	40.258	33.609	269.3								
11	2'08.993	26.711	29.443	39.472	33.367	266.6								
12	2'10.198 *	26.822	29.500	39.906	33.970*	266.0								
19th	28	Niccolò ANTONELLI Mooney VR46 Racing ITA												
		Runs=1	Total laps=15	Full laps=10										
1	2'38.180	27.368	32.228	42.130	34.491									
2	2'12.846	27.447	30.181	40.491	34.727	267.3								
3	2'10.488	27.235	29.698	39.940	33.615	273.4								
4	2'10.169 *	27.054	29.667*	39.943*	33.505	273.4								
5	2'10.486	27.012	29.781	40.295	33.398	274.1								
6	2'09.756	26.917	29.524	39.736	33.579	273.4								
7	2'09.521	26.970	29.468	39.630	33.453	274.1								
8	2'09.631	27.041	29.521	39.605	33.464	272.7								
9	2'09.542	26.875	29.457	39.910	33.300	273.4								
10	2'31.567 P	29.494	34.111	41.141	46.821	263.4								
11	10'47.676	27.305	30.378	40.469	33.744									
12	2'09.863 *	27.379	29.413	39.757	33.314*	272.7								

Fastest Lap: Augusto FERNANDEZ Red Bull KTM Ajo SPA **2'06.816** 26.477 28.857 38.549 32.933

These data/results cannot be reproduced, stored and/or transmitted in whole or in part by any manner of electronic, mechanical, photocopying, recording, broadcasting or otherwise now known or herein after developed without the previous express consent by the copyright owner, except for reproduction in daily press and regular printed publications on sale to the public within 60 days of the event related to those data/results and always provided that copyright symbol appears together as follows below.
© DORNA, 2022

Free Practice Nr. 1

Moto2

Lap	Lap Time	T1	T2	T3	T4	Speed	Lap	Lap Time	T1	T2	T3	T4	Speed
13	2'09.025	26.943	29.418	39.462	33.202	273.4	1	2'48.845	27.197	31.621	42.321	34.218	
14	2'09.310	26.790	29.431	39.540	33.549	273.4	2	2'18.740	27.737	30.109	40.789	40.105	271.3
15	2'09.717	27.363	29.366	39.457	33.531	273.4	3	2'11.553	27.123	29.848	40.498	34.084	269.3
20th 22 Sam LOWES Elf Marc VDS Racing GBR							4	2'11.551 *	27.254	30.025*	40.441*	33.831	269.3
		Runs=1	Total laps=15	Full laps=9			5	2'14.919	27.173	29.929	43.473	34.344	266.6
1	3'18.120	29.368	38.125	41.673	34.474		6	2'09.683	26.883	29.439	39.817	33.544	271.3
2	2'11.295	27.320	29.661	40.249	34.065	270.6	7	3'07.120 P	26.824	1'09.796	44.900	45.600	270.6
3	2'11.053	27.344	29.815	40.154	33.740	270.0	8	15'34.567	31.058	30.893	41.739	34.210	
4	2'10.280 *	27.214	29.567*	40.017*	33.482	270.0	9	2'13.454 *	27.023	29.915	40.589	35.927*	268.6
5	2'09.968	26.825	29.496	40.147	33.500	270.0	10	2'18.082	27.015	29.945	42.352	38.770	269.3
6	2'09.605	26.944	29.394	39.777	33.490	269.3	11	2'12.360	28.369	30.239	40.228	33.524	274.1
7	2'17.476 *	33.554	30.356*	39.913	33.653	269.3	12	2'09.855	26.966	29.595	39.841	33.453	271.3
8	2'09.235	26.964	29.410	39.555	33.306	269.3	24th 6 Cameron BEAUBIE American Racing USA						
9	2'09.267	26.783	29.289	39.622	33.573	270.0			Runs=1	Total laps=15	Full laps=10		
10	2'31.475 P	31.111	31.244	42.597	46.523	261.5	1	3'01.973	28.128	32.715	42.422	35.297	
11	9'45.742	27.637	29.910	40.201	33.662		2	2'13.480	27.756	30.481	41.049	34.194	270.6
12	2'09.559 *	27.006	29.431	39.615	33.507*	268.6	3	2'11.745	27.323	30.162	40.580	33.680	267.9
13	2'09.546	26.890	29.536	39.556	33.564	270.0	4	2'11.407 *	27.301	30.356*	40.285*	33.465	270.6
14	2'10.433	26.787	29.404	40.796	33.446	269.3	5	2'10.834	27.260	29.971	39.932	33.671	272.0
15	2'09.241	26.915	29.427	39.621	33.278	271.3	6	2'10.571	27.016	29.891	40.271	33.393	272.7
21st 64 Bo BENDSNEYDER Pertamina Mandalika NED							7	2'10.014	27.079	29.780	39.789	33.366	272.7
		Runs=1	Total laps=14	Full laps=9			8	2'10.617	27.087	29.921	40.159	33.450	274.1
1	2'21.847	26.329	31.058	41.384	34.333		9	2'10.779	27.194	29.948	40.113	33.524	272.0
2	2'10.110	27.361	29.634	39.777	33.338	268.6	10	2'10.361	26.995	29.839	40.018	33.509	271.3
3	2'09.580	26.943	29.545	39.693	33.399	270.0	11	2'10.168	26.990	29.733	40.018	33.427	270.0
4	2'11.226	26.809	29.569	40.815	34.033	268.6	12	2'25.968 P	28.223	30.493	41.417	45.835	269.3
5	2'09.623	26.777	29.496	39.717	33.633	269.3	13	9'25.805	27.662	30.038	40.352	33.804	
6	2'09.264	26.808	29.612	39.404	33.440	267.3	14	2'10.207	27.052	29.585	40.145	33.425	272.0
7	2'12.969	26.807	29.627	43.027	33.508	269.3	15	2'09.879 *	27.031	29.612	39.846	33.390*	270.6
8	2'09.698	26.894	29.577	39.806	33.421	266.6	25th 61 Alessandro ZACCO Gresini Racing Moto2 ITA						
9	2'09.542	26.838	29.511	39.599	33.594	268.6			Runs=1	Total laps=15	Full laps=10		
10	2'24.125 P	26.877	29.562	42.060	45.626	265.3	1	2'31.953	28.912	32.391	42.240	34.651	
11	11'28.720	25.841	29.876	40.027	33.446		2	2'14.093	28.065	30.731	41.144	34.153	269.3
12	2'09.681 *	26.835	29.508	39.602	33.736*	272.0	3	2'12.565	27.399	30.059	40.722	34.385	270.0
13	2'09.379	26.802	29.473	39.723	33.381	274.1	4	2'12.371 *	27.689	30.539*	40.361*	33.782	268.6
14	2'09.752 *	26.798	29.741	39.724	33.489*	270.0	5	2'11.590	27.505	29.865	40.297	33.923	270.6
22nd 7 Barry BALTUS RW Racing GP BEL							6	2'10.621	27.207	29.784	40.075	33.555	270.0
		Runs=2	Total laps=12	Full laps=7			7	2'10.279	27.146	29.581	39.824	33.728	270.6
1	2'33.346	26.567	31.173	41.378	37.167		8	2'10.150	27.042	29.554	39.849	33.705	271.3
2	2'12.259	27.751	30.246	40.394	33.868	265.3	9	2'24.790 P	27.999	30.145	40.500	46.146	246.0
3	2'13.231	27.365	31.818	40.294	33.754	266.6	10	9'43.493	28.611	31.096	41.038	33.978	
4	2'11.306 *	27.571	30.176*	39.966*	33.593	263.4	11	2'11.272	27.637	29.756	40.258	33.621	264.0
5	2'10.036	26.893	29.894	39.835	33.414	265.3	12	2'10.786	27.054	29.714	39.997	34.021	271.3
6	2'10.671	26.991	29.952	40.117	33.611	266.0	13	2'10.379	27.163	29.530	40.069	33.617	269.3
7	2'10.699	27.091	29.898	40.021	33.689	264.0	14	2'10.142	27.118	29.592	39.913	33.519	270.0
8	2'09.815	27.166	29.670	39.659	33.320	262.7	15	2'10.237 *	27.012	29.609	39.924	33.692*	270.6
9	2'09.593	26.843	29.460	39.934	33.356	263.4	26th 72 Borja GOMEZ Flexbox HP40 SPA						
10	2'22.524 P	28.211	30.415	41.468	42.430	265.3			Runs=1	Total laps=15	Full laps=9		
11	9'39.812	25.878	30.710	40.781	41.226		1	2'46.377	28.324	31.594	42.399	34.591	
unfinished	26.923	29.372	39.304		264.7		2	2'13.607	27.799	30.437	40.842	34.529	267.9
23rd 4 Sean Dylan KELLY American Racing USA							3	2'12.710	27.856	30.205	40.853	33.796	266.6
		Runs=1	Total laps=12	Full laps=7			4	2'12.286 *	27.852	30.023*	40.648*	33.763	269.3
1							5	2'11.858	27.560	29.984	40.549	33.765	270.0

Fastest Lap:	Augusto FERNANDEZ	Red Bull KTM Ajo	SPA	2'06.816	26.477	28.857	38.549	32.933
---------------------	-------------------	------------------	-----	-----------------	--------	--------	--------	--------

These data/results cannot be reproduced, stored and/or transmitted in whole or in part by any manner of electronic, mechanical, photocopying, recording, broadcasting or otherwise now known or herein after developed without the previous express consent by the copyright owner, except for reproduction in daily press and regular printed publications on sale to the public within 60 days of the event related to those data/results and always provided that copyright symbol appears together as follows below.
© DORNA, 2022



Free Practice Nr. 1

Moto2

Lap	Lap Time	T1	T2	T3	T4	Speed	Lap	Lap Time	T1	T2	T3	T4	Speed
6	2'11.368	27.507	29.771	40.495	33.595	269.3	10	2'25.078 P	27.326	30.015	40.043	47.694	267.9
7	2'10.989	27.360	29.805	40.266	33.558	269.3	11	10'24.828	26.247	30.634	40.387	33.830	
8	2'11.295	27.440	29.759	40.308	33.788	270.6	12	2'10.522 *	26.994	29.886	39.842	33.800*	270.0
9	2'11.037	27.436	29.723	40.250	33.628	269.3	13	2'11.372	27.502	29.904	40.215	33.751	270.0
10	2'26.893 P	27.534	30.616	41.187	47.556	270.0	14	2'11.415 *	27.328	29.950	40.252	33.885*	271.3
11	9'32.326	27.159	31.801	41.222	33.555								
12	2'10.303 *	27.140	29.529	39.839	33.795*	269.3							
13	2'10.287	27.098	29.724	39.927	33.538	267.3							
14	2'10.153	27.090	29.715	39.884	33.464	267.9							
15	2'10.585 *	27.103	29.814	40.017	33.651*	269.3							

30th 20 Azroy ANUAR Petronas MIE Racing MAL
Runs=2 Total laps=11 Full laps=5

1	3'55.188 P	29.028	32.568	47.353	51.149	
2	5'47.850 *	31.459	31.278*	41.808*	34.799	
3	2'13.977	28.197	30.477	41.073	34.230	265.3
4	2'12.362	27.641	30.128	40.639	33.954	270.6
5	2'11.908 *	27.347	30.047*	40.743	33.771	269.3
6	2'11.228	27.331	29.921	40.242	33.734	270.0
7	2'25.644 P	27.065	29.846	41.989	46.744	272.0
8	12'56.001	27.735	30.615	40.604	34.064	
9	2'11.376	27.404	30.030	40.288	33.654	267.3
10	2'11.216	27.302	29.865	40.327	33.722	270.0
11	2'13.785 *	27.449	29.932	42.596	33.808*	270.0

27th 81 Keminth KUBO Yamaha VR46 Master THA
Runs=1 Total laps=14 Full laps=9

1	2'24.466	26.942	31.352	42.335	34.265	
2	2'13.601	28.012	30.265	41.443	33.881	269.3
3	2'14.489	27.639	29.806	43.364	33.680	268.6
4	2'11.633 *	27.628	29.853*	40.437*	33.715	271.3
5	2'11.513	27.317	30.098	40.256	33.842	270.0
6	2'16.646	27.553	30.013	43.840	35.240	269.3
7	2'10.496	27.300	29.692	39.962	33.542	272.0
8	2'10.467	27.218	29.508	40.132	33.609	270.6
9	2'10.447	27.225	29.639	39.964	33.619	270.0
10	2'26.520 P	27.874	32.124	41.043	45.479	268.6
11	11'55.328 *	27.006	30.037	40.506	33.779*	
12	2'10.669	27.256	29.661	40.133	33.619	270.0
13	2'10.415	27.233	29.558	40.184	33.440	270.6
14	2'10.519 *	27.087	29.581	40.148	33.703*	272.0

28th 29 Taiga HADA Pertamina Mandalika JPN
Runs=1 Total laps=14 Full laps=9

1	2'38.618	27.405	32.257	42.403	34.527	
2	2'13.018	27.518	30.530	41.240	33.730	274.1
3	2'11.292	27.348	29.920	40.623	33.401	272.7
4	2'11.990 *	27.489	30.048*	40.818*	33.635	272.7
5	2'14.281	27.542	31.339	41.336	34.064	271.3
6	2'12.196	27.467	30.038	40.810	33.881	270.6
7	2'12.064	27.334	30.124	40.754	33.852	272.0
8	2'24.709 P	27.809	30.155	41.108	45.637	270.6
9	12'22.818	27.976	31.416	41.538	33.614	
10	2'11.272	27.238	29.986	40.380	33.668	273.4
11	2'11.291 *	27.353	30.012	40.459	33.467*	267.9
12	2'11.242	27.348	29.978	40.341	33.575	267.3
13	2'12.555	27.689	30.083	41.081	33.702	271.3
14	2'10.472	27.111	29.664	40.230	33.467	270.0

29th 98 David SANCHIS MV Agusta Forward R SPA
Runs=1 Total laps=14 Full laps=7

1	3'10.074	27.557	31.412	42.754	34.665	
2	2'13.688	27.937	30.158	40.926	34.667	269.3
3	2'12.048	27.692	30.374	40.259	33.723	265.3
4	2'13.376 *	27.438	30.345*	41.355*	34.238	267.3
5	2'12.230	27.416	30.319	40.753	33.742	271.3
6	2'11.170	27.401	29.977	40.082	33.710	270.6
7	2'11.447 *	27.356	30.183*	40.074	33.834	271.3
8	2'11.097	27.267	29.929	40.258	33.643	271.3
9	2'10.711	27.205	29.752	40.096	33.658	270.6

Fastest Lap: Augusto FERNANDEZ Red Bull KTM Ajo SPA **2'06.816** 26.477 28.857 38.549 32.933

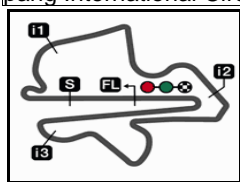
These data/results cannot be reproduced, stored and/or transmitted in whole or in part by any manner of electronic, mechanical, photocopying, recording, broadcasting or otherwise now known or herein after developed without the previous express consent by the copyright owner, except for reproduction in daily press and regular printed publications on sale to the public within 60 days of the event related to those data/results and always provided that copyright symbol appears together as follows below.
© DORNA, 2022

Official MotoGP Timing by TISSOT
www.motogp.com

Sepang, Friday, October 21, 2022

Page 5 of 5





5543 m.

PETRONAS GRAND PRIX OF MALAYSIA

Free Practice Nr. 1

Best Partial Times

Moto2™

IT Ideal Lap Time, sum of the best partial times

BT Best Lap Time

T1		T2		T3		T4		Pos		IT	BT	
Pos	Rider	Time	Rider	Time	Rider	Time	Rider	Time	Pos	Rider	IT	BT
1	A.FERNANDEZ	26.319	A.FERNANDEZ	28.846	A.FERNANDEZ	38.549	P.ACOSTA	32.848	1	A.FERNANDEZ	2'06.647	2'06.816 (1)
2	J.DIXON	26.380	A.OGURA	28.956	A.CANET	38.916	T.ARBOLINO	32.928	2	P.ACOSTA	2'07.406	2'07.644 (2)
3	A.CANET	26.434	A.ARENAS	29.036	T.ARBOLINO	38.958	A.FERNANDEZ	32.933	3	T.ARBOLINO	2'07.556	2'07.867 (3)
4	S.CHANTRA	26.437	P.ACOSTA	29.037	P.ACOSTA	38.979	A.OGURA	32.969	4	A.CANET	2'07.659	2'08.444 (9)
5	T.ARBOLINO	26.510	A.CANET	29.047	M.SCHROTTER	39.046	C.VIETTI	32.978	5	S.CHANTRA	2'07.681	2'08.191 (6)
6	P.ACOSTA	26.542	M.SCHROTTER	29.076	A.LOPEZ	39.076	J.DIXON	32.987	6	A.ARENAS	2'07.691	2'08.116 (5)
7	F.ALDEGUER	26.550	A.LOPEZ	29.080	A.ARENAS	39.079	A.ARENAS	32.998	7	A.OGURA	2'07.708	2'07.938 (4)
8	A.ARENAS	26.578	S.CHANTRA	29.083	S.CHANTRA	39.151	S.CHANTRA	33.010	8	A.LOPEZ	2'07.851	2'08.695 (15)
9	A.OGURA	26.598	T.ARBOLINO	29.160	F.ALDEGUER	39.151	L.DALLA PORTA	33.021	9	J.DIXON	2'07.910	2'08.290 (7)
10	J.ALCOBA	26.602	L.DALLA PORTA	29.170	A.OGURA	39.185	A.LOPEZ	33.047	10	M.SCHROTTE	2'07.994	2'08.668 (14)
11	M.SCHROTTER	26.609	F.ALDEGUER	29.196	J.ALCOBA	39.193	F.SALAC	33.145	11	F.ALDEGUER	2'08.120	2'08.314 (8)
12	A.LOPEZ	26.648	M.GONZALEZ	29.217	B.BALTUS	39.304	J.ROBERTS	33.153	12	C.VIETTI	2'08.218	2'08.453 (10)
13	C.VIETTI	26.678	J.ALCOBA	29.225	J.DIXON	39.305	M.GONZALEZ	33.178	13	J.ALCOBA	2'08.289	2'08.453 (11)
14	M.RAMIREZ	26.711	C.VIETTI	29.236	F.SALAC	39.306	N.ANTONELLI	33.202	14	L.DALLA PORT	2'08.522	2'08.592 (13)
15	J.ROBERTS	26.729	J.DIXON	29.238	J.ROBERTS	39.316	F.ALDEGUER	33.223	15	J.ROBERTS	2'08.525	2'08.737 (16)
16	M.GONZALEZ	26.751	S.LOWES	29.289	C.VIETTI	39.326	A.CANET	33.262	16	M.GONZALEZ	2'08.526	2'08.763 (17)
17	F.SALAC	26.768	J.ROBERTS	29.327	M.GONZALEZ	39.380	M.SCHROTTER	33.263	17	F.SALAC	2'08.589	2'08.589 (12)
18	B.BENDSNEYDE	26.777	N.ANTONELLI	29.366	B.BENDSNEYDE	39.404	J.ALCOBA	33.269	18	N.ANTONELLI	2'08.815	2'09.025 (19)
19	S.LOWES	26.783	F.SALAC	29.370	N.ANTONELLI	39.457	S.LOWES	33.278	19	B.BALTUS	2'08.839	2'09.593 (22)
20	N.ANTONELLI	26.790	B.BALTUS	29.372	M.RAMIREZ	39.457	B.BALTUS	33.320	20	S.LOWES	2'08.905	2'09.235 (20)
21	S.KELLY	26.824	S.KELLY	29.439	L.DALLA PORTA	39.496	B.BENDSNEYDE	33.338	21	M.RAMIREZ	2'08.978	2'08.993 (18)
22	L.DALLA PORTA	26.835	M.RAMIREZ	29.443	S.LOWES	39.555	C.BEAUBIER	33.366	22	B.BENDSNEYDE	2'08.992	2'09.264 (21)
23	B.BALTUS	26.843	B.BENDSNEYDE	29.473	C.BEAUBIER	39.789	M.RAMIREZ	33.367	23	S.KELLY	2'09.533	2'09.683 (23)
24	C.BEAUBIER	26.990	K.KUBO	29.508	S.KELLY	39.817	T.HADA	33.401	24	C.BEAUBIER	2'09.730	2'10.014 (24)

These data/results cannot be reproduced, stored and/or transmitted in whole or in part by any manner of electronic, mechanical, photocopying, recording, broadcasting or otherwise now known or herein after developed without the previous express consent by the copyright owner, except for reproduction in daily press and regular printed publications on sale to the public within 60 days of the event related to those data/results and always provided that copyright symbol appears together as follows below.

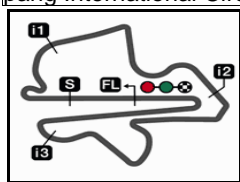
© DORNA, 2022

Official MotoGP Timing by TISSOT

www.motogp.com

moto2™





5543 m.

PETRONAS GRAND PRIX OF MALAYSIA

Free Practice Nr. 1

Best Partial Times

Moto2™

IT Ideal Lap Time, sum of the best partial times

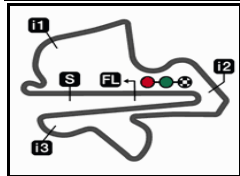
BT Best Lap Time

T1		T2		T3		T4				IT		BT
Pos	Rider	Time	Rider	Time	Rider	Time	Rider	Time	Pos	Rider	IT	BT
25	D.SANCHIS	26.994	B.GOMEZ	29.529	A.ZACCONE	39.824	K.KUBO	33.440	25	A.ZACCONE	2'09.885	2'10.142 (25)
26	A.ZACCONE	27.012	A.ZACCONE	29.530	B.GOMEZ	39.839	S.KELLY	33.453	26	B.GOMEZ	2'09.922	2'10.153 (26)
27	A.ANUAR	27.065	C.BEAUBIER	29.585	D.SANCHIS	39.842	B.GOMEZ	33.464	27	K.KUBO	2'09.997	2'10.415 (27)
28	K.KUBO	27.087	T.HADA	29.664	K.KUBO	39.962	A.ZACCONE	33.519	28	D.SANCHIS	2'10.231	2'10.711 (29)
29	B.GOMEZ	27.090	D.SANCHIS	29.752	T.HADA	40.230	D.SANCHIS	33.643	29	T.HADA	2'10.406	2'10.472 (28)
30	T.HADA	27.111	A.ANUAR	29.846	A.ANUAR	40.242	A.ANUAR	33.654	30	A.ANUAR	2'10.807	2'11.216 (30)

These data/results cannot be reproduced, stored and/or transmitted in whole or in part by any manner of electronic, mechanical, photocopying, recording, broadcasting or otherwise now known or herein after developed without the previous express consent by the copyright owner, except for reproduction in daily press and regular printed publications on sale to the public within 60 days of the event related to those data/results and always provided that copyright symbol appears together as follows below.
© DORNA, 2022

Official MotoGP Timing by TISSOT
www.motogp.com






5543 m.

PETRONAS GRAND PRIX OF MALAYSIA

Free Practice Nr. 1

Fastest Laps Sequence

<i>Practice Time</i>	 <i>Rider</i>	<i>Nation</i>	<i>Motorcycle</i>	<i>Time</i>	<i>Km/h</i>	<i>Rider's Lap</i>
4'28.577	21 Alonso LOPEZ	SPA	BOSCOSCURO	2'09.139	154.5	2
5'25.834	14 Tony ARBOLINO	ITA	KALEX	2'08.875	154.8	2
6'37.272	21 Alonso LOPEZ	SPA	BOSCOSCURO	2'08.695	155.0	3
7'34.447	14 Tony ARBOLINO	ITA	KALEX	2'08.613	155.1	3
11'50.829	14 Tony ARBOLINO	ITA	KALEX	2'08.587	155.1	5
12'06.039	35 Somkiat CHANTRA	THA	KALEX	2'08.191	155.6	5
16'07.606	14 Tony ARBOLINO	ITA	KALEX	2'08.041	155.8	7
16'08.256	37 Augusto FERNANDEZ	SPA	KALEX	2'07.868	156.0	7
18'15.756	37 Augusto FERNANDEZ	SPA	KALEX	2'07.500	156.5	8
22'35.040	37 Augusto FERNANDEZ	SPA	KALEX	2'07.235	156.8	10
37'33.016	37 Augusto FERNANDEZ	SPA	KALEX	2'06.816	157.3	14

These data/results cannot be reproduced, stored and/or transmitted in whole or in part by any manner of electronic, mechanical, photocopying, recording, broadcasting or otherwise now known or herein after developed without the previous express consent by the copyright owner, except for reproduction in daily press and regular printed publications on sale to the public within 60 days of the event related to those data/results and always provided that copyright symbol appears together as follows below.

© DORNA, 2022

Official MotoGP Timing by TISSOT
www.motogp.com

Sepang, Friday, October 21, 2022

