


4554 m.

OR THAILAND GRAND PRIX
Warm Up
Classification

25

	Rider	Nation	Team	Motorcycle	Time	Lap Total	Gap	Top Speed
1	63 Francesco BAGNAIA	ITA	Ducati Lenovo Team	DUCATI	1'30.360	6 13		336.4
2	10 Luca MARINI	ITA	Mooney VR46 Racing Team	DUCATI	1'30.562	13 13	0.202 0.202	334.3
3	5 Johann ZARCO	FRA	Prima Pramac Racing	DUCATI	1'30.585	9 13	0.225 0.023	336.4
4	23 Enea BASTIANINI	ITA	Gresini Racing MotoGP	DUCATI	1'30.736	6 13	0.376 0.151	337.5
5	88 Miguel OLIVEIRA	POR	Red Bull KTM Factory Racing	KTM	1'30.896	8 10	0.536 0.160	328.2
6	20 Fabio QUARTARARO	FRA	Monster Energy Yamaha MotoGP	YAMAHA	1'30.916	6 12	0.556 0.020	330.2
7	89 Jorge MARTIN	SPA	Prima Pramac Racing	DUCATI	1'30.989	10 12	0.629 0.073	333.3
8	12 Maverick VIÑALES	SPA	Aprilia Racing	APRILIA	1'31.012	4 12	0.652 0.023	332.3
9	41 Aleix ESPARGARO	SPA	Aprilia Racing	APRILIA	1'31.017	7 13	0.657 0.005	332.3
10	42 Alex RINS	SPA	Team SUZUKI ECSTAR	SUZUKI	1'31.057	8 13	0.697 0.040	331.2
11	49 Fabio DI GIANNANTONIO	ITA	Gresini Racing MotoGP	DUCATI	1'31.067	7 13	0.707 0.010	333.3
12	72 Marco BEZZECCHI	ITA	Mooney VR46 Racing Team	DUCATI	1'31.082	9 13	0.722 0.015	333.3
13	33 Brad BINDER	RSA	Red Bull KTM Factory Racing	KTM	1'31.104	12 13	0.744 0.022	331.2
14	93 Marc MARQUEZ	SPA	Repsol Honda Team	HONDA	1'31.185	5 9	0.825 0.081	329.2
15	43 Jack MILLER	AUS	Ducati Lenovo Team	DUCATI	1'31.189	5 13	0.829 0.004	334.3
16	21 Franco MORBIDELLI	ITA	Monster Energy Yamaha MotoGP	YAMAHA	1'31.225	8 13	0.865 0.036	328.2
17	73 Alex MARQUEZ	SPA	LCR Honda CASTROL	HONDA	1'31.329	7 13	0.969 0.104	330.2
18	87 Remy GARDNER	AUS	Tech3 KTM Factory Racing	KTM	1'31.370	7 12	1.010 0.041	326.2
19	44 Poi ESPARGARO	SPA	Repsol Honda Team	HONDA	1'31.428	5 12	1.068 0.058	327.2
20	25 Raul FERNANDEZ	SPA	Tech3 KTM Factory Racing	KTM	1'31.561	9 10	1.201 0.133	328.2
21	35 Cal CRUTCHLOW	GBR	WithU Yamaha RNF MotoGP Tea	YAMAHA	1'31.564	10 12	1.204 0.003	327.2
22	9 Danilo PETRUCCI	ITA	Team SUZUKI ECSTAR	SUZUKI	1'32.145	9 12	1.785 0.581	329.2
23	40 Darryn BINDER	RSA	WithU Yamaha RNF MotoGP Tea	YAMAHA	1'32.530	11 11	2.170 0.385	327.2
24	45 Tetsuta NAGASHIMA	JPN	LCR Honda IDEMITSU	HONDA	1'32.603	9 12	2.243 0.073	326.2

Practice condition: Dry

Air: 25°

Humidity: 98%

Ground: 34°

Fastest Lap:	Lap: 6	Francesco BAGNAIA	1'30.360	181.4 Km/h
Best Race Lap:	2019	Marc MARQUEZ	1'30.904	180.3 Km/h
All Time Lap Record:	2022	Marco BEZZECCHI	1'29.671	182.8 Km/h

The results are provisional until the end of the limit for protest and appeals.

Time limit for protest expires 30' after publication of the results - Time:

These data/results cannot be reproduced, stored and/or transmitted in whole or in part by any manner of electronic, mechanical, photocopying, recording, broadcasting or otherwise now known or herein after developed without the previous express consent by the copyright owner, except for reproduction in daily press and regular printed publications on sale to the public within 60 days of the event related to those data/results and always provided that copyright symbol appears together as follows below.

© DORNA, 2022

Official MotoGP Timing by **TISSOT**
www.motogp.com



Buriram, Sunday, October 02, 2022



4554 m.

OR THAILAND GRAND PRIX

Warm Up

Top Speed & Average

26



Rider	Nation	Motorcycle	Top 5 speeds					Average	Top
23 Enea BASTIANINI	ITA	DUCATI	337.5	336.4	335.4	331.2	331.2	333.8	337.5
5 Johann ZARCO	FRA	DUCATI	336.4	335.4	333.3	333.3	332.3	334.1	336.4
63 Francesco BAGNAIA	ITA	DUCATI	336.4	335.4	335.4	335.4	335.4	335.6	336.4
10 Luca MARINI	ITA	DUCATI	334.3	333.3	333.3	332.3	332.3	333.1	334.3
43 Jack MILLER	AUS	DUCATI	334.3	332.3	332.3	332.3	331.2	332.1	334.3
49 Fabio DI GIANNANTONIO	ITA	DUCATI	333.3	332.3	331.2	331.2	331.2	331.7	333.3
72 Marco BEZZECCHI	ITA	DUCATI	333.3	332.3	332.3	331.2	330.2	331.4	333.3
89 Jorge MARTIN	SPA	DUCATI	333.3	333.3	333.3	333.3	332.3	333.0	333.3
12 Maverick VIÑALES	SPA	APRILIA	332.3	330.2	330.2	330.2	330.2	330.6	332.3
41 Aleix ESPARGARO	SPA	APRILIA	332.3	331.2	331.2	330.2	329.2	330.1	332.3
33 Brad BINDER	RSA	KTM	331.2	330.2	330.2	329.2	328.2	329.5	331.2
42 Alex RINS	SPA	SUZUKI	331.2	331.2	331.2	329.2	329.2	330.4	331.2
20 Fabio QUARTARARO	FRA	YAMAHA	330.2	330.2	329.2	328.2	328.2	328.8	330.2
73 Alex MARQUEZ	SPA	HONDA	330.2	330.2	329.2	329.2	328.2	329.2	330.2
9 Danilo PETRUCCI	ITA	SUZUKI	329.2	327.2	326.2	325.3	323.3	325.8	329.2
93 Marc MARQUEZ	SPA	HONDA	329.2	328.2	327.2	327.2	323.3	326.4	329.2
21 Franco MORBIDELLI	ITA	YAMAHA	328.2	328.2	328.2	328.2	328.2	328.2	328.2
25 Raul FERNANDEZ	SPA	KTM	328.2	327.2	326.2	325.3	325.3	326.4	328.2
88 Miguel OLIVEIRA	POR	KTM	328.2	328.2	327.2	326.2	324.3	326.8	328.2
35 Cal CRUTCHLOW	GBR	YAMAHA	327.2	325.3	325.3	324.3	324.3	325.1	327.2
40 Darryn BINDER	RSA	YAMAHA	327.2	326.2	325.3	324.3	324.3	325.5	327.2
44 Pol ESPARGARO	SPA	HONDA	327.2	327.2	327.2	327.2	326.2	326.9	327.2
45 Tetsuta NAGASHIMA	JPN	HONDA	326.2	326.2	326.2	324.3	324.3	325.1	326.2
87 Remy GARDNER	AUS	KTM	326.2	326.2	326.2	326.2	325.3	325.8	326.2

These data/results cannot be reproduced, stored and/or transmitted in whole or in part by any manner of electronic, mechanical, photocopying, recording, broadcasting or otherwise now known or herein after developed without the previous express consent by the copyright owner, except for reproduction in daily press and regular printed publications on sale to the public within 60 days of the event related to those data/results and always provided that copyright symbol appears together as follows below.

© DORNA, 2022

Official MotoGP Timing by TISSOT
www.motogp.com



Buriram, Sunday, October 02, 2022



Results and timing service provided by TISSOT

MotoGP™

SIAM INTERNATIONAL CIRCUIT THAILAND GRAND PRIX

Warm Up

Chronological Analysis of Performances

27

* Lap / Sector time cancelled T1 Time from finish line to 1st intermediate T3 Time from 2nd intermed. to 3rd intermed.
P Crossing the finish line in pit lane T2 Time from 1st intermed. to 2nd intermed. T4 Time from 3rd intermediate to finish line
**Tyre data subject to further updates

Lap	Lap Time	T1	T2	T3	T4	Speed	Lap	Lap Time	T1	T2	T3	T4	Speed	
1st	63	Francesco BAGNAIA		DUCATI	ITA		Run #	1	Front Tyre	Slick-Medium	Rear Tyre	Slick-Soft		
		Ducati Lenovo Team							23 Laps at start		4 Laps at start			
							1	2'03.510	P	15.553	28.364	24.408	37.903	279.7
							Run #	2	Front Tyre	Slick-Medium	Rear Tyre	Slick-Soft		
									7 Laps at start		3 Laps at start			
							2	1'59.856		15.363	27.525	23.887	23.634	286.4
							3	1'32.687		18.606	26.984	23.430	23.667	327.2
							4	1'31.270		18.781	26.229	23.127	23.133	331.2
							5	1'30.780		18.499	26.165	23.027	23.089	332.3
							6	1'30.750		18.512	26.025	23.086	23.127	333.3
							7	1'30.825		18.537	26.129	22.965	23.194	331.2
							8	1'32.663		18.623	26.268	24.352	23.420	329.2
							9	1'30.585		18.523	26.135	22.845	23.082	333.3
							10	1'31.416	*	18.569	26.265	23.287*	23.295*	330.2
							11	1'35.904		20.020	28.644	23.902	23.338	277.6
							12	1'42.878		18.517	30.761	29.945	23.655	336.4
							13	1'31.030		18.568	26.244	22.994	23.224	335.4
4th	23	Enea BASTIANINI		DUCATI	ITA		Run #	1	Front Tyre	Slick-Medium	Rear Tyre	Slick-Medium		
		Gresini Racing MotoGP							8 Laps at start		New Tyre			
							1	2'21.331		16.199	28.215	24.116	24.700	274.1
							2	1'32.034		18.678	26.578	23.322	23.456	315.7
							3	1'32.876		18.638	26.385	24.573	23.280	331.2
							4	1'30.805		18.411	26.190	23.004	23.200	325.3
							5	1'30.879		18.457	26.219	23.007	23.196	318.5
							6	1'30.736		18.454	26.125	22.955	23.202	331.2
							7	1'32.770		18.986	26.734	23.451	23.599	313.9
							8	1'31.470		18.811	26.264	23.017	23.378	331.2
							9	1'31.244		18.512	26.314	23.036	23.382	330.2
							10	1'40.989		18.483	30.599	28.354	23.553	337.5
							11	1'31.208		18.531	26.229	23.054	23.394	336.4
							12	1'31.860		18.526	26.172	23.016	24.146	335.4
							13	1'34.279		21.093	26.609	23.120	23.457	319.5
5th	88	Miguel OLIVEIRA		KTM	POR		Run #	1	Front Tyre	Slick-Medium	Rear Tyre	Slick-Medium		
		Red Bull KTM Factory Racing							9 Laps at start		4 Laps at start			
							1	1'58.569		17.576	29.564	24.904	24.369	243.2
							2	1'51.406	P	19.151	28.113	25.070	39.072	316.7
3rd	5	Johann ZARCO		DUCATI	FRA		Run #	1	Front Tyre	Slick-Medium	Rear Tyre	Slick-Soft		
		Prima Pramac Racing							21 Laps at start		5 Laps at start			
							1	1'39.010		16.176	29.238	24.923	24.414	260.2
							2	1'34.042		19.031	27.479	23.736	23.796	300.0
							3	1'47.169	P	18.726	26.718	23.436	38.289	325.3
							Run #	2	Front Tyre	Slick-Medium	Rear Tyre	Slick-Medium		
									9 Laps at start		New Tyre			
							4	2'00.551		16.603	27.603	23.717	23.517	247.7
							5	1'31.323	*	18.568	26.111*	23.276	23.368	332.3
							6	1'31.001		18.545	26.130	23.109	23.217	332.3
							7	1'30.991		18.629	26.096	22.989	23.277	331.2
							8	1'31.001		18.522	26.098	22.961	23.420	331.2
							9	1'30.821		18.551	26.056	22.992	23.222	333.3
							10	1'54.851		21.946	28.739	39.756	24.410	289.5
							11	1'30.916		18.564	26.208	23.055	23.089	333.3
							12	1'42.179		18.940	31.690	27.981	23.568	286.4
							13	1'30.562		18.478	26.032	22.920	23.132	334.3

Fastest Lap: Francesco BAGNAIA Ducati Lenovo Team ITA **1'30.360** 18.393 25.950 22.907 23.110

These data/results cannot be reproduced, stored and/or transmitted in whole or in part by any manner of electronic, mechanical, photocopying, recording, broadcasting or otherwise now known or herein after developed without the previous express consent by the copyright owner, except for reproduction in daily press and regular printed publications on sale to the public within 60 days of the event related to those data/results and always provided that copyright symbol appears together as follows below.
© DORNA, 2022



Warm Up

MotoGP

Lap	Lap Time	T1	T2	T3	T4	Speed	Lap	Lap Time	T1	T2	T3	T4	Speed
Run # 2	Front Tyre Slick-Medium	Rear Tyre Slick-Medium											
12 Laps at start						6 Laps at start							
3	5'46.321	16.860	28.233	24.064	24.165	264.7	1	2'18.261	15.929	27.722	23.896	23.666	285.7
4	1'32.352	18.821	26.699	23.370	23.462	322.3	2	1'32.761	18.786	26.311	24.308	23.356	329.2
5	1'31.259	18.593	26.312	23.106	23.248	324.3	3	1'31.158	<u>18.555</u>	26.151	23.058	23.394	329.2
6	1'31.254	18.530	26.425	23.027	23.272	326.2	4	<u>1'31.012</u>	18.594	<u>26.051</u>	23.049	<u>23.318</u>	330.2
7	1'32.315 *	18.823*	26.564	23.303	23.625	322.3	5	1'31.115	18.597	26.102	23.057	23.359	330.2
8	<u>1'30.896</u>	<u>18.495</u>	26.217	<u>22.972</u>	<u>23.212</u>	<u>328.2</u>	6	1'31.110	18.566	26.158	<u>22.988</u>	23.398	330.2
9	1'31.035	18.569	<u>26.193</u>	23.016	23.257	328.2	7	1'46.093 P	18.632	26.864	23.268	37.329	328.2
10	1'31.248	18.590	26.313	23.059	23.286	327.2	Run # 2	Front Tyre Slick-Medium	Rear Tyre Slick-Soft				
14 Laps at start						10 Laps at start							

6th 20 Fabio QUARTARARO YAMAHA FRA
Monster Energy Yamaha MotoGP

Run #	1	Front Tyre	Slick-Medium	Rear Tyre	Slick-Soft	Speed
8 Laps at start			5 Laps at start			
1	2'22.063	17.131	32.156	24.552	23.919	268.6
2	1'32.208 *	18.910	26.609*	23.405	23.284	328.2
3	1'31.273	18.654	26.304	23.141	23.174	<u>330.2</u>
4	1'30.985	18.668	26.146	23.031	<u>23.140</u>	328.2
5	1'30.925	18.624	26.158	<u>22.977</u>	23.166	328.2
6	<u>1'30.916</u>	<u>18.569</u>	<u>26.105</u>	23.001	23.241	328.2
7	1'30.980	18.642	26.173	22.990	23.175	328.2
8	1'37.015	21.942	28.494	23.201	23.378	271.3
9	1'31.449 *	18.677	26.384*	23.107	23.281	329.2
10	1'33.039	18.682	27.313	23.697	23.347	330.2
11	1'43.734 P	18.677	26.230	23.087	35.740	328.2

Run #	2	Front Tyre	Slick-Medium	Rear Tyre	Slick-Soft	Speed
19 Laps at start			16 Laps at start			
12	3'14.022	19.349	33.060			243.7

7th 89 Jorge MARTIN DUCATI SPA
Prima Pramac Racing

Run #	1	Front Tyre	Slick-Medium	Rear Tyre	Slick-Soft	Speed
20 Laps at start			4 Laps at start			
1	2'48.884	16.033	28.814	24.329	23.839	308.5
2	1'32.725 *	18.848	26.826*	23.491	23.560	297.5
3	1'31.510	18.686	26.313	23.191	23.320	331.2
4	1'31.211	18.625	26.195	23.113	23.278	<u>333.3</u>
5	1'47.497 P	18.587	28.406	24.219	36.285	333.3

Run #	2	Front Tyre	Slick-Medium	Rear Tyre	Slick-Medium	Speed
8 Laps at start			8 Laps at start			
6	2'00.447	15.966	27.730	24.519	23.551	304.2
7	1'31.360	18.610	26.397	23.135	23.218	328.2
8	1'31.238	18.606	26.211	23.116	23.305	332.3
9	1'31.256	18.607	26.265	<u>23.072</u>	23.312	332.3
10	<u>1'30.989</u>	<u>18.579</u>	<u>26.143</u>	23.082	<u>23.185</u>	333.3
11	1'37.659	21.335	28.750	23.858	23.716	250.5
12	1'31.634	18.714	26.305	23.323	23.292	333.3

8th 12 Maverick VIÑALES APRILIA SPA
Aprilia Racing

Run #	1	Front Tyre	Slick-Medium	Rear Tyre	Slick-Soft	Speed
7 Laps at start			3 Laps at start			

9th 41 Aleix ESPARGARO APRILIA SPA
Aprilia Racing

Run #	1	Front Tyre	Slick-Medium	Rear Tyre	Slick-Soft	Speed
7 Laps at start			3 Laps at start			
1	2'02.485	15.064	27.799	24.037	23.811	293.4
2	1'32.529	18.816	26.489	23.442	23.782	331.2
3	1'31.131	<u>18.628</u>	26.181	23.081	<u>23.241</u>	331.2
4	1'31.179	18.739	26.121	23.027	23.292	329.2
5	1'31.313	18.711	<u>26.118</u>	23.177	23.307	329.2
6	1'31.330	18.730	26.169	23.013	23.418	330.2
7	<u>1'31.017</u>	18.659	26.168	<u>22.913</u>	23.277	329.2
8	1'31.341	18.682	26.182	23.123	23.354	329.2
9	1'49.940	21.030	30.950	25.631	32.329	257.1
10	1'32.362	18.851	26.709	23.465	23.337	327.2
11	1'31.267	18.635	26.184	23.155	23.293	<u>332.3</u>
12	1'35.399	18.696	26.258	23.178	27.267	329.2
13	1'44.446	22.609	28.489	27.879	25.469	238.4

10th 42 Alex RINS SUZUKI SPA
Team SUZUKI ECSTAR

Run #	1	Front Tyre	Slick-Soft	Rear Tyre	Slick-Soft	Speed
New Tyre			4 Laps at start			
1	1'51.435	17.001	30.985	24.782	25.010	272.7
2	1'34.026	19.546	26.895	23.914	23.671	319.5
3	1'46.979 P	18.783	26.352	23.410	38.434	327.2

Run #	2	Front Tyre	Slick-Medium	Rear Tyre	Slick-Soft	Speed
8 Laps at start			4 Laps at start			
4	2'03.760	17.934	29.364	24.456	24.561	300.0
5	1'31.511	18.797	26.257	23.193	23.264	325.3
6	1'32.921	18.600	27.508	23.474	23.339	<u>331.2</u>
7	1'31.352	18.679	26.235	23.105	23.333	328.2
8	<u>1'31.057</u>	18.647	<u>26.078</u>	23.086	23.246	329.2
9	1'31.069	<u>18.565</u>	26.177	<u>23.057</u>	23.270	331.2
10	1'31.197	18.610	26.218	23.167	<u>23.202</u>	331.2
11	1'31.361	18.620	26.351	23.131	23.259	329.2
12	1'31.582	18.704	26.335	23.177	23.366	322.3
13	1'31.774 *	18.688*	26.321	23.248	23.517	322.3

Fastest Lap: Francesco BAGNAIA Ducati Lenovo Team ITA **1'30.360** 18.393 25.950 22.907 23.110

These data/results cannot be reproduced, stored and/or transmitted in whole or in part by any manner of electronic, mechanical, photocopying, recording, broadcasting or otherwise now known or herein after developed without the previous express consent by the copyright owner, except for reproduction in daily press and regular printed publications on sale to the public within 60 days of the event related to those data/results and always provided that copyright symbol appears together as follows below.
© DORNA, 2022



Warm Up

MotoGP

Lap	Lap Time	T1	T2	T3	T4	Speed	Lap	Lap Time	T1	T2	T3	T4	Speed	
11th	49	Fabio DI GIANNANTONI DUCATI ITA Gresini Racing MotoGP						10	1'46.259	23.242			23.658	315.7
							11	1'31.356	18.594	26.325	23.085	23.352	330.2	
							12	1'31.104	18.499	26.258	23.021	23.326	330.2	
							13	1'31.209	18.538	26.183	23.063	23.425	331.2	
Run #	1	Front Tyre	Slick-Soft	Rear Tyre	Slick-Soft									
			New Tyre		4 Laps at start									
1	1'54.007	16.335	28.516	24.483	24.023	255.9								
2	1'47.452	P 18.845	26.481	23.352	38.774	328.2								
12th	72	Marco BEZZECCHI DUCATI ITA Mooney VR46 Racing Team												
Run #	2	Front Tyre	Slick-Medium	Rear Tyre	Slick-Medium									
			8 Laps at start		New Tyre									
3	1'59.496	15.947	27.169	23.772	23.609	302.5								
4	1'31.717	18.655	26.463	23.217	23.382	330.2								
5	1'31.403	18.697	26.263	23.145	23.298	329.2								
6	1'31.117	18.631	26.226	23.005	23.255	331.2								
7	1'31.067	18.599	26.197	23.042	23.229	329.2								
8	1'31.336	18.620	26.230	23.137	23.349	329.2								
9	1'31.342	18.626	26.238	23.101	23.377	331.2								
10	1'31.118	18.558	26.147	23.095	23.318	331.2								
11	1'31.325	18.598	26.170	23.090	23.467	332.3								
12	1'42.375	* 18.629	26.413*	32.422	24.911	333.3								
13	1'31.593	18.625	26.386	23.207	23.375	331.2								
13th	33	Brad BINDER KTM RSA Red Bull KTM Factory Racing												
Run #	1	Front Tyre	Slick-Medium	Rear Tyre	Slick-Medium									
			5 Laps at start		4 Laps at start									
1	2'06.509	16.068	28.482	24.460	24.023	272.0								
2	1'32.266	18.730	26.584	23.396	23.556	326.2								
3	1'31.892	18.590	26.599	23.169	23.534	321.4								
4	1'31.525	18.535	26.412	23.180	23.398	328.2								
5	1'31.428	18.560	26.291	23.286	23.291	326.2								
6	1'31.603	18.644	26.234	23.207	23.518	328.2								
7	1'31.606	18.601	26.328	23.108	23.569	329.2								
8	1'31.369	18.573	26.348	23.061	23.387	327.2								
9	1'43.059	* 19.901	29.650	25.179*	28.329	319.5								
14th	93	Marc MARQUEZ HONDA SPA Repsol Honda Team												
Run #	1	Front Tyre	Slick-Medium	Rear Tyre	Slick-Soft									
			7 Laps at start		7 Laps at start									
1	2'19.938	16.959	29.446	25.103	24.224	273.4								
2	1'32.851	18.893	26.596	23.741	23.621	323.3								
3	1'34.170	* 18.762	26.676*	25.350	23.382	327.2								
4	1'31.283	18.663	26.269	23.055	23.296	323.3								
5	1'31.185	18.676	26.127	23.075	23.307	329.2								
6	1'53.027	P 19.632	28.544	24.221	40.630	287.2								
Run #	2	Front Tyre	Slick-Medium	Rear Tyre	Slick-Medium									
			13 Laps at start		New Tyre									
7	6'45.684	16.803	29.194	24.490	23.963	293.4								
8	1'31.988	* 18.653	26.310*	23.425	23.600	327.2								
9	1'31.377	18.673	26.230	23.198	23.276	328.2								
15th	43	Jack MILLER DUCATI AUS Ducati Lenovo Team												
Run #	1	Front Tyre	Slick-Soft	Rear Tyre	Slick-Soft									
			5 Laps at start		1 Laps at start									
1	2'00.968	16.052	27.733	24.531	24.146	288.7								
2	1'32.737	18.800	26.510	23.900	23.527	330.2								
3	1'32.903	18.687	26.273	23.248	24.695	329.2								
4	1'31.450	* 18.865	26.194	23.101*	23.290	331.2								
5	1'31.189	18.664	26.023	23.065	23.437	334.3								
6	1'47.968	P 18.549	26.155	23.422	39.842	330.2								
Run #	2	Front Tyre	Slick-Medium	Rear Tyre	Slick-Medium									
			18 Laps at start		18 Laps at start									
7	2'18.735	16.133	43.903	26.124	24.595	319.5								
8	1'33.814	18.957	27.038	23.891	23.928	328.2								
9	1'32.740	18.750	26.626	23.633	23.731	332.3								
10	1'32.127	18.750	26.365	23.430	23.582	332.3								
11	1'32.005	18.770	26.354	23.319	23.562	332.3								
12	1'32.352	18.691	26.452	23.382	23.827	331.2								
13	1'31.769	18.662	26.368	23.241	23.498	331.2								
16th	21	Franco MORBIDELLI YAMAHA ITA Monster Energy Yamaha MotoGP												
Run #	1	Front Tyre	Slick-Medium	Rear Tyre	Slick-Soft									
			9 Laps at start		5 Laps at start									
1	1'36.057	16.210	28.372	24.228	23.732	288.0								
2	1'33.070	* 18.801	27.240*	23.562	23.467	326.2								
3	1'31.663	18.710	26.367	23.246	23.340	327.2								
4	1'31.592	* 18.701	26.483*	23.148	23.260	325.3								
5	1'31.252	18.626	26.270	23.066	23.290	328.2								
6	1'31.286	18.673	26.256	23.036	23.321	328.2								
7	1'31.409	18.641	26.265	23.057	23.446	328.2								
8	1'31.225	18.688	26.203	23.079	23.255	327.2								

Fastest Lap: Francesco BAGNAIA Ducati Lenovo Team ITA **1'30.360** 18.393 25.950 22.907 23.110

These data/results cannot be reproduced, stored and/or transmitted in whole or in part by any manner of electronic, mechanical, photocopying, recording, broadcasting or otherwise now known or herein after developed without the previous express consent by the copyright owner, except for reproduction in daily press and regular printed publications on sale to the public within 60 days of the event related to those data/results and always provided that copyright symbol appears together as follows below.
© DORNA, 2022



Warm Up

MotoGP

Lap	Lap Time	T1	T2	T3	T4	Speed	Lap	Lap Time	T1	T2	T3	T4	Speed
9	1'38.833	18.672	26.332	24.569	29.260	327.2	3	1'32.374	18.814	26.626	23.365	23.569	322.3
10	1'31.485	18.739	26.290	23.135	23.321	328.2	4	1'31.522	18.726	26.257	23.253	23.286	326.2
11	1'31.706 *	18.717	26.406*	23.263	23.320	328.2	5	1'31.428	18.708	26.235	23.171	23.314	327.2
12	1'31.516	18.680	26.322	23.228	23.286	327.2	6	1'32.656	18.668	26.420	23.698	23.870	325.3
13	1'48.711	24.839	35.485	24.309	24.078	154.0	7	1'31.512	18.754	26.233	23.066	23.459	327.2

17th **73** **Alex MARQUEZ** HONDA SPA
LCR Honda CASTROL

Run #	1	Front Tyre	Slick-Medium	Rear Tyre	Slick-Soft
			25 Laps at start		12 Laps at start

1	2'10.353	P	16.382	29.917	25.397	40.571	269.3
---	----------	---	--------	--------	--------	--------	-------

Run #	2	Front Tyre	Slick-Medium	Rear Tyre	Slick-Soft
			8 Laps at start		4 Laps at start

2	2'02.440	17.048	28.190	24.424	23.985	257.7
3	1'32.361	18.735	26.710	23.364	23.552	324.3
4	1'31.684	18.626	26.418	23.245	23.395	329.2
5	1'31.563	18.685	26.438	23.054	23.386	324.3
6	1'32.667 *	18.581	26.908*	23.624	23.554	327.2
7	1'31.329	18.602	26.331	23.023	23.373	327.2
8	1'32.956	18.705	27.309	23.420	23.522	330.2
9	1'32.044	18.659	26.663	23.276	23.446	329.2
10	1'31.976	18.679	26.561	23.233	23.503	328.2
11	1'32.111	18.745	26.609	23.280	23.477	330.2
12	1'39.632	18.654	28.811	27.793	24.374	328.2
13	1'32.210	18.730	26.760	23.259	23.461	326.2

18th **87** **Remy GARDNER** KTM AUS
Tech3 KTM Factory Racing

Run #	1	Front Tyre	Wet-Medium	Rear Tyre	Slick-Soft
			New Tyre		5 Laps at start

1	2'24.719	P	16.288	29.009	24.731	39.314	260.8
---	----------	---	--------	--------	--------	--------	-------

Run #	2	Front Tyre	Slick-Medium	Rear Tyre	Slick-Soft
			8 Laps at start		4 Laps at start

2	2'16.520	16.754	28.163	24.419	38.622	282.7
3	1'33.215	19.289	27.065	23.350	23.511	306.8
4	1'52.670	18.862	39.019	28.344	26.445	325.3
5	1'38.176	18.788	26.414	23.287	29.687	323.3
6	1'31.699	18.797	26.327	23.066	23.509	326.2
7	1'31.370	18.630	26.439	22.947	23.354	326.2
8	1'43.137	18.724	26.643	26.745	31.025	326.2
9	1'32.032	18.852	26.558	23.256	23.366	325.3
10	1'31.723	18.822	26.309	23.167	23.425	326.2
11	1'31.989	18.885	26.450	23.181	23.473	325.3
12	1'44.770	18.924	32.518	29.674	23.654	323.3

19th **44** **Poi ESPARGARO** HONDA SPA
Repsol Honda Team

Run #	1	Front Tyre	Wet-Medium	Rear Tyre	Wet-Medium
			New Tyre		New Tyre

1	2'09.462	P	19.785	34.471	28.415	41.583	227.8
---	----------	---	--------	--------	--------	--------	-------

Run #	2	Front Tyre	Slick-Medium	Rear Tyre	Slick-Soft
			7 Laps at start		4 Laps at start

2	2'04.726	16.076	29.012	24.474	23.964	238.9
---	----------	--------	--------	--------	--------	-------

20th **25** **Raul FERNANDEZ** KTM SPA
Tech3 KTM Factory Racing

21st **35** **Cal CRUTCHLOW** YAMAHA GBR
WithU Yamaha RNF MotoGP Team

Run #	1	Front Tyre	Wet-Medium	Rear Tyre	Wet-Medium
			New Tyre		New Tyre

1	5'50.212	P	22.417	35.085	33.291	44.435	206.1
---	----------	---	--------	--------	--------	--------	-------

Run #	2	Front Tyre	Slick-Medium	Rear Tyre	Slick-Soft
			8 Laps at start		4 Laps at start

2	2'02.266	16.522	28.372	24.501	24.056	279.7
3	1'32.611	18.893	26.636	23.420	23.662	324.3
4	1'31.979	18.793	26.401	23.135	23.650	325.3
5	1'31.650	18.802	26.324	22.988	23.536	323.3
6	1'31.903	18.767	26.425	23.069	23.642	324.3
7	1'31.711	18.813	26.308	23.103	23.487	326.2
8	1'36.947	18.824	26.384	23.267	28.472	325.3
9	1'31.561	18.728	26.292	23.070	23.471	328.2
10	1'31.642	18.835	26.226	23.168	23.413	327.2

22nd **9** **Danilo PETRUCCI** SUZUKI ITA
Team SUZUKI ECSTAR

Run #	1	Front Tyre	Slick-Soft	Rear Tyre	Slick-Soft
			14 Laps at start		4 Laps at start

1	2'36.598	16.782	29.086	24.945	24.453	252.3	
2	1'34.047	19.014	27.171	23.838	24.024	314.8	
3	1'48.071	P	18.906	26.679	23.262	39.224	321.4

Run #	2	Front Tyre	Slick-Medium	Rear Tyre	Slick-Medium
			8 Laps at start		14 Laps at start

4	2'19.795 *	16.694	27.899*	24.102	23.862	286.4
5	1'32.091	18.750	26.553	23.288	23.500	324.3
6	1'31.719	18.734	26.349	23.114	23.522	324.3
7	1'31.989	18.768	26.417	23.232	23.572	321.4
8	1'49.646 *	23.484	34.673*			259.6
9	1'31.614	18.744	26.285	23.187	23.398	327.2
10	1'31.564	18.709	26.338	23.106	23.411	325.3
11	1'31.858	18.750	26.443	23.155	23.510	325.3
12	1'31.916	18.764	26.374	23.303	23.475	324.3

Fastest Lap: Francesco BAGNAIA Ducati Lenovo Team ITA **1'30.360** 18.393 25.950 22.907 23.110

These data/results cannot be reproduced, stored and/or transmitted in whole or in part by any manner of electronic, mechanical, photocopying, recording, broadcasting or otherwise now known or herein after developed without the previous express consent by the copyright owner, except for reproduction in daily press and regular printed publications on sale to the public within 60 days of the event related to those data/results and always provided that copyright symbol appears together as follows below.
© DORNA, 2022



Warm Up

MotoGP

Lap	Lap Time	T1	T2	T3	T4	Speed	Lap	Lap Time	T1	T2	T3	T4	Speed
Run #	2	Front Tyre	missing data	Rear Tyre	missing data								
		Laps at start				4 Laps at start							
2	2'08.101	16.858	29.312	24.469	27.020	295.8							
3	1'33.077	19.132	26.771	23.559	23.615	322.3							
4	1'32.332	18.853	26.558	23.431	23.490	323.3							
5	1'32.381	18.928	26.535	23.321	23.597	322.3							
6	1'32.222	18.856	26.552	23.292	23.522	323.3							
7	1'38.197 *	18.947	29.093*	24.774	25.383	295.8							
8	1'43.062 *	19.541	29.556	26.708*	27.257	319.5							
9	1'32.145	18.897	26.566	23.226	23.456	329.2							
10	1'35.291	18.918	26.572	24.527	25.274	327.2							
11	1'32.184	18.862	26.521	23.209	23.592	326.2							
12	1'43.083	19.068	27.656	29.757	26.602	325.3							

23rd 40 **Darryn BINDER** YAMAHA RSA
WithU Yamaha RNF MotoGP Team

Run #	1	Front Tyre	Slick-Medium	Rear Tyre	Slick-Soft	
		8 Laps at start		4 Laps at start		
1	1'54.638	16.882	29.399	25.048	24.472	254.7
2	1'33.852	19.036	27.136	23.912	23.768	316.7
3	1'33.096	18.964	26.958	23.478	23.696	321.4
4	1'32.680	18.807	26.592	23.637	23.644	325.3
5	1'32.559	18.779	26.537	23.483	23.760	324.3
6	1'52.193 P	18.859	29.345	23.835	40.154	322.3

Run #	2	Front Tyre	Slick-Medium	Rear Tyre	Slick-Soft	
		14 Laps at start		10 Laps at start		
7	4'50.504	18.876	28.282	24.123	25.311	288.7
8	1'32.928	18.789	26.919	23.704	23.516	327.2
9	1'36.128	18.949	26.976	26.533	23.670	324.3
10	1'32.760	18.811	26.755	23.553	23.641	323.3
11	1'32.530	18.813	26.648	23.359	23.710	326.2

24th 45 **Tetsuta NAGASHIMA** HONDA JPN
LCR Honda IDEMITSU

Run #	1	Front Tyre	Slick-Soft	Rear Tyre	Slick-Soft	
		New Tyre		4 Laps at start		
1	1'58.836	15.866	28.721	24.965	24.409	285.7
2	1'33.523 *	18.978	26.932	23.660	23.953*	322.3
3	1'51.343 P	19.031	26.651	23.382	42.279	323.3

Run #	2	Front Tyre	Slick-Medium	Rear Tyre	Slick-Medium	
		15 Laps at start		15 Laps at start		
4	2'05.731	18.121	28.721	24.448	24.140	300.0
5	1'33.513	19.036	26.772	23.735	23.970	324.3
6	1'32.869	18.854	26.609	23.556	23.850	324.3
7	1'32.593 *	18.766	26.506*	23.555*	23.766	324.3
8	1'32.678 *	18.868*	26.648	23.378	23.784	323.3
9	1'32.603	18.788	26.493	23.626	23.696	326.2
10	1'32.456 *	18.786	26.536	23.505*	23.629	326.2
11	1'33.674	18.763	26.562			326.2
12	1'40.383	18.911	34.197	23.579	23.696	324.3

Fastest Lap: Francesco BAGNAIA Ducati Lenovo Team ITA **1'30.360** 18.393 25.950 22.907 23.110

These data/results cannot be reproduced, stored and/or transmitted in whole or in part by any manner of electronic, mechanical, photocopying, recording, broadcasting or otherwise now known or herein after developed without the previous express consent by the copyright owner, except for reproduction in daily press and regular printed publications on sale to the public within 60 days of the event related to those data/results and always provided that copyright symbol appears together as follows below.
© DORNA, 2022





4554 m.

OR THAILAND GRAND PRIX
Official Starting Grid

Race : 26 laps = 118.404 km

28



1	1 1'29.671 72 Marco BEZZECCHI Ducati	2	2 1'29.692 89 Jorge MARTIN Ducati	3	3 1'29.775 63 Francesco BAGNAIA Ducati
2	4 1'29.909 20 Fabio QUARTARARO Yamaha	3	5 1'29.963 5 Johann ZARCO Ducati	4	6 1'29.988 23 Enea BASTIANINI Ducati
3	7 1'30.106 43 Jack MILLER Ducati	4	8 1'30.133 93 Marc MARQUEZ Honda	5	9 1'30.214 10 Luca MARINI Ducati
4	10 1'30.337 42 Alex RINS Suzuki	5	11 1'30.485 88 Miguel OLIVEIRA KTM	6	12 1'30.542 33 Brad BINDER KTM
5	13 1'30.202 41 Aleix ESPARGARO Aprilia	6	14 1'30.528 21 Franco MORBIDELLI Yamaha	7	15 1'30.542 35 Cal CRUTCHLOW Yamaha
6	16 1'30.566 25 Raul FERNANDEZ KTM	7	17 1'30.578 12 Maverick VIÑALES Aprilia	8	18 1'30.602 87 Remy GARDNER KTM
7	19 1'30.641 44 Pol ESPARGARO Honda	8	20 1'30.692 73 Alex MARQUEZ Honda	9	21 1'30.794 49 Fabio DI GIANNANTONIO Ducati
8	22 1'31.331 45 Tetsuta NAGASHIMA Honda	9	23 1'31.356 40 Darryn BINDER Yamaha	10	24 1'31.604 9 Danilo PETRUCCI Suzuki

The results are provisional until the end of the limit for protest and appeals and until the ratification of the Event Management Committee.

Time limit for protest expires 60' at the latest after publication of the results - Time:

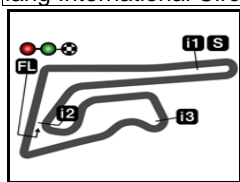
These data/results cannot be reproduced, stored and/or transmitted in whole or in part by any manner of electronic, mechanical, photocopying, recording, broadcasting or otherwise now known or herein after developed without the previous express consent of the copyright owner, except for reproduction in daily press and regular printed publications on sale to the public within 60 days of the event related to those data/results and always provided that copyright symbol appears together as follows below.

© DORNA, 2022

Official MotoGP Timing by **TISSOT**
www.motogp.com



Buriram, Sunday, October 02, 2022



4554 m.

OR THAILAND GRAND PRIX

Warm Up

Best Partial Times

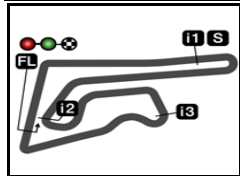
IT Ideal Lap Time, sum of the best partial times

BT Best Lap Time

T1		T2		T3		T4						
Pos	Rider	Time	Rider	Time	Rider	Time	Rider	Time	Pos	Rider	IT	BT
1	F.BAGNAIA	18.393	F.BAGNAIA	25.950	J.ZARCO	22.845	F.BAGNAIA	23.052	1	F.BAGNAIA	1'30.302	1'30.360 (1)
2	E.BASTIANINI	18.411	J.MILLER	26.023	F.BAGNAIA	22.907	J.ZARCO	23.082	2	J.ZARCO	1'30.451	1'30.585 (3)
3	L.MARINI	18.478	J.ZARCO	26.025	A.ESPARGARO	22.913	L.MARINI	23.089	3	L.MARINI	1'30.519	1'30.562 (2)
4	M.OLIVEIRA	18.495	L.MARINI	26.032	L.MARINI	22.920	F.QUARTARARO	23.140	4	E.BASTIANINI	1'30.687	1'30.736 (4)
5	J.ZARCO	18.499	M.VIÑALES	26.051	R.GARDNER	22.947	J.MARTIN	23.185	5	F.QUARTARAR	1'30.791	1'30.916 (6)
6	B.BINDER	18.499	A.RINS	26.078	E.BASTIANINI	22.955	E.BASTIANINI	23.196	6	M.OLIVEIRA	1'30.872	1'30.896 (5)
7	M.BEZZECCHI	18.530	M.BEZZECCHI	26.097	M.OLIVEIRA	22.972	A.RINS	23.202	7	A.ESPARGAR	1'30.900	1'31.017 (9)
8	J.MILLER	18.549	F.QUARTARARO	26.105	F.QUARTARARO	22.977	M.OLIVEIRA	23.212	8	A.RINS	1'30.902	1'31.057 (10)
9	M.VIÑALES	18.555	A.ESPARGARO	26.118	M.VIÑALES	22.988	M.BEZZECCHI	23.227	9	M.BEZZECCHI	1'30.908	1'31.082 (12)
10	F.DI GIANNANTO	18.558	E.BASTIANINI	26.125	R.FERNANDEZ	22.988	F.DI GIANNANTO	23.229	10	M.VIÑALES	1'30.912	1'31.012 (8)
11	A.RINS	18.565	M.MARQUEZ	26.127	F.DI GIANNANTO	23.005	A.ESPARGARO	23.241	11	J.MILLER	1'30.927	1'31.189 (15)
12	F.QUARTARARO	18.569	J.MARTIN	26.143	B.BINDER	23.021	F.MORBIDELLI	23.255	12	F.DI GIANNAN	1'30.939	1'31.067 (11)
13	J.MARTIN	18.579	F.DI GIANNANTO	26.147	A.MARQUEZ	23.023	M.MARQUEZ	23.276	13	J.MARTIN	1'30.979	1'30.989 (7)
14	A.MARQUEZ	18.581	B.BINDER	26.183	F.MORBIDELLI	23.036	P.ESPARGARO	23.286	14	B.BINDER	1'30.994	1'31.104 (13)
15	F.MORBIDELLI	18.626	M.OLIVEIRA	26.193	M.BEZZECCHI	23.054	J.MILLER	23.290	15	M.MARQUEZ	1'31.111	1'31.185 (14)
16	A.ESPARGARO	18.628	F.MORBIDELLI	26.203	M.MARQUEZ	23.055	B.BINDER	23.291	16	F.MORBIDELLI	1'31.120	1'31.225 (16)
17	R.GARDNER	18.630	R.FERNANDEZ	26.226	A.RINS	23.057	M.VIÑALES	23.318	17	R.GARDNER	1'31.240	1'31.370 (18)
18	M.MARQUEZ	18.653	P.ESPARGARO	26.233	J.MILLER	23.065	R.GARDNER	23.354	18	P.ESPARGAR	1'31.253	1'31.428 (19)
19	P.ESPARGARO	18.668	C.CRUTCHLOW	26.285	P.ESPARGARO	23.066	A.MARQUEZ	23.373	19	A.MARQUEZ	1'31.308	1'31.329 (17)
20	C.CRUTCHLOW	18.709	R.GARDNER	26.309	J.MARTIN	23.072	C.CRUTCHLOW	23.398	20	R.FERNANDEZ	1'31.355	1'31.561 (20)
21	R.FERNANDEZ	18.728	A.MARQUEZ	26.331	C.CRUTCHLOW	23.106	R.FERNANDEZ	23.413	21	C.CRUTCHLO	1'31.498	1'31.564 (21)
22	T.NAGASHIMA	18.763	T.NAGASHIMA	26.493	D.PETRUCCI	23.209	D.PETRUCCI	23.456	22	D.PETRUCCI	1'32.039	1'32.145 (22)
23	D.BINDER	18.779	D.PETRUCCI	26.521	D.BINDER	23.359	D.BINDER	23.516	23	D.BINDER	1'32.191	1'32.530 (23)
24	D.PETRUCCI	18.853	D.BINDER	26.537	T.NAGASHIMA	23.378	T.NAGASHIMA	23.629	24	T.NAGASHIMA	1'32.263	1'32.603 (24)

These data/results cannot be reproduced, stored and/or transmitted in whole or in part by any manner of electronic, mechanical, photocopying, recording, broadcasting or otherwise now known or herein after developed without the previous express consent by the copyright owner, except for reproduction in daily press and regular printed publications on sale to the public within 60 days of the event related to those data/results and always provided that copyright symbol appears together as follows below.
© DORNA, 2022





4554 m.

BURIRAM THAILAND GRAND PRIX

Warm Up

Fastest Laps Sequence

<i>Practice Time</i>	 <i>Rider</i>	<i>Nation</i>	<i>Motorcycle</i>	<i>Time</i>	<i>Km/h</i>	<i>Rider's Lap</i>
3'13.052	10 Luca MARINI	ITA	DUCATI	1'34.042	174.3	2
3'21.596	72 Marco BEZZECCHI	ITA	DUCATI	1'33.154	175.9	2
3'33.705	43 Jack MILLER	AUS	DUCATI	1'32.737	176.7	2
3'35.014	41 Aleix ESPARGARO	SPA	APRILIA	1'32.529	177.1	2
3'38.775	33 Brad BINDER	RSA	KTM	1'32.266	177.6	2
3'53.365	23 Enea BASTIANINI	ITA	DUCATI	1'32.034	178.1	2
4'40.790	21 Franco MORBIDELLI	ITA	YAMAHA	1'31.663	178.8	3
5'06.145	41 Aleix ESPARGARO	SPA	APRILIA	1'31.131	179.8	3
6'53.192	12 Maverick VIÑALES	SPA	APRILIA	1'31.012	180.1	4
6'56.529	20 Fabio QUARTARARO	FRA	YAMAHA	1'30.985	180.1	4
6'57.046	23 Enea BASTIANINI	ITA	DUCATI	1'30.805	180.5	4
8'38.103	5 Johann ZARCO	FRA	DUCATI	1'30.780	180.5	5
8'39.678	63 Francesco BAGNAIA	ITA	DUCATI	1'30.674	180.8	5
10'10.038	63 Francesco BAGNAIA	ITA	DUCATI	1'30.360	181.4	6

These data/results cannot be reproduced, stored and/or transmitted in whole or in part by any manner of electronic, mechanical, photocopying, recording, broadcasting or otherwise now known or herein after developed without the previous express consent by the copyright owner, except for reproduction in daily press and regular printed publications on sale to the public within 60 days of the event related to those data/results and always provided that copyright symbol appears together as follows below.

© DORNA, 2022

Official MotoGP Timing by **TISSOT**
www.motogp.com

Buriram, Sunday, October 02, 2022

