

MOTUL GRAND PRIX OF JAPAN

Free Practice Nr. 1

Classification

3

	Rider	Nation	Team	Motorcycle	Time	Lap Total	Gap	Top Speed
1	43 Jack MILLER	AUS	Ducati Lenovo Team	DUCATI	1'44.509	25 28		311.2
2	63 Francesco BAGNAIA	ITA	Ducati Lenovo Team	DUCATI	1'44.537	24 26	0.028 0.028	313.0
3	20 Fabio QUARTARARO	FRA	Monster Energy Yamaha MotoGP	YAMAHA	1'44.558	28 30	0.049 0.021	310.3
4	41 Aleix ESPARGARO	SPA	Aprilia Racing	APRILIA	1'44.577	25 26	0.068 0.019	310.3
5	10 Luca MARINI	ITA	Mooney VR46 Racing Team	DUCATI	1'44.645	26 27	0.136 0.068	312.1
6	93 Marc MARQUEZ	SPA	Repsol Honda Team	HONDA	1'44.656	23 26	0.147 0.011	311.2
7	44 Pol ESPARGARO	SPA	Repsol Honda Team	HONDA	1'44.678	24 26	0.169 0.022	312.1
8	33 Brad BINDER	RSA	Red Bull KTM Factory Racing	KTM	1'44.735	29 30	0.226 0.057	311.2
9	88 Miguel OLIVEIRA	POR	Red Bull KTM Factory Racing	KTM	1'44.743	27 28	0.234 0.008	310.3
10	12 Maverick VIÑALES	SPA	Aprilia Racing	APRILIA	1'44.797	24 25	0.288 0.054	311.2
11	5 Johann ZARCO	FRA	Prima Pramac Racing	DUCATI	1'44.798	24 25	0.289 0.001	313.9
12	30 Takaaki NAKAGAMI	JPN	LCR Honda IDEMITSU	HONDA	1'44.886	26 28	0.377 0.088	306.8
13	42 Alex RINS	SPA	Team SUZUKI ECSTAR	SUZUKI	1'44.913	27 31	0.404 0.027	309.4
14	23 Enea BASTIANINI	ITA	Gresini Racing MotoGP	DUCATI	1'44.978	19 24	0.469 0.065	312.1
15	89 Jorge MARTIN	SPA	Prima Pramac Racing	DUCATI	1'45.009	26 28	0.500 0.031	313.0
16	21 Franco MORBIDELLI	ITA	Monster Energy Yamaha MotoGP	YAMAHA	1'45.065	24 28	0.556 0.056	305.9
17	35 Cal CRUTCHLOW	GBR	WithU Yamaha RNF MotoGP Tea	YAMAHA	1'45.187	23 27	0.678 0.122	307.6
18	40 Darryn BINDER	RSA	WithU Yamaha RNF MotoGP Tea	YAMAHA	1'45.366	27 30	0.857 0.179	306.8
19	72 Marco BEZZECCHI	ITA	Mooney VR46 Racing Team	DUCATI	1'45.426	27 29	0.917 0.060	312.1
20	73 Alex MARQUEZ	SPA	LCR Honda CASTROL	HONDA	1'45.600	29 30	1.091 0.174	308.5
21	25 Raul FERNANDEZ	SPA	Tech3 KTM Factory Racing	KTM	1'45.739	25 27	1.230 0.139	309.4
22	45 Tetsuta NAGASHIMA	JPN	HRC Team	HONDA	1'45.845	22 24	1.336 0.106	304.2
23	87 Remy GARDNER	AUS	Tech3 KTM Factory Racing	KTM	1'45.991	25 27	1.482 0.146	307.6
24	49 Fabio DI GIANNANTONIO	ITA	Gresini Racing MotoGP	DUCATI	1'46.365	17 24	1.856 0.374	311.2
25	85 Takuya TSUDA	JPN	Team SUZUKI ECSTAR	SUZUKI	1'46.718	22 22	2.209 0.353	304.2

Practice condition: Dry

Air: 26°

Humidity: 77%

Ground: 28°

Fastest Lap:	Lap: 25	Jack MILLER	1'44.509	165.3 Km/h
Best Race Lap:	2014	Jorge LORENZO	1'45.350	164.0 Km/h
All Time Lap Record:	2015	Jorge LORENZO	1'43.790	166.5 Km/h

The results are provisional until the end of the limit for protest and appeals.

Time limit for protest expires 30' after publication of the results - Time:

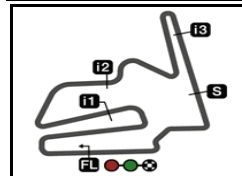
These data/results cannot be reproduced, stored and/or transmitted in whole or in part by any manner of electronic, mechanical, photocopying, recording, broadcasting or otherwise now known or herein after developed without the previous express consent by the copyright owner, except for reproduction in daily press and regular printed publications on sale to the public within 60 days of the event related to those data/results and always provided that copyright symbol appears together as follows below.

© DORNA, 2022

Official MotoGP Timing by TISSOT
www.motogp.com

Motegi, Friday, September 23, 2022





4801 m.

MOTUL GRAND PRIX OF JAPAN

Free Practice Nr. 1

Top Speed & Average

4



Rider	Nation	Motorcycle	Top 5 speeds					Average	Top
5 Johann ZARCO	FRA	DUCATI	313.9	312.1	312.1	311.2	311.2	311.7	313.9
63 Francesco BAGNAIA	ITA	DUCATI	313.0	311.2	311.2	311.2	311.2	311.5	313.0
89 Jorge MARTIN	SPA	DUCATI	313.0	313.0	313.0	312.1	312.1	312.4	313.0
10 Luca MARINI	ITA	DUCATI	312.1	312.1	312.1	312.1	312.1	312.1	312.1
23 Enea BASTIANINI	ITA	DUCATI	312.1	311.2	310.3	310.3	310.3	310.6	312.1
44 PoI ESPARGARO	SPA	HONDA	312.1	309.4	308.5	307.6	307.6	308.3	312.1
72 Marco BEZZECCHI	ITA	DUCATI	312.1	311.2	310.3	310.3	310.3	310.8	312.1
12 Maverick VIÑALES	SPA	APRILIA	311.2	310.3	310.3	310.3	309.4	309.9	311.2
33 Brad BINDER	RSA	KTM	311.2	310.3	309.4	309.4	309.4	309.9	311.2
43 Jack MILLER	AUS	DUCATI	311.2	311.2	311.2	311.2	311.2	311.2	311.2
49 Fabio DI GIANNANTONIO	ITA	DUCATI	311.2	309.4	309.4	307.6	307.6	309.0	311.2
93 Marc MARQUEZ	SPA	HONDA	311.2	310.3	310.3	309.4	309.4	310.1	311.2
20 Fabio QUARTARARO	FRA	YAMAHA	310.3	308.5	308.5	308.5	305.9	307.9	310.3
41 Aleix ESPARGARO	SPA	APRILIA	310.3	310.3	310.3	310.3	309.4	309.9	310.3
88 Miguel OLIVEIRA	POR	KTM	310.3	310.3	309.4	308.5	308.5	309.3	310.3
25 Raul FERNANDEZ	SPA	KTM	309.4	308.5	307.6	307.6	306.8	307.8	309.4
42 Alex RINS	SPA	SUZUKI	309.4	309.4	309.4	309.4	309.4	309.4	309.4
73 Alex MARQUEZ	SPA	HONDA	308.5	307.6	307.6	307.6	307.6	307.8	308.5
35 Cal CRUTCHLOW	GBR	YAMAHA	307.6	305.9	305.9	305.0	305.0	305.5	307.6
87 Remy GARDNER	AUS	KTM	307.6	305.9	305.0	305.0	305.0	305.5	307.6
30 Takaaki NAKAGAMI	JPN	HONDA	306.8	306.8	305.9	305.9	305.9	306.3	306.8
40 Darryn BINDER	RSA	YAMAHA	306.8	306.8	305.9	305.0	305.0	305.6	306.8
21 Franco MORBIDELLI	ITA	YAMAHA	305.9	305.9	305.9	305.0	305.0	305.5	305.9
45 Tetsuta NAGASHIMA	JPN	HONDA	304.2	304.2	304.2	303.3	303.3	303.8	304.2
85 Takuya TSUDA	JPN	SUZUKI	304.2	304.2	304.2	303.3	303.3	303.6	304.2

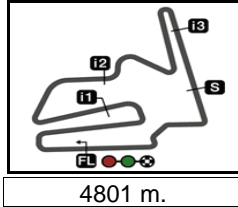
These data/results cannot be reproduced, stored and/or transmitted in whole or in part by any manner of electronic, mechanical, photocopying, recording, broadcasting or otherwise now known or herein after developed without the previous express consent by the copyright owner, except for reproduction in daily press and regular printed publications on sale to the public within 60 days of the event related to those data/results and always provided that copyright symbol appears together as follows below.

© DORNA, 2022

Official MotoGP Timing by TISSOT
www.motogp.com



Motegi, Friday, September 23, 2022



MOTUL GRAND PRIX OF JAPAN
Free Practice Nr. 1
Chronological Analysis of Performances

5

* Lap / Sector time cancelled T1 Time from finish line to 1st intermedate T3 Time from 2nd intermed. to 3rd intermed.
P Crossing the finish line in pit lane T2 Time from 1st intermed. to 2nd intermed. T4 Time from 3rd intermedate to finish line
**Tyre data subject to further updates

Lap	Lap Time	T1	T2	T3	T4	Speed	Lap	Lap Time	T1	T2	T3	T4	Speed	
1st	43	Jack MILLER		DUCATI		AUS	1	2'03.256	P	34.493	23.719	31.417	23.832	280.5
		Ducati Lenovo Team					Run #	2	Front Tyre	Slick-Soft	Rear Tyre	Slick-Medium		
		Runs=3		Total laps=28	Full laps=18			1 Laps at start		1 Laps at start				
Run #	1	Front Tyre	Slick-Medium	Rear Tyre	Slick-Medium		2	1'55.241	32.341	22.541	30.571	29.788	308.5	
		New Tyre		New Tyre			3	1'49.560	28.496	21.526	29.968	29.570	307.6	
1	2'12.797	32.340	21.990	30.416	29.310	308.5	4	1'47.747	27.820	21.208	29.475	29.244	308.5	
2	1'47.787	27.679	21.058	29.649	29.401	309.4	5	1'47.565	27.810	20.728	30.023	29.004	308.5	
3	1'46.813	* 27.723*	20.739	29.707	28.644	311.2	6	1'46.635	27.587	20.649	29.456	28.943	308.5	
4	1'46.291	27.497	20.705	29.473	28.616	311.2	7	1'46.316	27.353	20.671	29.472	28.820	309.4	
5	1'49.415	29.454	20.884	29.600	29.477	303.3	8	1'44.743	P	28.480	21.964	30.605	23.694	297.5
6	1'45.903	27.320	20.544	29.224	28.815	309.4	Run #	3	Front Tyre	Slick-Hard	Rear Tyre	Slick-Soft		
7	1'52.830	29.923	23.371	30.177	29.359	309.4		New Tyre		New Tyre				
8	1'54.461	P	39.437	22.467	30.468	22.089	309.4	9	2'02.766	35.825	22.208	30.389	34.344	265.3
Run #	2	Front Tyre	Slick-Medium	Rear Tyre	Slick-Medium		10	1'51.806	*	28.275*	21.271	30.942	31.318	228.3
		8 Laps at start		8 Laps at start			11	1'50.132	28.107	21.491	31.124	29.410	306.8	
9	1'53.417	32.212	21.680	29.799	29.726	307.6	12	1'47.010	27.824	20.673	29.608	28.905	310.3	
10	1'49.424	27.937	20.815	30.784	29.888	300.8	13	1'46.531	27.442	20.777	29.414	28.898	309.4	
11	1'49.808	27.376	20.687	29.504	32.241	309.4	14	1'45.952	27.413	20.516	29.353	28.670	311.2	
12	1'46.562	27.514	20.806	29.563	28.679	309.4	15	1'50.178	P	32.870	22.521	31.009	23.778	299.1
13	1'46.304	27.469	20.643	29.373	28.819	310.3	Run #	4	Front Tyre	Slick-Hard	Rear Tyre	Slick-Soft		
14	1'46.255	27.399	20.673	29.451	28.732	310.3		7 Laps at start		7 Laps at start				
15	1'46.391	27.359	20.626	29.531	28.875	311.2	16	1'53.968	33.109	21.246	29.962	29.651	305.9	
16	1'45.802	P	31.011	21.091	30.710	22.990	302.5	17	1'46.132	27.406	20.726	29.369	28.631	309.4
Run #	3	Front Tyre	Slick-Medium	Rear Tyre	Slick-Medium		18	1'45.666	27.318	20.635	29.155	28.558	311.2	
		16 Laps at start		16 Laps at start			19	1'50.687	27.173	23.031	31.584	28.899	310.3	
17	1'52.349	32.198	21.361	29.814	28.976	308.5	20	1'45.427	27.204	20.571	29.166	28.486	311.2	
18	1'46.580	27.505	20.916	29.385	28.774	311.2	21	1'44.854	P	28.797	22.446	30.602	23.009	305.0
19	1'46.143	27.377	20.647	29.455	28.664	310.3	Run #	5	Front Tyre	Slick-Hard	Rear Tyre	Slick-Soft		
20	1'46.263	27.312	20.822	29.495	28.634	310.3		New Tyre		New Tyre				
21	1'46.181	27.370	20.695	29.485	28.631	310.3	22	1'53.244	32.794	21.726	29.769	28.955	310.3	
22	1'46.331	P	27.417	24.878	31.465	22.571	309.4	23	1'45.307	27.567	20.406	28.938	28.396	313.0
Run #	4	Front Tyre	Slick-Soft	Rear Tyre	Slick-Soft		24	1'44.537	27.063	20.362	28.783	28.329	311.2	
		New Tyre		New Tyre			25	1'49.996	*	26.915	23.506*	30.250	29.325	306.8
23	1'52.450	32.488	21.205	29.432	29.325	309.4	26	1'49.944	*	27.005	23.788*	30.161*	28.990	311.2
24	1'44.660	27.046	20.475	28.953	28.186	310.3								
25	1'44.509	26.888	20.223	29.252	28.146	309.4	3rd	20	Fabio QUARTARARO		YAMAHA	FRA		
26	1'44.549	26.854	20.358	28.935	28.402	311.2		Monster Energy Yamaha MotoGP						
27	2'02.444	*	30.563	25.498*	34.543	216.4		Runs=3	Total laps=30	Full laps=22				
28	1'45.556	*	27.188	20.633*	29.331	309.4	Run #	1	Front Tyre	Slick-Soft	Rear Tyre	Slick-Medium		
								New Tyre		New Tyre				

2nd	63	Francesco BAGNAIA		DUCATI		ITA
		Ducati Lenovo Team				
		Runs=4		Total laps=26	Full laps=15	
Run #	1	Front Tyre	Slick-Soft	Rear Tyre	Slick-Medium	
		New Tyre		New Tyre		
1	2'53.472	32.537	21.976	30.421	29.829	305.0
2	1'47.128	27.706	20.717	29.596	29.109	305.9
3	1'46.661	27.466	20.657	29.604	28.934	305.0
4	1'46.072	27.253	20.528	29.462	28.829	305.9
5	1'46.151	27.469	20.633	29.343	28.706	304.2

Fastest Lap: Jack MILLER Ducati Lenovo Team AUS **1'44.509** 26.888 20.223 29.252 28.146

These data/results cannot be reproduced, stored and/or transmitted in whole or in part by any manner of electronic, mechanical, photocopying, recording, broadcasting or otherwise now known or herein after developed without the previous express consent by the copyright owner, except for reproduction in daily press and regular printed publications on sale to the public within 60 days of the event related to those data/results and always provided that copyright symbol appears together as follows below.
© DORNA, 2022



Free Practice Nr. 1

MotoGP

Lap	Lap Time	T1	T2	T3	T4	Speed	Lap	Lap Time	T1	T2	T3	T4	Speed
6	1'48.046	27.662	21.672	29.541	29.171	305.0	15	1'45.440	27.114	20.422	29.289	28.615	308.5
7	1'46.844	27.387	20.565	29.286	29.606	305.0	16	1'48.448	29.277	20.701	29.247	29.223	310.3
8	1'46.080	27.434	20.517	29.334	28.795	304.2	17	1'52.843	31.767	21.094	29.352	30.630	308.5
9	1'46.006	27.372	20.616	29.298	28.720	304.2	18	1'45.993	27.430	20.560	29.288	28.715	307.6
10	1'45.807	27.254	20.633	29.253	28.667	304.2	19	1'47.080 P	30.702	22.366	30.279	23.733	301.6
11	1'44.097 P	29.156	21.452	30.650	22.839	303.3	Run # 4 Front Tyre Slick-Hard Rear Tyre Slick-Medium New Tyre New Tyre						
Run # 2 Front Tyre Slick-Medium Rear Tyre Slick-Medium New Tyre 11 Laps at start							20	1'52.669	32.575	21.181	29.722	29.191	308.5
12	1'53.351	31.226	21.306	29.820	30.999	303.3	21	1'45.796	27.241	20.556	29.216	28.783	309.4
13	1'46.765	27.584	20.664	29.581	28.936	305.0	22	1'46.524 P	30.644	21.853	30.534	23.493	291.1
14	1'48.183	27.493	22.183	29.686	28.821	304.2	Run # 5 Front Tyre Slick-Hard Rear Tyre Slick-Soft 3 Laps at start New Tyre						
15	1'46.346	27.427	20.580	29.565	28.774	305.0	23	1'49.566	30.922	20.643	29.169	28.832	309.4
16	1'46.299	27.419	20.616	29.367	28.897	303.3	24	1'46.880 *	27.078	21.324*	29.681	28.797	310.3
17	1'46.221	27.354	20.572	29.446	28.849	304.2	25	1'44.577	26.946	20.281	28.980	28.370	310.3
18	1'49.129	28.519	22.113	29.483	29.014	305.0	26	2'01.878 *	33.066	23.410*	32.242	33.160	276.9
19	1'39.616 P	27.357	20.521	29.415	22.323	305.0	5th 10 Luca MARINI DUCATI ITA Mooney VR46 Racing Team Runs=4 Total laps=27 Full laps=17						
Run # 3 Front Tyre Slick-Hard Rear Tyre Slick-Soft New Tyre New Tyre							Run # 1 Front Tyre Slick-Soft Rear Tyre Slick-Medium New Tyre New Tyre						
20	1'51.789	31.769	21.535	29.659	28.826	304.2	1	2'10.996	33.101	23.846	31.537	31.113	276.9
21	1'45.332	27.203	20.511	29.111	28.507	305.0	2	1'49.786	28.669	21.627	30.050	29.440	301.6
22	1'45.029	27.026	20.424	29.044	28.535	304.2	3	1'48.408	28.234	21.079	29.842	29.253	308.5
23	1'45.065	27.031	20.425	29.071	28.538	305.0	4	1'47.464	27.822	20.884	29.874	28.884	309.4
24	1'45.137	27.026	20.406	29.132	28.573	305.0	5	1'47.222	27.799	20.868	29.708	28.847	310.3
25	1'45.426	27.112	20.351	29.237	28.726	304.2	6	1'41.384 P	27.714	20.981	29.884	22.805	306.8
26	1'45.944 P	29.682	22.223	31.085	22.954	302.5	Run # 2 Front Tyre Slick-Soft Rear Tyre Slick-Medium 6 Laps at start 6 Laps at start						
Run # 4 Front Tyre Slick-Hard Rear Tyre Slick-Soft New Tyre New Tyre							7	1'56.142	33.997	22.022	30.568	29.555	305.9
27	1'50.061	31.111	21.195	29.129	28.626	308.5	8	1'47.527	27.683	21.059	29.657	29.128	307.6
28	1'44.558	26.946	20.322	28.936	28.354	308.5	9	1'47.002	27.568	20.768	29.861	28.805	306.8
29	1'49.190	27.011	23.801	29.811	28.567	308.5	10	1'51.248	27.672	20.961	30.767	31.848	220.4
30	1'49.094 *	26.982	22.589*	30.911	28.612	310.3	11	1'46.742	27.490	20.752	29.587	28.913	310.3
4th 41 Aleix ESPARGARO APRILIA SPA Aprilia Racing Runs=4 Total laps=26 Full laps=15							Run # 3 Front Tyre Slick-Hard Rear Tyre Slick-Medium New Tyre New Tyre						
Run # 1 Front Tyre Slick-Medium Rear Tyre Slick-Medium New Tyre New Tyre							13	1'56.945	33.955	23.213	30.325	29.452	309.4
1	2'34.232	32.744	22.288	30.507	30.438	297.5	14	1'53.523	28.393	24.060	31.230	29.840	299.1
2	1'48.092	27.878	21.425	29.724	29.065	308.5	15	1'46.220	27.549	20.523	29.361	28.787	312.1
3	1'51.620	29.045	20.986	31.897	29.692	300.0	16	1'45.998	27.492	20.495	29.328	28.683	312.1
4	1'49.955	28.755	20.979	30.923	29.298	301.6	17	1'45.929	27.377	20.603	29.216	28.733	312.1
5	1'46.897	27.613	20.753	29.495	29.036	307.6	18	1'41.514 P	27.405	20.657	29.332	24.120	312.1
6	1'42.742 P	27.431	21.483	30.958	22.870	302.5	Run # 4 Front Tyre Slick-Hard Rear Tyre Slick-Soft New Tyre New Tyre						
Run # 2 Front Tyre Slick-Hard Rear Tyre Slick-Medium New Tyre 6 Laps at start							19	1'55.176	33.303	21.716	30.181	29.976	305.0
7	1'53.252	31.988	21.521	30.261	29.482	305.9	20	1'45.694	27.393	20.538	29.208	28.555	308.5
8	1'47.413	27.617	20.855	29.857	29.084	306.8	21	1'45.274	27.160	20.412	29.104	28.598	309.4
9	1'46.725	27.408	20.685	29.683	28.949	307.6	22	1'45.740	27.237	20.421	29.319	28.763	306.8
10	1'46.486	27.449	20.713	29.438	28.886	310.3	23	1'48.994 P	28.793	22.696	32.282	25.223	294.2
11	1'47.217 P	27.462	22.005	33.178	24.572	249.4	Run # 5 Front Tyre Slick-Hard Rear Tyre Slick-Soft 5 Laps at start New Tyre						
Run # 3 Front Tyre Slick-Hard Rear Tyre Slick-Soft 5 Laps at start New Tyre							24	1'50.279	30.681	20.843	29.469	29.286	309.4
12	1'58.364	32.686	23.668	32.234	29.776	303.3	25	1'50.317	31.437	20.577	29.475	28.828	308.5
13	1'46.580	27.476	20.601	29.575	28.928	306.8							
14	1'45.223	27.137	20.346	29.236	28.504	309.4							

Fastest Lap: Jack MILLER Ducati Lenovo Team AUS **1'44.509** 26.888 20.223 29.252 28.146

These data/results cannot be reproduced, stored and/or transmitted in whole or in part by any manner of electronic, mechanical, photocopying, recording, broadcasting or otherwise now known or herein after developed without the previous express consent by the copyright owner, except for reproduction in daily press and regular printed publications on sale to the public within 60 days of the event related to those data/results and always provided that copyright symbol appears together as follows below.
© DORNA, 2022



Free Practice Nr. 1

MotoGP

Lap	Lap Time	T1	T2	T3	T4	Speed	Lap	Lap Time	T1	T2	T3	T4	Speed
26	1'44.645	27.040	20.344	28.871	28.390	312.1	7	1'43.267 P	27.584	20.836	29.522	25.325	299.1
27	1'50.953 *	26.993	23.096*	31.497	29.367	304.2	Run # 2		Front Tyre missing data		Rear Tyre missing data		
									7 Laps at start		7 Laps at start		
6th	93	Marc MARQUEZ			HONDA	SPA	8	1'55.663	33.180	22.205	30.619	29.659	304.2
		Repsol Honda Team					9	1'48.788	28.081	21.577	29.974	29.156	305.9
		Runs=5	Total laps=26	Full laps=12			10	1'47.846	27.760	20.992	29.916	29.178	305.0
Run #	1	Front Tyre	Slick-Soft	Rear Tyre	Slick-Medium		11	1'47.668	27.507	21.088	29.726	29.347	306.8
		New Tyre		New Tyre			12	1'47.216	27.517	20.978	29.695	29.026	306.8
1	2'34.752	36.284	22.116	30.386	30.779	301.6	13	1'49.658 P	31.681	22.799	31.434	23.744	284.2
2	1'46.888	27.558	21.000	29.341	28.989	308.5	Run # 3		Front Tyre missing data		Rear Tyre missing data		
3	1'52.946	28.606	21.519	32.714	30.107	295.8			13 Laps at start		13 Laps at start		
4	1'46.213	27.529	20.686	29.354	28.644	309.4	14	1'56.574	33.550	22.137	31.653	29.234	307.6
5	1'46.339	27.621	20.664	29.304	28.750	310.3	15	1'47.413	27.616	20.937	29.577	29.283	308.5
6	1'46.399 *	27.518*	20.681	29.291	28.909*	311.2	16	1'46.970	27.553	20.792	29.622	29.003	307.6
7	1'44.375 P	29.525	21.590	30.257	23.003	305.9	17	1'45.597 P	27.779	23.086	31.142	23.590	298.3
Run #	2	Front Tyre	Slick-Soft	Rear Tyre	Slick-Medium		Run # 4		Front Tyre missing data		Rear Tyre Slick-Soft		
		7 Laps at start		7 Laps at start					New Tyre		New Tyre		
8	1'58.554	35.389	23.197	30.271	29.697	308.5	18	1'54.538	32.624	22.807	29.964	29.143	307.6
9	1'49.770	29.808	21.297	29.571	29.094	308.5	19	1'45.971	27.356	20.774	29.208	28.633	309.4
10	1'41.268 P	27.493	20.764	29.508	23.503	304.2	20	1'44.361 P	27.336	23.809	30.724	22.492	300.8
Run #	3	Front Tyre	Slick-Soft	Rear Tyre	Slick-Medium		Run # 5		Front Tyre missing data		Rear Tyre Slick-Soft		
		10 Laps at start		10 Laps at start					3 Laps at start		3 Laps at start		
11	1'57.422	36.242	21.504	29.902	29.774	308.5	21	1'51.669	31.677	21.066	29.920	29.006	306.8
12	1'46.822	27.667	20.910	29.397	28.848	308.5	22	1'39.196 P	27.374	20.783	29.211	21.828	307.6
13	1'48.416 *	27.589	20.749	29.405	30.673*	306.8	Run # 6		Front Tyre missing data		Rear Tyre Slick-Soft		
14	1'46.330	27.433	20.883	29.282	28.732	308.5			New Tyre		New Tyre		
15	1'46.092	27.330	20.693	29.274	28.795	306.8	23	1'51.929	31.534	21.420	29.831	29.144	306.8
16	1'45.530 P	30.601	21.887	30.328	22.714	306.8	24	1'44.678	27.098	20.393	28.967	28.220	312.1
Run #	4	Front Tyre	Slick-Hard	Rear Tyre	Slick-Medium		25	1'55.242	30.282	22.026	32.436	30.498	281.2
		New Tyre		New Tyre			26	2'15.784 *	46.830	24.197*	33.001	31.756	288.7
17	1'53.909	33.817	21.372	29.701	29.019	308.5	8th		33		KTM	RSA	
18	1'46.579	27.295	21.272	29.252	28.760	307.6			Red Bull KTM Factory Racing		Runs=3	Total laps=30	Full laps=20
19	1'45.195	27.038	20.600	28.969	28.588	309.4	Run #	1	Front Tyre	Slick-Medium	Rear Tyre	Slick-Medium	
20	1'41.951 P	28.429	21.180	29.900	22.442	307.6			New Tyre		New Tyre		
Run #	5	Front Tyre	Slick-Hard	Rear Tyre	Slick-Soft		1	2'35.385	37.848	22.582	30.586	30.000	289.5
		4 Laps at start		New Tyre			2	1'49.256	28.483	21.547	29.908	29.318	297.5
21	1'51.760	32.302	21.108	29.465	28.885	308.5	3	1'47.941	27.776	20.997	30.091	29.077	307.6
22	1'45.690	27.119	20.610	29.196	28.765	308.5	4	1'51.661	27.884	24.822	29.876	29.079	309.4
23	1'44.656	26.951	20.445	28.883	28.377	310.3	5	1'47.194	27.744	20.865	29.662	28.923	311.2
24	1'42.030 P	28.032	21.010	30.205	22.783	307.6	6	1'50.517	27.742	21.130	31.369	30.276	307.6
Run #	6	Front Tyre	Slick-Soft	Rear Tyre	Slick-Soft		7	1'47.821	27.786	21.048	29.804	29.183	307.6
		New Tyre		New Tyre			8	1'47.277	27.647	20.905	29.640	29.085	307.6
25	1'52.274	31.589	21.334	30.224	29.127	307.6	9	1'50.617 *	27.706	24.462*	29.531	28.918	306.8
26	1'57.990 *	31.426	23.955*	31.564	31.045	304.2	10	1'50.491	27.612	20.766	31.235	30.878	228.3
7th	44	Poi ESPARGARO			HONDA	SPA	11	1'47.061	27.819	20.727	29.705	28.810	310.3
		Repsol Honda Team					12	1'46.993	27.734	20.786	29.635	28.838	308.5
		Runs=5	Total laps=26	Full laps=14			13	1'49.020 P	32.827	21.182	30.287	24.724	303.3
Run #	1	Front Tyre	missing data	Rear Tyre	missing data		Run # 2		Front Tyre Slick-Medium		Rear Tyre Slick-Medium		
		New Tyre		New Tyre					13 Laps at start		13 Laps at start		
1	2'20.206	32.709	21.974	31.016	29.891	291.8	14	1'58.179	35.942	21.904	30.854	29.479	305.9
2	1'48.416	27.965	21.064	29.859	29.528	307.6	15	1'47.982	28.015	21.013	29.942	29.012	307.6
3	1'46.960	27.640	20.860	29.528	28.932	307.6	16	1'47.048	27.718	20.753	29.773	28.804	307.6
4	1'49.572	29.449	21.411	29.694	29.018	305.9	17	1'52.780	29.794	21.797	31.991	29.198	308.5
5	1'49.190	29.526	21.042	29.561	29.061	306.8							
6	1'46.978	27.684	20.826	29.417	29.051	307.6							

Fastest Lap: Jack MILLER Ducati Lenovo Team AUS 1'44.509 26.888 20.223 29.252 28.146

These data/results cannot be reproduced, stored and/or transmitted in whole or in part by any manner of electronic, mechanical, photocopying, recording, broadcasting or otherwise now known or herein after developed without the previous express consent by the copyright owner, except for reproduction in daily press and regular printed publications on sale to the public within 60 days of the event related to those data/results and always provided that copyright symbol appears together as follows below.
© DORNA, 2022

Official MotoGP Timing by TISSOT
www.motogp.com

Motegi, Friday, September 23, 2022

Page 3 of 10



Free Practice Nr. 1

MotoGP

Lap	Lap Time	T1	T2	T3	T4	Speed	Lap	Lap Time	T1	T2	T3	T4	Speed							
18	1'46.903	27.600	20.927	29.624	28.752	308.5	27	1'44.743	26.956	20.406	29.000	28.381	310.3							
19	1'46.588 *	27.655*	20.660	29.557	28.716	308.5	28	1'49.518 *	27.049	22.422*	30.657	29.390	301.6							
20	1'46.759	27.465	20.812	29.656	28.826	307.6							10th 12	Maverick VIÑALES	APRILIA	SPA				
21	1'50.323 P	32.135	24.183	30.589	23.416	307.6							Aprilia Racing							
Run # 3		Front Tyre	Slick-Hard	Rear Tyre	Slick-Soft								Runs=5	Total laps=25	Full laps=12					
		New Tyre		New Tyre																
22	2'04.049	32.733	23.287	36.057	31.972	251.1	Run # 1	Front Tyre	Slick-Medium	Rear Tyre	Slick-Medium									
23	1'52.847	27.668	25.801	30.178	29.200	309.4			New Tyre		New Tyre									
24	1'45.543	27.248	20.584	29.201	28.510	309.4	1	2'40.088	32.246	22.418	30.516	30.209	298.3							
25	1'45.868	27.129	20.673	29.374	28.692	306.8	2	1'47.887	27.868	21.041	29.732	29.246	308.5							
26	1'45.757 P	27.376	25.834	29.478	23.069	307.6	3	1'48.240	27.793	20.932	30.468	29.047	308.5							
Run # 4		Front Tyre	Slick-Hard	Rear Tyre	Slick-Soft								4	1'47.010	27.520	20.690	30.024	28.776	309.4	
		5 Laps at start		New Tyre									5	1'46.749	27.461	20.663	29.804	28.821	308.5	
27	1'55.331	35.166	21.723	29.843	28.599	309.4	6	1'44.968 P	27.536	23.361	30.113	23.958	307.6							
28	1'49.220	27.056	22.484	31.108	28.572	307.6	Run # 2		Front Tyre	Slick-Medium	Rear Tyre	Slick-Medium								
29	1'44.735	26.999	20.330	29.054	28.352	308.5			6 Laps at start		6 Laps at start									
30	1'50.249 *	27.033	22.342*	30.961	29.913	307.6	7	1'53.309	33.375	21.086	29.855	28.993	306.8							
Run # 88		Miguel OLIVEIRA		KTM	POR								8	1'46.530	27.600	20.722	29.486	28.722	308.5	
		Red Bull KTM Factory Racing											9	1'48.742	28.114	21.975	29.749	28.904	308.5	
		Runs=3	Total laps=28	Full laps=16								10	1'39.993 P	27.563	20.864	29.628	21.938	308.5		
Run # 1	Front Tyre	Slick-Medium	Rear Tyre	Slick-Medium								Run # 3		Front Tyre	Slick-Hard	Rear Tyre	Slick-Medium			
		New Tyre		New Tyre											New Tyre		10 Laps at start			
1	2'35.854	35.459	22.736	30.557	30.025	278.3	11	1'58.412	38.157	21.174	30.061	29.020	309.4							
2	1'49.508 *	28.534*	21.151	30.237	29.586	288.0	12	1'47.045	27.599	20.764	29.757	28.925	307.6							
3	1'47.460	27.860	20.889	29.765	28.946	302.5	13	1'43.852 P	28.289	21.230	31.288	23.045	307.6							
4	1'47.581	27.814	20.932	29.758	29.077	305.9	Run # 4		Front Tyre	Slick-Hard	Rear Tyre	Slick-Soft								
5	1'46.293 *	27.546	20.721	29.323*	28.703	306.8			3 Laps at start		New Tyre									
6	1'48.370	28.504	20.996	29.791	29.079	304.2	14	1'52.534	32.199	20.894	29.574	29.867	309.4							
7	1'46.766 *	27.492	20.818	29.633*	28.823	305.9	15	1'45.895	27.464	20.583	29.202	28.646	309.4							
8	1'46.420	27.559	20.686	29.362	28.813	305.9	16	1'45.457	27.253	20.507	29.243	28.454	308.5							
9	1'44.427 P	29.103	21.531	30.469	23.324	303.3	17	1'40.108 P	27.215	20.500	29.283	23.110	311.2							
Run # 2		Front Tyre	Slick-Medium	Rear Tyre	Slick-Medium								Run # 5		Front Tyre	Slick-Hard	Rear Tyre	Slick-Soft		
		9 Laps at start		9 Laps at start											7 Laps at start		4 Laps at start			
10	1'57.857	34.486	21.851	31.756	29.764	299.1	18	1'55.476	35.373	21.168	30.092	28.843	306.8							
11	1'47.463	27.886	20.965	29.741	28.871	306.8	19	1'45.531	27.262	20.556	29.194	28.519	306.8							
12	1'46.610 *	27.591	20.804	29.405*	28.810	306.8	20	1'45.326	27.151	20.477	29.233	28.465	306.8							
13	1'46.376	27.424	20.712	29.425	28.815	306.8	21	1'39.807 P	27.334	20.655	29.289	22.529	307.6							
14	1'46.261	27.411	20.702	29.441	28.707	306.8	Run # 6		Front Tyre	Slick-Hard	Rear Tyre	Slick-Soft								
15	1'46.482	27.395	20.778	29.576	28.733	308.5			New Tyre		New Tyre									
16	1'46.269	27.351	20.793	29.430	28.695	307.6	22	1'48.940	30.620	20.715	29.167	28.438	310.3							
17	1'57.764	32.326	23.130	31.761	30.547	293.4	23	1'46.976 *	27.044	21.635*	29.837	28.460	310.3							
18	1'41.508 P	27.595	20.793	29.947	23.173	306.8	24	1'44.797	27.103	20.343	29.005	28.346	310.3							
Run # 3		Front Tyre	Slick-Hard	Rear Tyre	Slick-Soft								25	1'48.410 *	27.109	22.041*	30.399	28.861	309.4	
		New Tyre		New Tyre									Run # 5		Front Tyre	Slick-Soft	Rear Tyre	Slick-Medium		
19	1'53.917	34.310	21.369	29.589	28.649	307.6			New Tyre		New Tyre									
20	1'45.193	27.190	20.524	29.071	28.408	309.4	Run # 1		Front Tyre	Slick-Soft	Rear Tyre	Slick-Medium								
21	1'45.402	27.124	20.477	29.263	28.538	307.6			New Tyre		New Tyre									
22	1'52.399	29.725	23.805	29.691	29.178	305.9	1	2'11.821	33.127	22.167	30.397	29.813	291.1							
23	1'45.064	27.129	20.503	29.017	28.415	308.5	2	1'48.132	27.907	21.402	29.672	29.151	307.6							
24	1'39.118 P	27.219	20.715	29.112	22.072	306.8	3	1'47.075	27.887	20.771	29.512	28.905	310.3							
Run # 4		Front Tyre	Slick-Hard	Rear Tyre	Slick-Soft								4	1'46.595	27.393	20.726	29.431	29.045	304.2	
		6 Laps at start		New Tyre									5	1'50.238 P	34.912	21.488	30.571	23.267	297.5	
25	1'50.075	31.175	20.962	29.371	28.567	310.3	Run # 11th 5		Johann ZARCO		DUCATI	FRA								
26	1'45.737	26.996	20.484	29.601	28.656	308.5			Prima Pramac Racing											
		Runs=5	Total laps=26	Full laps=15																

Fastest Lap: Jack MILLER Ducati Lenovo Team AUS **1'44.509** 26.888 20.223 29.252 28.146

These data/results cannot be reproduced, stored and/or transmitted in whole or in part by any manner of electronic, mechanical, photocopying, recording, broadcasting or otherwise now known or herein after developed without the previous express consent by the copyright owner, except for reproduction in daily press and regular printed publications on sale to the public within 60 days of the event related to those data/results and always provided that copyright symbol appears together as follows below.
© DORNA, 2022

Official MotoGP Timing by TISSOT
www.motogp.com

Motegi, Friday, September 23, 2022

Page 4 of 10



Free Practice Nr. 1

MotoGP

Lap	Lap Time	T1	T2	T3	T4	Speed	Lap	Lap Time	T1	T2	T3	T4	Speed
Run # 2	Front Tyre	Slick-Hard	Rear Tyre	Slick-Medium									
	New Tyre		5 Laps at start										
6	2'01.663	34.473	22.373	35.132	29.685	303.3							
7	1'49.106	27.823	23.029	29.495	28.759	311.2							
8	1'46.866	27.597	20.778	29.614	28.877	311.2							
9	1'46.658	27.671	20.778	29.404	28.805	309.4							
10	1'46.271	27.451	20.704	29.404	28.712	311.2							
11	1'46.158	27.543	20.662	29.235	28.718	311.2							
12	1'46.077	27.351	20.716	29.327	28.683	308.5							
13	1'49.869 P	31.260*	22.905	32.305	23.399	283.4							
Run # 3	Front Tyre	Slick-Hard	Rear Tyre	Slick-Soft									
	8 Laps at start		New Tyre										
14	1'53.274	32.980	21.572	29.841	28.881	311.2							
15	1'45.309	27.247	20.577	29.022	28.463	312.1							
16	1'49.481 *	27.490	23.196	29.726	29.069*	298.3							
17	1'45.210	27.206	20.518	29.069	28.417	312.1							
18	1'40.823 P	27.792	20.845	29.550	22.636	303.3							
Run # 4	Front Tyre	Slick-Hard	Rear Tyre	Slick-Soft									
	13 Laps at start		5 Laps at start										
19	1'53.077	32.873	21.541	29.752	28.911	309.4							
20	1'46.035	27.465	20.637	29.249	28.684	310.3							
21	1'45.631	27.356	20.576	29.194	28.505	311.2							
22	1'41.680 P	27.685	20.956	29.790	23.249	301.6							
Run # 5	Front Tyre	Slick-Hard	Rear Tyre	Slick-Soft									
	17 Laps at start		New Tyre										
23	1'51.761	31.459	21.113	29.428	29.761	310.3							
24	1'44.798	27.244	20.350	28.844	28.360	310.3							
25	2'03.644	30.221	23.070	41.483	28.870	313.9							
	unfinished	27.208	20.347										
Run # 1	Front Tyre	Slick-Medium	Rear Tyre	Slick-Medium									
	New Tyre		New Tyre										
1	2'41.106	37.719	23.388	32.457	31.273	279.0							
2	1'52.066	28.808	21.716	31.142	30.400	298.3							
3	1'50.833	28.579	21.353	30.953	29.948	301.6							
4	1'49.973	28.732	21.222	30.460	29.559	304.2							
5	1'47.860	27.838	20.927	29.946	29.149	304.2							
6	1'45.647 P	27.544*	21.972	32.347	23.784	293.4							
Run # 2	Front Tyre	Slick-Medium	Rear Tyre	Slick-Medium									
	6 Laps at start		6 Laps at start										
7	1'55.536 *	32.670	22.300	30.782*	29.784	301.6							
8	1'47.579	27.797	20.862	29.841	29.079	305.0							
9	1'46.938	27.528	20.866	29.603	28.941	305.0							
10	1'49.076	27.484	20.696	31.476	29.420	304.2							
11	1'46.709 *	27.451*	20.755	29.552	28.951	305.9							
12	1'50.473 P	28.566	23.157	33.309	25.441	269.3							
Run # 3	Front Tyre	Slick-Medium	Rear Tyre	Slick-Medium									
	12 Laps at start		12 Laps at start										
13	1'57.667	33.852	22.576	31.407	29.832	302.5							
14	1'47.897	27.957	20.985	29.826	29.129	305.0							
15	1'46.556	27.488	20.765	29.474	28.829	304.2							
16	1'46.363	27.431	20.619	29.387	28.926	304.2							
Run # 4	Front Tyre	Slick-Soft	Rear Tyre	Slick-Soft									
	New Tyre		New Tyre										
15	1'52.861	32.608	21.402	29.836	29.015	308.5							
16	1'45.738	27.207	20.590	29.267	28.674	309.4							
17	1'47.017	27.155	20.494	29.346	30.022	308.5							
18	1'45.640 *	27.141	20.613	29.245	28.641*	309.4							
19	1'45.333	27.086	20.552	29.209	28.486	309.4							
20	1'45.707	27.195	20.574	29.261	28.677	309.4							
21	1'45.594	27.084	20.540	29.375	28.595	308.5							
22	1'53.503	29.334	22.818	31.781	29.570	305.9							
23	1'45.399	27.294	20.528	29.129	28.448	309.4							
24	1'45.821 P	29.954	21.610	30.967	23.290	305.9							
Run # 5	Front Tyre	Slick-Soft	Rear Tyre	Slick-Soft									
	New Tyre		New Tyre										
25	1'51.742	32.154	21.283	29.529	28.776	309.4							

13th 42 Alex RINS SUZUKI SPA
Team SUZUKI ECSTAR

Runs=5 Total laps=31 Full laps=17

12th 30 Takaaki NAKAGAMI HONDA JPN
LCR Honda IDEMITSU

Runs=4 Total laps=28 Full laps=16

Fastest Lap: Jack MILLER Ducati Lenovo Team AUS **1'44.509** 26.888 20.223 29.252 28.146

These data/results cannot be reproduced, stored and/or transmitted in whole or in part by any manner of electronic, mechanical, photocopying, recording, broadcasting or otherwise now known or herein after developed without the previous express consent by the copyright owner, except for reproduction in daily press and regular printed publications on sale to the public within 60 days of the event related to those data/results and always provided that copyright symbol appears together as follows below.
© DORNA, 2022

Official MotoGP Timing by TISSOT
www.motogp.com



Free Practice Nr. 1

MotoGP

Lap	Lap Time	T1	T2	T3	T4	Speed	Lap	Lap Time	T1	T2	T3	T4	Speed
26	1'44.961	27.010	20.497	28.938	28.516	309.4	6	1'46.801	27.636	20.741	29.469	28.955	312.1
27	1'44.913	26.985	20.431	28.958	28.539	308.5	7	1'47.059	27.751	20.797	29.416	29.095	312.1
28	1'45.693 P	29.002	21.714	30.644	24.333	303.3	8	1'44.458 P	29.157	21.616	30.760	22.925	306.8

14th 23 Enea BASTIANINI DUCATI ITA
Gresini Racing MotoGP

Run #	6	Front Tyre	Slick-Soft	Rear Tyre	Slick-Soft	4 Laps at start	New Tyre
29	1'52.339	32.297	21.361	29.920	28.761	309.4	
30	1'46.789 *	27.008	21.075*	29.782	28.924	308.5	
31	1'46.744 *	26.967	20.585*	30.249*	28.943	307.6	

Run # 2 Front Tyre Slick-Medium Rear Tyre Slick-Medium
8 Laps at start 8 Laps at start

Run #	3	Front Tyre	Slick-Hard	Rear Tyre	Slick-Soft	New Tyre	New Tyre
14	1'55.944 *	35.015	21.626	30.278*	29.025	310.3	
15	1'46.421	27.684	20.622	29.469	28.646	311.2	
16	1'45.830	27.264	20.610	29.266	28.690	312.1	
17	1'47.638	28.917	20.822	29.228	28.671	313.0	
18	1'46.154	27.422	20.722	29.366	28.644	311.2	
19	1'44.842 P	29.183	21.321	30.239	24.099	308.5	

Run # 4 Front Tyre Slick-Hard Rear Tyre Slick-Soft
6 Laps at start 6 Laps at start

Run #	5	Front Tyre	Slick-Hard	Rear Tyre	Slick-Soft	New Tyre	New Tyre
20	2'07.356	46.707	21.397	29.916	29.336	307.6	
21	1'46.153 *	27.543*	20.663	29.214	28.733	311.2	
22	1'46.024	27.434	20.564	29.279	28.747	310.3	
23	1'46.126	27.371	20.652	29.389	28.714	311.2	
24	1'42.457 P	28.610	21.319	29.852	22.676	308.5	

Run # 5 Front Tyre Slick-Hard Rear Tyre Slick-Soft
New Tyre New Tyre

25	1'50.559	30.821	21.102	29.740	28.896	311.2	
26	1'45.009	27.249	20.426	28.936	28.398	313.0	
27	1'48.734	29.968	20.901	29.059	28.806	312.1	
28	1'56.015 *	30.677	23.324*	31.829	30.185	302.5	

Run # 3 Front Tyre Slick-Hard Rear Tyre Slick-Soft
New Tyre New Tyre

17	1'51.236	31.492	21.204	29.763	28.777	309.4	
18	1'45.450	27.291	20.390	29.244	28.525	309.4	
19	1'44.978	27.106	20.384	29.090	28.398	309.4	
20	1'47.036	28.295	20.611	29.308	28.822	309.4	
21	1'45.511	27.313	20.531	29.157	28.510	308.5	
22	1'45.273	27.313	20.393	29.017	28.550	310.3	
23	1'42.691 P	28.543	21.186	30.089	22.873	306.8	

16th 21 Franco MORBIDELLI YAMAHA ITA
Monster Energy Yamaha MotoGP

Runs=5 Total laps=28 Full laps=14

Run #	1	Front Tyre	Slick-Medium	Rear Tyre	Slick-Medium	New Tyre	New Tyre
1	2'53.847	33.470	22.101	30.453	29.817	292.6	
2	1'47.478	27.777	20.887	29.554	29.260	301.6	
3	5'13.137 P						

Run # 2 Front Tyre Slick-Medium Rear Tyre Slick-Medium
3 Laps at start 3 Laps at start

4	1'56.801	35.893	21.345	30.075	29.488	302.5	
5	1'46.963	27.483	20.703	29.616	29.161	303.3	
6	1'46.556	27.431	20.821	29.344	28.960	302.5	
7	1'46.164	27.305	20.641	29.351	28.867	304.2	
8	1'46.613	27.315	20.904	29.393	29.001	302.5	
9	1'46.726	27.383	20.772	29.478	29.093	303.3	
10	1'53.157 P	31.994	24.367	31.874	24.922	293.4	

Run # 3 Front Tyre Slick-Medium Rear Tyre Slick-Medium
10 Laps at start 10 Laps at start

11	1'54.236	33.042	21.361	30.571	29.262	300.8	
12	1'46.555	27.624	20.808	29.279	28.844	304.2	
13	1'46.520	27.404	20.770	29.332	29.014	303.3	
14	1'46.519	27.503	20.691	29.396	28.929	304.2	

15th 89 Jorge MARTIN DUCATI SPA
Prima Pramac Racing

Runs=4 Total laps=28 Full laps=16

Run #	1	Front Tyre	Slick-Medium	Rear Tyre	Slick-Medium	New Tyre	New Tyre
1	2'18.800	32.550	22.520	30.429	29.943	305.9	
2	1'48.539	28.219	21.327	29.717	29.276	311.2	
3	1'47.301	27.811	20.989	29.521	28.980	312.1	
4	1'49.461	29.763	21.090	29.683	28.925	309.4	
5	1'49.306	29.792	20.914	29.595	29.005	310.3	

Fastest Lap: Jack MILLER Ducati Lenovo Team AUS **1'44.509** 26.888 20.223 29.252 28.146

These data/results cannot be reproduced, stored and/or transmitted in whole or in part by any manner of electronic, mechanical, photocopying, recording, broadcasting or otherwise now known or herein after developed without the previous express consent by the copyright owner, except for reproduction in daily press and regular printed publications on sale to the public within 60 days of the event related to those data/results and always provided that copyright symbol appears together as follows below.
© DORNA, 2022

Official MotoGP Timing by TISSOT
www.motogp.com

Motegi, Friday, September 23, 2022

Page 6 of 10



Free Practice Nr. 1

MotoGP

Lap	Lap Time	T1	T2	T3	T4	Speed	Lap	Lap Time	T1	T2	T3	T4	Speed		
15	1'43.672	P	27.330	20.709	29.304	26.329	303.3	22	1'51.948	31.806	21.198	29.567	29.377	305.0	
<i>Run #</i> 4	<i>Front Tyre</i>	Slick-Hard	<i>Rear Tyre</i>	Slick-Medium				23	1'45.187	27.096	20.522	29.093	28.476	304.2	
		New Tyre		New Tyre				24	1'43.008	P	27.167	20.447	32.156	23.238	299.1
16	1'51.765		31.829	21.299	29.588	29.049	302.5	<i>Run #</i> 6	<i>Front Tyre</i>	Slick-Medium	<i>Rear Tyre</i>	Slick-Soft			
17	1'45.745		27.240	20.620	29.097	28.788	303.3			6 Laps at start		3 Laps at start			
18	1'45.666	*	27.158	20.597	29.148*	28.763	303.3	25	1'49.910	30.460	21.088	29.471	28.891	305.0	
19	1'45.651		27.100	20.614	29.178	28.759	303.3	26	1'53.992	28.661	23.777	31.907	29.647	283.4	
20	1'53.894		27.259	20.664	29.291	36.680	303.3	27	1'58.006	*	27.256	23.953*	31.927	34.870	305.0
21	1'46.980	P	29.153	22.531	31.265	24.031	300.8	18th 40	Darryn BINDER			YAMAHA	RSA		
<i>Run #</i> 5	<i>Front Tyre</i>	Slick-Hard	<i>Rear Tyre</i>	Slick-Soft				WithU Yamaha RNF MotoGP Team			Runs=4	Total laps=31	Full laps=20		
		New Tyre		New Tyre				<i>Run #</i> 1	<i>Front Tyre</i>	Slick-Soft	<i>Rear Tyre</i>	Slick-Medium			
22	1'51.517		32.278	20.875	29.466	28.898	305.9			New Tyre		New Tyre			
23	1'45.304		27.059	20.506	29.090	28.649	305.0	1	2'41.741	34.005	23.559	31.535	30.778	280.5	
24	1'45.065		26.991	20.455	28.940	28.679	305.9	2	1'51.427	28.687	21.710	30.954	30.076	299.1	
25	1'42.894	P	28.915	21.364	29.891	22.724	303.3	3	1'49.903	28.283	21.118	30.709	29.793	302.5	
<i>Run #</i> 6	<i>Front Tyre</i>	Slick-Hard	<i>Rear Tyre</i>	Slick-Soft				4	1'49.605	28.148	21.285	30.654	29.518	302.5	
		4 Laps at start		New Tyre				5	1'48.135	28.032	21.077	29.855	29.171	303.3	
26	1'54.481		33.875	22.598	29.222	28.786	305.9	6	1'51.376	29.784	21.496	30.364	29.732	300.8	
27	1'48.336	*	27.008	21.869*	30.245	29.214	302.5	7	1'47.906	27.882	20.815	29.970	29.239	304.2	
28	1'50.308	*	27.019	23.826*	30.241	29.222	305.0	8	1'47.883	27.832	20.930	29.820	29.301	303.3	
17th 35	Cal CRUTCHLOW			YAMAHA	GBR			9	1'48.190	27.906	20.960	29.997	29.327	303.3	
	WithU Yamaha RNF MotoGP Team							10	1'45.575	P	29.275	21.629	31.050	23.621	298.3
			Runs=5	Total laps=27	Full laps=15			<i>Run #</i> 2	<i>Front Tyre</i>	Slick-Medium	<i>Rear Tyre</i>	Slick-Medium			
<i>Run #</i> 1	<i>Front Tyre</i>	Slick-Soft	<i>Rear Tyre</i>	Slick-Medium						New Tyre		10 Laps at start			
		New Tyre		New Tyre				11	1'59.636	36.546	22.127	30.488	30.475	290.3	
1	2'41.904		36.791	25.205	31.550	30.194	288.7	12	1'54.155	28.328	21.260	31.650	32.917	276.2	
2	1'48.907		28.576	21.264	30.017	29.050	305.0	13	1'51.818	28.143	22.644	31.403	29.628	302.5	
3	1'47.246		27.656	20.812	29.854	28.924	304.2	14	1'48.582	28.277	21.085	30.047	29.173	305.0	
4	1'46.715		27.542	20.705	29.630	28.838	305.9	15	1'52.848	*	31.761*	21.588	29.959	29.540	305.0
5	1'46.966		27.581	20.809	29.597	28.979	307.6	16	1'47.821	28.122	20.897	29.653	29.149	305.0	
6	1'44.182	P	29.281	21.488	30.567	22.846	304.2	17	1'47.929	27.842	21.062	29.811	29.214	306.8	
<i>Run #</i> 2	<i>Front Tyre</i>	Slick-Medium	<i>Rear Tyre</i>	Slick-Medium				18	1'47.571	27.850	20.826	29.837	29.058	305.0	
		New Tyre		6 Laps at start				19	1'47.454	*	27.785	20.712	29.753	29.204*	302.5
7	1'54.738		32.085	22.188	30.940	29.525	302.5	20	1'42.138	P	27.744	20.995	29.806	23.593	304.2
8	1'48.010		27.985	21.347	29.677	29.001	303.3	<i>Run #</i> 3	<i>Front Tyre</i>	Slick-Medium	<i>Rear Tyre</i>	Slick-Soft			
9	1'51.939		27.443	20.696	29.501	34.299	304.2			New Tyre		New Tyre			
10	1'50.825		27.481	23.561	30.392	29.391	304.2	21	1'58.889	34.841	22.730	31.569	29.749	301.6	
11	1'46.522		27.605	20.683	29.408	28.826	303.3	22	1'47.682	27.741	21.081	29.600	29.260	304.2	
12	1'46.624		27.471	20.641	29.634	28.878	304.2	23	2'08.062	44.740	21.996	31.664	29.662	302.5	
13	1'43.606	P	28.960	21.725	30.710	22.211	301.6	24	1'46.918	27.779	20.693	29.559	28.887	302.5	
<i>Run #</i> 3	<i>Front Tyre</i>	Slick-Medium	<i>Rear Tyre</i>	Slick-Medium				25	1'41.333	P	27.864	20.688	29.675	23.106	302.5
		7 Laps at start		13 Laps at start				<i>Run #</i> 4	<i>Front Tyre</i>	Slick-Medium	<i>Rear Tyre</i>	Slick-Soft			
14	1'55.437		32.819	21.930	30.374	30.314	304.2			5 Laps at start		New Tyre			
15	1'47.979		27.798	21.251	29.779	29.151	302.5	26	1'51.934	32.261	21.015	29.468	29.190	306.8	
16	1'46.585		27.545	20.702	29.530	28.808	304.2	27	1'45.366	27.255	20.523	28.995	28.593	305.9	
17	1'46.435		27.464	20.802	29.383	28.786	304.2	28	1'46.007	27.323	20.338	29.405	28.941	304.2	
18	1'42.262	P	27.826	22.353	30.092	21.991	302.5	29	1'50.978	31.822	20.831	29.444	28.881	305.0	
<i>Run #</i> 4	<i>Front Tyre</i>	Slick-Medium	<i>Rear Tyre</i>	Slick-Soft				30	1'53.812	*	27.399*	21.071*	35.232	30.110	257.1
		New Tyre		New Tyre				unfinished		27.326					
19	1'49.493		30.469	21.040	29.260	28.724	305.9								
20	1'45.266		27.149	20.426	29.179	28.512	305.0								
21	1'44.082	P	27.422	24.813	30.121	21.726	305.0								
<i>Run #</i> 5	<i>Front Tyre</i>	Slick-Medium	<i>Rear Tyre</i>	Slick-Soft											
		3 Laps at start		New Tyre											

Fastest Lap: Jack MILLER Ducati Lenovo Team AUS **1'44.509** 26.888 20.223 29.252 28.146

These data/results cannot be reproduced, stored and/or transmitted in whole or in part by any manner of electronic, mechanical, photocopying, recording, broadcasting or otherwise now known or herein after developed without the previous express consent by the copyright owner, except for reproduction in daily press and regular printed publications on sale to the public within 60 days of the event related to those data/results and always provided that copyright symbol appears together as follows below.
© DORNA, 2022

Official MotoGP Timing by TISSOT
www.motogp.com

Motegi, Friday, September 23, 2022

Page 7 of 10



Free Practice Nr. 1

MotoGP

Lap	Lap Time	T1	T2	T3	T4	Speed	Lap	Lap Time	T1	T2	T3	T4	Speed	
19th	72	Marco BEZZECCHI				DUCATI	ITA	6	1'50.719 *	29.388*	21.989	29.981	29.361	305.9
		Mooney VR46 Racing Team						7	1'47.190	27.624	20.959	29.631	28.976	305.0
		Runs=5		Total laps=29		Full laps=17		8	1'46.999	27.604	20.826	29.626	28.943	305.9
Run #	1	Front Tyre	Slick-Soft	Rear Tyre	Slick-Medium									
		New Tyre		New Tyre				9	1'46.926	27.553	20.939	29.551	28.883	305.0
1	2'15.131	33.444	22.604	30.673	30.237	309.4		10	1'44.479 P	28.346	21.964	30.592	23.577	299.1
2	1'48.389	28.310	21.180	29.686	29.213	310.3								
3	1'47.323	27.759	20.876	29.588	29.100	311.2		Run # 2						
4	1'46.979	27.669	20.768	29.678	28.864	312.1								
5	1'51.532	27.850	24.478	30.122	29.082	310.3								
6	1'46.815	27.519	20.780	29.504	29.012	310.3								
7	1'41.126 P	27.780	20.787	29.925	22.634	309.4								
Run #	2	Front Tyre	Slick-Medium	Rear Tyre	Slick-Medium									
		New Tyre		7 Laps at start										
8	1'55.756	34.655	21.559	30.081	29.461	305.0								
9	1'47.299	27.704	20.890	29.564	29.141	305.9								
10	1'47.055	27.702	20.765	29.613	28.975	306.8								
11	1'46.957	27.544	20.666	29.610	29.137	306.8								
12	1'47.134	27.579	20.901	29.676	28.978	307.6								
13	1'49.460	27.675	20.656	29.640	31.489	308.5								
14	2'28.009 P	1'04.392	25.292	34.371	23.954	305.9								
Run #	3	Front Tyre	Slick-Hard	Rear Tyre	Slick-Medium									
		New Tyre		14 Laps at start										
15	1'58.118	37.061	21.508	30.339	29.210	309.4								
16	1'47.237	27.804	20.577	29.794	29.062	304.2								
17	1'47.304 P	27.678	20.946	35.619	23.061	293.4								
Run #	4	Front Tyre	Slick-Hard	Rear Tyre	Slick-Medium									
		3 Laps at start		17 Laps at start										
18	1'52.479	31.939	21.229	30.044	29.267	306.8								
19	1'47.043	27.673	20.857	29.481	29.032	308.5								
20	1'46.472	27.481	20.661	29.536	28.794	308.5								
21	1'40.996 P	27.687	21.138	29.839	22.332	305.0								
Run #	5	Front Tyre	Slick-Hard	Rear Tyre	Slick-Soft									
		New Tyre		New Tyre										
22	1'58.045	37.326	21.611	30.006	29.102	305.9								
23	1'46.276	27.454	20.506	29.483	28.833	305.9								
24	1'45.826	27.349	20.542	29.223	28.712	307.6								
25	1'43.880 P	30.525	21.125	29.857	22.373	304.2								
Run #	6	Front Tyre	Slick-Hard	Rear Tyre	Slick-Soft									
		4 Laps at start		New Tyre										
26	1'53.961	34.327	21.190	29.532	28.912	310.3								
27	1'45.426	27.264	20.571	29.065	28.526	309.4								
28	1'48.820	27.049	23.009	29.950	28.812	307.6								
29	1'47.640 *	27.770	21.329*	29.551	28.990	307.6								
21st	25	Raul FERNANDEZ				KTM	SPA							
		Tech3 KTM Factory Racing												
		Runs=4		Total laps=27		Full laps=16								
Run #	1	Front Tyre	missing data	Rear Tyre	missing data									
		New Tyre		New Tyre										
1	2'24.919	32.852	22.647	31.011	29.952	305.0								
2	1'49.702	28.503	21.468	30.326	29.405	306.8								
3	1'48.705	27.957	21.245	30.236	29.267	305.0								
4	1'48.288	27.758	21.279	30.024	29.227	305.0								
5	1'54.312 P	30.259	23.001	34.311	26.741	296.7								
Run #	2	Front Tyre	missing data	Rear Tyre	Wet-Soft									
		5 Laps at start		New Tyre										
6	1'53.276	32.129	21.439	30.300	29.408	304.2								
7	1'48.066	27.802	20.985	29.800	29.479	303.3								
8	1'46.950	27.575	20.738	29.660	28.977	304.2								
9	1'47.176	27.578	20.839	29.714	29.045	305.0								
10	1'47.072	27.649	20.854	29.545	29.024	305.0								
11	1'46.771	27.472	20.742	29.578	28.979	305.9								
12	1'44.389 P	27.976	20.945	31.324	24.144	297.5								
20th	73	Alex MARQUEZ				HONDA	SPA							
		LCR Honda CASTROL												
		Runs=4		Total laps=30		Full laps=18								
Run #	1	Front Tyre	Slick-Soft	Rear Tyre	Slick-Medium									
		New Tyre		New Tyre										
1	2'09.808	32.972	22.817	31.127	31.340	288.7								
2	1'48.805	28.166	21.160	29.926	29.553	304.2								
3	1'47.813	27.623	21.055	29.933	29.202	304.2								
4	1'47.987	27.498	20.986	30.013	29.490	304.2								
5	1'47.252	27.635	20.998	29.542	29.077	305.0								

Fastest Lap: Jack MILLER Ducati Lenovo Team AUS **1'44.509** 26.888 20.223 29.252 28.146

These data/results cannot be reproduced, stored and/or transmitted in whole or in part by any manner of electronic, mechanical, photocopying, recording, broadcasting or otherwise now known or herein after developed without the previous express consent by the copyright owner, except for reproduction in daily press and regular printed publications on sale to the public within 60 days of the event related to those data/results and always provided that copyright symbol appears together as follows below.
© DORNA, 2022

Official MotoGP Timing by TISSOT
www.motogp.com

Motegi, Friday, September 23, 2022

Page 8 of 10



Free Practice Nr. 1

MotoGP

Lap	Lap Time	T1	T2	T3	T4	Speed	Lap	Lap Time	T1	T2	T3	T4	Speed	
Run # 3	Front Tyre missing data	Rear Tyre	Wet-Soft											
	New Tyre	7 Laps at start												
13	1'58.187	36.852	21.612	30.357	29.366	304.2	21	1'47.448	27.476	20.695	30.198	29.079	300.8	
14	1'47.667	27.720	20.836	29.954	29.157	305.0	22	1'45.845	27.305	20.520	29.388	28.632	303.3	
15	1'47.543 *	27.642	20.862	29.635	29.404*	305.0	23	1'54.139 *	27.684	22.282*	32.785	31.388	226.8	
16	1'47.255	27.698	20.787	29.644	29.126	305.0	24	1'46.033 *	27.431	20.579*	29.415	28.608	304.2	
17	1'46.991	27.621	20.729	29.630	29.011	304.2	23rd 87 Remy GARDNER						KTM	AUS
18	1'47.365	27.594	21.044	29.627	29.100	306.8	Tech3 KTM Factory Racing						Runs=4 Total laps=27 Full laps=15	
19	1'42.724 P	27.529	20.836	29.826	24.533	302.5	Run # 1	Front Tyre Slick-Medium	Rear Tyre Slick-Hard					
Run # 4	Front Tyre missing data	Rear Tyre missing data												
	New Tyre	New Tyre												
20	1'56.150	33.064	23.329	30.701	29.056	304.2	1	2'10.042	35.131	23.647	31.985	31.965	252.9	
21	1'49.718	27.411	20.736	29.495	32.076	197.4	2	1'50.453	28.518	21.575	30.525	29.835	291.1	
22	1'46.007	27.358	20.662	29.315	28.672	307.6	3	1'49.661	28.409	21.344	30.288	29.620	296.7	
23	1'42.053 P	27.296	20.788	30.168	23.801	296.7	4	1'48.689	27.938	21.024	30.259	29.468	305.0	
Run # 5	Front Tyre missing data	Rear Tyre missing data												
	4 Laps at start		New Tyre											
24	1'58.277	33.206	22.218	30.907	31.946	307.6	5	1'48.536	27.922	21.350	30.054	29.210	305.0	
25	1'45.739	27.341	20.621	29.195	28.582	309.4	6	1'48.480	28.005	21.157	29.989	29.329	303.3	
26	1'49.148	27.101	20.441	29.370	32.236	308.5	7	1'48.386 P	28.858	21.218	31.066	27.244	226.8	
27	1'59.786 *	33.671	23.482*	31.643	30.990	298.3	Run # 2	Front Tyre Slick-Hard	Rear Tyre Slick-Medium					
22nd 45 Tetsuta NAGASHIMA							HONDA	JPN						
HRC Team							Runs=4 Total laps=24 Full laps=10							
Run # 1	Front Tyre Slick-Medium	Rear Tyre Slick-Medium												
	New Tyre		New Tyre											
1	2'20.936	33.183	22.603	31.712	30.185	288.7	8	2'02.256	35.772	23.237	33.200	30.047	299.1	
2	1'58.346	29.070	21.169	30.281	37.826	300.8	9	1'49.237	28.188	21.298	30.191	29.560	295.0	
3	1'50.394	29.232	21.434	30.183	29.545	301.6	10	1'47.726	27.832	20.959	29.751	29.184	304.2	
4	1'47.965	27.879	20.961	29.972	29.153	300.8	11	1'53.636	27.894	21.161	32.506	32.075	258.3	
5	1'48.179 *	27.900*	20.832	30.205	29.242	301.6	12	1'47.983 *	27.787*	21.134	29.764	29.298	305.0	
6	1'47.658	27.730	20.890	29.910	29.128	301.6	13	1'47.258	27.642	20.893	29.694	29.029	304.2	
7	1'46.275 P	27.903	23.718	30.274	24.380	301.6	14	1'47.076	27.632	20.851	29.569	29.024	304.2	
Run # 2	Front Tyre Slick-Medium	Rear Tyre Slick-Medium												
	7 Laps at start		7 Laps at start											
8	1'52.850	32.263	21.378	30.037	29.172	300.0	15	1'50.383 P	30.185	23.470	31.245	25.483	273.4	
9	1'47.235	27.717	20.812	29.652	29.054	300.8	Run # 3	Front Tyre Slick-Hard	Rear Tyre Slick-Medium					
10	1'46.943 *	27.546	20.739	29.749*	28.909	301.6		8 Laps at start		8 Laps at start				
11	1'47.094 *	27.603	20.740	29.755*	28.996	300.8	16	1'55.656	32.068	22.104	30.756	30.728	257.7	
12	1'43.784 P	27.683	20.898	30.259	24.944	296.7	17	1'58.752	27.913	21.045	29.663	40.131	304.2	
Run # 3	Front Tyre Slick-Medium	Rear Tyre Slick-Medium												
	12 Laps at start		12 Laps at start											
13	1'55.141	33.019	21.802	31.049	29.271	300.8	18	1'47.694	27.676	20.899	29.956	29.163	304.2	
14	2'58.996 P	27.767	20.906	29.804	1'40.519	301.6	19	1'47.866 P	27.826	24.253	30.928	24.859	292.6	
Run # 4	Front Tyre Slick-Medium	Rear Tyre Slick-Soft												
	New Tyre		New Tyre											
15	1'51.331	31.465	21.227	29.738	28.901	304.2	Run # 4	Front Tyre Slick-Hard	Rear Tyre Slick-Soft					
16	1'46.604	27.567	20.610	29.567	28.860	303.3		New Tyre		New Tyre				
17	1'46.572	27.413	20.722	29.656	28.781	302.5	20	1'55.843	34.128	21.843	30.572	29.300	296.7	
18	1'46.451	27.470	20.614	29.489	28.878	304.2	21	1'46.545	27.549	20.763	29.517	28.716	305.0	
19	1'46.631 P	28.810	22.592	30.511	24.718	300.8	22	1'46.208	27.249	20.726	29.368	28.865	304.2	
Run # 5	Front Tyre Slick-Medium	Rear Tyre Slick-Soft												
	5 Laps at start		New Tyre											
20	1'54.384	34.663	21.189	29.709	28.823	303.3	23	1'44.842 P	28.264	21.595	31.273	23.710	298.3	
24th 49 Fabio DI GIANNANTONI							DUCATI	ITA						
Gresini Racing MotoGP							Runs=5 Total laps=24 Full laps=12							
Run # 1	Front Tyre Slick-Soft	Rear Tyre Slick-Medium												
	New Tyre		New Tyre											
1	2'15.194	33.581	22.618	30.809	30.000	300.8	Run # 5	Front Tyre Slick-Hard	Rear Tyre Slick-Soft					
2	1'48.519	28.507	21.139	29.871	29.002	309.4		4 Laps at start		New Tyre				
3	1'47.421	27.863	20.860	29.727	28.971	309.4	24	1'57.747	35.178	21.641	30.069	30.859	295.8	
4	1'47.397	27.694	21.000	29.689	29.014	311.2	25	1'45.991	27.365	20.567	29.457	28.602	307.6	
5	1'47.259	27.647	20.896	29.753	28.963	307.6	26	1'54.083 *	27.341*	24.468	30.292	31.982	305.9	
							27	1'51.084 *	27.419	22.278*	29.992	31.395	305.0	

Fastest Lap: Jack MILLER Ducati Lenovo Team AUS **1'44.509** 26.888 20.223 29.252 28.146

These data/results cannot be reproduced, stored and/or transmitted in whole or in part by any manner of electronic, mechanical, photocopying, recording, broadcasting or otherwise now known or herein after developed without the previous express consent by the copyright owner, except for reproduction in daily press and regular printed publications on sale to the public within 60 days of the event related to those data/results and always provided that copyright symbol appears together as follows below.
© DORNA, 2022

Official MotoGP Timing by TISSOT
www.motogp.com

Motegi, Friday, September 23, 2022

Page 9 of 10



Free Practice Nr. 1

MotoGP

Lap	Lap Time	T1	T2	T3	T4	Speed	Lap	Lap Time	T1	T2	T3	T4	Speed
6	1'47.048	27.569	20.898	29.663	28.918	307.6	Run # 4	Front Tyre	Slick-Medium	Rear Tyre	Slick-Soft		
7	1'41.172 P	27.666	20.893	29.740	22.873	305.9		New Tyre		New Tyre			
Run # 2	Front Tyre	Slick-Soft	Rear Tyre	Slick-Medium			17	1'55.807	34.800	21.757	30.191	29.059	304.2
	7 Laps at start		7 Laps at start				18	1'47.683	27.614	20.918	30.094	29.057	303.3
8	1'57.296	35.440	21.696	30.564	29.596	303.3	19	1'46.948	27.479	20.760	29.637	29.072	302.5
9	1'47.734	27.793	20.963	29.824	29.154	305.0	20	1'52.136 P	30.992	21.039	31.361	28.744	255.3
10	1'41.296 P	27.873	20.958	29.997	22.468	304.2	Run # 5	Front Tyre	Slick-Medium	Rear Tyre	Slick-Soft		
Run # 3	Front Tyre	Slick-Medium	Rear Tyre	Slick-Soft				4 Laps at start		New Tyre			
	New Tyre		New Tyre				21	1'56.289	34.300	21.546	30.354	30.089	303.3
11	1'57.016	33.076	22.183	32.172	29.585	304.2	22	1'46.718	27.517	20.802	29.500	28.899	303.3
12	1'47.543	27.810	20.892	29.681	29.160	305.9		PIT	36.047	21.953	31.089	30.344	216.8
13	1'47.021	27.718	20.784	29.668	28.851	306.8							
14	1'46.978 *	27.694	20.724	29.553	29.007*	305.9							
15	2'03.047	27.446	35.565	30.812	29.224	304.2							
16	1'46.972	27.600	20.807	29.562	29.003	305.0							
17	1'46.365	27.490	20.646	29.423	28.806	305.9							
18	1'47.831 P	29.853	22.117	31.071	24.790	300.0							
Run # 4	Front Tyre	Slick-Medium	Rear Tyre	Slick-Soft									
	8 Laps at start		8 Laps at start										
19	1'54.159	32.985	21.480	30.479	29.215	303.3							
20	1'47.335	27.670	20.928	29.666	29.071	304.2							
21	1'42.849 P	27.488	20.885	29.555	24.921	305.0							
Run # 5	Front Tyre	Slick-Hard	Rear Tyre	Slick-Soft									
	New Tyre		New Tyre										
22	1'49.254 P	32.805	22.339	31.384	22.726	300.8							
Run # 6	Front Tyre	Slick-Hard	Rear Tyre	Slick-Soft									
	1 Laps at start		1 Laps at start										
23	1'56.957 *	35.264	22.067*	30.306	29.320	296.7							
24	1'50.839 *	30.512*	21.537*	29.797	28.993	305.0							

25th 85 Takuya TSUDA SUZUKI JPN
Team SUZUKI ECSTAR

Runs=5 Total laps=23 Full laps=13

Run #	Front Tyre	Slick-Medium	Rear Tyre	Slick-Medium	Speed
Run # 1	Front Tyre	Slick-Medium	Rear Tyre	Slick-Medium	
	New Tyre		New Tyre		
1	2'10.563	33.356	22.049	30.727	276.9
2	1'49.221	28.522	21.158	29.952	300.8
3	1'49.321	27.965	21.119	30.441	301.6
4	1'48.616	28.102	21.017	30.248	303.3
5	1'49.033	28.224	21.023	30.465	303.3
6	2'25.035 P	1'00.265	23.107	31.805	242.1
Run # 2	Front Tyre	Slick-Medium	Rear Tyre	Slick-Medium	
	6 Laps at start		6 Laps at start		
7	1'56.823	35.134	21.648	30.551	302.5
8	1'50.024	29.592	20.976	30.149	301.6
9	1'48.445	27.922	20.877	30.011	300.8
10	1'51.387 P	27.947	21.209	31.745	201.4
Run # 3	Front Tyre	Slick-Medium	Rear Tyre	Slick-Medium	
	10 Laps at start		10 Laps at start		
11	1'59.156	37.589	21.788	30.390	303.3
12	1'48.276	28.166	21.007	29.815	304.2
13	1'47.385	27.614	20.860	29.764	302.5
14	1'50.085	28.037	22.335	30.221	300.8
15	1'47.557	27.825	20.845	29.727	304.2
16	1'51.591 P	31.244	21.743	31.109	274.8

Fastest Lap: Jack MILLER Ducati Lenovo Team AUS **1'44.509** 26.888 20.223 29.252 28.146

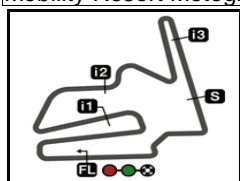
These data/results cannot be reproduced, stored and/or transmitted in whole or in part by any manner of electronic, mechanical, photocopying, recording, broadcasting or otherwise now known or herein after developed without the previous express consent by the copyright owner, except for reproduction in daily press and regular printed publications on sale to the public within 60 days of the event related to those data/results and always provided that copyright symbol appears together as follows below.
© DORNA, 2022

Official MotoGP Timing by **TISSOT**
www.motogp.com

Motegi, Friday, September 23, 2022

Page 10 of 10





MOTUL GRAND PRIX OF JAPAN

Free Practice Nr. 1

Best Partial Times

IT Ideal Lap Time, sum of the best partial times


BT Best Lap Time

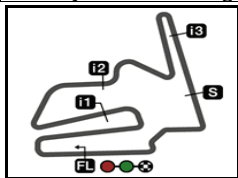
T1		T2		T3		T4				<i>IT</i>	<i>BT</i>	
<i>Pos</i>	<i>Rider</i>	<i>Time</i>	<i>Rider</i>	<i>Time</i>	<i>Rider</i>	<i>Time</i>	<i>Rider</i>	<i>Time</i>	<i>Pos</i>	<i>Rider</i>		
1	J.MILLER	26.854	J.MILLER	20.223	F.BAGNAIA	28.783	J.MILLER	28.146	1	J.MILLER	1'44.158	1'44.509 (1)
2	F.BAGNAIA	26.915	A.ESPARGARO	20.281	J.ZARCO	28.844	P.ESPARGARO	28.220	2	F.BAGNAIA	1'44.389	1'44.537 (2)
3	F.QUARTARARO	26.946	F.QUARTARARO	20.322	L.MARINI	28.871	F.BAGNAIA	28.329	3	F.QUARTARAR	1'44.558	1'44.558 (3)
4	A.ESPARGARO	26.946	B.BINDER	20.330	M.MARQUEZ	28.883	M.VIÑALES	28.346	4	A.ESPARGAR	1'44.577	1'44.577 (4)
5	M.MARQUEZ	26.951	D.BINDER	20.338	T.NAKAGAMI	28.886	B.BINDER	28.352	5	L.MARINI	1'44.598	1'44.645 (5)
6	M.OLIVEIRA	26.956	M.VIÑALES	20.343	J.MILLER	28.935	F.QUARTARARO	28.354	6	M.MARQUEZ	1'44.656	1'44.656 (6)
7	A.RINS	26.967	L.MARINI	20.344	F.QUARTARARO	28.936	J.ZARCO	28.360	7	P.ESPARGAR	1'44.678	1'44.678 (7)
8	F.MORBIDELLI	26.991	T.NAKAGAMI	20.344	J.MARTIN	28.936	A.ESPARGARO	28.370	8	B.BINDER	1'44.735	1'44.735 (8)
9	L.MARINI	26.993	J.ZARCO	20.347	A.RINS	28.938	M.MARQUEZ	28.377	9	M.VIÑALES	1'44.738	1'44.797 (10)
10	B.BINDER	26.999	F.BAGNAIA	20.362	F.MORBIDELLI	28.940	M.OLIVEIRA	28.381	10	M.OLIVEIRA	1'44.743	1'44.743 (9)
11	M.VIÑALES	27.044	E.BASTIANINI	20.384	P.ESPARGARO	28.967	L.MARINI	28.390	11	J.ZARCO	1'44.757	1'44.798 (11)
12	M.BEZZECCHI	27.049	P.ESPARGARO	20.393	A.ESPARGARO	28.980	E.BASTIANINI	28.398	12	A.RINS	1'44.784	1'44.913 (13)
13	T.NAKAGAMI	27.065	M.OLIVEIRA	20.406	D.BINDER	28.995	J.MARTIN	28.398	13	T.NAKAGAMI	1'44.821	1'44.886 (12)
14	C.CRUTCHLOW	27.096	C.CRUTCHLOW	20.426	M.OLIVEIRA	29.000	A.RINS	28.448	14	E.BASTIANINI	1'44.905	1'44.978 (14)
15	P.ESPARGARO	27.098	J.MARTIN	20.426	M.VIÑALES	29.005	C.CRUTCHLOW	28.476	15	J.MARTIN	1'45.009	1'45.009 (15)
16	R.FERNANDEZ	27.101	A.RINS	20.431	E.BASTIANINI	29.017	T.NAKAGAMI	28.526	16	F.MORBIDELLI	1'45.035	1'45.065 (16)
17	E.BASTIANINI	27.106	R.FERNANDEZ	20.441	B.BINDER	29.054	M.BEZZECCHI	28.526	17	C.CRUTCHLO	1'45.091	1'45.187 (17)
18	J.ZARCO	27.206	M.MARQUEZ	20.445	M.BEZZECCHI	29.065	A.MARQUEZ	28.579	18	M.BEZZECCHI	1'45.146	1'45.426 (19)
19	R.GARDNER	27.249	F.MORBIDELLI	20.455	C.CRUTCHLOW	29.093	R.FERNANDEZ	28.582	19	D.BINDER	1'45.181	1'45.366 (18)
20	J.MARTIN	27.249	M.BEZZECCHI	20.506	R.FERNANDEZ	29.195	D.BINDER	28.593	20	R.FERNANDEZ	1'45.319	1'45.739 (21)
21	D.BINDER	27.255	T.NAGASHIMA	20.520	A.MARQUEZ	29.226	R.GARDNER	28.602	21	A.MARQUEZ	1'45.600	1'45.600 (20)
22	A.MARQUEZ	27.261	A.MARQUEZ	20.534	R.GARDNER	29.368	T.NAGASHIMA	28.608	22	R.GARDNER	1'45.786	1'45.991 (23)
23	T.NAGASHIMA	27.305	R.GARDNER	20.567	T.NAGASHIMA	29.388	F.MORBIDELLI	28.649	23	T.NAGASHIMA	1'45.821	1'45.845 (22)
24	F.DI GIANNANTO	27.446	F.DI GIANNANTO	20.646	F.DI GIANNANTO	29.423	F.DI GIANNANTO	28.806	24	F.DI GIANNAN	1'46.321	1'46.365 (24)

These data/results cannot be reproduced, stored and/or transmitted in whole or in part by any manner of electronic, mechanical, photocopying, recording, broadcasting or otherwise now known or herein after developed without the previous express consent by the copyright owner, except for reproduction in daily press and regular printed publications on sale to the public within 60 days of the event related to those data/results and always provided that copyright symbol appears together as follows below.
© DORNA, 2022



Mobility Resort Motegi

Results and timing service provided by  **TISSOT**



4801 m.

MOTUL GRAND PRIX OF JAPAN

Free Practice Nr. 1

Best Partial Times

MotoGP™

IT Ideal Lap Time, sum of the best partial times

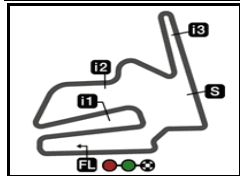
BT Best Lap Time

		T1		T2		T3		T4				
<i>Pos</i>	<i>Rider</i>	<i>Time</i>	<i>Rider</i>	<i>Time</i>	<i>Rider</i>	<i>Time</i>	<i>Rider</i>	<i>Time</i>	<i>Pos</i>	<i>Rider</i>	<i>IT</i>	<i>BT</i>
25	T.SUDA	27.479	T.TSUDA	20.760	T.TSUDA	29.500	T.TSUDA	28.899	25	T.TSUDA	1'46.638	1'46.718 (25)

These data/results cannot be reproduced, stored and/or transmitted in whole or in part by any manner of electronic, mechanical, photocopying, recording, broadcasting or otherwise now known or herein after developed without the previous express consent by the copyright owner, except for reproduction in daily press and regular printed publications on sale to the public within 60 days of the event related to those data/results and always provided that copyright symbol appears together as follows below.
© DORNA, 2022

Official MotoGP Timing by **TISSOT**
www.motogp.com





MOTUL GRAND PRIX OF JAPAN

Free Practice Nr. 1

Fastest Laps Sequence

4801 m.

<i>Practice Time</i>	 <i>Rider</i>	<i>Nation</i>	<i>Motorcycle</i>	<i>Time</i>	<i>Km/h</i>	<i>Rider's Lap</i>
3'45.591	42 Alex RINS	SPA	SUZUKI	1'48.467	159.3	2
3'59.953	5 Johann ZARCO	FRA	DUCATI	1'48.132	159.8	2
4'00.584	43 Jack MILLER	AUS	DUCATI	1'47.787	160.3	2
4'21.640	93 Marc MARQUEZ	SPA	HONDA	1'46.888	161.6	2
6'27.261	20 Fabio QUARTARARO	FRA	YAMAHA	1'46.661	162.0	3
7'33.623	5 Johann ZARCO	FRA	DUCATI	1'46.595	162.1	4
7'33.688	43 Jack MILLER	AUS	DUCATI	1'46.291	162.6	4
8'00.799	93 Marc MARQUEZ	SPA	HONDA	1'46.213	162.7	4
8'13.333	20 Fabio QUARTARARO	FRA	YAMAHA	1'46.072	162.9	4
11'09.006	43 Jack MILLER	AUS	DUCATI	1'45.903	163.2	6
18'52.267	20 Fabio QUARTARARO	FRA	YAMAHA	1'45.807	163.3	10
39'51.477	42 Alex RINS	SPA	SUZUKI	1'45.738	163.4	16
42'08.261	5 Johann ZARCO	FRA	DUCATI	1'45.309	164.1	15
44'47.861	41 Aleix ESPARGARO	SPA	APRILIA	1'45.223	164.2	14
45'42.952	5 Johann ZARCO	FRA	DUCATI	1'45.210	164.2	17
54'27.117	20 Fabio QUARTARARO	FRA	YAMAHA	1'45.029	164.5	22
56'44.891	23 Enea BASTIANINI	ITA	DUCATI	1'44.978	164.6	19
1:02'32.637	42 Alex RINS	SPA	SUZUKI	1'44.961	164.6	26
1:04'17.550	42 Alex RINS	SPA	SUZUKI	1'44.913	164.7	27
1:08'09.585	43 Jack MILLER	AUS	DUCATI	1'44.660	165.1	24
1:09'54.094	43 Jack MILLER	AUS	DUCATI	1'44.509	165.3	25

These data/results cannot be reproduced, stored and/or transmitted in whole or in part by any manner of electronic, mechanical, photocopying, recording, broadcasting or otherwise now known or herein after developed without the previous express consent by the copyright owner, except for reproduction in daily press and regular printed publications on sale to the public within 60 days of the event related to those data/results and always provided that copyright symbol appears together as follows below.

© DORNA, 2022

